

The country housewife and lady's director, in the management of a house, and the delights and profits of farm. Containing, instructions for managing the brew-house ... Directions for the dairy ... the ordering of fish, fowl, herbs, roots ... / [Richard Bradley].

Contributors

Bradley, Richard, 1688-1732.

Publication/Creation

Dublin : J. Watts [etc.], 1727.

Persistent URL

<https://wellcomecollection.org/works/sxx2db9k>


License and attribution

This work has been identified as being free of known restrictions under copyright law, including all related and neighbouring rights and is being made available under the Creative Commons, Public Domain Mark.

You can copy, modify, distribute and perform the work, even for commercial purposes, without asking permission.




Wellcome Collection
183 Euston Road
London NW1 2BE UK
T +44 (0)20 7611 8722
E library@wellcomecollection.org
<https://wellcomecollection.org>





15158/B

P&S

18/1/99










Digitized by the Internet Archive
in 2018 with funding from
Wellcome Library

<https://archive.org/details/b30507789>







THE
Country Housewife
AND
LADY'S DIRECTOR,
IN THE
Management of a HOUSE, and the
Delights and Profits of a FARM.

CONTAINING,

INSTRUCTIONS for managing the *Brew-House*,
and *Malt-Liquors* in the *Cellar*; the Making of
Wines of all Sorts.

DIRECTIONS for the DAIRY, in the Improve-
ment of *Butter* and *Cheese* upon the worst of
Soils; the Feeding and Making of *Brawn*; the
ordering of *Fish*, *Fowl*, *Herbs*, *Roots*, and all o-
ther useful Branches belonging to a Country
Seat, in the most elegant Manner for the Table.

PRACTICAL OBSERVATIONS concerning DI-
STILLING; with the best Method of making
Ketchup, and many other curious and durable Sauces.

The Whole distributed in their proper Months, from the
Beginning to the End of the Year.

With particular REMARKS relating to the Drying or
Kilning of SAFFRON.

By R. BRADLEY,

Professor of Botany in the University of Cambridge,
and F. R. S.

DUBLIN:

Printed by J. Watts, and sold opposite the Watch-house
the North-side of College-Green; and by R. Norris, in
Essex-street, and William Smith, in Dames-street. 1727.

THE
 COUNTY HOUSE
 AND
 ADY'S DIRECTOR
 IN THE
 Management of a House, and
 Delights and Profits of a Farm.
 CONTAINING

2872



S&P

18/1/79



TO THE
LADY WAGER,
CONSORT to the Right Honourable
Sir CHARLES WAGER,
One of the Lords Commissioners
of the ADMIRALTY,

AND
One of His MAJESTY'S Most Honourable
PRIVY-COUNCIL.

This BOOK is most humbly Dedicated, by
Her LADYSHIP'S most Obedient
and most Humble Servant,

R. BRADLEY.

ever is belonging to the House. And this, I conceive, is no less the Practice of these Days, than it was in the Time of that great Philosopher; therefore it may seem necessary that I make some Apology for the Work I now publish, which, for the most Part, falls within the Ladies Jurisdiction: But I hope I am the more excusable, as my Design is rather to assist, than to direct. I may call myself rather their Amanuensis, than their Instructor; for the Receipts which I imagine will give the greatest Lustre or Ornament to the following Treatise, are such as are practised by some of the most ingenious Ladies, who had Good-nature enough to admit of a Transcription of them for publick Benefit; and to do them Justice, I must acknowledge that every one who has try'd them, allow them to excel in their Way. The other Receipts are such as I have collected in my Travels, as well through England, as in foreign Countries, and are such as I was prompted to enter into my List, as well for their Curiosity as for their extraordinary Goodness.

I could have launched much farther in this Attempt, but that I confined my self to publish only such as were necessary for the Use of the Farm; or, in other Terms, for the good ordering of every thing which is the Produce

Produce of a Farm and Garden: And especially, I am induced to publish a Tract of this Nature for two Reasons, which I think carry some Sway with them.

The first is, that I find many useful things about Farms, and in Gardens, whose Goodness is so little known, or understood, that they are seldom reckon'd of any account, and in most Places are looked upon as Incumbrances; such as Mushrooms, Lupines, Brocoly, Morilles, Truffles, Skirrets, Scorzonera, Salsifie, Colerape, Chardones, Boorencole, and many other such like things, which are excellent in their kind, when they are well dress'd, and admired by the greatest Epicures.

The other Reason which has induced me to publish this Piece, is, the Difficulties I have undergone in my Travels, when I have met with good Provisions, in many Places in England, which have been murder'd in the Dressing.

I could mention many Instances as bad as the common Story of Bacon and Eggs strew'd with brown Sugar: But as this was done through Ignorance, as the Story relates, I hope I need make no further Apology

[Faint rectangular stamp or header at the top of the page]

OF THE
LADY WAGER

Composed to the Right Honourable

SIR CHARLES WAGER

One of the Lords Commissioners

of the Admiralty

AND

OF THE HONOURABLE HOUSE OF COMMONS

IN PARLIAMENT ASSEMBLED

BY WILLIAM WAGNER

Author of the

and

and

W. WAGNER

Printed by

at the

of the



T O T H E
L A D I E S
O F
G R E A T - B R I T A I N , & C .



*THE Reason which induces me to address the following Piece to the Fair Sex, is, because the principal Matters contained in it are within the Liberty of their Province. The Art of Oeconomy is divided, as Xenophon tells us, between the Men and the Women; the Men have the most dangerous and laborious Share of it in the Fields, and without Doors, and the Women have the Care and Management of every Business within Doors, and to see after the good ordering of what-
ever*

x INTRODUCTION.

logy, or have occasion to give any other Reason for making this Treatise publick, but that it may improve the Ignorant and remind the Learned, how and when to make the best of every thing : Which may be a means of providing every one with a tolerable Entertainment founded upon Practice and Fashion, which can never fail of Followers, and of making us fare much better upon the Roads in the Country than we were used to do.



THE



THE
Country Lady's
DIRECTOR.
JANUARY.



Shall in this Month take particular notice of the Pigeon; whose Charactersticks are chiefly to have short Legs, and their Feet of a reddish Colour, to have long Wings, and to be quick of Flight; in which the spreading of their Tail Feathers greatly contribute, as well as to guide them in the Air. They lay for the most part two Eggs for one sitting, and no more; but breed often in the Year. When Pigeons are once paired, it is observed they are very constant to one another, and assist each other in the Incubation or Sitting on the Eggs, as well as in bringing up and feeding the young ones; and moreover it is remarkable, that a Pigeon has no Gall-Bladder.

The sorts are, first, the blue wild Pigeon, which is the most frequent in Dove-Cotes, but is not very large, nor disposed to breed so early in the Spring as some others: They are, however, a hardy kind, and will thrive anywhere, if there is plenty of Water; for tho' they are not
B of

of a watery Race, yet it is observable, that they cover to be where it is, and that they feed frequently upon the Banks of Rivers and Ponds. I have known that where there were two Dove-Cotes, that stood within a Mile of one another, and one of them was near a River, and the other remote from it, the Pigeons of the House distant from the Water, left their Habitation to reside in that next the River, even tho' they had an Allowance of good Food at home.

Among the tame Pigeons, those which the *Italians* call'd *Tronfo*, and we *Runts*, are the largest; but these may be again distinguished under the Characters of greater and smaller: Those which are commonly call'd the *Spanish Runts*, are very much esteem'd, being the largest sort of Pigeon, and are sluggish, and more slow of flight, than the smaller sort of *Runts*; but the smaller *Runts* are better Breeders, and quick of flight, which is to be esteem'd; because, if they were to seek their Food far, they can range much more Ground, or return home much quicker on occasion of stormy or wet Weather. As for the Colours of their Feathers, they are uncertain, so that one cannot judge of the sort by them.

The next, which makes the largest Figure, but is not in reality the largest Bird, is the *Cropper*; it is so named, because they usually do, by attracting the Air, blow up their Crops to an extraordinary bigness, even so sometimes as to be as large as their Bodies. This sort is esteem'd the better, as it can swell it's Crop to the largest size.

The Bodies of this sort are about the bigness of the smaller Runt, but somewhat more slender. This sort, like the former, is of various Colours in the Feathers.

The next are those Pigeons call'd *Shakers*, and are said to be of two sorts, *viz.* the broad-tail'd Shaker, and the narrow-tail'd Shaker: The reason which is assign'd for calling them *Shakers*, is, because they are almost constant in wagging their Heads and Necks up and down; and the Distinction made between the broad and narrow-tail'd Shaker, is because the broad-tail'd sort abounds with Tail Feathers, about 26 in number, as Mr. Ray observes, and the narrow-tail'd *Shakers* have fewer in number. These, when they walk, carry their Tail Feathers erect, and spread abroad like a Turkey-Cock. They likewise have diversity of Feathers.

The next I shall take notice of are the *Jacobines*, or *Cappers*: These are call'd *Cappers* from certain Feathers which

which turn up about the back part of the Head. There are of these that are rough-footed; these are short-bill'd, the Iris of their Eye of a Pearl Colour, and the Head is commonly white.

The next is the *Turbit*, commonly so call'd, but what is the occasion of the Name, is not known, unless *Turbit*, or *Turbeck* is a Corruption of the Word *Cortbeck*, or *Cortbeke*, which is the Name the *Hollanders* give them, and seems to be derived from the *French*, where *Court-bec* would signify a short Bill, which this Pigeon is remarkable for; the Head is flat, and the Feathers on the Breast spread both ways. These are about the bigness of the *Jacobines*.

The Carrier Pigeon is the next I shall take notice of; it is so call'd from the Use which it sometimes made of them in carrying of Letters to and fro: It is very sure that they are nimble Messengers, for by experience it is found, that one of these Pigeons will fly three Miles in a Minute, or from *St. Albans* to *London* in seven Minutes, which has been try'd, and I am inform'd, that they have been sent of a much longer Message: However, they might certainly be made very useful in Dispatches, which required Speed, if we were to train them regularly between one House and another. We have an account of them passing and repassing with Advices between *Hirtius* and *Brutus*, at the Siege of *Modena*, who had, by laying Meat for them in some high Places, instructed their Pigeons to fly from place to place for their Meat, having before kept them hungry, and shut up in a dark Place. These are about the size of common Pigeons, and of a dark blue or blackish Colour, which is one way of distinguishing them from other sorts: They are also remarkable for having their Eyes compass'd about with a broad Circle of naked spongy Skin, and for having the upper Chap of their Beak cover'd more than half from the Head with a double Crust of the like naked fungous Body. The Bill, or Beak, is moderately long, and black. These Birds are of that Nature, that tho' they are carried many Miles from the place where they were bred, or brought up, or have themselves hatch'd, or bred up any young ones, they will immediately return home as soon as we let them fly. Perhaps this may, in some measure, depend upon the Affection the Male or Female bear to one another. When they are to be used as Carriers, two Friends must agree to keep them, one in *London*, and the other at *Guilford*, or elsewhere; the Person that lives at *Guilford* must

take two or three Cocks or Hens that were bred at his Friends at *London*, and the other two or three that were bred at *Guilford*; when the Person at *London* has occasion to send an Express, he must roll up a little piece of Paper, and tie it gently with a small String pass'd thro' it about the Pigeon's Neck. But it must be observ'd that the Pigeon you design to send with a Message, be kept pretty much in the dark, and without Meat, for eight or ten Hours before you turn them out, and they will then rise and turn round till they have found their way, and continue their Flight till they have got home. With two or three of these Pigeons on each side, a Correspondence might be carried on in a very expeditious manner, especially in matters of Curiosity, or those things which tend to publick Good. I know a Gentleman that has set out on a Journey early in the Morning, where it was judged to be dangerous travelling, that has taken one of this sort of Pigeons in his Pocket, and at his Journey's End, which he tells me was near thirty Miles distant from his House, has turn'd off the Pigeon, and it has been at it's feeding Place in nine or ten Minutes, with an account of his safety. In *Turkey* it is very customary for these Pigeons to be taken on board a Ship that sails, by the Captain, and if any thing extraordinary happens within the distance of 6 or 8 Leagues, the Pigeon is sent back with Advice, which sometimes may be a means of saving a Ship from being taken by the Pyrates, or other Enemies, and expedite Trade.

The *Barbary* Pigeon, or *Barb*, is another sort, whose Bill is like that of the *Turbit*, i.e. short and thick, and a broad and naked Circle of a spongy white Substance round about the Eye, like that in the Carrier Pigeon. The Iris of the Eye is white, if the Feathers of the Pigeon are inclining to a darkish Colour; but is red, if the Feathers are white, as we find in other white Birds.

Smiters are another sort of Pigeon, suppos'd to be the same that the *Hollanders* call *Draijers*. This sort shake their Wings as they fly, and rise commonly in a circular manner in their flight; the Males for the most part rising higher than the Females, and frequently falling and flapping them with their Wings, which produces a noise that one may hear a great way; from whence it happens that their Quill Feathers are commonly broken or shatter'd. These are almost like the Pigeon call'd the Tumbler; the difference chiefly is, that the Tumbler is something smaller,

ler, and in it's flight will turn itself backward over it's Head. The diversity of colours in the Feathers makes no difference.

The Helmet is another kind of Pigeon distinguish'd from the others, because it has the Head, the Quill Feathers, and the Tail Feathers always of one colour: Sometimes black, sometimes white, or red, or blue, or yellow; but the other Feathers of the Body are of a different colour.

The next Pigeon I shall take notice of, is that which is call'd the light Horseman; this is supposed to be a cross strain between a Cock Cropper and a Hen of the Carrier Breed, because they seem to partake of both, as appears from the excrescent Flesh on their Bills, and the swelling of their Crops; but I am not determin'd concerning that point, nor can give any good Judgment about it, till I have seen whether the Cropper be the Male or Female, upon which depends a Debate in Natural Philosophy, which has not been yet decided; this sort however is reckon'd the best Breeder, and are not inclin'd to leave the place of their Birth, or the House where they have been accustom'd.

The *Bastard-bill Pigeon* is another sort, which is somewhat bigger than the *Barbary Pigeon*; they have short Bills, and are generally said to have red Eyes, but I suppose those colour'd Eyes are belonging only to those which have white Feathers.

There is also a Pigeon call'd the *Turner*, which is said to have a tuft of Feathers hanging backward on the Head, which parts, as Mr. Ray says, like a Horse's Main.

There is a smaller sort than the former call'd the *Finikin*, but in tother respects like the former. There is a sort of Pigeon call'd the *Spot*, suppos'd, and with good Judgment, to take its Name from the Spot on its Forehead just above its Bill, and the Feathers of its Tail always of the same colour with the Spots, and all the other Feathers are white.

Lastly, I shall take notice of the Pigeon call'd the *Mammet*, or *Mahomet*, supposed to be brought from *Turkey*; however, it is singular for its large black Eyes; the other parts are like those of the *Barbary Pigeon*.

These are the sorts of Pigeons generally known, for the large *Italian Pigeons* are only the larger Runts; and I am of opinion, that the diversity of colours in Pigeons only proceed from the diversity of kinds of Pigeons,

Pigeons, that couple with one another; for I have known Swine that have been whole footed, that have coupled with those that were cloven footed, and the Pigs that were produced, were partaking of whole and cloven Hoofs, some one, some two cloven Hoofs, and the rest whole Hoofs.

Concerning the Life of a Pigeon, *Aristotle* says, that a Pigeon will live forty Years, but *Albertus* finishes the Life of a Pigeon at twenty Years; however *Aldrovandus* tells us of a Pigeon, which continued alive two and twenty Years, and bred all that time except the last six Months, during which space it had lost its Mate, and lived in Widowhood. There is a remarkable Particular mention'd by *Aldrovandus* relating to the Pigeon, which is, that the young Pigeons always bill the Hens as often as they tread them, but the elder Pigeons only bill the Hens the first time before coupling. *Pliny* and *Athenæus*, from *Aristotle*, tell us, that it is peculiar to Pigeons not to hold up their Heads when they drink as other Birds and Fowls do, but to drink like Cattle by sucking without intermission; it is easily observed, and worth Observation.

To distinguish which are the Males and Females among Pigeons, it is chiefly known by the Voice and Cooing; the Female has a small weak Voice, and the Male a loud and deep Voice.

The Flesh of Pigeons is hard of Digestion, and therefore is not judged a proper Supper-meat; it is said to yield a Melancholy Juice, but if boyl'd are very tender, or roasted while they are called Squabs, viz. Pigeons about four days old, they are much better for the Stomach, and then commonly yield, among the Curious in eating, about eighteen Pence, or two Shillings a-piece. The Food which is generally given to Pigeons is Tares; but if we were to mix Spurry Seeds with it, or Buck-Wheat, those Grains would forward their breeding, as has been try'd; however, if Pigeons are fed only with Tares, and are of a good kind, we may expect them to breed nine or ten times in a Year; but sometimes, perhaps, not hatch above one at a time, tho' if they were in full Vigour, they would breed up a Pair at one sitting.

In the feeding of Pigeons it is adviseable not to let them have more Meat at one time than they can eat, for they are apt to toss it about and lose a great deal of it; so that
the

the contrivance of filling a stone Bottle with their Meat, and putting the Mouth downwards, so that it may come within an Inch of a Plain or Table, and will give a supply as they feed, is much the best way. And their drinking-water should be dispensed to them in the same way out of a Bottle revers'd with the Mouth into a narrow shallow Cistern; but at the same time they should not want the conveniency of a Pan of Water, if there can be no better had, to wash themselves in, for they are of themselves a Bird subject to contract Dirt and Fleas. This is what I shall say of the breeding of tame Pigeons at present.

As to the preparing of Pigeons for the Table, they are commonly either roasted, boiled, baked or broiled; these are so generally understood, that I need not mention them, nor that Parsley is almost become necessary with them either to be roasted or boiled in the Body of the Pigeon, or put in the Sauces for them: This every one knows, but that the Liver of the Pigeon should be always left in the Body of it, is not known every where, otherwise it would not be so generally taken out and lost, as it is in many places remote from *London*; but this may be, perhaps, because every one does not know that a Pigeon has no Gall. As to particular ways of Dressing of Pigeons, there are two or three which I think are excellent. The first I had from a Lady in *Essex*, whom I have had occasion to mention in this and other Works, and that is in respect to broiling of Pigeons whole. When the Pigeon is prepared for the Kitchen, tie the Skin of the Neck very tight with Pack-thread, and put into the Body a little Pepper, Salt, Butter, and a little Water at the Vent, and tie it up close at the Neck, broil this upon a gentle Fire, basting it very well, and basting it with Butter. When this is brought to Table, it brings it's Sauce in it self. To those who are not lovers of Spice or Salt, the Butter and Water will be sufficient to draw the Gravy in the Pigeon: But a Pigeon which is split and broiled is of a very different Taste from this, and not worthy, in my opinion, to be reckon'd with it.

Another way of ordering Pigeons, which I met with by accident, and pleased me as well as several Gentlemen in my Company, was the boiling of Pigeons in Paste: The Receipt the People gave me for it, was, to fill the Belly of the Pigeon with Butter, a little Water, some Pepper

per and Salt, and cover it with a thin light Paste, and then to put in a fine Linnen Cloth, and boil it for a time in proportion to it's bigness, and serve it up. When this is cut open, it will yield Sauce enough of a very agreeable Relish.

*Stewing of Pigeons, from Mons. La
Fontaine, an excellent Cook in
Paris.*

Pick and wash half a dozen Pigeons, and lay them into a Stew-Pan, with a Pint or more of good Gravy, an Onion cut small, or three or four large Shalots, a little Bunch of sweet Herbs, some Pepper and Salt, a Pint of Mushrooms that have been well clean'd, and cut into small Pieces, and a little Mace; let these stew gently till they are tender, and add to them about half a Pint of White-Wine just before you take them off the Fire: Then lay your Pigeons in your Dish, and brown your Sauce after 'tis discharged of the Bunch of sweet Herbs and the Spice, which should be tied in a little Linnen Cloth; pour then your Sauce with the Mushrooms over the Pigeons, and strew the whole over with grated Bread, giving it a browning with a red-hot Iron; or the grated Bread may be omitted.

*Another Way of dressing Pigeons from
the same.*

Take young Pigeons and par-boil them, then chop some raw Bacon very small, with a little Parsley, a little sweet Marjoram, or sweet Basil, and a small Onion; season this with Salt and Pepper, and fill the Bodies of the Pigeons with it. When this is done, stew the Pigeons in Gravy, or strong Broth, with an Onion stuck with Cloves, a little Verjuice and Salt; when they are enough,

enough, take them out of the Liquor, and dip them in Eggs that have been well beaten, and after that roll them in grated Bread, that they may be cover'd with it. Then make some Lard very hot, and fry them in it till they are brown, and serve them up with some of the Liquor they were stew'd in, and fry'd Parsley.

In the beginning of this Month, as well as in *December*, the Eel is commonly laid up in the Mud, and we find them there in Clusters folded one over another, which I suppose is the manner of coupling for in the beginning of *March*, or end of *February*, we see young ones as small as Threads on the edges of the Waters. I think it is no longer to be doubted, but that the Eel is viviparous; that is, it brings it's young ones perfectly framed, and does not lay Spawn like other Fish; And the Resemblance the Eel bears to that Fish, which is call'd by the Fishermen the Coney Fish, and is found at this time about the *Buoy of the Nore* full of young ones, makes me the rather conclude the Eel brings forth it's Young perfectly form'd. This Fish is not accounted wholesome at this time of the Year, nor fit for eating till they begin to run in *March*; therefore what I have to say relating to preparing Eels for the Table, will be set down in the Month of *March*.



F E B R U A R Y.

AS our Poultry will begin to lay plentifully in this Month, it may not be improper to say something of them before we proceed to give the Receipts for dressing and preparing their Eggs for the Table. It is necessary to be known first, the Difference between Fowls and Birds; a Fowl always leads it's young Ones to the Meat, and a Bird carries the Meat to the Young: For this Reason, we find that Fowls always make their Nests upon the Ground, while Birds, for the most part, build their Nests aloft; so then our common Poultry are Fowls, the Pheasant, Partridge, Peacock, Turkey, Bustard, Quail,
 C Lapwing,

Lapwing, Duck, and such like are all Fowls: But a Pigeon is a Bird, and a Stork, or Crane, and a Heron, are Birds, they build their Nests aloft, and carry Meat to their young ones.

The Characteristick Marks of the Poultry Kind are, besides what I have said above, to have short, strong, and somewhat crooked Bills, which are best adapted to pick up Grains of Corn, Pulse, and other Seeds, which is chiefly what these Fowls Feed upon; and we may observe, that as neither Birds nor Fowls have Teeth to macerate their Food with, so Nature has provided them not only with a Crop, to soften their Meat, but a Stomach furnish'd with thick strong Muscles, whose use is to grind the Grains of Corn, or any hard Meat swallow'd whole, which they perform by the help of little Stones, which Birds and Fowls swallow now and then, and which supply the defect of Teeth. It is observable, that Fowls, for the most part, lay a greater number of Eggs than Birds, even many more than they can sit upon at one time. I have known about thirty Eggs lay'd by one common Poultry Hen, but it is seldom that any Bird lays more than five or six, except the Wren, and the Tom-tit, and the Pigeon not more than two. Again, the Poultry, contrary to others of the winged Race, are armed with Spurs; and it is observable, that the Cocks of the common Poultry distinguish themselves from diurnal Fowls, by crowing or singing in the Night, as the Nightingale distinguishes it self from the rest of the Bird-kind. As for the length of Life in common Poultry, *Aldrovandus* makes it to be about ten Years, but that the Cock becomes unfit for the Hens when he is four Years old; and we find by experience the same, as well as that a Cock should not have more than six or seven Hens, if we expect healthful and strong Broods of Chickens. About the Laying-time of these Fowls, Spurry Seed and Buck-Wheat is an excellent strengthening Food for them.

There is another thing relating to Fowls of this kind well worthy observation; and that is, of Capons being made to bring up a Brood of Chickens like a Hen, clucking of 'em, brooding them, and leading them to their Meat, with as much Care and Tenderneſs as their Dams would do. To bring this about, *Fo. Baptista Porta*, in *lib. 4. Mag. Nat.* prescribes to make a Capon very tame and familiar, so as to take Meat out of one's Hand; then

then about Evening-time pluck the Feathers off his Breast, and rub the bare Skin with Nettles, and then put the Chickens to him, which will presently run under his Breast and Belly; the Chickens then rubbing his Breast gently with their Heads perhaps allay the stinging and itching occasioned by the Nettles, or perhaps they may contribute to warm that part where the Feathers are away; however, the bare part must be rubb'd with Nettles three or four Nights successively, till he begins to love and delight in the Chickens.

When a Capon is once accustomed to this Service, he will not easily leave it off; but as soon as he has brought up one Brood of Chickens, we may put another to him, and when they are fit to shift for themselves, we may give him the Care of a third.

The sorts of the House Pullen, or common Poultry, are many; but as the use of them for the Table is the same. I shall only take notice of such as are of the large Dunghill kind, or of the *Hamburg* sort, of the Game kind, and of the small *Dutch* kind; which last is admired by some for the fineness of their Flesh, and for being great layers, especially in the Winter: But it is certain that the larger sort sell the best at Market, and lay the largest Eggs, and therefore should be the most cultivated about a Farm. As for the Game Breed, some fancy that their Flesh is more white and tender than the other sorts; but they are always quarrelling, which contributes to make themselves and their Brood Weak.

Where we propose to raise a large Stock of Poultry, we should be careful to secure our Hen-House from Vermin of all sorts, and keep it dry and clean, allowing also as much Air as possible; for if it is not often clean'd, the scent of the Dung will give your Fowl the Roop: So likewise there must be easy Convenience for perching of the Fowls, disposed in such a manner, that the Perches be not placed over any of the Hen's Nests which must always lie dry and clean, bedded with Straw, for Hay is apt to make the sitting Hens faint and weak. When we design to set a Hen, we should save her Eggs in dry Bran, and when she clucks, put no more in her Nest than she can well cover; for as to certain numbers to be more lucky in hatching there is nothing in that: And if we fat Fowls, then use the method prescribed in my *Country Gentleman and Farmer's Monthly Director* in the Month of *January*, which
is

is much the best way of any that has yet been discovered. In the choice of Fowls for eating, those which are white feather'd and white legg'd, are much tenderer and finer in their Flesh than those of other Colours, and are much weaker; for which reason, those who understand Cocking, do not approve of such as happen to be white feather'd: and those which are black Feather'd, are accounted the hottest and most fiery, and their Flesh is coarser than in other Fowls. But let us now come to the use of the Flesh of these Fowls, which is either eaten roasted, boiled, fricass'd, baked, or broil'd either slit or whole. It is to be noted, that the Flesh of these Fowls or Chickens boiled is more easily digest'd than the Flesh of those that are roasted, and the Flesh of the Legs is more easy of Digestion than that of the Breast. Mr. Ray takes notice, that those parts of Fowls, which are continually in Action, are esteem'd the best, for which reason he prefers the Legs of tame Fowls, and what we call the Wings in wild Fowl, that is, the fleshy part on the Breast. *Gesner* and *Aldrovandus* have both largely treated of the use of the Flesh and Eggs of these Fowls, but I believe some of the following Receipts for dressing them, will not be unacceptable, they being more adapted to the taste of our Times.

I shall begin with some curious ways of dressing of Eggs, which I had from a Gentleman of *Brussels*, who had collected them from most parts of *Europe*.

First Way of dressing of Eggs.

Boil your Eggs till they are hard, and cut the Whites only into Rings or large pieces; then cut some Parsley, and Onions small, and stew them with a little Salt, Pepper, and Nutmeg in half a Pint of Water, till the Onion and Parsley is tender; when this is done, put in your Eggs well flower'd, and as soon as they are hot, put half a Pint of Cream to them, and thicken them for serving at the Table. The Yolks may be fry'd to garnish the Dish.

Second

Second Way of preparing of Eggs.

Boil your Eggs hard as before, and cut the Whites, likewise as directed in the above Receipt, and then prepare some Gravy, a bunch of sweet Herbs, a little Salt, some Lemon Peel, some *Jamaica* Pepper beaten small, an Onion shred small, and let these stew together till it is sufficiently season'd; after which, strain it off, and put in the Eggs to heat them thoroughly, and then thicken the whole with burnt Butter.

Third Way of preparing of Eggs.

Break some Eggs, beat them well, and season them with Salt and some *Jamaica* Pepper finely powder'd, then make some Butter very hot in a Pan, and pour in the Mixture to fry till it is hard enough to hold together; then it must be taken out, and cut into several Pieces, and served with the same Sauce directed in the foregoing Receipt.

Fourth Way of dressing of Eggs.

Take the Hearts of two or three Cabbage Lettuces, a little Sorrel, Parsley, Cherville, and a large Mushroom, put them in Water over the Fire till they are tender, then chop them together very small with some Yolks of hard Eggs, and season the whole with Salt, Pepper or Nutmeg; and when the Mass is well mixt together, put them in paste, making them into small flat Puffs, and fry them. This may be diversify'd, by adding some sweet Herbs chop'd small to the Mixture, before it is put into Paste.

Fifth

Fifth Way of dressing of Eggs.

BEat as many Eggs as you think convenient, and at the same time squeeze the Juice of an Orange among them; being well beaten, season them with a little Salt, then take a Stew-Pan, and if it is a Fast-day, put some Butter into it and pour in your Eggs, keeping them stirring continually over the Fire till they are enough, then pour them into a Plate upon Sippets. But on Flesh-days, instead of Butter use strong Gravy, or on Fish-days some Mushroom-Gravy may be used instead of Butter, or with it.

Sixth Way of ordering of Eggs.

Boil Eggs till they are hard, peel them, and cut them length-ways, then quarter each half, and dip the several quarters in Batter made of Flower, Eggs and milk; fry them then in Butter very hot, over a quick Fire, and lay them a while before the Fire to drain. In the mean while prepare for them the following Sauce of burnt or brown Butter, seasoned with sweet Herbs, Salt, Pepper, Nutmeg, and a little Elder Vinegar, with some Mushrooms stew'd, and hash'd; and garnish your Dish, or Plate, with fry'd Bread, Parsley, and fry'd Mushrooms.

These are a few out of many Receipts, which the above Gentleman gave me, and may serve as Directions for many others; for by what I can find, all the others depend upon the same Principles. The variation of these depends upon the variety of Tastes: Some like Amletts, or Frazes of Eggs, with Bacon, or with Clary, or other high-tasted Herbs, which every good Housewife knows how to direct. The same Gentleman observes, that Amletts with boiled Artichoke Bottoms slic'd, Amletts with the Tops of boil'd Asparagus, green Pease boiled, Mushrooms stew'd and slic'd or Truffles, these he tells me are extraordinary.

As to the particulars relating to the dressing of fatted Fowls, the methods which most agree with my Palate, and have been admired by the best Judges of my Acquaintance, are the following, which I had from *France*.

To dress a Capon, or other Fowl.

WHen your Fowl is truss'd for Roasting, cover the Breast with a thin slice of fat Bacon, and put an Onion stuck with Cloves into the Belly, with some Salt and Pepper; when it is roasted enough, take off the Bacon, and strew it with grated Bread, till it is brown. This is eaten, either with Orange Juice and Salt, or if Oysters are at hand, as they are about many Farms in *England*, they may be stew'd gently, with a little white Wine, Spice, and a little Butter, which will make an agreeable Sauce for it. Or else it may be eaten with a very good Sauce, which I have often met with, and have lik'd as well, which is made with small Beer and Water, equal quantities, an Onion slic'd, some Pepper and Salt, and about an Ounce of Flesh, either of Mutton or Beef, to boil till it comes to about half, supposing at first 'tis not above half a Pint; and at some places, instead of Mutton, &c. this Sauce has been only made of the Neck of a Fowl. This Sauce, in my Opinion, has a very rich Taste, and has been well approv'd of by some curious Travellers: Where we could have this, we rather chose it than Wine Sauce. Capons, Pullets, or others of this sort of Fowl, may be also larded with Bacon, if they are roasted; but the Gentleman aforesaid, who gave me this Receipt, told me that no Water-Fowl must be larded with Bacon.

To farce or stuff a Fowl. From Mr. Agneau.

WHen your Fowl is made ready for Roasting, take the Liver boil'd, a Shallot, a little Fat of Bacon, some grated Bread, the Bottom of a boil'd Artichoke, and some Mushrooms, chop these very small, and make a forc'd

forc'd Meat of them, season'd with Salt and Spices at pleasure ; fill the Belly of the Fowl with this, and then truss it, covering the Breast with a thin slice of fat Bacon, and over that put a piece of writing Paper. Roast this, and serve it up with the following Sauce : Make a hash of Mushrooms, an Anchovy, a few Capers and some Gravy, boiled together with such Seasoning as you approve, the Sauce should be thicken'd or brown'd, and it is fit for the Table.

To farce Fowls another way. From the same.

TAKE Pullets and roast them. then take the Flesh of the Breast, and mince it small, with some Fat of Bacon boiled, a few Mushrooms, a little Onion and Parsley, and some Crumbs of Bread soak'd in Cream over a gentle Fire ; when all these are well minc'd, add the Yolks of two or three Eggs, and mix all together ; then with this forc'd Meat fill the Breast of the Fowls in their proper shape, and beat some Whites of Eggs to go over them, and then cover them thick with Crumbs of Bread, having first laid your Fowls commodiously in a Dish. and then put them in the Oven till they have taken a fine brown Colour. If you have more of this farc'd Meat than you use in making good the Fowls, either make it into Balls and fry them, or else make a Batter of Eggs, Milk, and Wheat Flower, and dip small parcels of the Farce into it to fry for garnishing. You may make a Sauce to these farc'd Fowls with stew'd Mushrooms toss'd up with Cream, the same may be done with Turkeys, Pheasants, &c.

To make a brown or white Fricassee of Chickens. From the same.

STRIP the Chickens of their Skins as soon as they are kill'd, and when they are drawn cut their Wings, Legs, and most fleshy parts in Pieces, then fry them a little
in

Butter and Gravy, for a brown Fricassee, or Butter and Water for a white Fricassee; to either of these add a Glas of white Wine, with a Seasoning of Salt, Pepper, Nutmeg, Cherville cut small, and three or four young Onions whole, that they may be withdrawn when the Fricassee is enough: Then brown the Sauce with some of the same Lard the Chickens were fry'd in, and thicken it with burnt Flower, to this you may add fry'd or stew'd Mushrooms. But for a white Fricassee, instead of the browning with the Lard and burnt Flower, thicken the Sauce with three or four Yolks of Eggs, and a little Verjuice or else when the Fricassee is stew'd enough, take off the Fat as much as possible, and toss it up with Cream; this will serve to fricassee Rabbits.

In Lent, and on Fast-days, I have eaten very good Soups abroad, that were made without any Flesh. And as that is not very common in *England*, I thought it convenient to bring over the Receipts with me, that we may know how to make the best of every thing about a Farm.

To make Fish-Gravy for Soups.

TO make this Fish-Gravy, which may serve for a Foundation of all Fish Soups, take Tench or Eels, or both, well scour'd from Mud, and their Outfides scour'd well with Salt; then pull out their Gills, and put them in a Kettle with Water, Salt, a bunch of sweet Herbs, and an Onion stuck with Cloves; boil these an hour and a half, and then strain off the Liquor thro' a Cloth; add to this the Peelings of Mushrooms well wash'd, or Mushrooms themselves cut small; boil these together, and strain the Liquor thro' a Sieve into a Stew-Pan, upon some burnt or fry'd Flower, and a little Lemon which will soon render it of a good Colour, and delicate Flavour, fit for Soups, which may be varied according to the Palate, by putting in Pot-Herbs and Spices to every one's liking; this will keep good some time. When you make any of this into Soup, remember to put a Glas of white Wine into your Soup a little before you serve it.

D

A Foun-

A Foundation for Herb Soups.

TAKE a quantity of good Herbs, such as Cherville, Spinage, Sallery, Leeks, Beet-Cards, and such like, with two or three large Crusts of Bread, some Butter, a bunch of sweet Herbs, and a little Salt; put these, with a moderate quantity of Water, into a Kettle, and boil them an hour and half, and strain off the Liquor thro' a Sieve. and it will be a good Foundation for Soups, either of Asparagus Buds, Lettuce, or any other kind, fit for Lent or Fast-Days. These Herb Soups are sometimes strengthened with two or three Yolks of Eggs, a little before they are serv'd to the Table.

As in this Month there is plenty of Oranges, so it is a proper Season to make Orange Wine, which is a most pleasant and refreshing Liquor in the Summer Season. The following Receipt is an approved one for it.

To make Orange Wine. From Mrs. E. B.

TAKE twenty Gallons of Water, and forty Pounds of fine Sugar, mix these together, boil and clarify it with the Whites of Eggs: against this is done, have two hundred middling Oranges, pared so thin that no White appear upon the Rinds; and as soon as the Syrup is taken off the Fire, put the Peels of five and twenty Oranges into it; and when the Liquor is quite cold, put in the Juice of the Oranges, with some fresh Ale-Yeast spread upon a warm Toast of white Bread; let this work two days, and then put it into the Vessel or Cask, adding at the same time, two Gallons of white Port Wine; and then to every Gallon of Liquor, add an Ounce of Syrup of Citron, or Syrup of Lemon, and in two Months time it will be fit to bottle.

In this Month it may not be unnecessary to observe that Oranges are declining, and waste apace; but they are commonly very cheap, and therefore such as have a great
Call

Call for Orange-peel, as Confectioners, &c. now buy them in quantities; but a little Carriage by Land will contribute to their quicker decay. The Orange, tho' it is not found in every Garden, yet I esteem it as a necessary Fruit in many Cases, and what a Family can hardly be without; and truly considering how good Oranges we might have in our Gardens, and how easily they may be cultivated against Garden-walls, I much wonder that they are not more generally planted with us. There is a very good Instance of their prospering well against a Wall, and thriving in the natural Ground, at Mr. *Heather's*, a curious Gentleman at *Twittenham*, which Trees bear very well, and bring very large Fruit.

But as I have observ'd above, that this is the Season when foreign Oranges are generally in the greatest plenty about *London*, it is a good time to preserve their Juice; especially it may prove useful to such as have opportunities of vending *Punch* in large Quantities, or for such who find that Liquor agreeable to them: For tho' I have known several who have express'd the Juice of Oranges and Lemons, and bottled it up against a dear Time, yet such Juice has turn'd to be of a very disagreeable Sourness in a short season. The Method which I have taken to preserve this Juice to be used in *Punch*, was to express the Juice, and pass it thro' a Jelly-bag, with about two Ounces of double refined Loaf-Sugar to each Pint of Juice, and a Pint of Brandy, or Arrack; bottle this up, and cork it well with sound Corks, and you may keep it a Year. Before you pass this Liquor thro' the Bag, you may put about the Rind of two Oranges to steep for two Hours, into each Quart of Liquor, which will give it a rich Flavour. When you have occasion to use it for *Punch*, it is at the discretion of the maker to add what quantity of Brandy, or Arrack, he thinks proper, only remembering that there is already a Pint in each Bottle. This may be of good advantage to Inn-keepers, &c. who live remote from *London*; and by this way they need not run the hazard of losing this sort of Fruit, by bruising or rotting, which they will be subject to, if they are not well pack'd, and have bad Roads. And besides, considering the vast difference that there is in the Price of Oranges, so much, that at some Seasons you must pay as much for one, as will at another time purchase near a Dozen, it is the best to consider of this when they are at the cheapest Price. We may likewise use the same Method

thod with Lemons; but it is not convenient to steep any of the Peels in the Liquor, for they will give it a disagreeable Flavour. But it is to be understood also, that Lemons are to be met with in perfection all the Year; only this Season they are at the cheapest Price. The Peel of an Orange or two may be put to each Quart of Juice, to steep as above directed, bruising every piece of Peel as you put it into the Juice. Note, that the Lemon and Orange Juice must not be mix'd together in the same Bottles.



M A R C H.

THIS Month all sorts of Pond-fish are in Season; viz. the Jack, the Carp, the Tench, the Perch and the Eel; but it must be noted, that both the Males and Females of every kind of Fish are in their greatest Perfection before the Spawning-time, and they are sick and unwholesom for three Weeks after Spawning. The Eel, indeed, has not yet been known to lay any Spawn, but is likely to be Viviparous, as I have mention'd in the Month of *January*. The Jack, or Pike, this Month runs, as the Sportsmen call it; that is, they retire into the Ditches, if there are any in their way, and feed upon Frogs; or else in warm Days, lie upon the top of the Waters and are easily taken by Snares: However, they are this Month full row'd, and are then in their greatest Strength, and in the best condition for the Table. We judge those are the best which are broad-back'd, and deep Fish; for those that are long and slender, have not their Flesh firm, which is reckon'd the Perfection of a Fish. The way of preparing this Fish in the best manner, in my Opinion, if it is large, is to roast it according to the following Receipt, which I had from Mr. *John Hughs*, an excellent Cook in *London*.

WHEN a Jack or Pike is discharged of its Scales and Entrails, and well clean'd, prepare a Mixture in the following manner, to be sew'd up in the Belly of the Fish: Take of grated Bread about one third part, the Ri-
vet,

vet, or Liver of the Fish cut small, with Oysters chopp'd, or the Flesh of Eels cut small; mix these with three or four Eggs butter'd in a Sauce-pan, to which add Pepper and Salt, with some dry'd Sweet Morjoram well powder'd, or such other Sweet-herbs as are most grateful to the Palate, with an Anchovy shred small, fill the Belly of the Fish with the Preparation, and sew it up. When this is done, cut two small Laths of Willow, or any other Wood, except Deal, or such as has a Turpentine Juice in it, of the length of the Fish, and lay the Fish upon the Spit, with the two Laths upon the Fish, and bind them together with a Fillet of Linnen, about an Inch wide, which must be wrapp'd round them in a Screw-like manner, and then laid down to the Fire, and basted very well with Butter, and drudged with Crumbs of Bread, and the same sort of Sweet-herbs that were used in the Mixture above-mention'd. Where you have not the conveniency of Oysters, or Eels, to compose the afore-mention'd Mixture, you may add a larger quantity of butter'd Eggs. Where there is the conveniency of an Oven, we may bake such a Fish with less trouble than roasting it; and in that case rub the outside with the Yolk of an Egg, and roll it in some of the Mixture above-mention'd, the Anchovy and butter'd Eggs excepted, putting some Vinegar and Butter in the Pan. The Sauce to this Fish is Butter melted, a little White-wine, mix'd with a third-part of season'd Beef Gravy, a Spoonful or two of Mushroom Ketchup, and an Anchovy or two dissolved.

The smaller Sort of these Fish, *i. e.* such as are about a Foot long, are most commonly boiled, but they will do well baked, as above directed. The same Sauce may be used with the boil'd Fish; or instead of Beef Gravy, may be used the Mushroom Gravy, as directed in this Work, which will have a much finer Relish than the Beef Gravy.

In this Month likewise, the Carp is fit for the Table, and is commonly much admir'd, if it be well stew'd; otherwise I think it makes but an indifferent Dish, being a Fish full of Cross-bones. The Head is accounted much the best part of the Fish, and is therefore presented as a Compliment to the greatest Stranger at the Table. The Carp, as it is a Fish which thrives best in black, deep, standing Waters, is therefore commonly given to taste of the Mud; but to cure this, those Carps you intend for the Table should be put into a clear Water for a Week before

before you use them, that they may purge themselves. You may keep two Brace of large Carps well enough in a two-dozen Hamper, plung'd into any part of a River where there is a clear Stream, or Trench that is fed by a Spring, and they will become of an extraordinary sweet Taste. And so we may do with Tench and Eels, when we catch them in foul feeding Waters. When your Fish are thus purified, dress your Carps after the following manner:

To Stew Carps or Tench.

TAKE a Brace of live Carps, scale them, gut and wash them, and bleed them in the Tails, so that the Blood be not lost; for according to all the Receipts for stewing this kind of Fish, the Blood, however small the Quantity is of it, must make part of the Sauce: Lay these in a Stew-pan with the Blood, a Pint of Beef Gravy, a Pint of Claret, a large Onion stuck with Cloves, three large Anchovies, a Stick of Horse-radish sliced, the peel of half a large Lemon, Pepper and Salt at pleasure, a Bunch of Sweet-herbs, two or three Spoonfuls of Vinegar. This Liquor should nearly cover the Carps; so that if the Gravy and Claret, mention'd above, be not sufficient, add equal quantities of each till you have enough; cover this close, and set the Stew-pan over a gentle Fire, till the lower-side of the Fish are stew'd enough; then turn them, and keep them stewing as before, close cover'd, till they are enough; after which, lay them in a Dish upon Sippets of fry'd Bread, and strain off the Sauce, to be thicken'd and brown'd with burnt Butter. This must be poured over the Fish, and the Dish garnish'd with the Row or Milt, Barberries, and Lemons sliced.

The same Method is also used for stewing of large Roach, Dace, and Chubb; but a Tench stew'd this way, is much better than a Carp. The Back of this Fish, and the Head, are the Pieces which are most in esteem.

It is worth our remark, that when we find our Tench cover'd with black Scales, they will always taste muddy, which is the fault of the River-Tench about *Cambridge*; but where we find Tench of a golden Colour, we are sure of good Fish, that will eat sweet without the trouble of putting 'em into clear Water to purify.

As there is some trouble in the dressing of this Fish, they may be stew'd the Night before they are to be eaten, and will keep very well; and half an hour before they are to be serv'd up, set them over the Fire to be thoroughly hot, and then brown their Sauce as before directed.

It is to be observ'd, that to bake these Fish with the above Ingredients is as good a Way as the stewing them. It is likewise necessary to observe, that all Fish which keep a long time alive out of Water, will sicken, and their Flesh become unfirm by lying in the Air; therefore, if Fish are to be sent a long Journey, or kept a Day before they are dress'd, kill them as soon as they are taken out of the Water, and the Flesh will be firm.

I shall add one thing more concerning the boyling of Fish, which was communicated to me by a very ingenious Gentleman, who has made Fishing his Study for many Years: He says, that the Goodness of boil'd Fish consists chiefly in the Firmness of the Flesh; and in the next place, that the Fish parts easily from the Bone; to do which, he directs to kill the Fish immediately after they are taken out of the Water; and when you design to boil 'em, put a large handful of Salt into about two or three quarts of Water, and so in proportion: Put in the Fish while the Water is cold; then set them over the Fire, and make them boil as quick as possible, without any Cover over the Pan. This is approved to do very well. This Receipt is particularly good for boiling of Flounders. His Receipt for Sauce for boil'd Fish, is the following.

Sauce for boil'd Fish.

TAKE Beef-Gravy, an Onion, a little White-wine, some Horse-radish sliced, Lemon Peel, an Anchovy, a Bunch of Sweet herbs, boil them well together, and strain off the Liquor, then put a Spoonful of Mushroom Ketchup to it, and thicken it with Butter mix'd with Flower: or for Fast-days the Gravy may be omitted, and in the place of it put Mushroom-Gravy, or a larger quantity of Mushroom-Ketchup, or some of the Fish-Gravy mention'd in *February* which is good to put in Sauce for any sort of Fish.

As this is the Month when Eels begin to be good, I shall give two or three Receipts for the Dressing of them in the best manner: The first for Roasting of Eels, or Pitch-cotting them, I had from the Crown at *Basingstoke* some Years ago; and that for Collaring of Eels, from Mr. *John Hughs*, a celebrated Cook in *London*. But I shall first observe, that the Silver Eel is counted the best; and that all such as lie and feed in clear Streams, may be used without purging them, as I have directed above; but all Pond-Eels must be put into clear Waters for a Week, at least, before they are used, if you would have them in Perfection. And now to the Receipts.

To Roast or Broil an Eel, from the Crown at Basingstoke, An. 1718.

TAKE a large Eel, rub the Skin well with Salt, then gut it and wash it well; cut off the Head and skin it, laying by the Skin in Water and Salt, then lay your Eel in a clean Dish, and pour about a Pint of Vinegar upon it, letting it remain in the Vinegar near an hour; then withdraw your Eel from the Vinegar, and make several Incisions at proper distances in the Flesh of the Back and Sides, which Spaces must be fill'd with the following Mixture:

Take grated Bread, the Yolks of two or three hard Eggs, one Anchovy, minced small, some Sweet-Marjoram dry'd and Pouder'd; or for want of that, some Green-Marjoram shred small: to this add Pepper, Salt, a little Pouder of Cloves, or *Jamaica* Pepper, and a little fresh Butter, to be beat all together in a Stone Mortar, till it becomes like a Paste; with which Mixture fill all the Incisions that you cut in the Eel, and draw the Skin over it: then tie the end of the Skin next the Head, and prick it with a Fork in several Places; then tie it to a Spit to roast, or lay it on a Grid-iron to broil, without basting. The Sauce for this is Butter, Anchovy, a little Pepper, and Lemon-juice.

To

To Pitchcot Eels.

TAKE a large Eel, clean it well with Salt and Water, both the Skin and the Inside, then pull off the Skin, and prepare the following Mixture of Bread grated, Sweet-herbs poudred, or minced small, such as Sweet-marjoram, Sage, and some Pepper and Salt; then rub your Eel with Yolks of Eggs, and after that, roll it in the Mixture, then draw the Skin over it, and cut your Eel in several pieces about three Inches in length, dipping them again in Yolks of Eggs, and after that, in the above Mixture: then lay them on the Grid-iron, and when they are enough, serve them to the Table, with the Sauce prescribed for the Roasted Eels, above-mentioned.

To Collar Eels, from Mr. John Hughs, a famous Cook in London.

TAKE a large Eel, and scour the Skin and the Inside very well with Salt, cut off the Head and split it down the Back, then lay it abroad upon your Dresser, and season it well with Spice, Salt, and a good quantity of Red Sage minced small: mix these well and sprinkle the Mixture thick upon your Eel, then roll it up, and tie it close in a thin Cloth at each end, and in the middle; boil it then in a strong Pickle of Vinegar, Water, Salt, some Spice, and a Bay-leaf or two; and when it is boiled enough, take out the Eel, and let it stand till it is quite cold, and when the Pickle is cold likewise, pour the Pickle into a glazed Earthen Pan, and put your Eel into it to keep for Use; this will remain good several Weeks, if it is kept close cover'd. When the Eel is quite cold, take off the Cloth.

The Eel is also good in Pyes fry'd and boil'd, which every one knows how to prepare.

About the end of this Month, the Trout begins to come in Season; for before this time, it's Body is cover'd with little Insects, which is a Demonstration of it's being sick and unwholesom. The best way of eating
 E this

this Fish is to boil it, and serve it with Butter and Anchovy for Sauce; as is commonly practis'd about *Hungerford*, *Spinham-Land*. and other noted Places for Trout.

If the season is now mild, about the end of the Month the Sap in the Birch-Tree will begin to be very fluent. And so in the Choice of Fish to be seasonable, we must have regard to the Temper of the Air; for if the Air be mild and gentle, sooner or later all parts of the Creation are govern'd by it: but when I direct for this Month or another any thing to be done. I suppose the Temper of the Air to be what it is for the generality; but the Birch-Tree Sap we will suppose begins now to flow, and then we are to take the opportunity of making Wine of it. The best Receipt I have met with for making this Wine, is the following.

To make Birch-Wine. From Lady W.

When the Sap of the Birch-Tree will run, cut a large Notch in the Bark of the Trunk of the Tree in such a place as one may conveniently place a Vessel to receive the Sap; which will flow at the Incision very plentifully, without doing any harm to the Tree. If the Trees are pretty large you may expect about a Gallon of Liquor from each of them which must be order'd in the following manner. Take five Gallons of the Liquor, to which put five Pounds of Powder-Sugar, and two Pounds of Raisins of the Sun stoned; to this, put the Peel of one large Lemon, and about forty large fresh Cloves: boil all these together, taking off the Scum carefully as it rises; then pour it off into some Vessel to cool, and as soon as it is cool enough to put Yeast to it, work it as you would do Ale for two days, and then tunn it, taking care not to stop the Vessel till it has done Working, and in a Month's time it will be ready to Bottle. This is not only a very Pleasant, but a very Wholesom Wine.

This Month is esteem'd one of the principal Seasons for brewing of Malt Liquors for long keeping; the Reason is, because the Air at this time of the Year is temperate and contributes to the good Working or Fermenting the Drink, which chiefly promotes its Preservation and good Keeping: for very cold Weather prevents
the

the free Fermentation or Working of Liquors, as well as very hot Weather; so that if we brew in very cold Weather, unless we use some Means to warm the Cellar while new Drink is Working, it will never clear it self as it ought to do; and the same Misfortune will it lie under, if in very hot Weather the Cellar is not put in a temperate state, the Consequence of which will be, that such Drink will be Muddy and Sour, and, perhaps, never recover; or if it does, perhaps not under two or three Years. Again, such Misfortunes are often owing to the badness of the Cellars; for where they are dug in springy Ground, or are subject to Wet in the Winter, then the Drink will chill, and grow flat and dead. But where Cellars are of this sort, it is advisable to make your great Brewings in this Month rather than in *October*; for you may keep such Cellars temperate in Summer, but cannot warm them in Winter, and so your Drink brewed in *March* will have due time to settle and adjust it self before the cold can do it any great harm. It is adviseable likewise to build your Cellars for keeping of Drink, after such a Manner, that none of the external Air may come into them; for the variation of the Air abroad, was there free admission of it into the Cellars, would cause as many Alterations, in the Liquors, and so would keep them perpetually disturb'd and unfit for Drinking. I know some curious Gentlemen in these things, that keep double Doors to their Cellars, on purpose that none of the outward Air may get into them, and they have good Reason to boast of their Malt Liquors. The meaning of the double Doors, is to keep one shut while the other is open, that the outward Air may be excluded; such Cellars, if they lie dry as they ought to do, are said to be cool in Summer, and warm in Winter, tho' in reality, they are constantly the same in point of Temper: they seem indeed cool in hot Weather, but that is because we come into them from a hotter abroad; and so they seem to us warm in Winter, because we come out of a colder Air to them; so that they are only cold or warm comparatively, as the Air we come out of is hotter or colder. This is the Case, and a Cellar should be thus dispos'd if we expect good Drink. As for the Brewing Part itself I shall leave that to the Brewers in the several Counties in *England*, who have most of them different Manners even of Brewing honestly. What I shall chiefly touch upon, besides what I shall speak of

E 2 Cellaring,

Cellaring, will relate to Water, Malt, Hopps, and the keeping Liquors.

The best Water, to speak in general, is River Water, such as is soft, and has partook of the Air and Sun; for this easily insinuates it self into the Malt, and extracts its Virtue: whereas the hard Waters astringe and bind the Parts of the Malt, so that its Virtue is not freely communicated to the Liquor. It is a Rule with a Friend of mine, that all Water that will mix with Soap is fit for Brewing, and he will by no means allow of any other; and I have more than once experienc'd, that where the same Quantity of Malt has been used to a Barrel of River Water, and the same to a Barrel of Spring Water, the River Water Brewing has excell'd the other in Strength above five degrees in twelve Months, as I prov'd by a small Glass Tube with a Seal, and was much preferable to the taste. I must observe too, that the Malt was not only in Quantity the same for one Barrel as for another, but was the same in Quality, having been all measur'd from the same Heap; so also the Hops were the same both in Quality and Quantity, and the Time of boiling, and both work'd in the same manner, and tunnd and kept in the same Cellar. Here it was plain that there was no difference but the Water, and yet one Barrel was worth two of the other.

There is one thing which has long puzzled the best Brewers, which I shall here endeavour to explain; and that is. where several Gentlemen in the same Town have employ'd the same Brewer, have had the same Malt, the same Hops, and the same Water too, and brew'd all in the same Month, and broach'd their Drink at the same time; and yet one has had Beer which has been extremely fine, strong, and well tasted, while the others have hardly had any worth drinking. I conjecture there may be three Reasons for this difference: One may be the different Weather which might happen at the different Brewings in this Month, which might make an Alteration in the Working of the Liquors: or, secondly, that the Yeast or Barm might be of different sorts, or in different states, wherewith these Liquors were work'd; and thirdly, that the Cellars were not equally good: for I am very sensible, the goodness of such Drink, as is brewed for keeping, depends upon the goodness of the Cellars where it is kept; for at a Gentleman's of my Acquaintance, who for many Years has used the same Brewer, and the same Method, his

Beer is always of the same Taste, his Cellars, or Vaults, are very dry, and have two or three Doors to them.

The *Dorchester* Beer, which is esteem'd preferable to most of the Malt Liquor in *England*, is for the most part brew'd of Chalky Water, which is almost every where in that County, and as the Soil is generally Chalk there, I am of Opinion, that the Cellars being dug in that dry Soil contributes to the good keeping of their Drink, it being of a close texture, and of a drying quality, so as to dissipate Damps; for damp Cellars, we find by experience, are injurious to keeping Liquors, as well as destructive to the Casks. The Malt of this Country is of a pale Colour; and the best Drink of this County that I have met with to be sold, is at a small House against the Church at *Blackwater*, four Miles beyond *Dorchester*, in the Road to *Bridport* in *Dorsetshire*; they broach no Beer till it is a Year old, and has had time to mellow. But there must be such Cellars as I speak of, which inclose a temperate Air, to ripen Drink in; the constant temperate Air, digests and softens these Malt Liquors, so that they drink smooth as Oil; but in the Cellars which are unequal, by letting in Heats and Colds, the Drink is subject to grow stale and sharp: For this reason it is that Drink, which is brewed for a long Voyage at Sea, should be perfectly ripe and fine before it is exported, for when it has had sufficient time to digest in the Cask, and is rack'd from the Bottom or Lee, it will bear carriage without injury. It is farther to be noted, that in proportion to the quantity of Liquor, which is enclosed in one Cask, so will it be a longer or a shorter time in ripening. A Vessel which will contain two Hogsheads of Beer, will require twice as much time to perfect it self as one of a Hogshead; and from my experience I find there should be no Vessel used for strong Beer, which we design to keep, less than a Hogshead: for one of that quantity, if it be fit to draw in a Year, has Body enough to support it two, or three, or four Years, if it has strength of Malt and Hopps in it, as the *Dorsetshire* Beer has; and this will bear the Sea very well, as we find every day.

There is one thing more to be considered in the preservation of Beer; and that is, when once the Vessel is broach'd, we ought to have regard to the time in which it will expended: for if there happens to be a quick Draught for it, then it will last good to the very bottom; but if there is likely to be a slow draught, then do not draw off quite half, before you bottle it, or else your Beer

Beer will grow flat, dead, or sour. This is observed very much among the Curious.

One great piece of Oeconomy is the good management of Small Beer; for if that is not good, the Drinkers of it will be feeble in Summer-time, and incapable of strong Work, and will be very subject to Distempers; and besides, when Drink is not good, a great deal will be thrown away. The use of Drink, as well as Meat, is to nourish the Body; and the more Labour there is upon any one, the more substantial should be the Dyet. In the time of Harvest I have often seen the bad effects of bad Small-Beer among the Workmen; and in great Families, where that Article has not been taken care of, the Apothecaries Bills have amounted to twice as much more as the Malt would have come to, that would have kept the Servants in strength and good health; besides one thing more, which I observed above, good wholesom Drink is seldom flung away by Servants, so that the sparing of a little Malt ends in loss to the Master. Where there is good Cellaring, therefore, it is adviseable to brew a stock of Small-Beer, either in this Month or *October*, or in both Months, and to be kept in Hogsheads, if possible: The Beer brewed in *March* to begin drawing in *October*, and that brewed in *October* to begin in *March*, for Summer drinking; having this regard to the quantity, that a Family of the same number of working Persons, will drink a third more in Summer than in Winter.

If Water happens to be of a hard nature, it may be softened by setting it exposed to the Air and Sun, and putting into it some Pieces of soft Chalk to infuse, or else when the Water is set on to boil, for pouring upon the Malt, put into it a quantity of Bran, which will help a little to soften it.

I shall now mention two or three Particulars relating to Malt, which may help those who are unacquainted with brewing: In the first place, the general Distinctions, between one Malt and another, is only, that one is high dried, the other low dried; that which we call high dried, will, by brewing, produce a Liquor of a brown, deep Colour; and the other, which is the low dried, will give us a Liquor of a pale Colour. The first is dried in such a manner, as may be said rather to be scorched than dried, and will promote the Gravel and Stone, and is much less nourishing than the low dried, or pale Malt, as they call it; for all Corn in the most simple way is the most feeding

ing to the Body. I have experienc'd too, that the brown Malt, even tho' it be well brew'd, will sooner turn sharp than the pale Malt, if that be fairly brewed. I knew a Gentleman in *Northamptonshire* who dried his Malt upon the Leads of a House, and has made very good Drink of it: And the Method of drying Malt by hot Air, which was once propos'd to the Publick, will do very well for a small quantity, but 'tis much too tedious to be ever rendered profitable; however, any means that can be used to dry Malt without parching of it, will certainly contribute to the goodness of the Malt. At the *Greyhound* at *Marlborough* I have drank of the palest-colour'd Ale I ever saw, and the best tasted, and the strongest that I have met with. In that place they dry their Malt very tenderly, and brew with chalky Water, and their Cellars are dug in Chalk: So at the *Crown* at *Hockrell* near *Bishop-Starford* in *Hertfordshire*, is excellent Beer of a pale Colour, strong, and well tasted; there the Malt is tenderly dried and the Soil chalky: likewise at *Nottingham* and *Darby* they brew with pale Malt, chalky Water, and their Cellars are dug in Chalk.

These Places are noted for the Goodness of their Ale all over *England*, insomuch that it has been computed, that there has been above two Hundred Thousand Pounds worth of Ale sold in and about *London* under the Denomination of *Nottingham*, *Derby*, *Dorchester*, &c. in one Year's time: but it is not in *London* that we must expect to taste these Liquors in Perfection; for it is rare to find any of them there without being adulterated, or else such Liquors are sold for them as are unskilful Imitations of them; and I may add, are unwholesom into the bargain. While I am writing this, a Gentleman of good Judgment in this Affair informs me, that the brown Malt he finds makes the best Drink when it is brew'd with a coarse River Water, such as that of the River *Thames* about *London*; and that likewise being brew'd with such Water, it makes very good Ale. But that it will not keep above six Months, without turning stale, and a little sharp, even tho' he allows fourteen Bushels to the Hogshead. He adds, that he has try'd the high dry'd Malt to brew Beer with for keeping, and Hopp'd it accordingly; and yet he could never brew it so as to drink soft and mellow, like that brew'd with pale Malt. There is an acid Quality in the high-dry'd Malt, which occasions that Distemper commonly called the Heartburn, in those that drink of the Ale or Beer made of it. When I mention Malt, in what I have already said above.

I mean only Malt made of Barley; for Wheat-malt, Pea-malt, or these mix'd with Barly-malt, tho' they produce a high-colour'd Liquor, will keep many Years, and drink soft and smooth; but then they have the Mum-Flavour. I have known some People, who used Brewing with high-dry'd Barley-Malt, to put a Bag, containing about three Pints of Wheat, into every Hogshead of Drink, and that has fined it. and made it to drink mellow: others I have seen put about three Pints of Wheat-malt into a Hogshead, which has produced the same Effect. But all Malt-Liquors, however they may be well-brew'd, may be spoiled by bad Cellaring, and be now and then subject to ferment in the Cask, and consequently turn thick and sour. The best way to help this, and bring the Drink to it self, is to open the Bung of the Cask for two or three Days, and if that does not stop the Fermentation, then put about two or three Pounds of Oyster-shells wash'd and dry'd well in an Oven, and then beaten to fine Powder and stirring it a little, it will presently settle the Drink, make it fine, and take off the sharp Taste of it; and as soon as that is done, draw it off into another Vessel, and put a small Bag of Wheat or Wheat-malt into it, as above directed, or in proportion, as the Vessel is larger or smaller.

Sometimes such Fermentations will happen in Drink, by change of Weather, if it is in a bad Cellar, and it will in a few Months fall fine of it self, and grow mellow.

It is remarkable, that high-dry'd Malt should not be used in brewing till it has been ground ten Days, or a Fort-night, it yields much stronger Drink than the same quantity of Malt fresh ground; but if you design to keep Malt sometime before you use it, you must take care to keep it very dry, and the Air at that time should likewise be dry. And as for pale Malt, which has not partaken so much of the Fire, it must not remain ground above a Week before you use it.

As for Hopps, the newest are much the best, tho' they will remain very good two Years; but after that, they begin to decay, and lose their good Flavour, unless great Quantities have been kept together; for in that case they will keep much longer good than in small Quantities. These for their better preservation, should be kept in a very dry Place, tho' the Dealers in them rather chuse such Places as are moderately between moist and dry, that they may not lose of their Weight. I cannot help taking notice here of a Method which was used to some stale
and

and decay'd Hopps the last Year 1725, to make them recover their Bitterness; which was to unbag them, and sprinkle them with Aloes and Water, which, together with the badness of the Malt of the same Years growth, spoil'd great quantities of Drink about *London*; for even where the Water, the Malt, and the Brewer, and Cellars are good, a bad Hop will spoil all: So that every one of these Particulars should be well-chosen before the Brewing is set about, or else we must expect but a bad Account of our Labour. And so likewise the Yeast or Barm that you work your Drink with, must be well considered, or a good Brewing may be spoil'd by that alone; and be sure that be always provided before you begin Brewing, for your Wort will not stay for it.

In some remote Places from Towns it is practised to dip Whisks into Yeast, and beat it well, and so hang up the Whisks with the Yeast in them to dry; and if there is no Brewing till two Months afterwards, the beating and stirring one of these Whisks in new Wort, will raise a Working or Fermentation in it. It is a Rule, that all Drink should be work'd in the Tun, or Keel, before it be put in the Vessel, or else it will not easily grow fine. Some follow the Rule of beating down the Yeast pretty often while it is in the Tun, and keep it there working for two or three Days, observing to put it in the Vessel just when the Yeast begins to fall. This Drink is commonly very fine; whereas that, which is put into the Vessel quickly after 'tis brew'd, will not be fine in many Months.

We may yet observe, that with relation to the Season for brewing of Drink for keeping, if the Cellars are subject to the heat of the Sun, or warm Summer Air, it is best to brew in *October*, that the Drink may have time to digest before the warm Season comes on. And if Cellars are inclinable to Damps, and to receive Water, the best time is to brew in *March*, and I know some experienced Brewers, who always chuse the brewing of Pale-Malt in *March*, and the Brown in *October*; for they guess that the Pale-Malt being made with a lesser degree of Fire than the other, wants the Summer-Season to ripen in; and so on the contrary, the Brown having had a larger share of the Fire to dry it, is more capable of defending it self against the cold of the Winter-Season. But how far these Reasons may be just, I shall not pretend to determine; but in such a Work as this, nothing should be omitted that

may contribute to give the least Hint towards meliorating so valuable a Manufacture; the Artifts in the Brewing Way are at liberty to judge as they please.

But when we have been careful in all the above Particulars, if the Casks are not in good order, still the Brewing may be spoil'd. New Casks are apt to give Drink an ill Taste, if they are not well scalded and season'd severall Days successively, before they are put in use; and for old Casks, if they stand any time out of use, they are apt to grow musty: unslack'd Lime, about a Gallon to a Hog-head, with about six Gallons of Water put in with it, and the Hoghead presently stopp'd up, will clear it off its Taint, if the same be repeated four or five times; or burning of Linnen dipp'd in Brimstone, to be close stopp'd in a Cask, three or four times repeated, will do the same: or else put Water in your Vessels, and throw in some burning Coals, and stop them close, will do the like, if it be often repeated.

I have now but little more to say about the Management of Drink, and that is concerning the Bottling of it. The Bottles first must be well clean'd and dry'd; for wet Bottles will make the Drink turn mouldy, or motherry, as they call it; and by wet Bottles, many Vessels of good Drink are spoil'd: but if the Bottles are clean and dry, yet if the Corks are not new and sound, the drink is still liable to be damaged; for if the Air can get into the Bottles, the Drink will grow flat and will never rise. I have known many who have flatter'd themselves that they knew how to be saving, and have used old Corks on this occasion, that have spoiled as much Liquor as has stood them in four or five Pounds, only for want of laying out three or four shillings. If Bottles are cork'd as they should be, it is hard to pull out the Corks without a Screw, and to be sure to draw the Cork without breaking, the Screw ought to go through the Cork, and then the Air must necessarily find a Passage where the Screw has pass'd, and therefore the Cork is good for nothing; or if a Cork has once been in a Bottle, and has been drawn without a Screw, yet that Cork will turn musty as soon as it is expos'd to the Air, and will communicate its ill Flavour to the Bottle where it is next put, and spoil the Drink that way.

In the choice of Corks, chuse those that are soft, and clear from Specks, and lay them in Water a day or two before you use them; but let them dry again before you put them in the Bottles, lest they should happen to turn
mouldy :

mouldy: with this care you may make good Drink, and preserve it to answer your expectation.

In the bottling of Drink, you may also observe, that the top and middle of the Hoghead is the strongest, and will sooner rise in the Bottles than the bottom: And when once you begin to Bottle a Vessel of any Liquor, be sure not to leave it till all is compleated, for else you will have some of one Taste and some of another.

If you find that a Vessel of Drink begins to grow flat, whilst it is in common draught, bottle it, and into every Bottle put a piece of Loaf-Sugar, about the quantity of a Walnut, which will make the Drink rise and come to it self: and to forward its ripening, you may set some Bottles in Hay in a warm place; but Straw will not assist its ripening.

Where there are not good Cellars, I have known Holes sunk in the Ground, and large Oil Jars put into them, and the Earth filled close about the sides: One of these Jars may hold about a dozen quart Bottles, and will keep the Drink very well; but the tops of the Jars must be kept close cover'd up. And in Winter-time, when the Weather is frosty, shut up all the Lights or Windows into such Cellars, and cover them close with fresh Horse-Dung, or Horse-Litter; but 'tis much better to have no Lights or Windows at all to any Cellar, for the reasons I have given above.

If there has been opportunity of brewing a good stock of Small Beer in *March* and *October*, some of it may be bottled at six Months end, putting into every Bottle a lump of Loaf-Sugar as big as a Walnut; this especially will be very refreshing Drink in the Summer: Or if you happen to brew in Summer, and are desirous of brisk Small-Beer, bottle it, as above, as soon as it has done working.



A P R I L.

FROM the beginning of this Month, the Perch is in great Perfection, and holds good till Winter. One
 F 3 of

of the ways of dressing this Fish, according to the *Hollanders*, and which is much admired by Travellers, is after the following manner, and is called Water-Soochy.

To make a Water-Soochy.

TAKE Perch about five Inches long, scale and clean them well; then lay them in a Dish, and pour Vinegar upon them, and let them lie an Hour in it; after which put them into a Skellet with Water and Salt, some Parsley Leaves and Parsley Roots, well wash'd and scrap'd: let these boil over a quick Fire till they are enough, and then pour the Fish, Roots, and Water into a Sloop-Dish, and serve them up hot with a Garnish about the Dish of Lemon sliced. These Fish and Roots are commonly eaten with Bread and Butter in *Holland*, or there may be melted Butter in a little Bason for those who chuse it. It is to be noted, that the Parsley Roots must be taken before they run to Seed; and if they happen to be very large, they should be boiled by themselves, for they will require more boiling than the Fish. This I had from Mr. *Rozelli* at the *Hague*.

The following Receipt for dressing of Perch, I had likewise from the same Person, and is an excellent Dish.

To prepare Perch with Mushrooms.

PICK, and clean, and cut your Mushrooms into small pieces, and put them in a Sauce-pan, to stew tender without any Liquor, but what will come from them; then pour off their Liquor, and put a little Cream to them; having ready at the same time, a Brace of large Perch well scaled, wash'd, and cut in Fillets or thick Slices, and parboiled: put your Perch thus prepared to your Mushrooms, and with them the Yolks of three Eggs beaten, some Parsley boiled and cut small, some Nutmeg grated, a little Salt, and a little Lemon-Juice: keep all these stirring gently over a slow Fire, taking care not to break your Fish; and when they are enough, garnish them with Slices of Lemon, and pickled Barberries.

The following general Sauce I had from the same Person; it is always ready to be used with every kind of
Flesh,

Flesh, Fowl, or Fish, that require rich Sauces, and will keep good twelve Months.

A Travelling Sauce.

TAKE two Quarts of Claret, a quarter of a Pint of Vinegar, and as much Ver-juice; put these together in a new Stone-Jarr, that will admit of being stop'd close: put to this a quarter of a Pound of Salt that has been well dry'd over the Fire, an Ounce of Black-Pepper, a Drachm of Nutmeg beaten fine, and as much Cloves; a Scruple of Ginger, two or three little Bits of dry'd Orange-Peel, half an Ounce of Mustard-Seed bruised, half a dozen Shallots bruised a little, five or six Bay-Leaves, a little Sprig of Sweet Basil, or Sweet Marjoram, a Sprig of Thyme, and a little Cinnamon; then stop your Jarr close, and let the Mixture infuse for twenty-four Hours upon hot Embers: when this is done, strain your Composition through a Linnen-Cloth, till you have express'd as much Liquor as possible, and put it in a dry Stone-Bottle or Jarr, and stop it close as soon as 'tis cold. You must keep this in a dry Place, and it will remain good twelve Months. This is a good Companion for Travelers, who more frequently find good Meat than good Cooks. My Author adds, that those who are Admirers of the Taste of Garlick, may add it to this Sauce, or diminish, or leave out any particular Ingredient that they do not approve of. It may also be made of Water only, or of Ver-juice, or of Wine, or of Orange or Lemon-Juice; but if it is made of Water, it will keep but a Month good: if it be made of Ver-juice, it will last good three Months; if we make it of Vinegar, it will last a Year; or of Wine, it will last as long. Use a little of this at a time, stirring it well when you use it.

In this Month I likewise judge it will be a good Season, to make the following curious Preparation for the use of Gentlemen that travel; the Use of which I esteem to be of extraordinary Service, to such as travel in wild and open Countries, where few or no Provisions are to be met with; and it will be of no less Benefit to such Families, as have not immediate Recourse to Markets, for the Readiness of it for making of Soups, or its Use, where Gravy is required: and particularly to those that travel, the lightness of its Carriage, the small room it takes

takes up, and the easy way of putting it in use, renders it extremely serviceable. This is what one may call Veal-Glue.

To make Veal-Glue, or Cake-Soup, to be carried in the Pocket.

TAKE a Leg of Veal, strip it of the Skin and the Fat, then take all the Muscular or fleshy Parts from the Bones; boil this Flesh gently in such a quantity of Water, and so long a time, till the Liquor will make a strong Jelly when 'tis cold: this you may try by taking out a small Spoonful now and then, and letting it cool. Here it is to be supposed, that tho' it will jelly presently in small quantities, yet all the Juice of the Meat may not be extracted; however, when you find it very strong, strain the Liquor thro' a Sieve, and let it settle, then provide a large Stew-Pan with Water, and some China-Cups, or glazed Earthen-Ware; fill these Cups with the Jelly taken clear from the Settling, and set them in the Stew-Pan of Water, and let the Water boil gently till the Jelly becomes thick as Glue: after which, let them stand to cool, and then turn out the Glue upon a piece of new Flannel, which will draw out the Moisture; turn them in six or eight Hours, and put them upon a fresh Flannel, and so continue to do till they are quite dry, and keep it in a dry warm Place: this will harden so much, that it will be stiff and hard as Glue in a little time, and may be carried in the Pocket without Inconvenience. We are to use this by boiling about a Pint of Water, and pouring it upon a Piece of the Glue or Cake of the bigness of a small Walnut, and stirring it with a Spoon till the Cake dissolves, which will make very strong good Broth. As for the Seasoning part, every one may add Pepper and Salt as they please, for there must be nothing of that kind put among the Veal when we make the Glue, for any thing of that sort would make it mouldy. Some of this sort of Cake Gravey has lately been sold, as I am inform'd at some of the Taverns near *Temple-Bar*, where, I suppose, it may now be had. As I have observ'd above, that there is nothing of Seasoning in this Soup, so there may be always added what we desire, either of Spices or Herbs, to make it savory to the Palate; but

but it must be noted, that all the Herbs that are used on this occasion, must be boiled tender in plain Water, and that Water must be used to pour upon the Cake Gravey instead of simple Water: so may a Dish of good Soup be made without trouble, only allowing the Proportion if Cake Gravey answering to the above-said Direction. Or if Gravey be wanted for Sauce, double the Quantity may be used that is prescribed for Broth or Soup. I am inform'd by a Person of Honour, that upon this Foundation, there has been made a Cake Gravey of Beef, which for high Sauces and strong Stomachs, is still of good use; and therefore I shall here give the Method of it.

To make Cake-Soup of Beef, &c.

TAKE a Leg, or what they call in some Places a Shin of Beef, prepare it as prescribed above for the Leg of Veal, and use the muscular parts only, as directed in the foregoing Receipt; do every thing as above-mention'd, and you will have a Beef Glue, which, for Sauces, may be more desirable in a Country House, as Beef is of the strongest nature of any Flesh. Some prescribe to add to the Flesh of the Leg of Beef, the Flesh of two old Hares, and of old Cocks to strengthen it the more; this may be done at pleasure, but the Foundation of all these Cake Graveys or Glues is the first. These indeed are good for Soups and Sauces, and may be enrich'd by Cellary, Cherville, beat Chards, Leaks, or other Soup Herbs. A little of this is also good to put into Sauces, either of Flesh, Fish, or Fowl, and will make a fine mixture with the Travelling Sauce. So that whenever there is mentioned the Use of Gravey in any of the Receipts contained in this Treatise, this may be used on Feast-Days, and the Mushroom Gravey, or Travelling Sauce on Fast-Days.

This is also a time of the Year when potted Meats begin to come in fashion; to do which, the following Receipt may be an Example.

To pot a Leg of Beef to imitate potted Venison, from Col. Bradbury of Wicken-Hall.

PROvide a Leg of Beef, and take off the Skin as whole as you can, then cut off all the Flesh, and season it with Pepper, Salt, and All-spice; then break the Bones and take out what Marrow you can to mix among your slices of Beef, which must be put in a deep Earthen Pot; cover then the whole with the Skin, and lay the Bones over that, covering all with Paper, and tying it down close; after which, bake it with grated Bread, and let it stand in the Oven all Night. When this is done, take off the Bones and the Skin, and clear it from the Liquor as well as you can, then put the Meat into a Wooden Bowl, and beat it as small as possible with a Wooden Pestle, often putting in some Butter, and some of the Fat of the Marrow, which will swim upon the Gravey, but suffer none of the Gravey to go in with it: when this is beat enough, while it is warm, butter the Bottoms and Sides of the Pan which you design to keep it in, and press down your Meat in it as hard as possible; when that is done, cover it with melted Butter, If you would have your Meat look red, rub it with a little Salt-peter before you season it. By the same Method you may pot Venison, Mutton, or what Flesh else you please, observing that 'tis only the fleshy or muscular Parts that are used in that way; and that they must be season'd and bak'd till they are tender, and then beat into a sort of Paste, with a little Butter added now and then while the Meat is beating. Keep these Meats in a cool dry Place, and you may preserve them good several Weeks. If you desire to pot a Hare, take the following Receipt.

To Pot a Hare, from the same.

TAKE a Hare and bone it, then mince the Flesh very small, with a Pound of the Fat of Bacon; after which, beat these in a Mortar, and then season your

your Meat with Pepper, Salt, Cloves and Mace, adding to it an Ounce of Salt-peter: mix all these well, and let the Meat lie twenty-four Hours, then put it in an earthen glazed Pot, and bake it three Hours; after which, take it out, and dry it from the Gravey, then return it to the Pot again, and cover it with clarified Butter. This Receipt might have been put in some of the former Months, as the Hare is then in season; but as it depends upon the foregoing Receipt, I thought convenient to insert it in this Place: however, a Jack-Hare may now be dress'd in this fashion, but the Doe-Hare are now either with Young, or have Young-ones, so that they are out of season. These potted Meats are useful in House-keeping, being always ready for the Table: So likewise the following Receipt for Collar'd Beef is of the same service.

To Collar Beef.

GET the Rand or Flank of Beef cut about a foot in length; bone it, and then mix two Ounces of Salt-peter, with a good handful of common Salt: after which, carbonade the outward Skin of the Beef, and rub the whole well with the Salts, letting it lie for twenty-four hours in Salt before you collar it; but observing to turn it twice a day, at least, whilst it is in Salt. When it has lain thus to season, get some Sweet-Marjoram, a little Winter-Savoury, some Red Sage-leaves, and a little Thyme, and shred them small; among which put an Ounce of Pepper ground small, half an Ounce of Cloves and Mace beat, and a handful of Salt; mix these together, and strew the mixture thick over the inside of your Meat, that when it is roll'd up, it may be equally bound in with the Turnings of the Beef: then provide some thin Slices of the same Beef to lay before the first Turn, that the Collar may not be hollow in the middle. This must be roll'd as hard as possible, so that every Part is equally press'd to each other; then get some Tape about an Inch wide, and bind it hard about your Collar of Beef, in a Screw-like manner, till you have clos'd your Collar from top to bottom as tight as can be; observing to bind the top and bottom in an extraordinary manner with strong Packthread. Put this in a glazed earthen Pan, with as much Claret as

G

will

will cover it, putting over the whole some coarse Paste, and send it to the Oven to stand five or six Hours. When it is baked enough, take out your Collar, and set it upright till it be cold, and then take off the Fillets, or the Tape that braced it together, and keep it for use. This is cut in thin Slices, and eaten with Vinegar, as are most of the Collar'd-meats and Potted-meats. This Example is enough for any one either to Collar other Meats by, only observing that such Flesh as is tender, as Pig and a Breast of Veal, must not be salted before they are collar'd, and the Spice of Herbs to be roll'd up with them, may be at discretion; but for the boiling or baking, the Time must be in proportion to their Size, or natural Tenderness. It must nevertheless be observed, that they must be baked or boiled till all the Gravey is out of them; for the Gravey being in them, will contribute to their spoiling by growing musty, or other ways foetid.

We have now Flounders in good Perfection, and besides the common Way of Dressing them either by boiling them, as mention'd in the former Months they are also sometimes fried, and sometimes broil'd; but the following is after such a manner, as is extremely agreeable, and will preserve them good a long time. These, or other Fish fry'd, are kept after the same manner: the Receipt I had from a worthy Gentleman, where I eat some in great Perfection.

Pickled Fish. From Aaron Harrington, Esq.

LET the Fish be fry'd after the common manner, and when they are cold lay them in a Dish, and pour on the following Pickle: Water and Vinegar equal quantities. *Jamaica* Pepper, Pepper and Salt, a little Mace, a few Bay-leaves, and some White-wine: when these have boiled together, pour the Pickle on the Fish while it is not too hot; these eat extremely well.

Trouts are now in good perfection in the South parts of our Country; that is where the Weather has been favourable in the former Month; and then besides the common way of boiling them we may have them potted, which will make them as valuable as potted Charrs, which are a sort of Trout.

*To pott Trouts. From Mrs. R. S. of
Preston in Lancashire.*

Scale and clean your Trouts very well, wash them in Vinegar, and slit them down the Back, after which put Pepper and Salt into the Incision, and on their Outfides, and let them lie upon a Dish three Hours, then lay them in an earthen glaz'd Pan, with pieces of Butter upon them, and put them in an Oven two Hours, if they are Trouts fourteen Inches long, or less in proportion, taking care to tie some Paper close over the Pan. When this is done, take away from them all the Liquor, and put them in a Pot, and as soon as they are quite cold, pour some clarified Butter upon them to cover them : These will eat as well as potted Charrs. Some will take out the Bone upon slitting the Back, and these have been often taken for Charrs, tho' I don't know above two Places where the Charrs are, one is a Pool where a River or Brook runs thro' in Lancashire, and the other is in a Pool at Nant, within four Miles of Caernarvan. But the Charr is of the Trout kind, and it must be a good Judge in Fish to distinguish one from another ; however, there is some small difference, which the Criticks in fishing take notice of.

Fish may also be kept in pickle several Weeks, as the Jack and Trout especially are agreeable Varieties.

This time is a proper Season for making a pleasant and strong Wine of *Malaga* Raisins, which will keep good many Years, and among the best Judges of Wine is much admired ; it is not unlike a strong Mountain Wine, at this time also the Raisins are very cheap.

To make Raisin Wine.

Take half a hundred weight of *Malaga* Raisins, pick them clean from the Stalks, and chop the Raisins small, then put them into a large Tub, and boil ten Gallons of River Water, or such Water as is soft, and pour it hot upon them ; let this be stirr'd twice or thrice every Day for twelve Days successively, and then

pour the Liquor into a Cask, and make a Toast of Bread, and while it is hot, spread it on both sides with Yeast or Barm, and put it into the Vessel to the Wine, and it will make it ferment gently, which you may know by its making a hissing Noise; during the time of working, the Bung of the Vessel must be left open, and as soon as that is over, stop it up close. This will be fine and fit for Drinking in about four Months time; but if you make twice the quantity, it should stand five or six Months before you broach it: Observe that you set it in a good Cellar, such as I have mentioned in the Month of *March*, under the Article of Brewing.

To make Fronteniac Wine.

THE foregoing Receipt must be followed in every particular, only when you put it into the Vessel, add to it some of the Syrup of the white Fronteniac Grape, which we may make in *England*, tho' the Season is not favourable enough to ripen that sort of Grape; for in a bad Year, when the white Fronteniac, or the Muscadella Grapes are hard and unripe, and without Flavour, yet if you bake them they will take the rich Flavour, which a good share of Sun would have given them. You may either bake the Fronteniac Grapes with Sugar, or boil them to a Syrup of their Juice, about a Quart of which Syrup will be enough to put to five Quarts of the Raisin Wine. When these have work'd together, and stood a time, as directed in the foregoing Receipt, you will have a Fronteniac Wine of as rich a Flavour as the *French* sort, besides the Pleasure of knowing that all the Ingredients are wholesome.

This Month is the principal time for Asparagus, which every one knows how to prepare in the common way; but there are some particulars relating to the fitting them for the Table, which I had from a curious Gentleman at *Antwerp*, which I shall here set down.

To preserve Asparagus.

CUT away all the hard part of your Asparagus, and just boil them up with Butter and Salt, then fling them into cold Water, and presently take them out again and

and let them drain; when they are cold, put them in a Gally-pot, large enough for them to lie without bending, putting to them some whole Cloves, some Salt, and as much Vinegar and Water, in equal Quantities, as will cover them half an Inch, than take a single Linnen Cloth, and let it into the Pot upon the Water, and pour melted Butter over it, and keep them in a temperate Place: When you use them, lay them to steep in warm Water, and dress them as you would do fresh Asparagus. It is to be noted, that in *Holland*, and most Places abroad, the Asparagus is always white, which is done according to a Method which I have inserted in my other Works; the Method of bringing them to Table the foreign Way, is to serve them with melted Butter, Salt, Vinegar, and Nutmeg grated.

The Tops or Heads of Asparagus being broken in small Pieces and boiled, are used in Soups like green Pease.

Asparagus in Cream. From the same.

Break the Tops of your Asparagus in small Pieces, then blanch them a little in boiling Water, or par-boil them, after which put them in a Stew-pan or Frying-pan with Butter or Hog's Lard, and let them remain a little while over a brisk Fire, taking care that they are not too greasy, but well drain'd; then put them in a clean Stew-pan with some Milk and Cream, a gentle Seasoning of Salt and Spice, with a small Bunch of sweet Herbs; and just when they are enough, add to them the Yolks of two or three Eggs beaten, with a little Cream to bind your Sauce.

The Greens, which are now fit for boiling, are Sprouts of Cabbage, and young Cabbage-plants, which every one knows how to prepare. There is also Spinage, which is best stew'd without any Water, its own Juice being sufficient; and we have still plenty of Lupines, that is, the flowering Stalks of Turnips, which eat very agreeably; they should be gather'd about the length of Asparagus, when the Tops are knotted for flowering, and the Strings in the Outside of the Stalks stripp'd from them; then tie them in Bunches, as you do Asparagus, and put them in boiling Water with some Salt, and let them boil three or four Minutes, then lay them to drain, without

without pressing, and serve them to Table as you would do Asparagus. The same Way is used in the Management of Brocoli.

The Middle of this Month the Cowslip is in flower, or as some call it the Peigle, and now is the Season to make a most Pleasant Wine of the Flowers. This Receipt is the best I have met with.

*To make Peigle, or Cowslip Wine.
From Mrs. E. B.*

TO three Gallons of Wine, put six Pounds of fine Sugar, boil these together half an Hour, and as the Scum rises, take it off; then set the Liquor to cool, and when it is quite cold, take a Spoonful of the best Ale-Yeast, and beat it well with three Ounces of Syrup of Citron, or Syrup of Lemon; mix these very well together with the Liquor; and then put into it a Pound and three Quarters of the yellow Part of the Cowslip, or Peigle Flowers, which must be cut from the Stalks a little before-hand, but no other Part must be used: Let these infuse and work three Days in an Earthen Vessel, cover'd with a Cloth; then strain them, and put your Liquor into a clean dry Cask, and let it stand to settle three Weeks, or a Month before you bottle it.



M A Y.

AS this is the busy Month in the Dairy, I shall here insert the Remarks I have by me concerning the making of Cheeses; and in this Work it is first necessary to know how to manage the Rennet.

The Rennet is made of the Calves Bag, which is taken as soon as the Calf is killed, and scour'd Inside and Outside with Salt, after having first discharg'd, it of the Curd, which is always found in it; this Curd must likewise be well wash'd in a Cullender with Water, and the Hairs pick'd out of it till it becomes very white, then

then return the Curd again into the Bag, and add to it two good Handfuls of Salt, and shut the Mouth of the Bag close with a Skewer, then lay the Bag in an Earthen Pan, and cover it close, and keep it in a dry Place; this will remain fit for use twelve Months. When you would use it, boil a Quart of Water, after you have salted it, so as to bear an Egg, and letting it stand to be quite cold, pour it into the Bag, and prick the Bag full of very small Holes, and lay it in a clean Pan for use. While this Rennet is fresh, a Spoonful of the Liquor will turn or set about sixteen or twenty Gallons of Milk; but as it is longer kept, it grows weaker, and must be used in greater Quantity: This Rennet will last good about a Month. This is the *Essex* and *Hertfordshire* Way.

Another Way of preparing of Rennet Bags, is to take the Calves Bag, and wash and scour it with Salt, and the Curd likewise, as directed above; and then, salting it very well, hang it up in the Corner of a Kitchen Chimney, and dry it; and as soon as you want to use it, boil Water and Salt as before, and fill the Bag with it, making small Holes in the Bag, as before directed, and keeping it in a clean Pan.

It is to be noted, that the Bag of the Calf, which is the part that receives the Milk, is so disposed, as to change the Milk into Curd, as soon as it is received into it; and the Curd, which is found in it, partaking of that quality of the Bag, which disposes it to harden the Milk; these are therefore to be preserv'd for the same use, when we employ common Milk to be made into Curd: But as the Calves Bag is warm, when it naturally receives the Milk from the Cow, and it then curdles in it; so, when we want to set or turn Milk, for Cheese, or other use, we must have the Milk warm as one may guess the Body of the Calf was, and the Milk was likewise, when the Calf receiv'd it from the Cow. There is great danger if the Milk be too hot when the Rennet is put to it, for then it sets or turns to Curd very quick, and the Cheese will be hard; but it is good to let the Milk be of such a warmth as not to come too soon, as it is called in the Dairies, but to have it of such a warmth, as to let the Curd set easily, and come moderately, for the quicker the Curd comes, the harder it is, and the harder the Curd is, the harder is the Cheese. Again, we must have some regard to the Pasture where our Cows feed; those that feed in

in rank Grass have more watry parts in their Milk than those Cows which feed on short Grass: And sometimes, as I have observed before, in my other Works, the Cows which feed upon Crow Garlick, or the Alliaria, or Sauce alone, or Jack in the Hedge, or Goose-grass, or Clivers, or Rennet Wort, and their Milk will either be ill tasted, or else turn or curd of it self, altho' the Cow has had a due time after Calving; and if the Goose-grass or Clivers happen to be the occasion of the turning of the Milk, then a less quantity of Rennet should be used: For the only use of Rennet is to fix the Milk, and turn it to Curd, and if already there is near an equivalent for Rennet in the Milk, by the Cows eating such Herbs, then a little of it will do. But as I have observ'd above, where Cattle feed upon long rank Grass, the Milk is watery, and does not contain two thirds of the Cream, or Richness that there is in the same quantity of Milk from Cows fed upon short fine Grass: So that if one was to make Cheese, one would chuse the Milk of Cows that feed upon the purest fine Grass. Here the Milk would be rich, and if the Rennet is good and well proportion'd, the Cheese will be so too. It is to be observ'd likewise, that when Cows feed upon such Weeds as I have mention'd, I mean the Clivers, which turn their Milk, the Curd is always hard and scatter'd, and never comes into a Body, as the pure Milk will do that is set with Rennet, and consequently the Cheese will be hard. There is one thing likewise to be taken notice of, with regard to the Rennet, that as the Bag, of which it is made, happens to be good, so is the Rennet good in proportion. I mean the Bag is good when the Milk of the Cow that suckled the Calf, is good; for the goodness of the Food of the Cow does not only dispose the Body of the Calf to produce a gentleness or softness in the Acid, which promotes the curdling of the Milk, when it is received into the Body of the Calf, but makes the Rennet more tender to the setting of the Cheese Curd, and so the Cheese will consequently be the better for it: And I judge that one reason why the *Suffolk* Cheese is so much noted for it's hardness, is on account of the badness of the Rennet, tho' it is certain, that the worst Cheeses of that Country are made of Skim-Milk; however, the nature of the Milk is such, according to my Observation, that it makes very rich Butter, but the Cream rises on it so quickly, and so substantially, that it leaves no fatness or richness in the other part, which we call the

Skim-

Skim-Milk, but that remains little better than Water; so that 'tis no wonder in this Case, and thro' the rank Food of the Cows, that the Cheeses of those parts are not good. I think however the Cheese of *Suffolk* might be helpt in a good measure, if the Farmers there were to have their Rennet Baggs from places where the Grass was short and fine; for I guess then, from the above reasoning, that the Curd would be of a more tender nature, or not of so binding a quality as it now is, and the Cheese consequently would be the better. But besides the goodness of the Milk and the Rennet, if a Cheese is over press'd, it will be hard and unpleasant; but it is to be remark'd, that all Cheeses that are hard press'd will keep longer than those that are gently press'd, and bear transporting thro' the hottest Climates, which the more tender-made Cheeses will not without corrupting, unless they are put into Oil. There is one thing which I may observe particularly, relating to the Rennet Bag; which is, that the Calf should suck it full about an hour before it is kill'd, that there may be more and fresher Curd in it; tho' in the killing of Calves it is a rule to let the Calf fast some time before killing, which we are told contributes to the Whiteness of the Flesh. Again, it would be an advantage in the making of Cheese to have your Cattle all of one sort, and to feed all upon the same sort of Pasture; for when it happens to be otherwise, the Cheeses are apt to decay, from the different Tempers of the Milk; but let our Milk be what it will, be careful of the former method prescrib'd, *i. e.* to break the Curd by gentle degrees, and as equally as possible every where: The little pains extraordinary will be paid in the goodness of the Cheese, for then it will not be full of Eyes or Hollows, and will sell the better.

But besides the ways of preparing the Rennet, as I have here set down, it is practis'd to make an artificial Rennet, which will do very well for making of Cheese; and that is, to boil the Cliver, or as some call it Goose-grass, or others Rennet-Wort, in Water, and you may add some tops of sweet Bryar; about a spoonful of which Decoction, or boiled Liquor, will, turn a Pail-full of Milk, of about five Gallons, without any other help; but in the preparation of this, as well as the other, for the Improvement of the Cheeses, in giving them rich flavours, it is advisable to insert, while we are boiling the Waters for them, either some of such sweet Herbs as we like, or such Spices as we most covet the taste of. As for

the famous *Stilton* Cheese, which I have already published the Receipt of, we are to make the Rennet strong of Mace, by boiling the Mace in the Salt and Water, for without that is done, the Cheese will not have the true Relish that the first famous *Stilton* Cheeses had; and without the People of *Stilton* keep up the antient way of making it, agreeable to the old Receipt, they must of necessity lose the Reputation they have gain'd by their Cheeses. I shall not pretend to affirm why the Cheeses now in that Town are not generally so good as they were formerly; but perhaps it is because some of the Cheese-Sellers there depend upon the reputation of the first Cheeses, and now buy Cheeses from other parts, where nothing of the true Receipt is known but the Figure. However, it would be injustice in me if I did not take notice, that the Master of the *Blue-Bell* Inn in *Stilton* provided me with one that was excellent in it's way, and yearly furnishes as many Customers with them as give him timely Notice: But as these Cheeses require time in the Dairy, before they are fit for eating, and the season of making them is in the Bloom of the Year, so it is necessary to speak for them betimes, to have them to one's mind. I shall not give the Receipt of it at this time, as it has already fallen into a good number of hands with my former Pieces, and has been thought good enough to have been copied from me, with many other Articles, and published by Mr. *Lawrence*. I shall proceed therefore to give the Receipts for making of some other kinds of Cheeses, which yet have not appear'd in the World, which I have collected from some of the best Dairies in *England*. The following is the famous *Buckingham* Cheese, which I had from Mr. *Foord*, a very curious Gentleman of that place.

*To make Buckingham Cheese. From
Mr. Foord of that Place.*

PRepare a Cheese Vat or Cheese Mote of a square Figure, six Inches over, and nine Inches deep, full of small Holes for the convenience of letting out the Whey when the Curd is put into it: Then take the Night's Cream

Cream, and mix it with the Morning's Milk, and put the Rennet to it cool. When the Curd is come, take it gently from the Whey and fill the Cheese Vat with it, and lay a Board upon the Curd, and as that sinks fill up the Cheese Vat with fresh Curds; this should be done once every Hour till Night. The next Day turn your Cheese up-side down, and continue turning it every Night and Morning till it shrinks from the Vat or Cheese Mote, and is stiff enough to take out without breaking. and then lay it upon the Shelf to be turn'd, and shift it Night and Morning till 'tis dry for use. This Mr. Foord tells me is the best sort of Cheese he has met with in *England*.

The following I have experienced to be an extraordinary Cheese; in some places 'tis call'd the Golden Cheese, and in others the Marygold Cheese, which it is properly. The Juice of the Marygolds adds a very great richness to the Milk, and contributes almost as much to it as Cream would do. The following is a Receipt to make it.

To make Marygold Cheese.

Gather your Marygold Flowers in a Dry Day, and pick the golden-colour'd Leaves from them, (these we call the Petals of the Flowers:) As soon as you have pick'd a sufficient quantity of these Leaves for your use, bruise them in a Mortar or grind them, if you have Con-
veniency, and strain out the Juice; this Juice, when you put the Rennet to the Milk, must be put into the Milk, and stirr'd into it. The Milk must then be set, and as soon as the Curd is come, break it gently, and as equally as possible, and put it into the Cheese Vat, and press it with a gentle Weight, letting the bottom part of the Vat have such a number of Holes in it, as will let out the Whey easily, or else a Spout to carry off the Whey; but the Holes are much better than the Spout. This Cheese, which is made in a Cloth, must be used like other Cheeses made after that manner.

As for the making of Sage-Cheese, the following is the best way that I have met with, and therefore I think the Receipt may be useful to the Publick.

To make a plain Sage-Cheese.

GAther the young Tops of red Sage, and bruise them in a Mortar till you can press the Juice from them, then take Leaves of Spinach or Spinage, and bruise them likewise, and press out the Juice to mix with the Sage Juice; for the Sage Juice of itself is not of a pleasant green Colour, and the Spinach Juice is added to it to render it more bright to the Sight; it also serves to take off the bitterness of the Sage. When this Juice is prepared, put your Rennet to the Milk, and, at the same time, mix as much of your Sage and Spinach Juice with it, as will give the Milk the green Colour you desire. If you would have it strong of the Sage, you must have the greater share of Sage Juice; or weaker of the Sage, the greater share of Spinach Juice. When the Curd is come, break the Curd gently, and when it is all equally broken, put it into the Vat or Cheese Mote, and press it gently; remember that the equal and due breaking of the Curd will keep your Cheese from having Hollows or Eyes in it, and the gentle pressing of Cheese will make it eat tender and mellow. This, as well as the Marygold Cheese, must be salted, when it has been press'd about eight Hours.

To make Sage-Cheese in Figures.

THose that are willing to have figur'd Cheeses, such Cheeses as are partly green and partly otherwise, must take the following Method. Provide two Cheese Vats of the same bigness, and set your Milk in two different Vessels; one part with plain Rennet only, and the other with Rennet and Sage Juice, as directed in the above Receipt: Make these as you would do two distinct Cheeses, and put them into the Presses at the same time; when each of these Cheeses has been prest half an hour, take them out and cut some square Pieces, or long Slips, quite out of the plain Cheese, and lay them upon a Plate; then cut as many Pieces out of the Sage Cheese, of the same Size and Figure of those that were cut out of the plain Cheese, and presently put the pieces of the Sage
Cheese

Cheese into the holes that were cut in the plain Cheese, and the pieces cut out of the plain Cheese, into the holes of the Sage Cheese, contriving to make them fit exactly : For this use some have Tin Plate, made into Figures of several Shapes, with which they cut out the pieces of their Cheeses so exactly, that they fit without trouble. When this is done, return them to the Presses, and treat them like common Cheeses, so will you have one Cheese Sage, with white or plain Figures in it, and the other a white Cheese, with green Figures in it. In the making of these Cheeses you must particularly observe to break your Curd very equally, and press both your Cheeses as equally as possible before you cut out the Figures; for else when they come to be press'd for the last time, your Figures will press unequally and lose their Shapes. When these Cheeses are made, they must be frequently turn'd and shifted on the Shelf, and often rub'd with a coarse Cloth. These Cheeses may be made about two Inches thick, for if they are thicker, it will be more difficult to make the figures regular; these will be fit to eat in about eight Months.

To make Cheese in imitation of Cheshire Cheese.

WHen your Milk is set, and the Curd is come, it must not be broken with a Dish, as is usual in the making of other Cheeses, but drawn together by the Hands to one Side of the Vessel, gently and regularly broken; for if it is roughly press'd, a great deal of the Richness of the Milk will go into the Whey. As you thus gather your Curd, put it into Vat or Cheese Mote till it is full, then press it and turn it often, salting it at several times. It is to be noted, that the Cheeses should be six or eight Inches thick, and will be fit to eat in a Year; they must be frequently turn'd and shifted upon the Shelf, and rubb'd often with a dry coarse Cloth, and at the Year's End may have a Hole bored in the Middle, so as to contain a Quarter of a Pint of Sack, which must be pour'd into it, and then the Hole stopp'd close with some of the same Cheese, and the Cheese set in a Wine Cellar

lar for six Months to mellow; at the End of which Time, the Sack will be all lost, and the Hole will be in a manner clos'd up.

To make Cheese in imitation of those made in Gloucestershire.

THese Cheeses are to be about two Inches thick, and the Vats or Cheese Motes must be provided accordingly; set your Milk as directed in the former Receipts, and breaking it as equally and tenderly as possible, put it in a Cloth into the Vat, and set it in the Press for an Hour; then take it out of the Press, and cut it in small Pieces, as big as Nutmegs, into a Pan of scalding Water, taking them again soon out of the Water, and sprinkle them with Salt at your Pleasure, and return them again to the Vat or Cheese Mote, and keep them in the Press till the next Morning, after that turn them and wipe them often, till they come to be very dry: Or else when you have let one of these Cheeses press about two Hours, salt it on the upper Side, and turn it at Night, and salt the Side that lies uppermost, to lie in the Press till Morning; but the first Way of cutting and salting it is much the best. These Cheeses will be fit to cut when they have been made eight Months; it is to be observ'd, that if we salt them in the Manner first mention'd, that is by cutting the Cheese, such Cheeses will be smooth-coated.

To make Slip-Coat Cheese which is the thin Summer Cheese, call'd in London Cream Cheese. From the Farm call'd th Vaifes in Essex.

TAke six Quarters of new Milk, and a Pint of Cream, put it together with a Spoonful of Rennet just warm, and let it stand till the Curd is come; then lay a Cloth in your Cheese Vat, and with a Skimming-dish cut

cut out the Curd, and lay it in the Vat till it is full, turning your Cheese-cloth over it; and as the Curd settles, lay more on, till you have laid on all. When the Whey is drain'd out, turn the Cheese into a dry Cloth, and then lay a Weight of a Pound upon it; at Night turn it into another dry Cloth, and the next Morning salt it a little, then make a Bed of Nettles or Ash-Leaves to lay it on, and cover it with the same, shifting them twice a Day, till the Cheese is fit to eat, which will be in about ten Days. This Cheese is approved to be the best of the kind in the whole Country, and may be made all the Summer.

It is to be observ'd, that if in any sort of Cheese, which is here mentioned, there is not a strength or briskness of Taste agreeable to every Palate, it may be strengthened, by putting either Spice into the Rennet Bag, as Pepper, or Mace, or Gloves, which will make the Rennet very strong, and the Cheese of consequence more sharp to the Palate; or else add the Juices of strong sweet Herbs to the Milk, when the Rennet is put in: the Juice of Marygolds especially helps the richness of the Milk, or Cheese. The Mace in good quantity put into the Rennet will give the Cheese a most agreeable warmth.

As for the Antipathy which some People bear to Cheese, I judge that it must proceed from the first impression made from the Nurse that suckles Children, or from the first Cow's Milk that is given them: for as the Stomach is the first part which the Nourishment is received into; so, as that Nourishment is at first favourably receiv'd into the Stomach, so the Tone of the Stomach will ever remain afterwards, unless it could be so clear'd from the first Impression by such a tryal as humane Nature can hardly bear. I guess too, that from this prejudice in the Stomach proceeds the Aversion which some People have to the smell of Cheese; and if I may go a little farther this way, I suppose that the dislike to Cats, and the Antipathy some People bear to them, is from Frights which the Mothers have receiv'd from them during their Pregnancy: concerning which last Particular, I have offer'd my Sentiments in the Article of the Longing of Women, in my *Philosophical Account of the Works of Nature*. But as for the other things, which some People bear an aversion to, as the Mutton of black Sheep, or breast of Mutton, &c. they depend upon the loathing of the Stomach, from the first

first Impression. What I have remark'd here, concerning the preparing and softning of the quality of the Rennet Bag, is in part a reason for the first good or bad Impression that may be made upon Mankind with regard to Cheese; and I think the following relation, which I had from a noble Peer, from whom I have learnt many curious and useful things, tending to the good of my Country, will be acceptable to the World.

Some Gentlemen that had been hunting, and were led by their Sport to a retir'd part of the Country, where they found only a Cottage to refresh themselves in, were forc'd to take up with Bread and Cheese; there was nothing else to be had, and they had craving Stomachs: but one of the Company was so unfortunate as to have an aversion to Cheese, and could never bear either the taste or smell of it; however, at this time seeing how heartily it was eaten by his Companions, and being very hungry, he resolv'd to venture upon it, and eat heartily of it; but about an Hour after was taken so very ill with Purging and Vomiting, that in a short time his Life was despair'd of. He had the Advice of the best Physicians, but no Medicine took place, and he was given over, after he had lain in that condition a Week; however, at length the Distemper went off, and by degrees he got strength enough to go homeward, and in his way happening to stop at an Inn, where there stood a Waggon Load of *Cheshire* Cheeses, he found that he had a strong Appetite to eat some of that sort, and had one cut on purpose, and eat heartily of it, without suffering the least inconvenience, and has been ever since a great lover of Cheese. So that there is an Example of getting over this Aversion; but considering the difficulty he went thro', it shews the danger of such an Attempt: Nothing less than the violent Scouring he underwent could have chang'd the first Impression made in his Stomach. But thus far of Cheese.

It is necessary, in the next place, to say something of Butter, and how far that may be mended in many parts of *England*, as well for private as for more general use.

In the first place it is to be remark'd, that some Grounds will never produce good Butter, and others will not produce good Cheese, tho' there is the best management in the Dairy. Again, there is one sort of Cattle, which tho' we feed them in the finest Grass, and best Pasture, will never yield a rich Milk; while on the other

other hand, there are some sorts of Cattle which will yield a rich Milk for Butter in any Pasture: tho', as I have observ'd before, the Milk and Butter will be ill tasted if the Cows fed upon Crow Garlick, Alliaría, or Saxifrage. What I have said of this, with regard to the making of Cheese, must here be consider'd; that is, if the Cows feed upon short fine Grass, there will be more Cream in the Milk than if they feed upon long Grass. Indeed the long rank Grass will give more Milk than the short, but less Butter, and worse into the Bargain. Again, the Milk of one Cow shall give richer and better Butter than the Milk of others, tho' they all feed on the same Pasture, even so that the Milk of one Cow will cover or enrich the Butter made from nine or ten other Cows; her Milk will make Butter of a rich yellow Colour, full of Fatness, and the others will only produce a pale, lean Butter, but all together will be good: I know several Instances of this, and every one who is Skillful in a Dairy may observe it. I have already treated largely concerning this Particular, in my Works of Husbandry, and I shall therefore proceed to speak of the managment of Milk in the Dairy for making Butter; for I am very sensible, that many Farmers might have twice the benefit from their Dairies, if the Articles of Butter and Cheese were consider'd in a rational way, and the old Custom could be broke through; and moreover, if the best Rules for managing of the Dairy were known and put in practice, the whole Country would be the better for it, every one might enjoy the benefit of good things: whereas for want of knowledge among some Farmers, their Goods are of small value, and the People are also dissatisfied.

In many parts of *England* it is common to set Milk in Brass Pans, and that gives an ill Taste to the Milk; and again, there is a custom of setting the Cream in Brass-Kettles over the Fire, and as it warms to stroak the Butter as it rises to the edge of the Kettle: this way is very bad for Butter, for the warm Brass assuredly will spoil the Taste of the Cream, and it is often smoak'd. The surest way is to set the Milk in glaz'd Earthen Pans, or in Leaden Pans, but the Earthen Pans are preferable. It should be particularly observ'd, that the Dairy be kept cool, for that in hot Weather contributes greatly to the advantage of the Butter: I have known some that have had streams of Water running thro' them, and at

the same places, instead of Glass Windows, there have been no Lights at all to them but thro' Wyer, and Shutters to them, to open or close as the Sun chang'd its Course. The thatching of the Dairy is much cooler also than Tyling; and whatever will contribute to keep off the Sun should be practis'd. There are yet in some Places in *England* some Farmers that do not know the use of the Churn; however, it is certain, that there is no better way of making Butter than by that means, or something equivalent to it; that is, by beating the Cream, so that the Oily, or Fat Parts separate from the watery Parts, in the most constant and gentle way that is possible, for to use this beating of the Cream too violently, will make the Butter like Grease; whereas a gentle beating of the Cream will render it more firm or stiff: and besides, when the Cream is beat with too much hurry, the Butter will ferment. and presently change to be of a bad Taste: but if it be gently beat or churn'd, it will be firm, and will be fit for keeping. Again, it must be observ'd, that as the beating or churning of Cream, to bring it to Butter, is only to separate the Oily from the watery Parts of the Cream, so when once you begin to churn, or beat the Cream, you must continue to churn or beat it in the most constant manner you can till the Butter is made: for if you had perhaps beat the Cream within three or four Minutes of its becoming Butter, if you leave off the Work but a Minute, the Oily and watery Parts will return to one another, and will require as much Labour as before to separate them: it is like Oil and Vinegar that have been mix'd by Labour, and then let alone for a Minute or two, they will divide and separate from one another, as much as if they had never been mix'd; but the beating of it too violently, will make the Butter Oily, as observ'd before. As for the Figure of our common Churn, I shall not give a draught of it, because such as are unacquainted with it may understand it much better by seeing a Model of it, which may be had at any Toy-Shop in *London*; nay, the very beating of Cream with a Spoon, in a small Bowl, will bring it to Butter; but it must be beat regularly.

In the great Daires in *Holland*, where one Farmer keeps four or five hundred Cows, the Cream is put into a large Well, lined with Lead, and a large Beam set with cross Bars is turn'd in the Cream by a Horse; but the violence
of

of the Motion makes the Butter rather like Oil than Butter; and the consequence is, that it will not keep long, and as I have heard say, will not melt well, like the Butter that is made by more gentle means. Where a gentle way is used in making Butter, it will cut like Wax, and it should especially be well wrought with the Hands, when it is fresh taken from the Churn and salted for common use; for if the Milk be not well work'd out of it, the Butter will not keep. However, if Butter begins to decay in goodness, or change to an ill Taste, let it be work'd well, and wash'd with Water, and it will come to it self, and will bear salting and potting as well as fresh Butter; but always observe not to put up Butters of several sorts into the same Pot or Vessel, but chuse that of the same Dairy, and of the same making, if possible. One of the most curious Women I have met with in this way, is Mrs. Cowen, a Shopkeeper at *Newport Pond* in *Essex*, who pots great quantities every Year; there are undoubtedly many others who are very good in this way, but as I do not know them, therefore I may be excus'd if I mention her in particular.

Again Butter that was good originally, and well potted, may be wash'd and beaten in the Winter, so as to be made more sweet and palatable than fresh Butter, made in many Places, at that time of the Year; and this is frequently practis'd about *London*, where the workers of it get more than twice the first Price of the Butter, by their Care and Labour.

Before I conclude this Article, it may be necessary to observe, that the best managers of the Dairy frequently fill up their Churns with cold Water, before they put in the Cream to Churn, in the heat of the Summer, for fear of over-heating the Butter in the making, and in the Winter heat their Churns with warm Water before they use them, but the over-heating of the Churns spoils the Butter; the best way is to set the bottom of the Churn in warm Water, when you churn in cold Weather, to save Trouble.

I shall now proceed to say something of preparing Cordial Waters; for this Month gives us a vast variety of Herbs in full perfection, and in the most proper condition for the use of the Shops, whether for drying, infusing, distilling, &c.

In the first place, all Herbs design'd to be dried, must be gather'd in dry Weather, and laid in some Room, or

cover'd Place, to dry in the Shade, to be afterwards used for infusion or distillation, for which Business the dried Herbs are as useful as the green Herbs, if they be such as are Aromatick, *viz.* Thyme, Sweet Marjoram. Savory, Hyssop, Sage, Mint, Rosemary, the Leaves of the Bay Tree, the Tops of Juniper, Gill, or Ground-Ivy, and such like: The Infusions, or Spirits, drawn from dried Herbs are more free from the Earthy and Watery Parts, than the Infusions, or Spirits drawn from green Herbs. I observe, that in making such Infusions as Tea's of dried Herbs, the best way is to pour boiling Water upon them, and in half a Minute, at most, pour out the Water again from the Herbs, if we have them in small quantities, as we do Sage Tea, or other Tea; such Tea will then be of a fine green Colour, and full of Spirit: but if the Herbs stand longer with Water upon them, the Water will change of a brownish Colour, will lose the fine Flavour of the Herb, and become ill-tasted; so that in the making of Sage Tea, for example, pour on your boiling Water, and when it has been half a Minute upon the Sage-Leaves, pour it off and fling away the Leaves; for if you pour more Water upon them, you must expect your Tea of a dark Colour and ill tasted; therefore have fresh Sage to every fresh quantity of Water. And the same method should be used in the making of all kinds of Teas, to make them palatable and more wholesome. But when I speak of Teas having good qualities in them, I must not be understood to mean any of the Foreign Teas, such as Green, and Bohea Teas, &c. For I have had experience enough in them to know that they are injurious to the Body, of which I shall say more in a Treatise by it self. What I mention here, is only with regard to the infusing of Herbs in the Tea manner; but there are Infusions of Herbs in Spirits; here the Spirits that the Herbs are put into, must be cold, or used without any Fire at all, and the Herbs in this case may be used either green or dry; here they may stand several days before the Spirit that they are infus'd in be drawn off, as the following Cordial, call'd Surfeit Water, may serve to instance.

*To make red Surfeit-Water. From
Mrs. B.*

TO three Gallons of Brandy, put the Flower Leaves of a Bushel of red Poppies, one Pound of Raisins of the Sun stoned, a large Stick of Liquorice sliced, a quarter Pound of Caraway-Seeds bruised, a large Handful of Angelica, Sweet Marjoram, red Sage, Dragon's Mint, and Baulm, of each an handful; let all these be cover'd close in a Glass, or glaz'd Earthen Vessel, and stand to infuse or steep in the Brandy for nine Days, keeping it, during that time, in a Cellar; then strain it off upon a Pound and half of loaf Sugar, and put it into Bottles. This is a good Cordial if used only when occasion requires.

In this Month, Orange Flowers are in the greatest plenty; about half a Pound of them put into a Gallon of Brandy, with a quarter Pound of Orange-Peel, and half a Pound of double refin'd loaf Sugar, makes a very agreeable Cordial: We may let these Ingredients infuse in the Brandy nine or ten Days before we pour the Brandy from them. Some chuse rather to put the Sugar to the Brandy after it is pour'd from the Orange-Flowers.

As for the distilling part, we have already several Books which treat largely of that Business, both with respect to management of what is call'd the cold Still, and the Alembick, to which I shall refer: But in this place I shall only take notice, that whereas several kinds of distill'd Waters are drawn from many Herbs, which do not appear all the Year about; so if one has not an opportunity of collecting all our Herbs together, just when we want them, we may yet distil those we can get at one time, and make another Distillation of those we collect at another time, and so mix both Spirits or Water together: For example, in those Cordial Waters where the Ros Solis, or Rosa Solis is used, which is an Herb not always to be found, and will not keep above a Day or two after 'tis gather'd, this I say may be distill'd by it self, and kept to use with other Waters at pleasure; putting of this such a proportion as would have been produc'd from the quantity directed, of the Plant, in the Receipt, if it had been distill'd with the other Herbs; and so of any other Herb that is hard to come by.

This

This Herb, however, I may inform my Reader, grows in Bogs, and when we find it we may preserve it artificially, by either planting it immediately in other boggy places, or else in artificial Bogs, made of Earth and Water in Tubs, or Earthen Pots, made without holes at the bottom.

This Season affords us great variety of Necessaries for Food, in the Farm and Garden; the Pond Fish, as Pike or Jack, Carp, Tench and Perch, as well as Eels are in Season, and may be prepared for the Table, as directed in *March*; there are likewise green Geese, young Ducks, Chickens, Pidgeons, and Rabbits in the artificial Warren; and in the Garden, Spinage and Cabbage Lettuce to boil, some forward Pease and Beans, Asparagus, Artichokes, the first Cabbages, and Caulyflowers, Cucumbers for stewing and in raw Sallads: However, in this Season all raw Sallads should yet partake of some warm Herbs, as I have directed in my *New Improvement of Planting and Gardening*. The method which I most approve of for dressing a Sallad, is, after we have duly proportion'd the Herbs, to take two thirds Oil Olive, one third true Vinegar, some hard Eggs cur small, both the Whites and Yolks, a little Salt and some Mustard, all which must be well mix'd and pour'd over the Sallad, having first cut the large Herbs, such as Sallery, Endive, or Cabbage Lettuce, but none of the small ones: Then mix all these well together, that it may be ready just when you want to use it, for the Oil will make it presently soften, and lose its briskness. Onions should always be kept in reserve, because it is not every one that like their relish, nor is Oil agreeable to every one; but where Oil is not liked, the Yolks of hard Eggs, bruis'd and mix'd with the Vinegar, may be used as above. The difficulty of getting good Oil in *England* is, I suppose, the reason why every one does not admire it; for I was once of opinion I could never like it: But when I was once persuaded to taste such as was of the best sort, I could never after like a Sallad without it. The best Oil that I have met with in *England*, is at Mr. *Crosse's*, a *Geneouese* Merchant, at the *Geneouese Arms* in *Katherine-Street* in the *Strand London*.

As for the ordering of the above Animals and Vegetables for the Table, we may find Directions in this Work,

In this Month gather Elder-Flowers when they are dry, and pick them from the Stalks; let them dry in the Shade, and then put an Ounce to each Quart of White-Wine Vinegar, to stand in the Vinegar for two Months, then pour the Vinegar from them for use.

About

About the end of this Month is a proper time to make Sage-Wine, which is a very pleasant one, and I think worthy a place among the best Receipts.

To make Sage-Wine. From Mrs. E. B.

TO three Gallons of Water, put six Pounds of Sugar, boil these together, and as the Scum rises take it off, and when it is well boiled put it in a Tub boiling hot, in which there is already a Gallon of red Sage Leaves clean pick'd and wash'd; when the Liquor is near cold, put in the Juice of four large Lemons, beaten well with a little Ale Yeast, mix these all well together, and cover it very close from the Air, and let it stand forty eight Hours, then strain all thro' a fine Hair Sieve, and put it into a Vessel that will but just hold it, and when it has done working, stop it down close, and let it stand three Weeks or a Month before you bottle it, putting a Lump of loaf Sugar into every Bottle. This Wine is best when it is three Months old. After this manner you may make Wine of any other Herb or Flower.



J U N E.

TH I S Month is a proper Season for making several sorts of Wine, whether it be that of Gooseberries, Currants, Cherries, Apricots or Rasberries, all which are very agreeable and worth the trouble; the Expence, where these Fruits are growing, being very inconsiderable. The following Receipts are approved to be very excellent.

Preliminaries to the making of Gooseberry-Wine.

GOOSBERRY-Wine is one of the richest and strongest Wines made in *England*, it will keep many Years, and improve by keeping, if it be well made; and is not, in my opinion, inferior to Mountain *Malaga*. **To**

To make this Wine, we must have regard to the sort of Goosberry we design to use, for there is a great deal of difference in the time of one sort's ripening and another: The earliest ripe are the Champaign, the Green, the Black, and Red hairy Goosberries, every one of which has a flavour distinct from the other sorts, and so will yield each of them a Wine of as different a relish from the rest, as one may expect to find among the several Varieties of the *French* growth. The most forward of these kinds about *London* ripen early in this Month, if the Season be good; but the latter sorts are not generally ripe till the end of the Month, or in *July*. The latter sorts are commonly the white Dutch, the Amber, and the Walnut Goosberries, each of which has likewise a different sort of taste; of the Amber especially I have known an excellent Wine to be made. Again, we must consider, that as to the time of their ripening, the diversity of Situations will forward or retard them a Fortnight or three Weeks; and besides, as we have observed above, every Season is not alike, and we must have regard also to the difference of Climate one part of *Britain* is three Weeks sooner or later than another: And when I say in any one of my *Kalenders*, or Monthly Directories, that any particular Fruit is ripe, or any particular thing is to be done in such a Month, it may be understood that it is generally so, but will vary now and then, as the Season is more or less forward. There is likewise another thing to be consider'd relating to the ripeness of Fruits, and that is, the different Opinions or Tastes of Mankind; some call them ripe when they just begin to turn: But what I mean by ripeness, is, when a Fruit is as tender as it can be, and possessing its highest Flavour: And by those Fruits which I call half ripe, I mean such as have their inward Juices sweet, and their outward Parts a little hard and sour. In this state should the Goosberry be gather'd for making off Wine. See the following Receipt.

To make Goosberry-Wine.

Gather your Goosberries in dry Weather, when they are half ripe, as I have explained in the above Preliminaries, pick them and bruise them in a Tub, with a wooden Mallet, or other such like Instrument, for no Metal is proper; then take about the quantity of a Peck of
of

of the bruised Goosberries, put them into a Bag made of Horse-Hair, and press them as much as possible, without breaking the Kernels, repeat this Work till all your Goosberries are press'd, and adding to this press'd Juice, the other which you will find in the Tub, add to every Gallon three Pounds of powder Sugar, for *Lisbon* Sugar will give the Wine a taste which may be disagreeable to some People, and besides it will sweeten much more than the dry powder Sugar; stir this together till the Sugar is dissolved, and then put it in a Vessel or Cask, which must be quite fill'd with it. If the Vessel holds about ten or twelve Gallons, it must stand a Fortnight or three Weeks, or if about twenty Gallons, then about four or five Weeks, to settle, in a cool Place: then draw off the Wine from the Lee, and after you have discharg'd the Vessel from the Lees, return the clear Liquor again into the Vessel, and let it stand three Months, if the Cask is about ten Gallons; or between four and five Months, if it be twenty Gallons, and then bottle it off. We must note, that a small Cask of any Liquor is always sooner ripe and fit for drinking than the Liquor of a larger Cask will be; but a small Body of Liquor will sooner change sour than that which is in a larger Cask. The Wine, if it is truly prepared, according to the above Directions, will improve every Year, and last several Years.

Preliminaries to the making of Currant Wine.

IT is to be noted, that tho' there are two sorts of Currants, which may be used for making of Wine, that is, the Red and the White; yet the Taste and Goodness will be the same, whether 'tis made of the White or the Red, for they have both the same qualities, except in the colour. Observe also, that the Fruit be gather'd in a dry time, and that if you make a large quantity it must stand longer in the Vessel, before bottling, than a small quantity.

To make Currant-Wine.

When your Currants are full ripe, gather them and pick them from the Stalks and weigh them, in order to proportion your Water and Sugar to them. When this is done, bruise them to pieces with your Hands, and add to every three Pounds of Currants a quart of Water, stirring all together, and letting it stand three Hours, at the end of which time, strain it off gently thro' a Sieve, and put your Sugar into your Liquor, after the rate of a Pound to every three Pounds of the Currants. This Sugar should be powder Sugar, for *Lisbon* Sugar would give the Wine an ill Taste. Stir this well together, and boil it till you have taken off all the Scum, which will rise plentifully; set it then to cool, at least sixteen Hours, before you put it into the Vessel. If you make the quantity of twenty Gallons, it may stand in the Vessel three Weeks before it will be fit for bottling; and if you make thirty Gallons, then it may stand a Month before it be bottled off, observing then to put a small lump of Sugar into every Bottle; it must be kept in a cool place, to prevent its fretting. By this method it will keep good many Years, and be a very strong and pleasant Wine, at a very cheap rate.

It is necessary to observe, that the same sort of Currant is not always of the same sweetness when it is ripe, those growing in the shade will be less sweet than those that are more exposed to the Sun. And when the Summer happens to be wet and cold, they will not be so sweet as in a dry warm Season; therefore tho' the Standard of the above Receipt be one Pound of Sugar to three Pounds of pick'd Currants, yet the Palate of the Person who makes the Wine should be the Regulator, when the Sugar is put to the Juice, considering at the same time, that it is a Wine they are making, and not a Syrup. The Sugar is only put to soften and preserve the Juice, and too much will make the Wine ropey.

This Season is proper for making Cherry Wine, the *Kentish* and *Flemish* Cherries being now full ripe, which are much the best for this purpose: This is a very pleasant strong Wine.

To make Cherry Wine.

Gather your Cherries in dry Weather, when they are full ripe, pick them from the Stalks, and bruise them well with your Hands till they are all broken; then put them into a Hair Bag, and press them till you have as much Liquor from them as will run without breaking the Stones. To every Gallon of this Juice put one Pound of powder Sugar, and having stirr'd it well together, boil it and scum it as long as any Scum will rise; then set it in a cool place till it is quite cold, and put it into your Vessel, when it will presently begin to work. When the working is over, stop the Vessel close, and let it stand four Months; if it holds the quantity of twenty Gallons, or more or less, as the quantity happens to be, then bottle it off, putting a lump of loaf Sugar into each Bottle. It will keep two or three Years, if it be set in a cool place.

I have now done with the Wines that are to be made in this Month: I shall in the next place set down the method of keeping or preserving Fruits for Tarts all the Year about, as I had it from a very curious Person, in whose House I have seen it practised with extraordinary Success. The Fruits which are chiefly to be put up this Month, are Goosberries, Currants and Cherries.

To preserve Fruits for Tarts all the Year.

THE Goosberries must be full grown, but not ripe, they must be gather'd in dry Weather, and pick'd clean of their Stalks and Tops; then put them into quart Bottles, that are made on purpose, with large wide Necks, and cork them gently with new sound Corks, and put them into an Oven after the Bread is drawn, letting them stand there till they have shrunk about a fourth part; observing to change them now and then, because those which you set at the further part of the Oven will be soonest done. When you find them enough, according to the above Direction, take them out, and immediately beat the Corks in as tight as you can, and cut the Tops off

even with the Bottles, and pitch them over; you must then set your Bottles by, in a dry Place. I have tasted of Fruits done this way, that have made as good Tarts at the Year's end, as those that were fresh gather'd: The only difference between the preserving Goosberries and Currants, is, that the Currants must be full ripe when we put them into the Bottles, and so likewise the Cherries.

There is another way of putting up Fruits for this use, which is, by half preserving them with Sugar, *i. e.* half a Pound of Sugar to every Pound of Fruit. Apricots especially, when they are near ripe, make excellent Tarts, being split and pared from the Skin, and boiled in a Syrup, they will keep the Year round, as an ingenious Lady has told me. It is also to be remark'd, that ripe Goosberries make very fine Tarts.

The beginning of this Month, when the Goosberries are full grown, but not ripe, is the right Season for preserving of them in sweet-meat: The white Dutch Goosberry is the best for this use.

So likewise if you have plenty of *Kentish* Cherries, pick some of them from the Stalks, and lay the Cherries upon a fine Wire Sieve, and dry them in an Oven; when they are dried enough, and quite cold, put them in an Earthen glazed Jar, and stop them up close: These must be kept in a dry place.

Upon the foot of the above Receipt, for preserving of Fruits, I have a Notion that we may preserve green Pease, after the same manner, in Bottles, that I have mention'd for the preserving of Goosberries, Currants, &c. So that they will eat tender and well tasted at *Christmas*: It is well worth the tryal, seeing that a Bottle or two cannot be any great Expence, and that Pease are acceptable almost to every one. This I have perswaded some of my Acquaintance to try, but particularly a very curious Person in such matters, who tells me, that provided this method answers what we aim at, he supposes they will be the most agreeable, either to be boiled with Cream, or stew'd in Gravy, after the *French* manner, for it is a dispute with him, whether they will hold their green Colour; but, as I observ'd before, it may be try'd at an easy Expence.

The beginning of this Month is the time to pickle Walnuts, for then the Walnuts have not begun to shell, and moreover are not so bitter nor hollow as they will
be

be afterwards; they will now be full flesh'd, and you will have no loss. The following method I learnt from Mr. Foord, a Curious Gentleman of *Buckingham*, and has been experienced to be the best way. There is one thing indeed which must be regarded in this Pickle, which is, that every one does not love the Taste of Onion or Garlick; but that may be omitted as we please, only supplying the place with Ginger.

To Pickle Walnuts.

TH E Walnuts being fit for pickling, wash them, and put them into a Kettle to scald; then with a piece of Flannel rub off the outer Skin, and let them lie till they are quite cold, after which put them into a Vessel of Salt and Water for 24 Hours more; then shift them as before, and continue this Practice for fourteen Days, at the end of which time wipe them dry, and lay them in a glazed Earthen Pot, *Stratum super Stratum*, with Spice, whole Mustard-Seed, Horse Radish slic'd, and Garlick, or Eschalots: That is to say, make a Layer of Walnuts, and strew over it whole Pepper, Ginger slic'd, Horse-Radish, slic'd, some whole Mustard-Seed, and three or four Cloves of Garlick; or if Garlick be too strong, as many Cloves of Shalots. Then lay upon these another Layer of Walnuts, and upon them the Roots and Spices as before, and so continue till your Pot is full; then pour over the whole, as much boiling Vinegar as will cover them, and immediately cover the Pot close, and let it stand till the next Day, when we may again pour off the Vinegar from them, without disturbing them; and make it again boiling hot, pour it upon them, and stop them close, as before, to be set by for use. But these will not be fit for eating under three Weeks or a Month, and will be much better by keeping a few Months.

This Month is a proper time to make Syrup of Clove-Gillyflowers, and likewise to make Gillyflower Wine, which is a very rich Liquor, and may be made in the best manner, by the following Receipt from Mrs. B. B.

To

To make Gillyflower Wine.

TAKE nine Gallons of Water, and twenty four Pounds of Sugar, boil these on a gentle Fire till one Gallon is lost, or evaporated, taking off the Scum as it rises. Then having prepared a Bushel of Clove Gillyflowers, the red Flower Leaves only, pour the Liquor scalding hot upon them, and cover them close till the next Day, then pressing them with a Screw Press. When this is done, bake a piece of Bread hard, without scorching, before the Fire, and while it is warm spread some Ale Yeast upon it, and put it into the Liquor, in an open Tub, till it begins to work or ferment; the next Day after which, add two quarts of Sack, and one of *Rhenish* Wine, and barrel it for three Weeks or a Month; let it then be bottled, and kept in a cool Place.

In this Month such Carp and Tench are good as have not lately spawn'd; the dressing of them, and of Pikes, or Jacks. see in *March*. Perch are now very good, the large ones for stewing, as recommended for Carp, or boiled or fry'd, or else in the *Dutch* manner, call'd Water Soochy; which is to boil the Perches with Salt in the Water, and Parsley-Roots and Parsley-Leaves, to be brought to Table in the Water they are boiled in, and eaten with Bread and Butter. 'Tis an odd way to the *English*, but is much admir'd by many Gentlemen who have travell'd.

The Garden is now very rich in Eatables, as may be seen in my *Gardener's Kalendar* printed for Mr. Mears.

The Tragopogan, or Goatsbeard, is now, as well as in the former Month, fit for boiling, it is in much request in some of the Western parts of *England*, especially about *Bristol*, as I am inform'd, where the Country People call it Trangompoop, or Crangompoop, a corruption, as I suppose, from the true Name above written: This is eaten like Asparagus, and dress'd the same way, the part which is eaten is the blossomy Bud, a little before it would flower with about six Inches of the Stalk to it.

There are now Chickens, Pidgeons, Ducks and some young wild Ducks, and Rabbits, which may not only make great Variety at a Table, to be dress'd after the common plain way, but may also be made into elegant Dishes, after the several manners mention'd in this Work, if there is an occasion to entertain particular People of fine Taste.

The

The Ronceval and Mooretto Pease, and *Windsor* Beans, are also good Helps to a Table: I need say Nothing of their Dressing; but that I am of Opinion, that the *Windsor* Beans when they are blanch'd, that is, boiled long enough till we can take off their Skins, and then put into large-neck'd Bottles, and order'd as I have prescribed for the preserving of Pease; by this Means I suppose they may be preserv'd many Months: But we may defer this Experiment till the End of *September*, to be tryed upon the latter Crops.

Near the Sea we have Mackrel in the Height of Perfection, and Mullet, Turbut, Herrings, Scate, and Soles, as also Lobsters and Crabs; and in the Rivers, Salmon and Trout are still good, and some Cray-Fish.

'Tis now a proper Season to put up Rasberries, either in Sweetmeat, or to infuse in Brandy; but they must be gather'd dry. There are certain People who know how to mix these with *Port* Wine, and imitate the richest *Florence* Wine.

About *Midsummer* is a proper time to put up a Boar for Brawn against *Christmas*, or against the beginning of *December*, for then is the Season it sells best, and is chiefly in request, selling at that time for twelve Pence *per* Pound.

For this end we should chuse an old Boar, for the older he is, the more horny will the Brawn be: We must provide for this use a Frank, as the Farmers call it, which must be built very strong to keep the Boar in. The figure of the Frank should be somewhat like a Dog-Kennel, a little longer than the Boar, which we put up so close on the Sides that the Boar cannot turn about in it; the Back of this Frank must have a sliding Board, to open and shut at pleasure, for the conveniency of taking away the Dung, which should be done every Day. When all this is very secure, and made as directed, put up your Boar, and take care that he is so placed, as never to see or even hear any Hogs, for if he does, he will pine away, and lose more good Flesh in one Day than he gets in a Fortnight: He must then be fed with as many Pease as he will eat, and as much skim'd Milk, or flet Milk, as is necessary for him. This method must be used with him till he declines his Meat, or will eat very little of it, and then the Pease must be left off, and must be fed with Paste of Barley Meal, made into Balls as big as large Hen-Eggs, and still the Skim-Milk continued, till you find him decline that likewise, at which time he will be fit to kill for Brawn; the

the Directions for making of which. With the Pickle for it, see in the Month of *December*. During the time he is thus feeding, great care must be taken that he has always Meat before him, for neglect in this will spoil the whole Design.

This is the way of feeding a Boar for Brawn, but I cannot help thinking 'tis a little barbarous, and especially as the Creature is by some People put in so close a Pen, that, as I hear, it cannot lie down all the while 'tis feeding; and at last, considering the expence of Food, Brawn is but an insipid kind of Meat: However, as some are lovers of it, it is necessary to prescribe the method which should be used in the preparing it.

In this Month we have plenty of Artichokes, and it is a good Season to put them up for Winter Use, to be used simply, or to be put in Sauces, or in compound Dishes; they are easily dried or pickled, to be kept, and if they are not gather'd as soon as they are in their perfection, they will loose the goodness of their Hearts, or the Bottoms, as some call them. In a plentiful Year of them I have had a great number dried for Winter use, in the following Manner.

Concerning the gathering, and ordering Artichokes for drying.

IN the gathering of Artichokes, observe, that the Leaves of what is call'd the Artichoke be pointing inwards, and lie close at the Top, for then the Bottom will be large and full; but if you find many of the Leaves of the Artichoke spread from the Top, then the Choke, or bristly part is shot so much, that it has drawn out much of the Heart of the Artichoke, and as the Flower comes forward, the more that grows, the thinner will be the Bottom, which is the best part of it.

When you cut the Artichoke, cut it with a long Stalk, that when you use it you may clear it well of it's Strings, which will else spoil the goodness of the Bottom, wherein the Strings will remain; to do this, lay the Artichoke upon a Table, and hold it down hard with one Hand, while with the other Hand you pull the Stalk hard up and down, till it quits the Artichoke, and will then pull away the Strings along with it; this being done, lay the Artichokes

chokes in Water for an Hour, and then put them into a Kettle of cold Water to boil, till they are tender enough to separate the Leaves and Chokes from them. When this is done, lay the Hearts, or Bottoms upon a Cullender, or some other thing, to drain conveniently; then dry them upon a Wire Sieve, or Gridiron, in a gentle Oven, by degrees, till they are hard as Wood. These will keep good twelve Months if they are lain by in a dry Place.

When we want to use these for boiling, frying, or to accompany other Meats, we must put them into warm Water, often repeating it to them for eight and forty Hours; by which means they will come to themselves, and be as good when they come to be scalded as if they were fresh gather'd. But they may also be preserv'd after the following manner.

Second Way to preserve Artichokes.

HAVING chosen your Artichokes according to the above Directions, cut the Bottoms, with a sharp Knife, clear of their Leaves and their Choaks, flinging them immediately into cold Water, to prevent their turning black. When they have lain in the Water for seven or eight Minutes, wash them and drain them a little, and then fling them into Wheat or Barley Flower, so that they be all over cover'd with it; after which, lay them upon Wire-Sieves, or Pieces of Wicker-work to dry in an Oven gently, till they are quite dry and hard: These must be kept in a dry Place, and when they are to be used, steep them in Water four and twenty Hours, and boil them till they are tender, they will eat as well as if they were fresh cut.

The Artichoke may likewise be pickled in the following manner.

To preserve Artichoke by Pickling.

GATHER and prepare your Artichokes as before, and put them into cold Water to boil, with a moderate quantity of Salt; then take them off the Fire, and let the Water stand in the Kettle for a quarter of an hour, till the Salt is settled to the bottom; then Pour off your Water clear into an Earthen glazed Vessel where you de-

sign to put your Artichokes, and clearing them from the Leaves and Chokes, wash them well in two or three Waters, and put them in the Brine or Pickle they were boiled in, when both are quite cold; upon which pour as much Oil as will cover it half an Inch thick, or where Oil is wanting, melted Butter will serve: Be sure you put so much as will keep the Air from the Artichokes. Some will add Vinegar to the Water, but that is at pleasure; when this is done, cover the top of the Earthen Pot close with Paper, and lay a Board over it to keep it from any Air, or else cover the Pot with a wet Bladder, and tie it down close. They will keep good a Year, and when we want to use them, lay them to steep in cold Water to take out the Salt; you may shift the Water three or four times, they will be the better for it, and then use them in Pyes, or other compound Dishes.

In *Holland* I have often eat the small Suckers of Artichokes fry'd, which have made an agreeable Dish. The Receipt for preparing them is the following.

To fry small Suckers of Artichokes, or small Artichokes.

GATHER the young Heads of Artichokes, and boil them with Salt and Water till they are tender; these Artichokes should be no bigger than middling Apples; split them in four or six Parts each, flower them well, and fry them crisp in Hogs-lard, then eat them with Butter, Pepper, and a little Verjuice or Orange-Juice.

It is a common practice in *France* to eat the small Heads of Artichokes raw, with Vinegar, Pepper and Salt; the method is to pull off the single Leaves, and dip the fleshy part of the Leaves into it and eat that. They are agreeably bitter, and create an Appetite.

This Month Rasberries are ripe; and as they make a most pleasant Wine, I shall here give the Receipt for making it.

To

To make Raspberry Wine.

TO every Quart of the Juice of Raspberries, put a Pint of Water, and to every Quart of Liquor a Pound of fine Sugar; then set it on the Fire to boil half an hour, taking off the Scum as it rises: Then set it to cool, and when it is quite cold, put it in a Vessel, and let it stand ten Weeks or something more if the Weather prove cold; when it is settled, bottle it, and it will keep two Years. Altho' I have set down in this Month a good experienced way of making Goosberry Wine, which will keep twenty Years, and grow better by Age, yet I cannot pass by a Receipt which is highly commended for making Wine of Red Goosberries, which I had from an Acquaintance who frequently makes it,

To make Red Goosberry Wine.

WHen the Red Goosberries are well colour'd and not over-ripe, but grateful to the Taste, gather them in a dry Day; take a Peck of these, and slit them a little more than half thro' the middle, putting them into a large glazed Earthen Pan, with eight Pounds of fine powder'd Sugar strew'd over them; then boil four Gallons of Cyder, and pour it boiling hot upon the Sugar and Goosberries: This must stand eight or ten Days, stirring it once each Day, and at length strain it thro' a Flannel in a Press, and put the Liquor into the Vessel with a warm Toast of Wheat-bread, spread on both sides with Ale-Yeast; it must stand two or three Months till it is fine, and then bottle it. This is a very strong Wine, and of a bright red Colour.

L a

J U L Y.



J U L Y.

THIS Month is the principal Season for pickling of Cucumbers, for that Fruit is now in the greatest Perfection, as well for pickling them in imitation of Mango's, or as Girkins. They are now to be had in great plenty, and are free from Spots.

*The following is an extraordinary
Receipt for pickling of Cucumbers
to imitate Mango's.*

GAther large Cucumbers of as green as Colour as may be, wash them well in common Water, and then either cut off their Tops, and scoop out all the seedy part, or else cut a Slice out of the Side of each of them, and scrape out the Seedy part with a small Spoon, taking care not to mismatch the Slices or Tops of the Cucumbers, that they may tie up the better when we come to fill them with Spices, &c. When we have thus prepared enough to fill the Jar or Earthen Vessel which we design for them, peel some Garlick or Shalots, which you like best, and put either two Cloves of Shalot into each Cucumber, or one middling Clove of Garlick; and also into every one put a thin slice or two of Horfe-radish, a slice of Ginger, and, according to custom, a Tea Spoonful of whole Mustard seed; but, in my opinion that may be left out. Then putting on the tops of the Cucumbers, or the Slices that were cut out of them, tie them close with strong Thread, and place them in your Jar. Then prepare your Pickle of Vinegar, which we suppose to be about five Quarts to two dozen of large Cucumbers, to which put a pound of Bay Salt, half an Ounce

Ounce of whole Pepper, about an Ounce of Ginger sliced, and a large Root of Horfe-Radish sliced; boil these in a Brass Sauce-pan for above fifteen Minutes, taking off the Scum as it rises, and then pour it upon your Cucumbers, and cover the top of the Vessel with a coarse Linnen Cloath four or five times double, and set the Vessel near the Fire to keep warm; the day following you will find them changed to a yellow Colour, but that will alter in a day or two to be much greener than they were at first, if you use the following Method: Pour all your Pickle into a brass Skellet, and add to it a piece of Allum as big as a Walnut, and set it over the Fire till it boils, then pour it on your Cucumbers as before, and repeat the same every day till the Cucumbers are of the Greenness you desire. When you have pour'd on your Pickle for the last time, the Jar must be cover'd as before, but remain without Corking till it is quite cold, then stop it close and set it by, in a dry place. The Corks for the stopping of these Jars should be cover'd with soft glove-leather, for the naked Corks will make the Pickles musty. See the Mango's made of green Melons in the Month of September.

To preserve Green Cucumbers for slicing in the Winter, by Mr. Foord of Buckingham.

GAther Cucumbers half grown, that is, before they incline to be seedy, put them in Salt and Water for five or six days, shifting it every day; then wipe them dry, and put them in Vinegar with a little Allum to green over the fire; then take out the Cucumbers, and boil the Pickle to pour hot upon them, covering the Mouth of the Jar with a coarse Cloth four or five times doubled, and let the Jar stand near the fire. When this Pickle is quite cold, stop the Jar close with a leather'd Cork, as mention'd in the foregoing Receipt for Mango Cucumbers. These Cucumbers may be used in the Winter to be pared and sliced like those gather'd fresh from the Garden; you may cut an Onion with them, and eat them with Pepper, Vinegar and Oil.

To Pickle Cucumbers, from Mr. Foord of Buckingham.

GAther the smallest Cucumbers you can find, for it is the smallest Size which is most commonly brought to Table among People of the first Rank; tho' a Cucumber of two Inches long will do very well, or even one of three Inches. These must be put in Salt and Water, to be shifted every Day till they change to a yellow Colour: Wipe them dry, and prepare Pickle of Vinegar, a piece of Allum as big as a Walnut to a Gallon, or in proportion, Ginger sliced. Mace, whole Pepper, a few Bay-leaves, and some Dill-Seed, which will do better than the Herb it self. Tye the Seeds in a piece of Muslin, that when the Pickle by boiling is strong enough of the Dill, you may take it out. This Pickle, when it is of a right Flavour, must be pour'd boiling hot upon the Cucumbers, which must be laid in a Stone Jar or Gallypot proper for them, and then cover'd with a coarse Linnen Cloth folded in several Doubles, and let them stand near the Fire: Repeat the boiling of the Pickle every Day, pouring it hot upon the Cucumbers, and covering them as before. till they become of the green Colour you Desire. When they are quite cold, stop them close with a leather'd Cork, as directed in the former Receipt, if you use a Jar, or else if you make use of a Gallypot, tie them down with Leather or a wet Bladder. It is to be understood, that Allum and boiling Vinegar will strike a green Colour to any unripe Fruit; but care must be taken that too much Allum be not used, lest the stomach be offended by it. It is a custom in some Places to pickle the green Pods of *Capficum Indicum* with their Cucumbers, which will contribute to make them much hotter or warmer to the Stomach, and promote Digestion in cold Constitutions. But the *Capficums* should be boiled in Water gently, and wiped dry, before you put them among the Cucumbers, where they must be placed before the Pickle is poured upon them.

Kidney-Beans are pickled the same way as the Cucumbers, only leaving out the Dill; and the Dill also may be left out of the Cucumber-Pickle, if it is not agreeable to the Palate; and so likewise in other Pickles, Garlick or Onions, or any particular Spice may be left out which is disagree-

disagreeable, for it is not the business here to pin down the Palate of any one to a certain Relish that I may like my self, but to put it in the Power of every one to preserve or order such things as a Farm or Garden affords, so that they may be pleased with them. The Receipts which I have here given, are what I have generally found to be the most approved. We have some who pickle the green Fruit of the Passion-Tree, the Berougella, and Fig; but for my part I can find nothing to recommend them, but the relish of the Pickle, neither are they by any means wholesome.

The Flowers of the *Nasturtium Indicum* make an excellent Sallad in this Month, and the Seeds of the Plant, while they are green, may be pickled to our Satisfaction: The Receipt for pickling them is as follows.

To pickle Nasturtium Seeds.

Gather the Seeds when they are full grown and green, in a dry Day, and lay them in Salt and Water for two or three Days; then boil Vinegar, with some Mace, Ginger sliced, and a few Bay Leaves, for fifteen Minutes, and pour it boiling hot upon them, covering them with a Cloth, as prescribed in this Month for the other Pickles, and repeat the boiling of the Pickle, and scalding them with it for three Days successively; and when the last is poured on, let it be cold before you crock it up. The folded Cloth which should be put over the mouth of the Jar, will suffer some of the Steam of the Pickle to pass thro' it, and by that means the Pickles will not turn mouldy, so soon as they might otherwise do, and besides will be much greener than if they were to be close stopped. All these Pickles should be kept in a dry Place, and look'd into every Month, lest by chance they turn mouldy; which if you find they incline to, boil the Pickle afresh, and pour it on them as before.

There is now the Skerret fit to be eaten; it is a very nourishing and pleasant Root, and is prepared in the following Manner for the Table: The Culture of it is set at large in my new *Improvements of Planting and Gardening*, printed for Mr. Mears, near Temple-Bar.

THE Skerret, tho' it is none of the largest Roots, yet is certainly one of the best Products of the Garden, if it be rightly dress'd; the way of doing which, is to wash

wash the Roots very well, and boil them till they are tender, which need not be very long. Then the Skin off the Roots must be taken off, and a Sauce of melted Butter and Sack pour'd over them. In this manner are they served at the Table, and eaten with the Juice of Orange, and some likewise use Sugar with them, but the Root is very sweet of it self.

Some after the Root is boil'd, and the Skin is taken off, fry them, and use the Sauce as above: So likewise the Roots of Salsifie and Scorzoner are to be prepared for the Table.

The Apple call'd the Codlin is in good perfection for scalding, the manner of doing which, that they may be brought to Table, of a fine green Colour, is as follows.

Gather your Codlins half grown, and without Spots; for if they are spotted, they are commonly Worm-eaten; scald them in Water till the Skin will come off easily, then put them again into cold Water, and a small piece of Allum to green in a Brass Pan over the Fire; which they will soon do if they are kept close cover'd.

The following Receipt is sent me by a curious Person for pickling of Codlins, in imitation of Mangos

Gather Codlins green and near full grown, blanch them, that is, scald them in soft Water till the Skin will peel off, then prepare your Pickle of Vinegar and Bay Salt; about a large Spoonful of Salt to a Quart of Vinegar; three or four Cloves of Garlick, a quarter of an Ounce of Ginger sliced, and as much whole Pepper; boil this in a Brass Pan, with a piece of Allum as big as a Horse-bean, for half a quarter of an Hour, and pour it hot upon your Codlins, covering the Mouth of the Jar with a Cloath, and let it stand by the Fire side; boil the Pickle again the Day following, and apply it as before, and repeat the same till your Codlins are as green as you desire, and when they are quite cold, cork them close, and set them by in a dry Place. There is one thing must however be observed in all these Picklings, which is, that if the Pickles do not come to their fine green Colour presently; by boiling often of the Pickle at first, yet by standing three or four Weeks, and then boiling the Pickle afresh, they will come to a good Colour; and then your Pickles will eat the firmer and keep the longer, when they are not too soon brought to Colour.

In this Month we have the Morello and Black Cherry ripe, which both are pleasant in Brandy; to those who would have Drams by them, the way of making black Cherry brandy, is only to pick the Cherries from the Stalks, and put them whole into the Brandy, about a Pound of Cherries to a Quart; this may remain for about a Month before it is fit to drink, and then the Brandy may be pour'd from the Cherries, and the Cherries put then into a Vessel of Ale will make it extremely strong, only about the proportion of a Pound of Cherries to a Gallon of Ale; but some will put fresh Brandy to them, and the Cherries will turn the Brandy of a deep Colour, and give it a strong taste of Ratafia; others will distil these Cherries in a cold Still. with as much Water as will cover them, and draw a fine Cordial from them.

To make Visney.

THIS Visney is made of pure Brandy, and as many Morello Cherries as will fill the Bottles or Casks; with one Ounce of Loaf-Sugar to each full Quart; these Vessels or Bottles must be gently stopp'd, when the Cherries are put in, and stand in a cool Cellar for two Months before the Liquor is poured from them, and then the Liquor may be put in small Bottles for use: It is not very strong, but very pleasant. The Cherries, when they are taken out, may be distill'd, and will yield a fine Spirit.

In some Places, where there are Laurels grow wild, without cutting or pruning, I mean, the *Lauro-Cerasus*, as we find in many old Gardens. that Plant is apt to bear Berries, which in reality are Cherries, from whence it has its Name; these Berries, or Cherries, are ripe about this time, and make a fine Cordial, if we infuse them in Brandy for two or three Months, with a little Sugar; this will have a Flavour of Apricot Kernels, and be of a rich red Colour. While I am speaking of this, I cannot help taking Notice of a particular Dram which I tasted at a curious Gentleman's House at Putney in Surrey, *W. Curtis Esq;* which he made by infusing of the Cornelian Cherry in Brandy; that Gentleman is the only one who I think has yet tryed it, and to my Palate it seems to be so like *Tockay* Wine, that it must be a very good judge who can discover the difference. I have drank that Wine in Perfection, and this preparation has both the Colour, Taste, and

Proportion of strength equal to it; for the great strength of the Brandy is lost in the Cornelian Cherry, and tho' the Cornelian Cherry is of a bright red Colour, yet this Liquor is of the Colour of *Tockay* Wine.

Those who live near *London*, may, about this Season, buy Geese out of the Flocks, which are now drove up to that City, at about five and twenty, or thirty Shillings a score; and till the Season we are to turn them into the Stubble, we may feed them chiefly with the Offals of the Garden, Lettuce especially, which will fatten them, if you have enough: But as for their particular Food for fattening, I shall speak of that in another Place.

About this Season Apricots are ripe, and where there are plenty of them, we may make a pleasant Wine with them. The following Receipt is a very good one.

*To make Apricot Wine. From Mrs.
J. L.*

TO every Quart of water put a Pound and half of Apricots, that are not over-ripe, let them be wiped clean, and cut in Pieces; boil these till the Liquor is strong of the Apricot Flavour; then strain the Liquor thro' a Sieve, and put to every Quart four or five Ounces of white Sugar, boil it again, and scum it as it rises, and when the Scum rises no more, pour it into an Earthen Pot, the Day following bottle it, putting into every Bottle a lump of Loaf-Sugar, as big as a Nutmeg. This will presently be fit for drinking, is a very pleasant Liquor; but will not keep long.



AUGUST.

IN this Month there are many Delicacies about a Country Seat; all kinds of Pond-Fish are good, there is plenty of Poultry of all kinds both wild and tame, except the Water-Fowl, which should yet remain untouched. Turkey Poults, Pheasant Poults, Partidges, and
some

some sort of Pigeons, are good ; but for the most part the Dove-cote Pigeons are distemper'd, and are now full of Knots in their Skins, and unwholesome. The Eggs of Fowls likewise at this Season, as well as in the former Month, are unhealthful. Towards the end, Pork comes again in Season, and young Pigs also are pretty plentiful ; 'tis a good time likewise to save young Pigs to grow up, for now you may turn them with their Dams into the Stubbles, and soon after into the Woods. About the end of this Months, you have Rabbits full grown in common Warrens, and young wild Ducks ; and those who live near the Sea, have plenty of Oysters, and in great Perfection, much better, in my Opinion, than in the Winter. Hares are also now good, and Buck Venison is still good. Turnips, Carrots, Cabbages, Caulyflowers, Artichokes, Melons, Cucumbers, and such like, are in prime ; Sallary and Endive, *Nasturtium Indicum* Flowers, Cabbage Lettice, and blanch'd sweet Fennel is now good for Sallads. Peas and Beans, and Kidney-beans, are likewise to be met with, so that a Country Gentleman and Farmer may have every thing at home, and set out a Table fit for a Prince, without being beholden to the Markets ; and the great variety of Fruits which this Season produces, renders it still more delightful and profitable.

Now Elder-berries are ripe and fit for making of Wine, as well the white as the red sort ; these are both very good if they are rightly managed. The following Drinks very much like the *French Wine* call'd *Hermitage*, and is full as strong.

To make red Elder Wine.

TAKE twenty Pounds of *Malaga* Raisins pick'd and rubb'd clean, but not wash'd ; shred them small, and steep them in five Gallons of Spring Water, putting the Water cold to them, and stirring them every Day ; then pass the Liquor thro' a Hair Sieve, pressing the Raisins with your Hands, and have in readiness six Pints of the Juice of Elder-Berries that have been first pick'd from the Stalks, and then drawn by boiling the Berries in a glaz'd Earthen Pot, set in a Pan of Water over the Fire. Put this Juice cold into the Liquor, stirring it well together, and then running it in a Vessel that will just hold it, and let it stand six Weeks or two Months in a warm place ; then

bottle it, and it will keep a Year if the Bottles are well stopp'd. Note, that the Elder-Berries must be full ripe, and gather'd in a dry Day; and when you have tun'd your Wine, let the place where you set it be warm and dry, where no external Air is admitted, that it may ferment or work duly, for that is a material Point. If it be otherwise disposed, so that it stands in a Place which is subject to Heats and Cold, the Ferment will stop upon Cold, or be too violent upon Heats; but in cold Weather put some Straw about it. See more of the working of Liquors in *March*, in the Article of Brewing, and likewise take care that your Bottles are dry when you bottle your Wine, and that you have good Corks; take care likewise that your Wine be clear before you bottle it, or it will be good for nothing. If this Wine be rightly managed according to the above Directions, it will be fit for drinking after it has been bottled a Month.

In the making of white Elder-Wine, there is no difference if you make it with Raisins; but it is much the best, in my Opinion, if you make it with Sugar after the following Manner: Only it is to be consider'd, that white Elder-Berries are yet very scarce, and there must be more of them used in the Sugar Wine than in the Raisin Wine.

To make white Elder-Wine, or red Elder-Wine, with Sugar.

Gather the Elder-Berries ripe and dry, pick them, bruise them with your Hands, and strain them; then set the Liquor by in glaz'd Earthen Vessels for twelve Hours to settle, then put to every Pint of Juice a Pint and half of Water, and to every Gallon of this Liquor put three Pounds of *Lisbon* Sugar: Set this in a Kettle over the Fire, and when it is ready to boil clarify it with the Whites of four or five Eggs; let it boil an Hour, and when it is almost cold, work it with some strong Ale-Yeast, and then tun it, filling up the Vessel from time to time with the same Liquor saved on Purpose, as it sinks by Working. In a Month's time, if the Vessel holds about eight Gallons, it will be fine and fit to bottle, and after bottling, will be fit to drink in two Months: But remember, that all Liquors must be fine before they are bottled, or else they will grow sharp and ferment in the Bottles, and never be good for any thing.

N. B. Add to every Gallon of this Liquor a Pint of strong Mountain Wine, but not such as has the Borachio or Hogskin flavour. This Wine will be very strong and pleasant, and will keep several Years.

We must prepare our red Elder-Wine in the same manner that we make with Sugar, and if our Vessel hold about eight or ten Gallons, it will be fit for bottling in about a Month; but if the Vessel be larger, it must stand longer in proportion three or four Months at least for a Hoghead.

This Month Barberries are ripe and fit for pickling; they make a pretty Garnish, and are prepared as follows.

To pickle Barberries, or Pipperages, as call'd in some Places.

Gather your Barberries in dry Weather, and lay them in their Bunches into an Earthen glazed Pot, then boil a quantity of Water made strong with Salt, scumming it as it rises, and let it stand to be quite cold; then pour it upon the Barberries, so as to cover them an Inch, and cover it close. Some use half Vinegar and half Water for this Pickle, but it is at every one's Pleasure, I think none is as good as the other.

Partridges are now in Season, and are prepared after several Manners; some of the Principal are the following,

*Boil'd Partridges with stew'd Sallery,
from Lady W-----.*

THE Partridges being clean'd and trussed, boil them tender, and make the following Sauce for them. Take half a score large Sallery Plants that are well whiten'd or blanched, boil them first in Water and Salt, and then stew them tender with Gravey, Salt, some Pepper, and a Spoonful or two of white Wine; and when they are enough, thicken and brown the Sauce they are stew'd in with burnt Butter, lay your Sallery at the bottom of the Dish, and your Partridges upon that, then pour your Sauce over all, and garnish with Lemmon or Orange slic'd. This is the method of stewing Sallery, which is an agreeable Plate of itself.

From

From the same Lady I had the following Directions for roasted Partridges : Partridges which are designed for roasting may be larded with fine Bacon-Fat on the Breast, or roasted without larding ; but in a Dish of these Fowls, there should be some of one and some of the other. The Sauce for them should be of two sorts, one of Gravey in the Dish with them, and the other of Bread in Saucers on the sides of the Dish. The Gravey is made of Beef, an Onion, a Bunch of sweet Herbs, some Salt and Pepper, stew'd half an Hour together, in a little more Water than will cover them, then strain off the Liquor into the Dish.

The Pap-Sauce, is made of grated Crumb of Bread, boiled with as much Water as will cover it, a little Butter, an Onion, and some whole Pepper ; this must be kept stirring often, and when it is very thick, withdraw the Onion, and serve it in a Saucer with your Partridges. These Sauces may likewise be served with Pheasants, or Quails. These may also be stew'd, farced, baked, or put in Soups, or used in Fricassees. Thus far the Lady.

Hares begin now to be in Season, and are well dress'd by the following Receipt, which I purchased a few Years ago, at a noted Tavern in London.

A Hare and its Sauces.

IF you kill a Hare by Coursing, you may keep it if the Weather be cool three Days before you roast it ; but if it has been run hard by the Hounds, then it will not keep so long. When the Skin is taken off, it is the fashion to leave the Ears on, but that is at Pleasure ; then truss it for Roasting, and take the Liver and boil it, and mince it very small ; add to this grated Bread, a little All-Spice, but fine, some butter'd Eggs, a little dry'd sweet Marjoram, with a seasoning of Pepper and Salt at discretion, and some Parsley shred small : Mix this well together, and add the Yolk of an Egg to it to bind it ; then fill the Body of the Hare moderately with this Farce, and sew up the Belly. When the Hare is first laid down to the Fire, put about three Pints of Water with an Onion, some Salt and whole Pepper, in the Dripping-pan, and baste the Hare with this till it is near roasted enough, and baste it with a piece of fat burning Bacon, or in the place of that, common Butter ; but the Bacon is best, if the Person knows how to use it. When it is enough, pour
the

the following Sauce into the Dish with it: Take the Liquor, with the Onion and Pepper in the Dripping-pan, out before you baste the Hare with Butter or Bacon, and boil it with a glass of Claret; it will be very rich when it comes to be mixt with the Farce out of the Belly of the Hare, and is little trouble. You may thicken this with a little Butter and Flower, if you please.

The following is also a very good one: Take a Pound of lean Beef, boil it in about three Pints of Water with an Onion, a Bunch of sweet Herbs, some All-spice, Pepper and Salt, till the Beef is boil'd half enough; then cut the Beef in several Places to let out the Gravey, and continue to boil all those till the Liquor has lost a third Part; then add a little Claret to it, and strain the Liquor through a Sieve, pouring the Gravey hot into the Dish before you put the Hare in it; and when you lay in the Hare, cut away the part that was sew'd up, or take away the Thread that sew'd it. Some chuse to skewer up the Belly of the Hare, rather than sew it. You may serve this with Lemmon sliced, and in a Plate by it have the following Sauce.

Sweet Venison Sauce.

TAKE half a Pint of Claret, a little Stick of Cinnamon, and boil them together till the Flavour of the Cinnamon is in the Claret; then sweeten it to your Mind with double-refined Loaf-Sugar. Or else,

Grate some Crumb of Bread, and put to it as much Claret as will make it like thin Pap; add to this a small piece of Cinnamon, and boil it well, then sweeten it with double-refined Loaf-Sugar grated small. These are the sweet Sauces used for Hare, and all other Venison.

To dress a Hare with white or brown Sauce. From the late curious Mr. Harrison of Henley upon Thames.

CUT your Hare in four or eight Pieces, and slit the Head; fry it a little in Hog's Lard, and then put it to stew in an Earthen glazed Vessel, with Gravey, half a Pint

Pint of White-wine, Pepper, Nutmeg, Salt, a bunch of sweet Herbs, and a slice or two of Lemmon-peel; keep this close covered, and stew it gently till 'tis tender, then strain off the Sauce, and brown it with fry'd Flower, or burnt Butter: Pour the Sauce hot over the Hare, and serve it with a Garnish of Lemmon in Slices; but if you would have your Sauce of a brighter Colour, instead of the burnt Butter, or fry'd Flower, thicken it with the Yolks of three or four Eggs. This is an excellent way of dressing a Hare, and more generally admired than any other.

This being the Season for taking Honey, I shall here set down the Method of making of Mead, after two Ways, which are both extraordinary.

To make Mead, from Lady G.

TAKE eight Gallons of Water, and as much Honey as will make it bear an Egg; add to this the Rine of six Lemmons, and boil it well, scumming it carefully as it rises. When 'tis off the Fire, put to it the Juice of the six Lemmons, and pour it into a clean Tub, or open earthen Vessel, if you have one large enough, to work three Days; then scum it well, and pour off the clear into the Cask, and let it stand open till it has done making a hissing Noise; after which, stop it up close, and in three Months time it will be fine, and fit for bottling.

To make Hydromell, or Mead.

TAKE eight Gallons of Water, and as much Honey as will make the Water bear an Egg; put to this a quarter of a Pound of Cloves tied in three or four pieces of Muslin or Linnen Cloth, and set it to boil till the Scum has done rising, scumming it as it rises; then take it off the Fire, and take out the Cloves, which may be wash'd and dry'd for other Uses, and pour your Mead into an open Tub to ferment for about three Days, till the Violence of the Working is over; after which, scum it very well, and pour the clear into a Vessel, leaving the Bung open till it has done hissing, which you may know by holding your Ear close to it for at a distance you can hardly discover it. When this hissing is over, stop it close.

close, and let it stand three Months till it is fine, before you bottle it; remember in bottling this, as well as all other Liquors, that the Bottles must be clean, and perfectly dry, and that every Bottle be well cork'd. This will keep good several Years.

Besides this way of making Mead, there is another which I have approved to be very good, which, in all particulars, except the Water, is the same with this; and instead of the Water, put the like Quantity of small Ale-Wort, brew'd with pale Malt: But this will require less Honey than the former, and will require more time in the Vessel before it is fine and fit to bottle; but it will last many Years good and will drink like *Cyprus Wine* when it is a Year old. In this Liquor take particular care that your Cloves are fresh and sound, or else you must add a Quantity in proportion.

N. B. We may make these Meads in the Spring of the Year, as well as at this Season; only the advantage of making it now, is, that you have an opportunity of washing the Honey-Combs after the Honey is run off, and thereby will save Expence in Honey.

The Potatoe now begins to be gather'd, and is a very useful Root, being either boil'd or roasted in hot Embers; and after it is boiled, to be broiled, or after boiling it tender, and beaten in a Mortar, it is used to thicken Sauces, and for making of rich Puddings, as I am inform'd by a Skilful Person in this way.

The Roots of red Beets now begin to come in season, and are very good boiled, and sliced, to be put in a Pickle of Vinegar only: Thus you may keep them to garnish Sallads of small Herbs, and in some Intervails put Horse-Radish scraped. These Roots will hold all the Winter. The Root of the red Beet makes an excellent Dish, prepared after the following manner, which I got abroad.

To fry the Roots of Red Beets.

WASH your Beet-Roots, and lay them in an earthen glazed Pan, bake them in an Oven, and then peel the Skin off them: After this is done, slit them from the Top to the Tail, and cut them in the shape of the Fish call'd a Sole, about the thickness of the third part of an Inch; dip these in a thick Batter, made of White-Wine, fine Flower, sweet Cream, the Whites and Yolks of Eggs,
N rather

rather more Yolks than Whites, some Pepper, Salt, and Cloves beaten fine, all well mix'd; as you dip every piece of Beet-Root in this Batter, strew them over thick with fine Flower mix'd with grated Bread, and Parsley shred small, and then fry them in Lard: When they are enough, let them dry, and serve them with a Garnish of Lemmon. These likewise may be put about stew'd Carps, Tench, or roasted Jacks, by way of Garnish, with scraped Horse-Radish, and pickled Barberries.

In the Heats of this Month, the following Jelly is used by a curious Gentleman abroad, who gave me the Receipt of it, under the Name of *The Jelly of Health*: It is of great use to weak People, and extremely pleasant.

To make the Jelly of Health.

TAKE some Calves Feet, according to the Jelly you design to make, and also get a Cock of the common Poultry kind; wash these well and put them in a Kettle to boil, with a proportionable Quantity of Water, particularly taking off the Scum as it rises. When these Meats are boiled almost to pieces, it is a sign that your Jelly is boiled enough; but take care that it is not too stiff, which you may try by taking a little out with a Spoon, and then setting it to cool. Then pour the Liquor thro' a Sieve into a Stew-pan and take off all the Fat; after which, put to the Liquor a proportionable Quantity of double-refined Loaf-Sugar, a small Stick or two of Cinnamon, three or four Cloves, and the Rines of two or three Lemmons: Boil all these together gently for about a quarter of an hour, till it is well tasted, and then beat up the Whites of four or five Eggs, with the Juice of the six Lemmons, and pour them into the Jelly, stirring the whole a little time over the Fire; then let this Mixture stand still upon the Fire till it rises ready to boil over; at which time you must take it off and pour it into the Jelly-Bag, and as it runs thro' into a Pan set to receive it, pour it again into the Jelly-Bag for three or four times till it comes clear, and then let it drop into Jelly-Glasses. Sometimes the above Gentleman told me, he has put a little White-Wine into the Liquor while the Meats were boiling in it, which he thinks helps it.



S E P T E M B E R.

AS this Month produces great numbers of Mushrooms in the Fields, it is now chiefly that we ought to provide our selves with them for making of Ketchup, and Mushroom Gravey: And it is also a proper Season for pickling them. Indeed, where we have Mushroom-Beds, we may do these Works at any time of the Year. It is to be remark'd, that the best Mushrooms have their Gills of a Flesh Colour, even while the Mushrooms are in button; and as they tend to spread in their Head, or to open their Cap, the Gills turn redder, till at length, when their Heads are fully spread open, they will become quite black. These large-flap Mushrooms are still good for stewing or broiling, so long as they have no Worms in them, and the Gills are then in the best state for making Ketchup, or Mushroom Gravey; altho' the red Gills will do, but the smaller Buttons are what most People covet for Pickling.

In the gathering of Mushrooms we are sure to meet with some of all sizes; the very small for pickling, the large Buttons for stewing or making Mushroom-Loaves, and Mushroom-Gravey, and the large Flaps for broiling or making of Ragous, or stewing, and Ketchup: Therefore to follow the common way, we should make two or three Parcels of them.

The cleaning of Mushrooms, or preparing them for any of the above Uses, will afford us nothing but what is useful; the Parings should be saved by themselves to be wash'd towards the making of what is called Mushroom-Gravey; the Gills must be saved by themselves for making either Ketchup, or Mushroom-Gravey; and the Parts towards the Roots, and the Roots themselves, must be kept to dry in the Sun, or a warm Room, to raise Mushrooms from, especially if they are of a large good sort that has red Gills, for those which have white Gills, prove oftentimes unwholesome, and are apt to turn yellow when they

are cut and put in Water: However, some People eat of this sort, and I have eaten of such a sort my self; but as there are some with white Gills that are deadly, it is dangerous for unskilful Persons to meddle with any of that sort: And therefore I thought it convenient when I was in *France*, to learn the Method of raising them in Beds, that we might be sure of our sort, and have them all the Year about: The Method of doing which, is in my *Appendix* to my *New Improvements of Planting and Gardening*, printed for Mr. *Mears*, at *Temple-Bar*.

The following Receipts for making of Mushroom-Ketchup, and Mushroom-Gravey, I had from a Gentleman named *Garneau*, whom I met at *Brussels*, and by Experience find them to be very good.

To make Mushroom Ketchup.

TAKE the Gills of large Mushrooms, such as are spread quite open, put them into a Skellet of Bell-Metal, or a Vessel of Earthen-Ware glazed, and set them over a gentle Fire till they begin to change into Water; and then frequently stirring them till there is as much Liquor come out of them as can be expected, pressing them often with a Spoon against the side of the Vessel; then strain off the Liquor, and put to every Quart of it about eighty Cloves, if they are fresh and good, or half as many more, if they are dry, or have been kept a long time, and about a Drachm of Mace; add to this about a Pint of strong red *Port* Wine that has not been adulterated, and boil them all together till you judge that every Quart has lost about a fourth Part or half a Pint; then pass it thro' a Sieve, and let it stand to cool, and when it is quite cold, bottle it up in dry Bottles of Pints or Half-pints, and cork them close, for it is the surest way to keep these kind of Liquors in such small quantities as may be used quickly, when they come to be exposed to the Air for fear of growing mouldy; but I have had a Bottle of this sort of Ketchup, that has been open'd and set by for above a Year, that has not received the least Damage; and some Acquaintance of mine have made of the same sort, and have kept it in Quart-Bottles to use as occasion required, and have kept it good much longer than I have done. A little of it is very rich in any Sauce, and especially when Gravey is wanting: Therefore it may be of service to Travellers,
who

who too frequently meet with good Fish, and other Meats, in *Britain*, as well as in several other parts of *Europe*, that are spoiled in the dressing; but it must be considered, that there is no Salt in this, so that whenever it is used Salt Anchovies or other such like relishing things may be used with it, if they are agreeable to the Palate, and so likewise with the Mushroom Gravey in the following Receipt.

Of Mushroom Gravey.

WHEN you clean your Mushrooms, save the Parings, and wash them well from the Dirt, and then put to them the Gills that have been scraped from the large Buttons, and with a verry little Water put them in a Sauce-pan, and stir them frequently till you have got all the Juice from them; then strain the Liquor from them, and set it by to cool, or else till you have stew'd the Mushrooms that they were taken from, and then add the Liquor of the stew'd Mushrooms to the aforesaid Liquor, and boil them both together, with about 80 Cloves, about a Drachm of Mace, and two Drachms of whole Pepper to each Quart of Liquor, which will be fit to take off the Fire when it has lost about a third part by boiling; then pass it thro' a dry Sieve, into a dry earthen Pan, and let it stand till it be quite cold before you bottle it, observing then that the Bottles be very dry, for if they happen to be wet, it will soon turn mouldy. When the Bottles are fill'd, cork them well with sound new Corks, and tye a piece of Bladder, that has been softened in warm Water, over every Cork as tight as possible, and set the Bottles in a dry Place; with this management it will keep a long time.

What I learn'd else from the above mention'd Gentleman, concerning the preparing of Mushrooms for eating, was, that they should be always used when they are fresh gather'd, and then only such as are without Worms, which may be easily perceived by cutting their Stems cross-wise; and also that as soon as the Peel is pared off, and the Gills, let the large Mushrooms be cut into pieces, of the bigness of Nutmegs, and thrown into Water, as well as the Stems at the Caps, for they are both good; then wash them well, and stew them in a Sauce-pan, without putting any Liquor to them, or Spice, or Salt, till they

have discharged a great deal of their own Liquor, and begin to grow tender; you will then find them shrink into a very narrow compass, and must have the greatest part of the Liquor poured from them, with which you may make the Mushroom-Gravey abovemention'd. The Mushrooms being thus prepared, put to them a Seasoning of Pepper, Salt, Mace, and such other Ingredients as will not rob the Mushrooms too much of their own natural Flavour, and stir them frequently till they are enough; then put a little White-Wine and Butter to them, and they will make an excellent good Dish: Or else they may be made brown with some burned Butter, or be made into a Ragout. As for the broiling of the Caps of the large Mushrooms, the same Person's Receipt directs to rub the Caps with Butter on both sides, and strew Pepper and Salt on them, and broil them till they are quite hot through, turning them two or three times on the Fire, they will make their own Sauce when they come to be cut. Another way which he directs, is to make a pretty thick Batter of Flower, Water, or Milk and Eggs beaten together with some Salt and Pepper to dip them in, and then fry them like Tripe; and for their Sauce, he recommends Butter, a little White-wine, and some of the Mushroom-Gravey, to be well mix'd together.

Some of my Acquaintance, who have try'd these Directions, approve of them; and, for my own part, I think them as agreeable as any that I have eaten; but as the Taste is not alike in every one, I shall add an Observation or two more of Monsieur *Garneau's*, concerning the Mushroom, which I think not unworthy our notice. The Mushroom, says that Gentleman, is not only a good Ground-work for all high Sauces, but itself a good Meat to be dress'd after any manner, either to compose a white or brown Fricassee, or fry'd or broil'd, or baked in Pyes with common Seasoning, and stands in the room of Flesh better than any thing that has yet been found out.

This Month is likewise a good time, if it is not over-wet, to gather Mushrooms for drying; but they should chiefly be such as are newly open'd in their Caps, before the Gills turn black. For this end, take off the Gills very clean, and wipe the Caps with wet Flannel, and as soon as they are a little dry, run a String through them, and hang them at some distance from the Fire, turning them now and then till they are dry enough to be reduced to Powder;

Powder; when they are thus dry'd, keep them in dry Bottles with wide Necks, close stopp'd, till you have occasion to use them in Sauces. Keep this in a dry place. Some dry them in Ovens after the Bread is drawn, but an Oven in it's full heat will be too strong for them.

To pickle Mushrooms White.

Take a Quart of small Buttons of Mushrooms, cut off their Roots, and wash them well with Flannel dipt in Water and then fling them into clean Water, to remain there about two hours. In the next place, get ready some fresh Water in a well-tinn'd Vessel, or glaz'd Vessel, to which put your Mushrooms, and let them boil a little to soften; which being done, take out your Mushrooms and presently put them into cold Water, and let them remain there till they are quite cold; after this, free them from the Water, and dry them well in a linnen Cloth, then put them either into a wide-neck'd Bottle, or glaz'd earthen Vessel, disposing here and there among them three or four Bay-leaves to a Quart, two Nutmegs cut in quarters, about a quarter of an Ounce of Mace; and boil as much White-wine and Vinegar, in equal quantities, as will serve to cover the Mushrooms. This Pickle must be put to them cold, and the Bottle, or earthen Vessel, close stopt and ty'd down with a wet Bladder. The reason why the Spice should not be boiled with the Pickle, is, because the Mushrooms would change black by means of the boil'd Spices; and if this plain Pickle was to be pour'd upon the Mushrooms hot, it would immediately draw a Colour from the Spices, which would darken the Colour of the Mushrooms: Therefore to fill up the glasses in the manner here related, is the best way to have your Mushrooms look clean and white.

This Month is the proper time to pickle Onions, which make an agreeable Pickle if they are prepared after the following manner.

To pickle Onions, from Mrs. A. W.

When your Onions are dry enough to be laid up in the House, take the smallest of them, such as are about the bigness of a small Walnut, and of that sort which

which we call the *Spanish* Onion, for these are not so strong flavour'd as the *Strasburgh* Onions; take off only the outward dry Coat, and boil them in one Water without shifting, till they begin to grow tender; then take them off the Fire, lay them in a Sieve or Cullendar to drain and cool; and as soon as they are quite cold, take off two other Coats or Skins from each, and rub them gently in a linnen Cloth to dry. When this is done, put them into wide mouth'd Glasses, with about six or eight fresh Bay-leaves to a Quart, a quarter of an Ounce of Mace, two large Rases of Ginger sliced. All these Ingredients must be interspersed here and there in the Glasses among the Onions, and then boil your Vinegar with about two Ounces of Bay-salt to each Quart, taking off the Scum as it rises, and letting it stand to be cold; pour it into the Glasses, and cover them close with wet Bladders, and tie them down; they will eat well, and look very white.

About the end of this Month, if the Season has been tolerable, the Grapes in our *English* Vineyards will be ripe, and then we must be careful to gather them in dry Weather, that the Wine may keep the better. I have already mention'd, in my other Works, the curious Vineyard near *Bath*, and that belonging to Mr. *John Warner* at *Rotherhith*, where good Wines are made every year; and also that at *Darling* at *Surrey*, belongiog to Mr. *Howard*, which is a very good one; but as some years are less favourable than others to the Grape, as well with us as abroad, it will not be unnecessary to take notice of a few Particulars, which I have observ'd this Year 1726, concerning the management of Vines, which I have only communicated to a few. I shall also set down a few Directions for the making of Wine, which have not been hitherto mention'd in any of my Works, or by Mr. *Evelyn*, or Mr. *Mortimer*.

As to the first, we are to observe, that the Situation of our Island occasions our Seasons to be more uncertain than on the Continent, or between the Tropics. The cold and wet Summer, 1725, prevented the ripening of our later kind of Grapes; and indeed I did not meet any where with a Grape that had its perfect Flavour, unless the Vines were forced; but yet there were abundance. However, this Year, 1726, on the contrary, there are very few Grapes, and those are likely to be very good, some being already ripe against common Walls, without Art; such as the white Muscadine the 24th of July, and black Cluster-

Cluster-Grape. And at Sir *Nicholas Garrard's* Garden in *Essex*, I eat some of the black *Frontiniack* full in perfection, at the same time; and then the grisly and white *Frontiniack* Grapes, which are the latest kinds, were transparent, and within a little of being fit to gather: Which is a Novelty so great, that has not been observ'd in *England* in my time; for the *Frontiniack* Grapes seldom ripen till the end of *September*, and then in a bad Year we cannot expect them without Art. However, the Vines in this worthy Gentleman's Garden are of long standing, and have been, by his own Directions, order'd and manag'd in a very artful manner for several Years. And tho' this Year generally we find so small a quantity in other Gardens, yet at this place there are as many as I judge are in the whole Country besides. In most other places that I have observ'd this Year, the common way of management has been rather regarded than the rational part; and even the best Gardeners have fail'd in their Pruning the last Year, for the production of this Year's Fruit. I much wonder, that after the Demonstrations I have given from Facts, ever since the Year 1717, that Vines would grow and prosper well to be planted in old dry Walls; and the Instances I publish'd in the same Year, in my new Improvements of Vines bearing best in dry Rubbish, or the most dry Soil: I say, it is surprizing, that some of those to whom I gave that satisfaction, should not guard against excess of Wet, especially when every one, who has judgement in the Affair of Vegetation, must know, that overabundant Moisture will destroy the bearing Quality of any Plant, and more especially of such a kind of Plant as delights in dry mountainous Countries, as the Vine is known to do; but a common method of Management has so possess'd some People, that they will not give themselves leave to think that an alteration of a Season from a dry to a wet, will occasion an alteration in a Plant. There is one instance particularly, which I cannot help mentioning, relating to Vines, and the necessity of keeping their Roots from Wet, which I observ'd this Year at *Twittenham*, at *John Robarts's*, Esq; This Gentleman has several Vines laid up against the side of his House, as full of Grapes as I have ever seen any; but at the bottom where they grow, the Ground is paved with Bricks for about ten or twelve foot from the Wall they are nail'd to. This Pavement, in the last wet Summer, kept the Roots from imbibing, or receiving too much Moisture, and therefore

O

the

the Juices of the Vines are digested, and capable of producing Fruit this Year; whereas such Vines as were not growing in dry places naturally, or had their Roots defended from the violent Wet by accident have few or no Grapes at all. My Observations this Year, in some places where there are Pavements, still confirms me in my Opinion; and where there was any tolerable Skill in Pruning, I am persuaded every one will find that there have been Grapes this Year, or now is on those Vines that have stood in paved places, where the Pavement defended the Roots from the Wet of the last Year. And as I have already mention'd in this, and other Works, the necessity of planting Vines in dry places, for regular Seasons; and these Instances shewing us the advantage of doing the same in wet Seasons; I think one may reasonably judge, that Pavements made over such places where Vines are planted, as well as Rubbish and dry Ground to plant them in, is the best way we can take for them. This way, particularly in a wet Year, will keep our Vines from running into long Joints, and the Juices consequently in digesting as we find by experience; for no long-jointed Shoots of Vines are fruitful as they ought to be, and rarely bear any Fruit at all. 'Tis the short-jointed Shoots that will bear Fruit plentifully; and where there is much Wet at the Root, you must expect very few short Joints, and also very little Fruit: Therefore, in this case, the Roots ought always to be defended from Wet.

This Year, 1726, was, at the beginning, a gentle and moist Spring, but *April* and *May* were hot; which brought every thing so forward, that our Harvest was about five or six Weeks forwarder than it has been for several Years past. The Case I have mention'd of the Grapes ripening naturally, was in proportion to the forwardness of the Harvest; every thing that I have observed in the same way was alike. The last Year was as extraordinary in the lateness of the Crops, for then every thing was as backward through the perpetual Rain we had in the Summer. Some time or other this Memorandum may be of use, if my Papers last so long; however, for the present, consider how these two different Years have affected the Vine; the last wet Year made the Vines shoot strong and vigorous, and there was no Fruit this Year: Nor was this only with us in *Britain*, but every where in *Europe*. The last Year produced such Floods, from the continued Rains at unexpected Seasons, as was never known in the memory of

of Man, the Vines shot vigorously; and this Year there were very few Grapes of the first Crop; but this Summer was so good and favourable, by its warm Months at the beginning of the Summer, that the Vines abroad shot out fresh Crops, or second Crops of Grapes, which made up for the other deficiency. I expect the next Year from hence, that the Vines will produce a full Crop of Grapes abroad, because this Year has settled the Juices, and digested them; but what Season there may be for ripening, is still uncertain, especially when we have the two last Years in view. But in our Gardens, I fear, we shall have worse Success; for what this Year has done, will give the Gardeners generally a hard piece of Work; for, as I imagine, there was little care taken in the beginning of the Year to lay up the Vines, especially because there was but a small, or no appearance of Grapes then; and the neglect of that Season in managing of Vines, will be the occasion of losing the Crop the next Year. What I say here about the management of Vines in the early part of the Year, I have already treated of in my other Works.

I shall now proceed to give some Particulars relating to the making of Wines of Grapes, which I believe may help those who make Wines in our *English* Vineyards, and make them stronger and richer than they have usually been,

Considering the uncertainty of Seasons, and that every sort of Grape will not always ripen without Art, it will be necessary to contrive how that Defect may be amended. The richness of Wine depends upon the ripeness of the Grapes; and therefore when Grapes have not had the advantage of a favourable Season to ripen, the Liquor press'd from the Grapes, may be amended by boiling; for this extraordinary Heat will correct the Juice, by evaporating the too great quantity of watery parts. This Method, however ripe the Grapes were among the antient *Greeks* and *Romans*, was frequently, if not always practised; and if practised in those more Southern Climes, why is it not as reasonable in ours? But that this is not now practised any where in *Europe* is no reason why Wines may not be the better for it. I suppose the only Reason why it is not now practised, is, because it would be an Expence and Trouble, more than the Masters of Vineyards have usually been at; and so long as they can sell their Wines at a constant Price, they do not care to go out of the way; but in a bad Season there is no

doubt but even the Wines in *France* might be meliorated by boiling: As in the Instance of the *Frontiniack* Grapes, that are sour and unripe, and without Flavour, yet, by boiling or baking, they will gain the high Flavour that is found in them when they are well ripen'd by the Sun; but in baking or boiling unripe Grapes in the Skins, one must expect that the sourness of the Skins will communicate a sourness to the Juices enclosed; but the Juices being press'd and boil'd, will ripen and become pleasant. In my *New Improvements of Planting and Gardening*, I have given large Directions for making of Wine of Grapes, and in this, have also given variety of Receipts for making of Wines of Fruits of our own growth; from whence we may learn the Use of boiling Juices of Fruits, and what will require fermenting by Yeast, and what do not. You will find that such Wines as are boiled with Sugar are to be fermented with Yeast, and such as have Raisins for their Foundation, will ferment in some measure of themselves. And especially observe, that while any Liquor is fermenting, the Vessel it is enclosed in must be kept open till it has quite done working; for if we should stop it up before that Action is over, it will certainly burst the Vessel; or if it has room enough, will turn sour, and be always thick and troubled. Again, all Wines, and other Liquors, must be stop'd close as soon as they have done working, or else the Liquors will grow flat and dead. Some Wines will ferment six Weeks or two Months after they are in the Vessel, as one may know by the hissing Noise which they make; but when that is done, then the ferment is over, and they should be closed up. But some Wines will ferment much longer than two Months, and then it is a sign that they stand too hot; then they must be put in a cooler Place, or the outside of the Vessel frequently cool'd, or refresh'd with Water, which will stop the ferment. Again, some will not ferment as they ought to do, and then they must be set in warmer Places, which will raise the ferment.

In very bad Years we may help our Wines with a small quantity of Sugar, perhaps a Pound to a Gallon of Juice, to boil together; but whether we add Sugar or no, we must be sure to take the Scum off the Wines as it rises when they are boiling.

In the colder Climates, we ought not to press the Grapes so close as they do in the hot Countries, because in the colder parts of the World, and in places the most remote
from

from the Sun, the Skins of the Grapes are much thicker, and carry a sourness in them which should not be too much press'd to mix with the richer part of the Grape; but in the hotter Climes the Skins of the Grapes are thin, and the sourness rectify'd by the Sun, and will bear pressing without injuring the finer Juices.

There is one thing which I shall mention with regard to the Endeavours that have been used to make Wine in the Island of *St. Helena*; a Place so situate, that it lies as a resting-place between these Northern Parts, and the *East-Indies*, and so remote from other Places, that could there be good Wine made there, it would be of great help and assistance to the Ships that sail that way: But I am informed by a curious Gentleman, who has had many good Accounts of that Place, that the Vines which have been planted there, are of such sorts, as bring the Grapes ripe and rotten on one side of the Bunch, and green on the other at the same time, which surely can never make good Wine. But upon enquiry, they are only such sorts of Grapes as grow in close Clusters, and therefore the side next the Sun must be ripe much sooner than the other; for the Climate there is so violent hot, that there are no Walls used behind them to reflect the Heat to ripen the Backs of the Bunches.

Therefore, I suppose that the best way to have good Wine made in those Parts, is to furnish that Place with Vines which may bring their Grapes in open or loose Bunches, such as the Raisin-grape, and some others, which do not cluster; for then the Sun would have an equal effect upon all the Grapes, and good Wine might be made of them: But the worthy Gentleman who told me of this, has, I hear, sent to *St. Helena* a Collection of such Grapes as will answer the desired End.

This is likewise the Month when Saffron appears above Ground; sometimes sooner, sometimes later, according as the Season is earlier or later. This Year 1726, I was in the Saffron Country, and in the beginning of *August* the Saffron-heads or Roots had shot up so long in the flowering part, that the Planters were forced to put them into the Ground: I mean, such as were design'd for new Plantations, which is sooner by near a Month than they used to sprout, though they lay dry in heaps, the Weather had so great an Effect upon them.

Near *Littlebury*, *Chesterford*, *Linton*, and some other Places thereabouts, is certainly now the greatest quantity of Saffron

Saffron of any part of the Kingdom; the famous Place noted formerly for it, call'd *Saffron-Walden*, being at this time without it. However, the People of the Places which I have named, do not forbear bringing it to *Walden* Market, or driving Bargains there for large Quantities of it, tho' the Market at *Linton* is look'd upon to be much the best. What I have said in my *Country Gentleman and Farmer's Monthly Director*, gives ample Instructions for the management of Saffron, but I may here add a Word or two more concerning it; which is, that considering how many Accidents the Saffron is subject to, that is dry'd upon the common Kilns, by the scorching of it by too hot a Fire, and the unskilfulness of the dryers; I do not wonder that there is so much Saffron spoiled. Where there are unskilful Hands employ'd in the drying part, one ought to provide such Kilns for them as are large enough to distribute the Heat moderately, and as constant as possible; which may partly be help'd by providing such a Fire as may be constant, and not give more Heat at one time than another; for there is a great deal of Judgment in that. I find, that by the common way, some Saffron is scorch'd, and some unequally dry'd, for which Reason I have contriv'd such a Kiln as must necessarily answer the end which is propos'd in the drying of Saffron; that is, to put it into a state of keeping with its Virtue in it, and to put it out of the danger of being scorch'd in the drying. This I shall publish in my *Natural History of Cambridgeshire and Essex*, which will soon appear in the World

As for the way which is now commonly practis'd in the drying of Saffron, it is, when you have provided a Kiln, such as I have described in my *Farmer's Monthly Director*, with a Cloth made of Horse-hair on the top, strain the Hair-cloth tight, and lay on two Sheets of Saffron-paper, that is, a sort of Paper made on purpose for that Use, which is very large; and prepare a little Vessel with some Small-beer, and as many Chives of Saffron as will make it of a deep Colour to stand by you; sprinkle over the Paper with a Brush or Feather dipt in this Liquor, and spread your Saffron upon it, either in a square or a round Figure, about three Inches thick, and cover the Saffron with two Sheets more of the same kind of Paper, and lay a woollen Cloth upon them, and over that a Board, which will cover the top of the Kiln: View this now and then, till you see that the Steam of the Saffron comes through
the

the upper Papers; then take off the Board and Wollen-cloth, and taking the Papers on each side with your hands, turn the Saffron in the Papers, so that the under-side be uppermost; taking off presently after the Papers which were first the undermost, and then smooth down the side of the Saffron that was first next the Fire with a Knife, so that it lie all equal; then cover it as it was at first, and after a little time turn the Saffron as you did before, and spread then the upper side even with a Knife as you did at first; then sprinkle your Saffron with the Brush dipt in the prepared Liquor upon the dry parts of the Cake, and cover it as before; let it lie a little, and turn it as occasion requires, which may be sooner or later, as the Fire in the Kiln is quick or slow, minding every time as you turn it, to sprinkle the dry parts with the Liquor; the more it shrinks, the oftner you must turn your Cake of Saffron, minding still to sprinkle the dry parts; and when it has shrunk about three fourths of the first thickness, lay a Stone or Weight upon the Board at the top of the Kiln, of about seven or eight pound weight, the Board already being about ten or a dozen Pounds: When it is dry enough, take it off the Kiln, and the Papers it was dried in will be off good use; remember to keep your Fire gentle and clear. We may note, that a Gatherer of Saffron has his Year about ten Pence *per* Drain, and that about six Pounds, or six Pounds and a half of raw Saffron will dry to a Pound, but generally they allow only six Pounds of wet Saffron to a Pound of dry Saffron: But that depends upon the Dyers, who sometimes out of a willingness to get Money, do not dry it so much as they ought to do. It is a Rule among the Saffron Planters in *Cambridgeshire*, that sixteen Quarts of Saffron-Roots, or Heads, will Plant an Acre; and that a full Acre this Year produces about seventeen or eighteen Pounds of dry Saffron, tho' the common rate is about sixteen Pounds.

About this time you have many green Melons upon the Vines which will not ripen; and besides, if they would, that Fruit would now be too cold for the Stomach: Therefore it is advisable to pickle them to make them Imitate Mango's, which some prefer before Mango Cucumbers. The following is the Receipt to pickle them.

To

To pickle green Melons, in imitation
of Mango.

THE Mango is a Fruit brought to us from the *East-Indies*, about the shape and bigness of a small Melon; it has a large Stone in it, and comes to us in a Pickle which is strong tasted of Garlick, but approved by most People. When we gather Melons for this use, we must wash them and cut them, as directed for the Mango Cucumbers, then lay them in Salt and Water, shifting the Salt and Water every four and twenty hours for nine Days successively; after which take them out and wipe them dry, and put into the inside of each, which has been already scraped, the same Ingredients directed for your Mango Cucumbers, and tie them up: Then boil your Pickle of Vinegar, Bay Salt, and Spices, with these Mangoes in it; scumming it as it rises, and with it a piece of Allum as directed in the Receipt of Mango Cucumbers, and afterwards follow that Receipt till your Melons are fit to use.

Now we have Wild Ducks fit for the Table, and it is to be noted that these should not be larded as Land-Fowls, in the roasting of them. It must be observ'd, that they be sent to Table with the Gravey in them; but before they are laid down to the Fire, it is practis'd in many places, to chop Onions, with the Leaves of red Sage, and mix these with Pepper and Salt to be put in the Belly of the Ducks; and when they are brought to Table, pour a Glasse of Claret warm'd through the Body of the Ducks, which with some Gravey, that must be sent in the Dish, under the Ducks, will make a proper Sauce for them.

Another agreeable way of eating Ducks, is roasting them and eating them with boil'd Onions; they are some times used in Soups, and bak'd, and they likewise eat very well when they are half roasted, and then cut to pieces and stew'd with their own Gravey and Claret.

Now Stubble Geese will be in season, after they have been taken up and fed for a Fortnight or thereabouts, in a close place, with Barley and Water; but during their confinement, they must never want Victuals. Note, the Barley must have no more Water with it than will just cover it, and they must never have their Corn dry. If
during

during the time of their feeding you happen to let them out to ramble for a few hours, they will lose more good Flesh in that time, than they can regain in three days; therefore when you have once put them up, keep them up till they are fit to kill: But if you would have them very fat, put them in a Coup for a Week or ten Days before you kill them, and feed them with Barley-Meal and Water, made almost as thick as Paste; and always let there be several of them together, for a single one will pine, and lose Flesh instead of increasing it by Eating. As to the dressing of this Fowl while it is young, in the Spring under the Character of a Green Goose, it is fatted in a Coup with Barley-Meal and Water, and being kill'd and scalded when 'tis fat, 'tis roasted and eaten with green Sauce, or scalded Goosberries: But being full grown, as at this time of the Year, is roasted, being first salted and pepper'd within side, and salted without side. Some put an Onion, and some Sage Leaves into the Body of the Goose, and when it is laid down to the Fire, and when it is brought to Table it is served with Apples stew'd and mash'd in a Plate by the Side; but for the Sauce in the Dish, there need be none but some Claret heated, and pour'd thro' the Body of the Goose, to mix with its own Gravey. Some also salt Geese, and boil them with Greens, as with other salt Meat; a Goose may also be bak'd in a Pye to be eaten cold. A Goose is to be kill'd, by pulling first the Feathers at the back of the Head, and cutting pretty deep with a sharp Pen-knife, between the back of the Head and the Neck, taking care that it does not struggle, so as to make the Feathers bloody, for that will spoil them: And 'tis to be noted, the Feathers of a full-grown Goose are worth four Pence to be sold in the Country; this I had from a Gentlewoman in *Surrey*. In *Holland* they slit Geese down the Back, and salt them with Salt Peter, and other Salt, and then dry them like Bacon; they eat very well, if they are boiled tender.

P

O C T O



OCTOBER.

THIS Month is a noted Month for brewing of Malt Liquors especially. Brown or high-dried Malt is to be used as I have mentioned at large in the Month of *March*, under the Article of Brewing; to which I refer my Reader, to be fully satisfied of such particulars relating to it, as seem to be the least consider'd, altho' they are the most contributing to the perfection of Malt Liquors.

At this Season, Oysters, Mussels, Cockles, and such kind of Shell-Fish are good and in season; as for the Oyster, it is not only to be eaten raw, but makes an agreeable Dish stew'd or in Scallop Shells; and besides, being useful in many Sauces, are extremely good when they are well pickled. Altho' the Oyster may seem foreign to a Farm, or some parts of the Country, yet considering that we live in a part of the World surrounded with a Sea that produces the best Oysters, and that they are a sort of Shell-Fish which we can keep a long time, and feed them, I think it necessary to take Notice of them. About *Colchester* the Oyster-Pits are only small Holes about twelve foot square, by the side of the River, where the salt Water comes up, and has a passage into them at the height of the Tides; in these places the Oysters are laid, and there grow fat, and become green, by a sort of Weed which is called Crow-Silk: And this may be done any where if there is a River with salt Water, as well as by *Colchester*, and be kept two or three Months; so that I wonder 'tis not practis'd in other places. But if we have not this conveniency, yet if we lay them in Salt and Water after the Shells are well wash'd, just when they come from the Sea, they will keep a Fortnight in pretty good order, if the Weather be cool, and they can have the open Air; but then the Salt and Water should be changed every four and twenty hours. The following Receipts are very good for preparing them for the Table.

To stew Oysters. From Exeter.

TAKE large Oysters, open them, and save their Liquor; then when the Liquor is settled, pour off the Clear, and put it in a Stew-Pan, with some Blades of Mace, a little grated Nutmeg, and some whole Pepper, to boil gently, till it is strong enough of the Spices: Then take out the Spices, and put in the Oysters to stew gently, that they be not hard; and when they are near enough, add a piece of Butter, and as much grated Bread as will thicken the Liquor of the Oysters; and just before you take them from the Fire, stir in a Glass of White-Wine.

Roasted Oysters in Scallop Shells. From Exeter.

PROVIDE some large scallop Shells, such as are the deepest and hollowest you can get, which Shells are sold at the Fishmonger's at *London*; then open such a Number of Oysters as will near fill the Shells you design, and save the Liquor to settle; then pour a moderate quantity of the Liquor into each Shell, and put a Blade of Mace, and some whole Pepper with it; after which, put into your Shells a small piece of Butter, and cover the whole with grated Bread: Then set these on a Grid-Iron over the Fire, and when they are enough, give the grated Bread at the tops of the Shells a browning with a red-hot Iron, and serve them.

The same Person who sent the foregoing Receipts, concerning Oysters, advises another way of roasting Oysters, which I think is a very good one, and not much known. It is, to take large Oysters, open them, and hang them by the finny part on a small Spit, after having first dipt them in the Yolk of an Egg, and roll'd them in Crumbs of Bread; turn them three or four times before the Fire, and baste them gently with Butter till the Crumbs of Bread are crisp upon them, and serve them hot. As for their use in Sauces, they are proper with Fish, and are sometimes used with Fowls; their own Liquor is always put in such Sauces where they are used.

For pickling Oysters, the following is an excellent Receipt.

To pickle Oysters.

Open a quantity of large Oysters, saving their Liquor, and letting it settle; then pour the Liquor clear off into a Stew-pan, and wash the Oysters in Water and Salt: After which, boil them gently in their own Liquor, so that they are not too hard. When they are enough, take them out, and add to the Liquor some Mace, a few Cloves, some whole Pepper, a little Ginger, and a Bay Leaf or two, and let the Liquor boil, putting to it about a fourth part of White-wine Vinegar, letting it continue to boil a little more; then take it off, and let it stand to be quite cold. When the Oysters are cold, put them into Jars or Gally pots, and pour the Liquor with the Spice cold upon them; then tie them down with Leather.

The Mussel and Cockle may be pickled after the same manner, only allowing this difference; i. e. that Cockles and Mussels are taken out of their Shells by setting them over the Fire, and opening them by the Heat; but beforehand the Shells must be wash'd very clean, and then must be put in the Sauce-pan without Water, they of themselves will soon produce Liquor enough: Then as the Shells open, take out the Fish, and wash every one well in Salt and Water; but as for the Mussels they must every one be carefully look'd into, and discharg'd from that part which is call'd the Beard, and also particular care must be taken to examine whether there are any Crabs in them, for they are very poisonous, and as they lie in the Mouth of the Mussel may easily be discover'd; they are commonly as large as a Pea, and of the shape of a Sea-Crab, but are properly Sea Spiders; the Mussels however where you find them, are not unwholesome, and it is only the eating of this little Animal, which has been the occasion of Peoples swelling after they had eaten Mussels, but the goodness of the Fish is well enough worth the Care of looking after that. When your Mussels or Cockles are all clean pick'd and wash'd, lay them to cool; and when their Liquor is well settled, pour off the Clear, and boil it up with the same sort of Spices mentioned above for the pickled Oysters, with the same proportion of Vinegar; and letting it stand till it is quite

quite cold, put your Fish into proper Pots, or little Barrels, and pour the Liquor upon them till they are cover'd with it, and stop them up close: They will keep good two or three Months, if the Liquor is now and then boiled up, but it must be always cold before it be put upon the Fish.

In the management of Cockles for pickling, or for eating any other Way, let the Shells be very well wash'd, and then lay the Cockles in a Pan of Salt and Water for two or three Days to scour themselves from the Sand that is in them at their first taking; but observe to shift the Salt and Water every Day. The largest Cockles that I have observ'd on the *English* Coasts are those found about *Torbay*, which are sometimes brought to *Exeter* Market; the Fish is as large as a good Oyster, and the Shells of some are above two Inches and a half Diameter. Mussels and Cockles may likewise be stew'd and grill'd in Scallop Shells, as directed for Oysters. The Mussels after they are well pick'd are flower'd and fryed in some Places, and eaten with Butter and Mustard, and the *French* make rich Soups of them.

As this is a Season when we have plenty of Quinces, I shall insert the following Receipt for making Wine of them, which is very pleasant.

*To make Quince Wine. From Mrs.
E. B.*

Gather your Quinces when they are dry, and wipe them very clean with a coarse Cloth, then grate them with a coarse Grater or a Rasp, as near the Core as you can; but grate in none of the Core, nor the hard part about it: Then strain your grated Quinces into an earthen Pot, and to each Gallon of Liquor put two Pounds of fine Loaf-Sugar, and stir it till your Sugar is dissolved; then cover it close, and let it stand twenty four Hours, by which time it will be fit enough to bottle, taking care in the bottling of it that none of the Settlement go into the Bottles. This will keep good about a Year; observe that your Quinces must be very ripe when you gather them for this use.

Rabbits still continue in Season this Month, and besides the common way of dressing them, they may be larded,

larded, and drest in the following Manner; which I had from a Gentleman in *Suffolk*. Make a Farce for them, like that mentioned for the Belly of a Hare in the preceding Month, and order its management and Sauce as for a Hare. A young Rabbit, or Hare, is known by the tenderness of the Jaw-Bones, which will easily break by pressing with the Finger and Thumb.

Woodcocks are now in Season, and it is to be advertised of them, that they are to be only pull'd of their Feathers, and not drawn like other Fowls, but the Guts left in them; when they are roasted, they must be serv'd upon Toasts of Bread, upon which the Guts are spread and eaten, when they are brought to Table. The inward of this Bird eats like Marrow; this is generally eaten with Juice of Orange, a little Salt and Pepper, without other Sauce. The Legs of this Bird are esteem'd the most, and are therefore presented to the greatest Strangers at Table; but the Wings and Breast of a Partridge are the principal parts of that Fowl, for the Legs are full of Strings, like the Legs of Turkeys and Pheasants.

The Snipe is of the same nature with the Woodcock, and is ordered in every respect like it. These may be larded with Bacon upon the Breast, or else strew'd with Salt and Crumbs of Bread, while they are roasting. Besides the Sauce used for Woodcocks and Snipes, the afore-said *Suffolk* Gentleman has the following, which is Gravy with a little minced Anchovy, a Rocambole, some Lemon-Juice, and a little White-wine boiled together; and when it is strain'd, pour it in a Saucer, and serve it with the Fowls. •

These Birds are in plenty among the woody parts of *England*, from *September* till the end of *March*, and then they all leave us at one time, except only such as have been lamed by the Sportsmen, and disabled for flight; and then they will breed in *England*, as there are Instances enough: About *Tunbridge*, it is frequent to find them in Summer; and I have known the same in *Leicestershire*. I think if one could take Woodcocks here in Hay-Nets, as they do in *France*, and pinion them or disable a Wing, and then turn them loose again, we might raise a Breed of them that would stay with us; but I have experienced that they will not feed if they are confined in Cages or Aviaries, for they must have liberty to run in search of their Food, which they find for the most part in moist Places, near Springs: For I have often taken both the
Wood.

Woodcock and the Snipe with such Snares as are made for Larks, by laying them in the Night on the Bank of Rivulets, or watry Trenches near Woods.



NOVEMBER.

Pheasants are still in Season, and are now chiefly roasted, for they are not so frequently boiled, till about April, and then only the Hens when they are full of Eggs; but that, I think, is too destroying a Way. The boiled Pheasants are generally dress'd with Oyster-Sauce, or Egg-Sauce, but the roasted are either larded on the Breast with fine Bacon-Fat, or else roasted and strew'd with Crumbs of Bread: These, says the *Suffolk* Gentleman who sent me the foregoing method of ordering the Woodcock and Snipe, should be served with the same Sauces that are us'd for Partridges. The Sauces in his Directions are within a trifle the same as those I have already set down in *September* for Partridges or Quails, so that I shall not repeat them here.

The Truffle, which I have treated of at large as to its Manner of Growth and Season of Maturity, in my *Gentleman and Farmer's Monthly Director*, affords such variety of agreeable Dishes, that I have taken care to send to a curious Gentleman abroad for the Receipt how to dress it: They are very plenty in our Woods in *England*, as I understand by several who have found them this Summer by my Directions, and I believe will be much more so, since several curious Gentlemen have followed my Advice in propagating them. It is now, as well as in the two preceding Months, that we may find them of a fine Flavour; but they being something more in perfection in this Month than in the others, I think it the properest to give the Methods of ordering them for the Table in this Place: The first manner is to broil them.

To broil Truffles.

THE Truffle being brought in fresh, wash it well, and cut off the rough Coat on the out side: Some of these will be as large as one's Fist, and they are the best for this Purpose; but let them be of any Size, as soon as the Coat is off, cut them through a little more than half-way, and put Pepper and Salt into the opening, and close it again; then wrap up each Truffle in wet Paper close, and broil them over a gentle Fire of Wood-Embers till you judge they are enough, which will be as soon as they are very hot quite through; let them be turn'd as occasion requires, that they may be all equally done, and then serve them to the Table in a folded Napkin. This is a very good way of eating them, but the other I have more frequently eaten.

To stew Truffles in Wine.

THE Truffles must be peel'd from the rough Coat on the outside, and well-wash'd; then cut your Truffles into slices, and stew them in White-wine, or Claret, which you please, with Salt, Pepper, and a Bay-leaf; or in the lieu of that, some *Jamaica* Pepper, and serve them. White-wine for this use is generally preferred.

To stew Truffles after another manner.

GATHER Truffles, peel them and wash them, and then cut them in slices; after which fry them a little in a Stew-pan, with either Butter or Hog's-Lard, and a little Wheat-Flower; then take them out and drain them, and put them again into a Stew-pan with Gravey, a bunch of Sweet-Herbs, some Salt, Pepper, and Nutmeg grated; and when they have stewed a little in this, strain the Liquor, and dish them for the Table, garnished with Slices of Lemmon. Besides this way, they may be used in the same manner as Fowls are stew'd or fricasseed, with

with brown or white Sauces, after they have been soft'n'd a little by boiling.

While I am speaking of the Truffle, I may well enough mention the Receipts for the Management of the Morille: Altho' the Morille grows in *April*, which is the only time when it may be gather'd fresh, yet one may dress the dry'd ones now, by first softening them in warm Water and Salt for three or four Minutes; but, as observ'd before, they are best fresh gather'd. And again, I chuse to put the Receipts for their Management in this Place, because they are so near a-kin to the Truffle. In the first place, I shall speak of drying them, which I have done in *England*, after the following manner: Gather, and wash them, and when they are well drain'd, then lay them in a Dish, and dry them by degrees in a gentle Oven; and when they are thoroughly dry, keep them in a dry Place, and in a cover'd earthen glazed Pot; but when they are fresh, order them according to the following Receipts. And I am the more ready to give these to the Publick, because all such who know the nicest way of eating, may not be disappointed in their Travels thro' *England*, and denied at the Inns such things as perhaps are as agreeable in that way, as any in the Country. Particularly I remember at *Newbury*, or *Spinhamland*, in the publick Road to *Bath*, I was at the most publick and noted Inn in that Road, and had got some very good Mushrooms, and the People there were of opinion that they were poisonous, or else did not know how to dress them, and by no means they would send them to the Table. I say, if such Mistakes can be made in a Place where so many People of Fashion Travel continually, it is not likely that Morilles or Truffles will be received with more Favour than my Mushrooms; and I believe that some of the greatest Niceties of our Country may ever remain unknown, without a Work of this nature, which I have pick'd up Inch by Inch, viz. in my Travels. And besides, considering the strange disagreeable Compositions which one meets with in some of our Travels, as Sugar with pickled Trout, and many more as ridiculous; I think this little Piece of Work not unworth my Time. Again, there are many Families in *England* which have plenty about them, and do not know what to do with it; and therefore I think this the more necessary. But to come to my point, the Morille may be dress'd when it

is either fresh or blanch'd in warm Water, according to the following Receipts, which I had from *France*.

To make a Ragoust of Morilles.

TH E Morilles being fresh gather'd, take off the Roots, and wash them in many Waters, for the Wrinkles in their Tops harbour a great deal of Dirt and Sand; then slit them lengthways, and fry them a little in a Stew-pan, with Butter or Hog's Lard, letting either be very hot when you put in the Morilles; then let them drain, and put them in a fresh Stew-pan with Gravy, in which shred some Parsley and Chervil very small, with a young Onion, some Salt, and a little Nutmeg: Let these stew gently, and send them to the Table garnish'd with Slices of Lemmon, or they may be sent to the Table in Cream, as we have already mentioned concerning other things in the same manner.

To fry the Morilles.

Prepare your Morilles as directed in the former Receipt, and boil them in a little Gravy gentl; when they begin to be tender take them out of the Liquor, and flower them very well, then fry them in Hog's-Lard: When they are thus prepared, and make a Sauce for them of the Liquor or Gravey the Morilles were stew'd in, season'd with Salt, Nutmeg and a little Juice of Lemmon.

The following Directions I had from a Gentleman in *Suffolk*. The Turkey is now in good Season, and may be either boiled or roasted; when it is boiled, it is most commonly served with Oyster-Sauce, and when it is designed for roasting, it may be larded with fine Fat of Bacon on the Breast, or else well strew'd with Crums of Bread, having first made a Farce to fill the Hollow of the Neck, where the Crop lay; this Farce may be made of grated Bread, Spice, Salt, butter'd Eggs, and some sweet Herbs powder'd, the whole well mix'd and bound with the Yolk of a raw Egg; or the Liver of a Fowl may be boiled and chop'd small and put into it. The Receipt as I receiv'd it directs Beef-Suet chop'd small instead of butter'd Eggs; but Mr. *John Hughes*, a noted Cook in *London*, tells me that Suet should be avoided in these Farces, because it is
apt

apt to cool too soon, and offend the Roof of the Mouth, and therefore directs butter'd Eggs in their stead. As for the Sauce for the roasted Turkey, it must be made with Gravy, a Bunch of sweet Herbs, some Lemmon-peel, a Shalot or two, and some whole Pepper and All-spice boiled together and strained.

Concerning the Lark, which is now in season, the above-mention'd Gentleman gives the following Directions: Let the Larks be pick'd only, and not gutted, truss the Legs with a Leaf of red Sage to every Lark between the Joints of the Legs; then with a Feather dip'd in the Yolk of an Egg beaten, wash the Body of every Lark, and cover it well with Crums of Bread; after which, cut some thin Slices of fat Bacon, about three Inches long, and an Inch broad, and lay the Larks in a Row, Side to Side, with a Piece of this Bacon between every two Larks; then have small Spits about ten Inches long, and pass the Spits thro' the Sides of the Larks and the Bacon, so that you have half a dozen Larks upon each Spit, observing to have a Piece of Bacon on both the Outfides of the half dozen Larks; baste these well while they are roasting, and for the Sauce for them, fry some grated Bread crisp in Butter, and set them to drain before the Fire, that they may harden; serve these under the Larks when you send them to Table, and garnish with Slices of Lemmon. Some have their Lark-Spits made of Silver, and serve their Larks upon the Spits to the Table, by which means they keep hot the longer: You may eat them with Juice of Lemmon with the fry'd Crums, but some like such Gravey-Sauce with them as is directed for the roasted Turkey. Tho' the Guts are left in the Larks, yet they are not to be eaten.

In my Travels I observed a kind of Soop, which was very frequently used abroad, and quickly ready, that was very taking to most Travellers who delighted in savoury Dishes, which the People abroad call Soop *a l'Yurogne*. It is made as follows.

TAKE half a score Onions, peel them, and cut them in small Pieces into a Stew-pan, and fry them brown with Butter, and a little Pepper and Salt; and when they are enough, pour such a quantity of Water upon them as you think proper to make a Soop of them; then let these boil together, and thicken it with as many Eggs as are necessary, keeping it stirring to prevent the Eggs from Curdling. Some add to this a large Glass of White-wine,

which I think makes it better tasted than 'tis without it: This is served with a *French Row* in the middle. At the same time I met with the following Receipt for Beef *A-la-mode*, which is as good as any I have eaten.

To make Beef A-la-mode.

TAKE a fleshy Piece of Beef, without Fat, and beat it well with a Rolling-pin, then lard it with pretty large Pieces of Bacon-Fat, and if you please put it over the Fire a little to fry till the Outside is brown, and then put it to stew in a deep Stew-pan, or glaz'd Earthen-Vessel, with Salt, Pepper, Bay-Leaves, or *Jamaica* Pepper, some Lemmon-Peel, half a Dozen large Mushrooms, two Cloves of Garlick, or four or five Cloves of Shalot, half a Pint of Wine, and a Pint of Water; cover it close, and let it stew gently till it is tender: When it is enough, fry some Flower in Hog's Lard, and add to it, with some Lemmon-Juice, or a little Verjuice. This is very good hot, but is for the most part eaten cold, cut in Slices of about half an Inch thick.



D E C E M B E R.

NOW is the principal Season for killing of Hogs, as well for Pork as for Bacon, and likewise for Brawn. I have already in my other Works given Directions for making of pickled Pork and Bacon; so that I shall say little of it in this Place, but give the Receipts for ordering some particular Parts of Hogs. The following Receipt I received from *France*, concerning the preparing the Jole of a Wild Boar, and have had it try'd in *England* with the Head of a common Hog, and I find little difference, especially if the Hog has been fed with Acorns.

To

*To dress a Hog's Head, in imitation
of the Jole of a wild Boar.*

TAKE a Hog's Head and burn it well all over upon a clear Fire, till all the Hair is burnt to the Skin, then take a Piece of Brick, and rub the Head all over as hard as possible, to grind off the Stumps of the Bristles, and finish the whole with your Knife, and then clean the Head very well; when this is done, you must take out all the Bones, opening the Head in the under Part, and beginning with the under Jaw-Bones and the Muzzle, then cleave the Head, leaving only the Skin over the Scull to hold it together: Take out the Tongue and the Brains; when thus you have taken away all the Bones, stab the Flesh with the Point of your Knife in many Places on the Inside, without wounding the Skin, and put Salt into every Incision, then join the Head together, and tie it well together with Packthread, and then wrapping it up in a Napkin, put it in a Kettle with a large quantity of Water, a large Bunch of all kinds of sweet Herbs, a little Coriander and Annise-Seeds, two or three Bay Leaves, some Cloves, and two or three Nutmegs cut in Pieces, and some Salt, if you think there is any wanting; add likewise two or three large Onions and a Sprig or two of Rosemary. When this has boiled half enough, pour in a Bottle of Wine, and let it boil three or four Hours longer, till 'tis tender; for it will not be so under seven or eight Hours boiling, if the Hog be large, and if it is a Boar's Head that has been put up for Brawn, it will take more time to boil. Being boiled enough, let it cool in the Liquor, and then take it out and untie it, and lay it in a Dish to be carry'd cold to the Table, either whole or in Slices. If you will, you may salt it three or four Days before you boil it.

To make Sausages, from Lady M.

TAKE the Flesh of a Leg of Pork, and mince it small, and to every Pound of the Flesh minced, mince about a quarter of a Pound of the hard Fat of the Hog; then beat some *Jamaica* Pepper very fine, and mix with it some Pepper and Salt, with a little Sweet-Marjoram powder'd, and some Leaves of red Sage minced very small;
mix

mix all these very well, and if you fill them into Guts, either of Hogs or Sheep, beat two or three Yolks of Eggs and mix with them, taking care not to fill the Guts too full, lest they burst when you broil or fry them: But if you design them to be eaten without putting them in Guts, then put no Eggs to them, but beat the Flesh and the Fat in a Stone Mortar, and work the Spice and Herbs well in it with your Hands, so that it be well mix'd, and keep it in a Mass to use at your pleasure, breaking off Pieces, and rolling them in your Hands, and then flower-ing them well before you fry them. If you use them in Guts, take special care that the Guts are well clean'd, and lie some time in a little warm White-wine and Spice before you use them; if any Herb happens to be disagreeable in this Mixture, it may be left out, or others added at pleasure.

The following Receipt to make Sausages of Fish for Fast-Days, I had at *Bruxelles*, which I have experienced to be very good.

To make Sausages of Fish.

TAKE the Flesh of Eels, or of Tench, and to either of these put some of the Flesh of fresh Cod, or of Pike or Jack, chop these well together with Parsley, and a few small Onions; season these with a little Salt, Pepper, Cloves in powder, a little grated Nutmeg, and if you will, a little powder'd Ginger, with some Thyme, Sweet-Marjoram, a little Bay-Leaf, all dry'd and powder'd; and mix all these well together with a little Butter.

Then beat the Bones of the Fish in a Mortar, pouring in among them while they are beating a Glass or two of Claret, which must afterwards be poured upon the above Mixture; then take the Guts of a Calf well wash'd and clear'd of the Fat, for in that Condition I find there is no scruple to use them abroad, being well discharged of the Fat: Fill these Skins with your Mixture of Fish, &c. tying them at both Ends, and lay them for twenty-four Hours in a Pickle of Wine and Salt; and taking them out from thence, hang them in a Chimney, where they may be well smoak'd with a Wood-Fire, or burning Saw-dust for twenty-four Hours, or longer if you please, provided you have allow'd Salt and Spices enough. When you would use them, boil them gently in White-wine, with

a Bunch of sweet Herbs; or in Water, with one third part White-wine, and Sweet-Herbs. These are served cold to the Table, and eat very well.

The Boars that were put up for Brawn, are now fit to kill. It is to be observ'd, that what is used for Brawn, is the Flitches only, without the Legs, and they must have the Bones taken out, and then sprinkled with Salt, and lay'd in a Tray, or some other thing, to drain off the Blood; when this is done, salt it a little, and roll it up as hard as possible, so that the length of the Collar of Brawn be as much as one Side of the Boar will bear, and to be, when it is rolled up, about nine or ten Inches diameter. When you have rolled up your Collar as close as you can, tie it with Linnen Tape, as tight as possible, and then prepare a Cauldron with a large Quantity of Water to boil it. In this boil your Brawn till it is tender enough for a Straw to pass into it, and then let it cool; and when it is quite cold, put it in the following Pickle. Put to every Gallon of Water a Handful or two of Salt, and as much Wheat-Bran; boil them well together, and then strain the Liquor as clear as you can from the Brawn, and let it stand till it is quite cold, at which time put your Brawn in it; but this Pickle must be renewed every three Weeks. Some put half small Beer and half Water; but then the small Beer should be brewed with pale Malt: But I think the first Pickle is the best. *Note*, The same Boar's Head being well cleaned, may be boiled and pickled like the Brawn, and is as much esteem'd.

This is a good Season to make what they call Hung-Beef: The way of doing it, is, to take the thin Pieces of the Beef, and salting them with Salt-Petre about two Ounces to a Pound of common Salt, and rubbing it well into the Meat, dry it in a Chimney with Wood Smoke. When this is thoroughly cured, it will be red quite through, which one may try by cutting; for if there is any of the Flesh green, it is not smoked enough. It is, in my opinion, better than any Bacon to be boiled and eaten hot.

This is what I shall say, concerning the use of such things as are generally found about a Gentleman's Country-Seat, or about a Farm, which I think will be very useful, tho' a little out of the common Road, and so I shall make no Apology for publishing such Receipts as I am sure are good. If I do not use proper Terms in some of my Receipts in Cookery, I have at least put my Re-
ceipts

ceipts into such a Method, as I suppose will make them intelligible, and what any one may understand: But I must take notice before I conclude, that the Meaning of publishing this, is to instruct those who may not have had Opportunity of observing or collecting so much as I have done, and not any way pretending to inform those who are full enough of Knowledge already. However, I hope my Readers will be contented with what I have here given them, and meet with something that is New and Useful.

F I N I S.

In the Press and will be publish'd in Easter Term.

D ICTIONAIRE OECONOMIQUE: Or, The Family Dictionary. With a Preface by Mr. Bradley, containing several Methods of improving Estates, and of preserving Health; the Ways of Breeding, Keeping, and making Profit of Horses, Kine, Sheep, Swine, Poultry, Bees. &c. Great Variety of Rules, Directions, and new Discoveries relating to Gardening and Husbandry. Soil and Manure of all Sorts; planting Fruit-Trees, Forest-Trees, Underwoods, Shrubs, and their several Uses, &c. The different Kinds of Nets and Engines for taking all Sorts of Fish, Birds, and other Game. The best way of preparing several Sorts of Waters and Liquors for every Season, by Distillation and otherwise; of preserving all kind of Fruits; and other profitable Curiosities in the Confectionary and Culinary Arts. The Method to take or destroy Vermin and other Animals injurious to Gardening and Husbandry; with a Description of Garden and other Country Tools and Utensils, &c. Illustrated with great Variety of Figures. In two Volumes in Folio.





