

Lectures on select subjects in mechanics, hydrostatics, pneumatics, and optics. With the use of the globes, the art of dialing, and the calculation of the mean times of new and full moons and eclipses. With the supplement / By James Ferguson.

Contributors

Ferguson, James, 1710-1776.

Mynde, James, 1702-1771.

Publication/Creation

London : Printed for W. Strahan, J. and F. Rivington, J. Hinton [and 7 others], 1772.

Persistent URL

<https://wellcomecollection.org/works/pcaak9vf>

License and attribution

This work has been identified as being free of known restrictions under copyright law, including all related and neighbouring rights and is being made available under the Creative Commons, Public Domain Mark.

You can copy, modify, distribute and perform the work, even for commercial purposes, without asking permission.



Wellcome Collection
183 Euston Road
London NW1 2BE UK
T +44 (0)20 7611 8722
E library@wellcomecollection.org
<https://wellcomecollection.org>




22,392/B





Sir John Chetwode, Bar.†
Oakley Hall, Staffordshire.



Faint, illegible text, possibly a motto or title, located below the coat of arms.







LECTURES

Published by the same Author.

A NEW SYSTEM of ASTRONOMY, explained upon NEWTON'S PRINCIPLES, and made easy to those who have not studied Mathematics. To which is added, the Method of finding the Distances of the Planets from the Sun, by the TRANSITS of VENUS over the Sun's Disk in the Year 1769. These Distances deduced from the Transits; and an account of Mr. HENRI LACAY'S Observations of the Transit in the Year 1769: Illustrated with 15 Copper Plates. A New Edition, corrected.

LECTURES

ON OPTICS, ACOUSTICS, PNEUMATICS, AERIAL ACOUSTICS, AND AERIAL ELECTRICITY: In which the Principles of the Solar System; the Transits of Venus; and the Motion of the Moon's Motion; and the Principles of the Earth and Moon; the Cause of the Tides; and the Motion of the Earth, &c. Second Edition, revised and corrected.

SELECT SUBJECTS.

1. An Introduction to ELECTRICITY, in six Sections.
2. Of the Nature and Properties of a Description of the Electrical Machine. 3. A Description of the Apparatus (belonging to the Machine) for making Electrical Experiments. 4. How to know if the Machine be in good Order for performing the Experiments; and to put it in Order if it be not. 5. How to make the Electrical Experiments, and to preserve the Machine from Damage by Lightning. 6. Medical Electricity. &c. &c.

Published by the same Author.

1. **A**STRONOMY explained upon Sir ISAAC NEWTON's Principles, and made easy to those who have not studied *Mathematics*. To which is added, the Method of finding the Distances of the Planets from the Sun, by the TRANSIT of VENUS over the Sun's Disc in the Year 1761. These Distances deduced from that Transit; and an account of Mr. HORROX's Observations of the Transit in the Year 1639: Illustrated with 18 Copper-plates. A New Edition, Octavo.

2. An Easy Introduction to ASTRONOMY, for young GENTLEMEN and LADIES: Describing the Figure, Motions, and Dimensions of the Earth; the different Seasons; Gravity and Light; the Solar System; the Transit of Venus, and its Use in Astronomy; the Moon's Motion and Phases; the Eclipses of the Sun and Moon; the Cause of the Ebbing and flowing of the Sea, &c. Second Edition, Price 5 s.

3. TABLES and TRACTS relative to several Arts and Sciences. Price 5 s.

4. An Introduction to ELECTRICITY, in six Sections.
1. Of Electricity in general. 2. A Description of the Electrical Machine. 3. A Description of the Apparatus (belonging to the Machine) for making Electrical Experiments. 4. How to know if the Machine be in good order for performing the Experiments, and to put it in order if it be not. 5. How to make the Electrical Experiments, and to preserve Buildings from Damage by Lightning. 6. Medical Electricity. Price 5 s.

LECTURES

ON

SELECT SUBJECTS

IN
MECHANICS, || PNEUMATICS,
HYDROSTATICS, || AND OPTICS.

WITH
The USE of the GLOBES,
The ART of DIALING,
AND
The Calculation of the Mean Times of NEW
and FULL MOONS and ECLIPSES.

With the SUPPLEMENT.

By JAMES FERGUSON, F. R. S.

THE FOURTH EDITION.

Philosophia mater omnium bonarum artium est. CICERO. I. Tusc.

L O N D O N:

Printed for W. STRAHAN, J. and F. RIVINGTON,
J. HINTON, L. HAWES and Co. W. JOHNSTON,
S. CROWDER, T. LONGMAN, B. LAW, G. ROBINSON,
and T. CADELL. MDCCLXXII.

LECTURES
ON
SELECT SUBJECTS
IN
MECHANICS, PNEUMATICS,
HYDROSTATICS, AND OPTICS
WITH
THE USE of the GLOBES,
The ART of DRAWING,
AND
The Calculation of the Mean Times of New
and Full Moons and Eclipses.
WITH the SUPPLEMENT.



By JAMES FERGUSON, M.A.
THE FOURTH EDITION.
Printed by W. Stansfeld and Co. Clerkenwell, London.

LONDON:
Printed for W. Stansfeld, J. and R. Rivington,
J. Hinton, L. Hawes and Co. W. Johnston,
S. Chondler, T. Longman, R. Law, G. Robinson,
and T. Cadogan, MDCCCXII.

DEDICATION
TO HIS
ROYAL HIGHNESS
Prince EDWARD.

S I R,

AS heaven has inspired
your ROYAL HIGHNESS
with such love of ingenious
and useful arts, that you not
only study their theory, but
have often condescended to
honour the professors of me-
chanical and experimental
philosophy with your pre-
fence

DEDICATION.

fence and particular favour ;
I am thereby encouraged to
lay myself and the following
work at your ROYAL HIGH-
NESS's feet ; and at the same
time beg leave to express that
veneration with which I am,

S I R,

Your ROYAL HIGHNESS's

Most obliged,

And most obedient,

Humble Servant,

JAMES FERGUSON.



T H E
P R E F A C E.

*E*VER since the days of the LORD CHANCELLOR BACON, natural philosophy hath been more and more cultivated in England. THAT great genius first set out with taking a general survey of all the natural sciences, dividing them into distinct branches, which he enumerated with great exactness. He enquired scrupulously into the degree of knowledge already attained to in each, and drew up a list of what still remained to be discovered: this was the scope of his first undertaking. Afterward he carried his views

much farther, and shewed the necessity of an experimental philosophy, a thing never before thought of. As he was a professed enemy to systems, he considered philosophy, no otherwise than as that part of knowledge which contributes to make men better and happier: he seems to limit it to the knowledge of things useful, recommending above all the study of nature, and shewing that no progress can be made therein, but by collecting facts, and comparing experiments, of which he points out a great number proper to be made.

But notwithstanding the true path to science was thus exactly marked out, the old notions of the schools so strongly possessed people's minds at that time, as not to be eradicated by any new opinions, how rationally soever advanced, until the illustrious Mr. BOYLE, the first who pursued LORD BACON's plan, began to put experiments in practice with an assiduity equal to his great talents. Next, the ROYAL SOCIETY being established, the true philosophy began to be the reigning taste of the age, and continues so to this day.

The

The immortal SIR ISAAC NEWTON insisted even in his early years, that it was high time to banish vague conjectures and hypotheses from natural philosophy, and to bring that science under an entire subjection to experiments and geometry. He frequently called it the experimental philosophy, so as to express significantly the difference between it and the numberless systems which had arisen merely out of the conceits of inventive brains : the one subsisting no longer than the spirit of novelty lasts ; the other never failing whilst the nature of things remain unchanged.

The method of teaching and laying the foundation of physics, by public courses of experiments, was first undertaken in this kingdom, I believe, by Dr. JOHN KEILL, and since improved and enlarged by Mr. HAUKS BEE, Dr. DESAGULIERS, Mr. WHISTON, Mr. COTES, Mr. WHITE-SIDE, Dr. BRADLEY, our late Regius and Savilian professor of Astronomy, and the Reverend Dr. BLISS his successor.—

Nor

Nor has the same been neglected by Dr. JAMES, and Dr. DAVID GREGORY, Sir ROBERT STEWART, and after him Mr. MACLAURIN.—Dr. HELSHAM in Ireland, Messieurs s'GRAVESANDE and MUSCHENBROEK, and the Abbe NOLLET in France, have also acquired just applause thereby.

The substance of my own attempt in this way of instrumental instruction, the following sheets (exclusive of the astronomical part) will shew: the satisfaction they have generally given, read as lectures to different audiences, affords me some hope that they may be favourably received in the same form by the public.

I ought to observe, that though the five last lectures cannot be properly said to concern experimental philosophy, I considered, however, that they were not of so different a class, but that they might, without much impropriety, be subjoined to the preceding ones.

*My apparatus (part of which is described here, and the rest in a * former work) is rather simple than magnificent; which is owing to a particular point I had in view at first setting out, namely, to avoid all superfluity, and to render every thing as plain and intelligible as I thought the subject would admit of.*

* Astronomy explained upon SIR ISAAC NEWTON's principles, and made easy to those who have not studied mathematics.

DIRECTIONS to the BOOKBINDER.

The plates must open to the left-hand, fronting
the right-hand pages in the following order.

PLATE	I				fronting page	5
II	—	—	—	—	19	
III	—	—	—	—	25	
IV	—	—	—	—	27	
V	—	—	—	—	49	
VI	—	—	—	—	59	
VII	—	—	—	—	69	
VIII	—	—	—	—	83	
IX	—	—	—	—	97	
X	—	—	—	—	101	
XI	—	—	—	—	115	
XII	—	—	—	—	125	
XIII	—	—	—	—	151	
XIV	—	—	—	—	179	
XV	—	—	—	—	201	
XVI	—	—	—	—	209	
XVII	—	—	—	—	215	
XVIII	—	—	—	—	221	
XIX	—	—	—	—	237	
XX	—	—	—	—	311	
XXI	—	—	—	—	323	
XXII	—	—	—	—	331	
XXIII	—	—	—	—	353	

THE
CONTENTS.

LECTURE I.

Of matter and its properties. page 1

LECTURE II.

Of central forces. 19

LECTURE III.

Of the mechanical powers. 47

LECTURE IV.

*Of mills, cranes, wheel-carriages, and the engine
for driving piles.* 71

LECTURE V.

Of hydrostatics, and hydraulic machines, in general.
101

LECTURE VI.

Of pneumatics. 168

LEC.

C O N T E N T S.

LECTURE VII.

Of optics.

201

LECTURE VIII. and IX.

The description and use of the globes and armillary sphere.

247, 296

LECTURE X. and XI.

The principles and art of dialing.

316, 350

LECTURE XII.

Shewing how to calculate the mean time of any new or full moon, or eclipse from the creation of the world to the year of Christ 5800.

377

LEC.

LECTURES

ON

SELECT SUBJECTS.

LECT. I.

Of Matter and its Properties.

AS the design of the first part of this course is to explain and demonstrate those laws by which the material universe is governed, regulated, and continued; and by which the various appearances in nature are accounted for; it is requisite to begin with explaining the properties of matter.

By the word *matter* is here meant every thing ^{Matter,} that has length, breadth, and thickness, and ^{what.} resists the touch.

The inherent properties of matter are solidity, ^{Its pro-} inactivity, mobility, and divisibility. ^{perties.}

The *solidity* of matter arises from its having ^{Solidity.} length, breadth, thickness; and hence it is that all bodies are comprehended under some shape or other, and that each particular body hinders all others from occupying the same part of space which it possesseth. Thus, if a piece of wood or metal be squeezed ever so hard between two plates, they cannot be brought into contact. And even water or air has this property; for if a small quantity of it be fixed between any other ^{bodies,}

bodies, they cannot be brought to touch one another.

Inactivity. A second property of matter is *inactivity*, or *passiveness*; by which it always endeavours to continue in the state that it is in, whether of rest or motion. And therefore, if one body contains twice or thrice as much matter as another body does, it will have twice or thrice as much inactivity; that is, it will require twice or thrice as much force to give it an equal degree of motion, or to stop it after it hath been put into such a motion.

That matter can never put itself into motion is allowed by all men. For they see that a stone, lying on the plane surface of the earth, never removes itself from that place, nor does any one imagine it ever can. But most people are apt to believe that all matter has a propensity to fall from a state of motion into a state of rest; because they see that if a stone or a cannon-ball be put into ever so violent a motion, it soon stops; not considering that this stoppage is caused, 1. By the gravity or weight of the body, which sinks it to the ground in spite of the impulse; and, 2. By the resistance of the air through which it moves, and by which its velocity is retarded every moment till it falls.

A bowl moves but a short way upon a bowling-green; because the roughness and unevenness of the grassy surface soon creates friction enough to stop it. But if the green were perfectly level, and covered with polished glass, and the bowl were perfectly hard, round, and smooth, it would go a great way farther; as it would have nothing but the air to resist it; if then the air were taken away, the bowl would go on without any friction, and consequently without any

any diminution of the velocity it had at setting out: and therefore, if the green were extended quite around the earth, the bowl would go on, round and round the earth, for ever.

If the bowl were carried several miles above the earth, and there projected in a horizontal direction, with such a velocity as would make it move more than a semidiameter of the earth, in the time it would take to fall to the earth by gravity; in that case, and if there were no resisting medium in the way, the bowl would not fall to the earth at all; but would continue to circulate round it, keeping always in the same tract, and returning to the same point from which it was projected, with the same velocity as at first. In this manner the moon goes round the earth, although she be as unactive and dead as any stone upon it.

The third property of matter is *mobility*; for Mobility. we find that all matter is capable of being moved, if a sufficient degree of force be applied to overcome its inactivity or resistance.

The fourth property of matter is *divisibility*, Divisibility. of which there can be no end. For, since matter can never be annihilated by cutting or breaking, we can never imagine it to be cut into such small particles, but that if one of them be laid on a table, the uppermost side of it will be further from the table than the undermost side. Moreover, it would be absurd to say that the greatest mountain on earth has more halves, quarters, or tenth parts, than the smallest particle of matter has.

We have many surprising instances of the smallness to which matter can be divided by art: of which the two following are very remarkable.

1. If a pound of silver be melted with a single grain of gold, the gold will be equally diffused through the whole silver; so that taking one grain from any part of the mass (in which there can be no more than the 5760th part of a grain of gold) and dissolving it in *aqua fortis*, the gold will fall to the bottom.

2. The gold-beaters can extend a grain of gold into a leaf containing 50 square inches; and this leaf may be divided into 500000 visible parts. For an inch in length can be divided into 100 parts, every one of which will be visible to the bare eye: consequently a square inch can be divided into 10000 parts, and 50 square inches into 500000. And if one of these parts be viewed with a microscope that magnifies the diameter of an object only 10 times, it will magnify the area 100 times; and then the 100th part of a 500000th part of a grain (that is, the 50 millionth part) will be visible. Such leaves are commonly used in gilding; and they are so very thin, that if 124500 of them were laid upon one another, and pressed together, they would not exceed one inch in thickness.

Yet all this is nothing in comparison of the lengths that nature goes in the division of matter. For Mr. *Leeuwenhoek* tells us, that there are more animals in the milt of a single cod-fish, than there are men upon the whole earth: and that, by comparing these animals in a microscope with grains of common sand, it appeared that one single grain is bigger than four millions of them. Now each animal must have a heart, arteries, veins, muscles, and nerves, otherwise they could neither live nor move. How inconceivably small then must the particles of their blood be, to circulate through the smallest rami-

fications


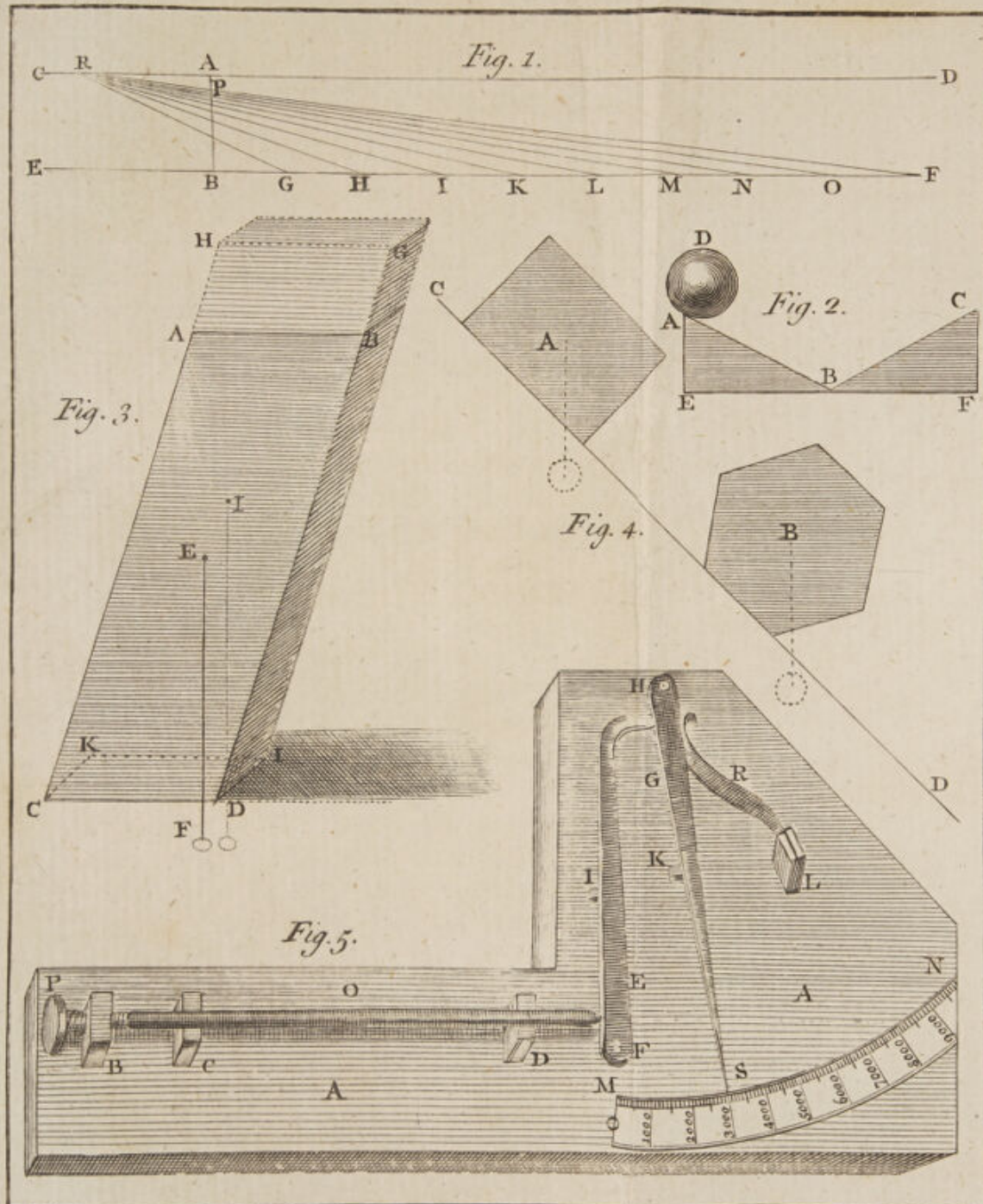


PLATE I.



fications and joinings of their arteries and veins? It has been found by calculation, that a particle of their blood must be as much smaller than a globe of the tenth part of an inch in diameter, as that globe is smaller than the whole earth; and yet, if these particles be compared with the particles of light, they will be found to exceed them as much in bulk as mountains do single grains of sand. For, the force of any body striking against an obstacle is directly in proportion to its quantity of matter multiplied into its velocity: and since the velocity of the particles of light is demonstrated to be at least a million times greater than the velocity of a cannon-ball, it is plain, that if a million of these particles were as big as a single grain of sand, we durst no more open our eyes to the light, than we durst expose them to sand shot point-blank from a cannon.

That matter is infinitely divisible, in a mathematical sense, is easy to be demonstrated. For, let AB be the length of a particle to be divided; and let it be touched at opposite ends by the parallel lines CD and EF , which, suppose to be infinitely extended beyond D and F . Set off the equal divisions BG , GH , HI , &c. on the line EF , towards the right hand from B ; and take a point, as at R , any where toward the left hand from A , in the line CD : Then, from this point, draw the right lines RG , RH , RI , &c. each of which will cut off a part from the particle AB . But after any finite number of such lines are drawn, there will still remain a part, as AP , at the top of the particle, which can never be cut off: because the lines DR and EF being parallel, no line can ever be drawn from the point R to any point of the line EF that will

Plate I.

Fig. 1.

The infinite divisibility of matter proved.

coincide with the line *R D*. Therefore the particle *AB* contains more than any finite number of parts.

Attraction.

A fifth property of matter is *attraction*, which seems rather to be infused than inherent. Of this there are four kinds, viz. *cohesion*, *gravitation*, *magnetism*, and *electricity*.

Cohesion.

The *attraction of cohesion* is that by which the small parts of matter are made to stick and cohere together. Of this we have several instances, some of which follow.

1. If a small glass tube, open at both ends, be dipt in water, the water will rise up in the tube to a considerable height above its level in the basin: which must be owing to the attraction of a ring of particles of the glass all around in the tube, immediately above those to which the water at any instant rises. And when it has risen so high, that the weight of the column balances the attraction of the tube, it rises no higher. This can be no ways owing to the pressure of the air upon the water in the basin; for, as the tube is open at top, it is full of air above the water, which will press as much upon the water in the tube as the neighbouring air does upon any column of an equal diameter in the basin. Besides, if the same experiment be made in an exhausted receiver of the air-pump, there will be found no difference.

2. A piece of loaf-sugar will draw up a fluid, and a sponge will draw in water: and on the same principle sap ascends in trees.

3. If two drops of quicksilver be placed near each other, they will run together and become one large drop.

4. If two pieces of lead be scraped clean, and pressed together with a twist, they will attract each

each other so strongly, as to require a force much greater than their own weight to separate them. And this cannot be owing to the pressure of the air, for the same thing will hold in an exhausted receiver.

5. If two polished plates of marble or brass be put together, with a little oil between them to fill up the pores in their surfaces, and prevent the lodgement of any air; they will cohere so strongly, even if suspended in an exhausted receiver, that the weight of the lower plate will not be able to separate it from the upper one. In putting these plates together, the one should be rubbed upon the other, as a joiner does two pieces of wood when he glues them.

6. If two pieces of cork, equal in weight, be put near each other in a basin of water, they will move equally fast toward each other with an accelerated motion, until they meet: and then, if either of them be moved, it will draw the other after it. If two corks of unequal weights be placed near each other, they will approach with accelerated velocities inversely proportionate to their weights: that is, the lighter cork will move as much faster than the heavier, as the heavier exceeds the lighter in weight. This shews that the attraction of each cork is in direct proportion to its weight or quantity of matter.

This kind of attraction reaches but to a very small distance; for, if two drops of quicksilver be rolled in dust, they will not run together, because the particles of dust keep them out of the sphere of each other's attraction.

Where the sphere of attraction ends, a *repulsive force* begins; thus, water repels most bodies ^{Repulsion.} till they are wet; and hence it is, that a small

needle, if dry, swims upon water; and flies walk upon it without wetting their feet.

The repelling force of the particles of a fluid is but small; and therefore, if a fluid be divided, it easily unites again. But if glass, or any other hard substance, be broke into small parts, they cannot be made to stick together again without being first wetted: the repulsion being too great to admit of a re-union.

The repelling force between water and oil is so great, that we find it almost impossible to mix them so, as not to separate again. If a ball of light wood be dipt in oil, and then put into water, the water will recede so as to form a channel of some depth all around the ball.

The repulsive force of the particles of air is so great, that they can never be brought so near together by condensation as to make them stick or cohere. Hence it is, that when the weight of the incumbent atmosphere is taken off from any small quantity of air, that quantity will diffuse itself so as to occupy (in comparison) an infinitely greater portion of space than it did before.

Gravitation.

Attraction of gravitation is that power by which distant bodies tend towards one another. Of this we have daily instances in the falling of bodies to the earth. By this power in the earth it is, that bodies, on whatever side, fall in lines perpendicular to its surface; and consequently, on opposite sides, they fall in opposite directions; all towards the center, where the force of gravity is as it were accumulated: and by this power it is, that bodies on the earth's surface are kept to it on all sides, so that they cannot fall from it. And as it acts upon all bodies in proportion to their respective quantities of matter, without any regard to their bulks or figures,

figures, it accordingly constitutes their weight. Hence,

If two bodies which contain equal quantities of matter, were placed at ever so great a distance from one another, and then left at liberty in free space; if there were no other bodies in the universe to affect them, they would fall equally swift towards one another by the power of gravity, with velocities accelerated as they approached each other; and would meet in a point which was half way between them at first. Or, if two bodies, containing unequal quantities of matter, were placed at any distance, and left in the same manner at liberty, they would fall towards one another with velocities which would be in an inverse proportion to their respective quantities of matter; and moving faster and faster in their mutual approach, would at last meet in a point as much nearer to the place from which the heavier body began to fall, than to the place from which the lighter body began to fall, as the quantity of matter in the former exceeded that in the latter.

All bodies that we know of have gravity or weight. For, that there is no such thing as positive levity, even in smoke, vapours, and fumes, is demonstrable by experiments on the air-pump; which shews, that although the smoke of a candle ascends to the top of a tall receiver when full of air, yet, upon the air's being exhausted out of the receiver, the smoke falls down to the bottom of it. So, if a piece of wood be immersed in a jar of water, the wood will rise to the top of the water, because it has a less degree of weight than its bulk of water has: but if the jar be emptied of water, the wood falls to the bottom.

Gravity
demon-
strated to
be as the
quantity
of matter
in bodies.

As every particle of matter has its proper gravity, the effect of the whole must be in proportion to the number of the attracting particles; that is, as the quantity of matter in the whole body. This is demonstrable by experiments on pendulums; for, if they are of equal lengths, whatever their weights be, they vibrate in equal times. Now it is plain, that if one be double or triple the weight of another, it must require a double or triple power of gravity to make it move with the same celerity: just as it would require a double or triple force to project a bullet of twenty or thirty pound weight with the same degree of swiftness that a bullet of ten pounds would require. Hence it is evident, that the power or force of gravity is always proportional to the quantity of matter in bodies, whatever their bulks or figures are.

It de-
creases as
the square
of the
distance
increases.

Gravity also, like all other virtues or emanations which proceed or issue from a center, decreases as the distance multiplied by itself increases: that is, a body at twice the distance of another, attracts with only a fourth part of the force; at thrice the distance, with a ninth part; at four times the distance, with a sixteenth part; and so on. This too is confirmed by comparing the distance which the moon falls in a minute, from a right line touching her orbit, with the distance through which heavy bodies near the earth fall in that time. And also by comparing the forces which retain Jupiter's moons in their orbits, with their respective distances from Jupiter. These forces will be explained in the next lecture.

The velocity which bodies near the earth acquire in descending freely by the force of gravity, is proportional to the times of their descent.

For,

For, as the power of gravity does not consist in a single impulse, but is always operating in a constant and uniform manner, it must produce equal effects in equal times; and consequently in a double or triple time, a double or triple effect. And so, by acting uniformly on the body, must accelerate its motion proportionably to the time of its descent.

To be a little more particular on this subject, let us suppose that a body begins to move with a celerity constantly and gradually increasing, in such a manner, as would carry it through a mile in a minute; at the end of this space it will have acquired such a degree of celerity, as is sufficient to carry it two miles the next minute, though it should then receive no new impulse from the cause by which its motion had been accelerated: but if the same accelerating cause continues, it will carry the body a mile farther; on which account, it will have run through four miles at the end of two minutes; and then it will have acquired such a degree of celerity as is sufficient to carry it through a double space in as much more time, or eight miles in two minutes, even though the accelerating force should act upon it no more. But this force still continuing to operate in an uniform manner, will again, in an equal time, produce an equal effect; and so, by carrying it a mile further, cause it to move through five miles the third minute: for, the celerity already acquired, and the celerity still acquiring, will have each its compleat effect. Hence we learn, that if the body should move one mile the first minute, it would move three miles the second, five the third, seven the fourth, nine the fifth, and so on in proportion.

And

And thus it appears, that the spaces described in successive equal parts of time, by an uniformly accelerated motion, are always as the odd numbers 1, 3, 5, 7, 9, &c. and consequently, the whole spaces are as the squares of the times, or of the last acquired velocities. For, the continued addition of the odd numbers yields the squares of all numbers from unity upwards. Thus, 1 is the first odd number, and the square of 1 is 1; 3 is the second odd number, and this added to 1 makes 4, the square of 2; 5 is the third odd number, which added to 4 makes 9, the square of 3; and so on for ever. Since, therefore, the times and velocities proceed evenly and constantly as 1, 2, 3, 4, &c. but the spaces described in each equal times are as 1, 3, 5, 7, &c. it is evident that the space described

In 1 minute will be - - - $1 = \text{square of } 1$
 In 2 minutes - - $1 + 3 = 4 = \text{square of } 2$
 In 3 minutes - $1 + 3 + 5 = 9 = \text{square of } 3$
 In 4 minutes $1 + 3 + 5 + 7 = 16 = \text{square of } 4, \&c.$

N. B. The character $+$ signifies *more*, and
 $=$ *equal*.

The descending velocity will give a power of equal ascent.

Fig. 2.

As heavy bodies are uniformly accelerated by the power of gravity in their descent, it is plain that they must be uniformly retarded by the same power in their ascent. Therefore, the velocity which a body acquires by falling, is sufficient to carry it up again to the same height from whence it fell: allowance being made for the resistance of the air, or other medium in which the body is moved. Thus, the body *D* in rolling down the inclined plane *AB* will acquire such a velocity by the time it arrives at *B*, as

B, as will carry it up the inclined plane *BC*, almost to *C*; and would carry it quite up to *C*, if the body and plane were perfectly smooth, and the air gave no resistance.—So, if a pendulum were put into motion in a space quite free of air, and all other resistance, and had no friction on the point of suspension, it would move for ever: for the velocity it had acquired in falling through the descending part of the arc, would be still sufficient to carry it equally high in the ascending part thereof.

The *center of gravity* is that point of a body in which the whole force of its gravity or weight is united. Therefore, whatever supports that point bears the weight of the whole body: and whilst it is supported, the body cannot fall; because all its parts are in a perfect equilibrium about that point. The center of gravity,

An imaginary line drawn from the center of gravity of any body towards the center of the earth, is called the *line of direction*. In this line all heavy bodies descend, if not obstructed. and line of direction.

Since the whole weight of a body is united in its center of gravity, as that center ascends or descends, we must look upon the whole body to do so too. But as it is contrary to the nature of heavy bodies to ascend of their own accord, or not to descend when they are permitted; we may be sure that, unless the center of gravity be supported, the whole body will tumble or fall. Hence it is, that bodies stand upon their bases when the line of direction falls within the base; for in this case the body cannot be made to fall without first raising the center of gravity higher than it was before. Thus, the inclining body *ABCD*, whose center of gravity is *E*, stands firmly on its base *CDIK*, because the line of Fig. 3.

of direction EF falls within the base. But if a weight, as $ABGH$, be laid upon the top of the body, the center of gravity of the whole body and weight together is raised up to I ; and then, as the line of direction ID falls without the base at D , the center of gravity I is not supported; and the whole body and weight tumble down together.

Hence appears the absurdity of people's rising hastily in a coach or boat when it is likely to upset: for, by that means they raise the center of gravity so far as to endanger throwing it quite out of the base; and if they do, they upset the vehicle effectually. Whereas, had they clapt down to the bottom, they would have brought the line of direction, and consequently the center of gravity, farther within the base, and by that means might have saved themselves.

The broader the base is, and the nearer the line of direction is to the middle or center of it, the more firmly does the body stand. On the contrary, the narrower the base, and the nearer the line of direction is to the side of it, the more easily may the body be overthrown a less change of position being sufficient to remove the line of direction out of the base in the latter case than in the former. And hence it is, that a sphere is so easily rolled upon a horizontal plane; and that it is so difficult, if not impossible, to make things which are sharp-pointed to stand upright on the point.—From what hath been said, it plainly appears that if the plane be inclined on which the heavy body is placed, the body will slide down upon the plane whilst the line of direction falls within the base; but it will tumble or roll down when that line falls without

the base. Thus, the body *A* will only slide Fig. 4.
down the inclined plane *CD*, whilst the body *B*
rolls down upon it.

When the line of direction falls within the
base of our feet, we stand; and most firmly when
it is in the middle: but when it is out of that
base, we immediately fall. And it is not only
pleasing, but even surprizing, to reflect upon
the various and unthought-of methods and pos-
tures which we use to retain this position, or to
recover it when it is lost. For this purpose we
bend our body forward when we rise from a
chair, or when we go up stairs: and for this
purpose a man leans forward when he carries a
burden on his back, and backward when he car-
ries it on his breast; and to the right or left side
as he carries it on the opposite side. A thou-
sand more instances might be added.

The quantity of matter in all bodies is in ex-
act proportion to their weights, bulk for bulk.
Therefore, heavy bodies are as much more
dense or compact than light bodies of the same
bulk, as they exceed them in weight.

All bodies are full of pores, or spaces void of matter: and in gold, which is the heaviest of all known bodies, there is perhaps a greater quantity of space than of matter. For the particles of heat and magnetism find an easy passage through the pores of gold; and even water itself has been forced through them. Besides, if we consider how easily the rays of light pass through so solid a body as glass, in all manner of directions, we shall find reason to believe that bodies are much more porous than is generally imagined.

All bodies are some way or other affected by heat; and all metallic bodies are expanded in length, <sup>The ex-
pansion of
metals.</sup>

length, breadth, and thickness thereby.—The proportion of the expansion of several metals, according to the best experiments I have been able to make with my pyrometer, is nearly thus: Iron and steel as 3, copper 4 and an half, brass 5, tin 6, lead 7. An iron rod 3 feet long is about one 70th part of an inch longer in summer than in winter.

The pyrometer.

The pyrometer here mentioned being (for aught I know) of a new construction, a description of it may perhaps be agreeable to the reader.

Fig. 5.

AA is a flat piece of mahogany, in which are fixed four brass studs *B, C, D, L*; and two pins, one at *F* and the other at *H*. On the pin *F* turns the crooked index *E I*, and upon the pin *H* the straight index *G K*, against which a piece of watch-spring *R* bears gently, and so presses it towards the beginning of the scale *MN*, over which the point of that index moves. This scale is divided into inches and tenth parts of an inch: the first inch is marked 1000, the second 2000, and so on. A bar of metal *O* is laid into notches in the top of the studs *C* and *D*; one end of the bar bearing against the adjusting screw *P*, and the other end against the crooked index *E I*, at a 20th part of its length from its center of motion *F*.—Now it is plain, that however much the bar *O* lengthens, it will move that part of the index *E I*, against which it bears, just as far: but the crooked end of the same index, near *H*, being 20 times as far from the center of motion *F* as the point is against which the bar bears, it will move 20 times as far as the bar lengthens. And as this crooked end bears against the index *G K* at only a 20th part of the whole length *GS* from its center of motion

motion *H*, the point *S* will move through 20 times the space that the point of bearing near *H* does. Hence, as 20 multiplied by 20 produces 400, it is evident that if the bar lengthens but a 400th part of an inch, the point *S* will move a whole inch on the scale; and as every inch is divided into 10 equal parts, if the bar lengthens but the 10th part of the 400th part of an inch, which is only the 4000th part of an inch, the point *S* will move the tenth part of an inch, which is very perceptible.

To find how much a bar lengthens by heat, first lay it cold into the notches of the studs, and turn the adjusting screw *P* until the spring *R* brings the point *S* of the index *GK* to the beginning of the divisions of the scale at *M*: then, without altering the screw any farther, take off the bar and rub it with a dry woollen cloth till it feels warm; and then, laying it on where it was, observe how far it pushes the point *S* upon the scale by means of the crooked index *EI*; and the point *S* will shew exactly how much the bar has lengthened by the heat of rubbing. As the bar cools, the spring *R* bearing against the index *KG*, will cause its point *S* to move gradually back towards *M* in the scale: and when the bar is quite cold, the index will rest at *M*, where it was before the bar was made warm by rubbing. The indexes have small rollers under them at *I* and *K*; which, by turning round on the smooth wood as the indexes move, make their motions the easier, by taking off a great part of the friction, which would otherwise be on the pins *F* and *H*, and of the points of the indexes themselves on the wood.

Besides the universal properties above mentioned, there are bodies which have properties
Magnetism.
pecu-

peculiar to themselves: such as the loadstone, in which the most remarkable are these: 1. It attracts iron and steel only. 2. It constantly turns one of its sides to the north and another to the south, when suspended by a thread that does not twist. 3. It communicates all its properties to a piece of steel when rubbed upon it, without losing any itself.

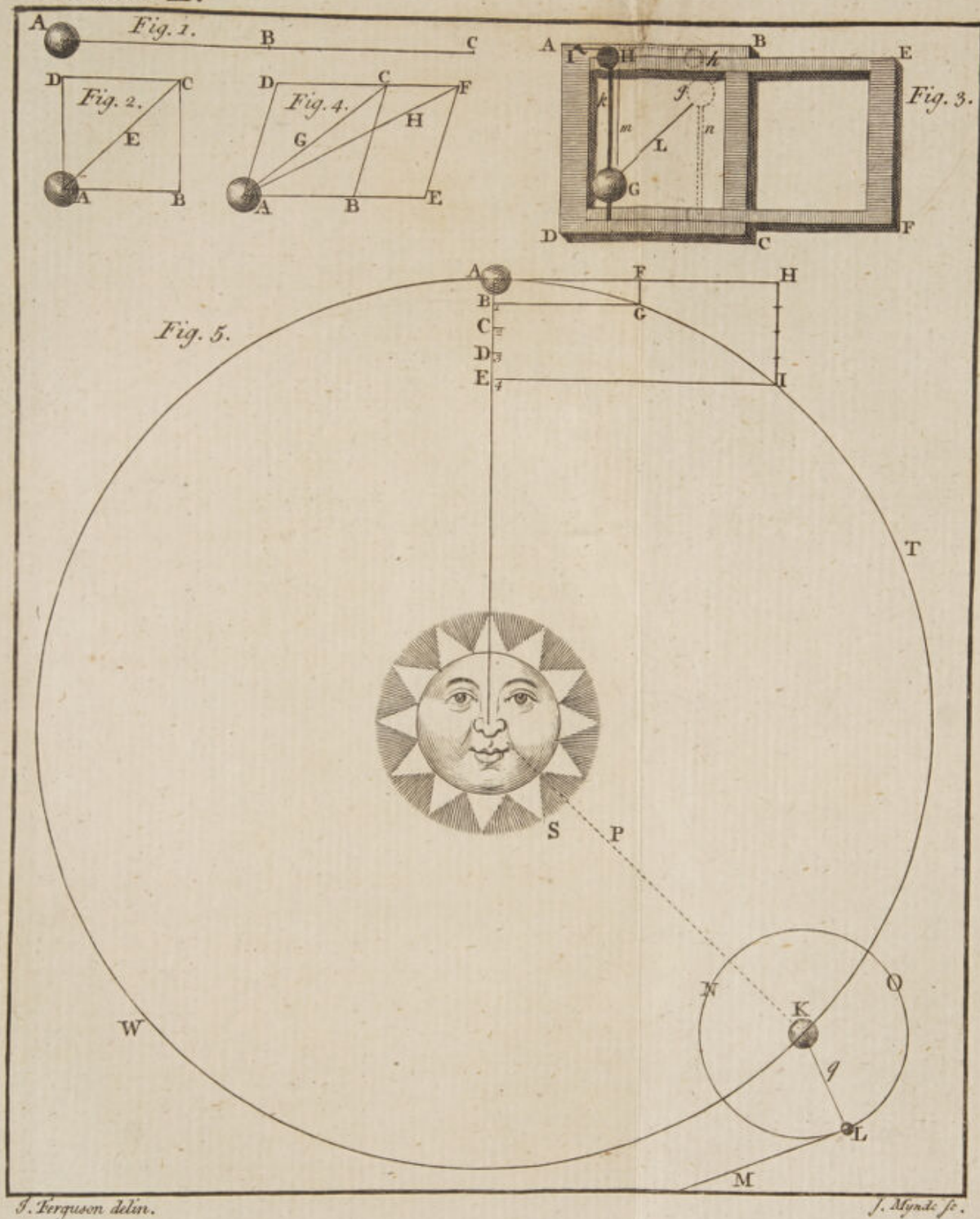
According to Dr. *Helfham's* experiments, the attraction of the loadstone decreases as the square of the distance increases. Thus, if a loadstone be suspended at one end of a balance, and counterpoised by weights at the other end, and a flat piece of iron be placed beneath it, at the distance of four tenths of an inch, the stone will immediately descend and adhere to the iron. But if the stone be again removed to the same distance, and as many grains be put into the scale at the other end as will exactly counterbalance the attraction, then, if the iron be brought twice as near the stone as before, that is, only two tenth parts of an inch from it, there must be four times as many grains put into the scale as before, in order to be a just counterbalance to the attractive force, or to hinder the stone from descending and adhering to the iron. So, if four grains will do in the former case, there must be sixteen in the latter. But from some later experiments, made with the greatest accuracy, it is found that the force of magnetism decreases in a ratio between the reciprocal of the square and the reciprocal of the cube of the distance; approaching to the one or the other, as the magnitudes of the attracting bodies are varied.

Electri-
city.

Several bodies, particularly amber, glass, jet, sealing-wax, agate, and almost all precious stones, have a peculiar property of attracting
and



PLATE II.



J. Ferguson delin.

J. Mynde sc.

and repelling light bodies when heated by rubbing. This is called *electrical attraction*, in which the chief things to be observed are, 1. If a glass tube about an inch and a half diameter, and two or three feet long, be heated by rubbing, it will alternately attract and repel all light bodies when held near them. 2. It does not attract by being heated without rubbing. 3. Any light body being once repelled by the tube, will never be attracted again till it has touched some other body. 4. If the tube be rubbed by a moist hand, or any thing that is wet, it totally destroys the electricity. 5. Any body, except air, being interposed, stops the electricity. 6. The tube attracts stronger when rubbed over with bees-wax, and then with a dry woollen cloth. 7. When it is well rubbed, if a finger be brought near it, at about the distance of half an inch, the effluvia will snap against the finger, and make a little crackling noise; and if this be performed in a dark place, there will appear a little flash of light.

LECT. II.

Of central Forces.

WE have already mentioned it as a necessary consequence arising from the deadness or inactivity of matter, that all bodies endeavour to continue in the state they are in, whether of rest or motion. If the body *A* were placed in any part of free space, and nothing either draws or impels it any way, it would for ever remain in that part of space, because it could have no tendency of itself to remove any way from thence. If it receives a single impulse

Motion or
rest equal-
ly indiffe-
rent to all
bodies.
Plate II.
Fig. 1.

pulse any way, as suppose from *A* towards *B*, it will go on in that direction; for, of itself, it could never swerve from a right line, nor stop its course.—When it has gone through the space *AB*, and met with no resistance, its velocity will be the same at *B* as it was at *A*: and this velocity, in as much more time, will carry it through as much more space, from *B* to *C*; and so on for ever. Therefore, when we see a body in motion, we conclude that some other substance must have given it that motion; and when we see a body fall from motion to rest, we conclude that some other body or cause stopt it.

All motion naturally rectilinear.

As all motion is naturally rectilinear, it appears, that a bullet projected by the hand, or shot from a cannon, would for ever continue to move in the same direction it received at first, if no other power diverted its course. Therefore, when we see a body move in a curve of any kind whatever, we conclude it must be acted upon by two powers at least; one putting it in motion, and another drawing it off from the rectilinear course it would otherwise have continued to move in: and whenever that power, which bent the motion of the body from a straight line into a curve, ceases to act, the body will again move on in a strait line touching that point of the curve in which it was when the action of that power ceased. For example, a pebble moved round in a sling ever so long a time, will fly off the moment it is set at liberty, by slipping one end of the sling-cord: and will go on in a line touching the circle it described before: which line would actually be a straight one, if the earth's attraction did not affect the pebble, and bring it down to the ground. This shews that the natural tendency of the pebble, when put

into motion, is to continue moving in a straight line, although by the force that moves the sling it be made to revolve in a circle.

The change of motion produced is in proportion to the force impressed: for the effects of natural causes are always proportionate to the force or power of those causes. The effects of combined forces.

By these laws it is easy to prove that a body will describe the diagonal of a square or parallelogram, by two forces conjoined, in the same time that it would describe either of the sides, by one force singly. Thus, suppose the body *A* to represent a ship at sea; and that it is driven by the wind, in the right line *AB*, with such a force as would carry it uniformly from *A* to *B* in a minute: then, suppose a stream or current of water running in the direction *AD*, with such a force as would carry the ship through an equal space from *A* to *D* in a minute. By these two forces, acting together at right angles to each other, the ship will describe the line *AEC* in a minute: which line (because the forces are equal and perpendicular to each other) will be the diagonal of an exact square. To confirm this law by an experiment, let there be a wooden square *ABCD* so contrived, as to have the part *BEFC* made to draw out or push into the square at pleasure. To this part let the pulley *H* be joined, so as to turn freely on an axis, which will be at *H* when the piece is pushed in, and at *b* when it is drawn out. To this part let the ends of a straight wire *k* be fixed, so as to move along with it, under the pulley; and let the ball *G* be made to slide easily on the wire. A thread *m* is fixed to this ball, and goes over the pulley to *I*; by this thread the ball may be drawn up on the wire, parallel to the side *AD*, when the

Fig. 2.

Fig. 3.

part $BEFC$ is pushed as far as it will go into the square. But, if this part be drawn out, it will carry the ball along with it, parallel to the bottom of the square DC . By this means, the ball G may either be drawn perpendicularly upward by pulling the thread m , or moved horizontally along by pulling out the part $BEFC$, in equal times, and through equal spaces; each power acting equally and separately upon it. But if, when the ball is at G , the upper end of the thread be tied to the pin I , in the corner A of the fixed square, and the moveable part $BEFG$ be drawn out, the ball will then be acted upon by both the powers together: for it will be drawn up by the thread towards the top of the square, and at the same time carried with its wire k towards the right hand BC , moving all the while in the diagonal line L ; and will be found at g when the sliding part is drawn out as far as it was before; which then will have caused the thread to draw up the ball to the top of the inside of the square, just as high as it was before, when drawn up singly by the thread without moving the sliding part.

Fig. 4.

If the acting forces are equal, but at oblique angles to each other, so will the sides of the parallelogram be: and the diagonal run through by the moving body will be longer or shorter, according as the obliquity is greater or smaller. Thus, if two equal forces act conjointly upon the body A , one having a tendency to move it through the space AB in the same time that the other has a tendency to move it through an equal space AD ; it will describe the diagonal AGC in the same time that either of the single forces would have caused it to describe either of the sides. If one of the forces be greater than the other,

Unable to display this page

to revolve about S in the circle ATW ; in the same manner, and by the same law, that a pebble is moved round in a sling. And if, when the body is in any part of its orbit (as suppose at K) a smaller body as L , within the sphere of attraction of the body K , be projected in the right line LM , with a force duly adjusted, and perpendicular to the line of attraction LK ; then, the small body L will revolve about the large body K in the orbit NO , and accompany it in its whole course round the yet larger body S . But then, the body K will no longer move in the circle ATW ; for that circle will now be described by the common center of gravity between K and L . Nay, even the great body S will not keep in the center; for it will be the common center of gravity between all the three bodies S , K , and L , that will remain immovable there. So, if we suppose S and K connected by a wire P that has no weight, and K and L connected by a wire q that has no weight, the common center of gravity of all these three bodies will be a point in the wire P near S ; which point being supported, the bodies will be all in *equilibrio* as they move round it. Though indeed, strictly speaking, the common center of gravity of all the three bodies will not be in the wire P but when these bodies are all in a right line. Here, S may represent the sun, K the earth, and L the moon.

In order to form an idea of the curves described by two bodies revolving about their common center of gravity, whilst they themselves with a third body are in motion round the common center of gravity of all the three; let us first suppose E to be the sun, and e the earth going round him without any moon; and their


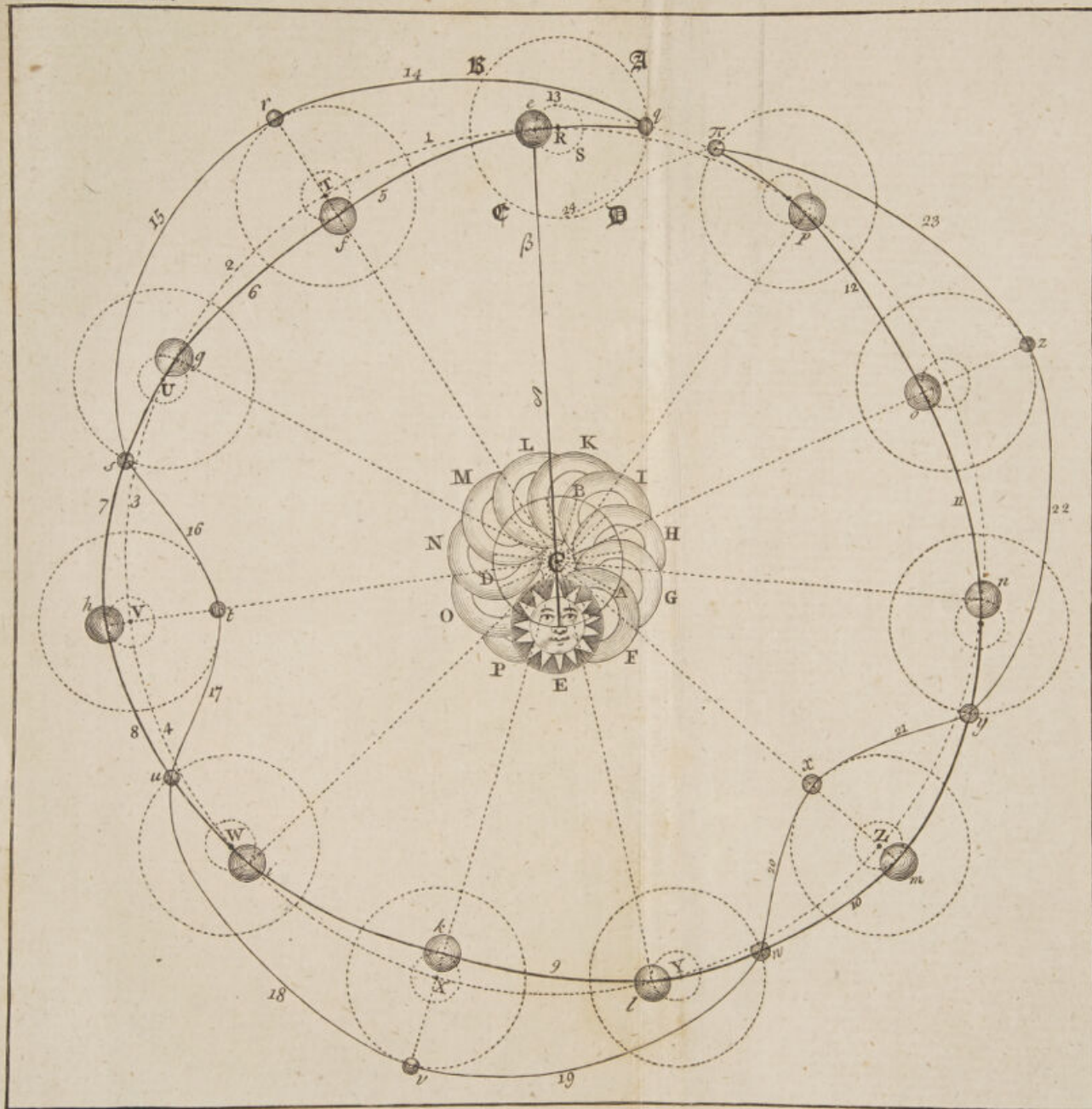


PLATE III.



J. Ferguson delin.

J. Mynde sc.

their moving forces regulated as above. In this case, whilst the earth goes round the sun in the dotted circle $RTUWX$, &c. the sun will go round the circle ABD , whose center C is the common center of gravity between the sun and earth: the right line $\beta\delta$ representing the mutual attraction between them, by which they are as firmly connected as if they were fixed at the two ends of an iron bar strong enough to hold them. So, when the earth is at e , the sun will be at E ; when the earth is at T , the sun will be at F ; and when the earth is at g , the sun will be at G , &c.

The curves described by bodies revolving about their common center of gravity.

Now, let us take in the moon q (at the top of the figure) and suppose the earth to have no progressive motion about the sun; in which case, whilst the moon revolves about the earth in her orbit $ABC D$, the earth will revolve in the circle $S I 3$, whose center R is the common center of gravity of the earth and moon; they being connected by the mutual attraction between them in the same manner as the earth and sun are.


But the truth is, that whilst the moon revolves about the earth, the earth is in motion about the sun: and now, the moon will cause the earth to describe an irregular curve, and not a true circle, round the sun; it being the common center of gravity of the earth and moon that will then describe the same circle which the earth would have moved in, if it had not been attended by a moon. For, supposing the moon to describe a quarter of her progressive orbit about the earth in the time that the earth moves from e to f ; it is plain, that when the earth comes to f , the moon will be found at r ; in which time, their common center of gravity

will have described the dotted arc $R\ 1\ T$, the earth the curve $R\ 5\ f$, and the moon the curve $q\ 14\ r$. In the time that the moon describes another quarter of her orbit, the center of gravity of the earth and moon will describe the dotted arc $T\ 2\ U$, the earth the curve $f\ 6\ g$, the moon the curve $r\ 15\ s$, and so on—And thus, whilst the moon goes once round the earth in her progressive orbit, their common center of gravity describes the regular portion of a circle $R\ 1\ T\ 2\ U\ 3\ V\ 4\ W$, the earth the irregular curve $R\ 5\ f\ 6\ g\ 7\ h\ 8\ i$, and the moon the yet more irregular curve $q\ 14\ r\ 15\ s\ 16\ t\ 17\ u$; and then, the same kind of tracks over again.

The center of gravity of the earth and moon is 6000 miles from the earth's center towards the moon; therefore the circle $S\ 13$ which the earth describes round that center of gravity (in every course of the moon round her orbit) is 12000 miles in diameter. Consequently the earth is 12,000 miles nearer the sun at the time of full moon than at the time of new. [See the earth at f and at h .]

To avoid confusion in so small a figure, we have supposed the moon to go only twice and a half round the earth, in the time that the earth goes once round the sun: it being impossible to take in all the revolutions which she makes in a year, and to give a true figure of her path, unless we should make the semidiameter of the earth's orbit at least 95 inches; and then, the proportional semidiameter of the moon's orbit would be only a quarter of an inch.—For a true figure of the moon's path, I refer the reader to my *Treatise of Astronomy*.

If the moon made any complete number of revolutions about the earth in the time that the
earth



Unable to display this page

earth makes one revolution about the sun, the paths of the sun and moon would return into themselves at the end of every year; and so be the same over again: but they return not into themselves in less than 19 years nearly; in which time, the earth makes nearly 19 revolutions about the sun, and the moon 235 about the earth.

If the planet A be attracted towards the sun, Plate II. Fig. 5. with such a force as would make it fall from A to B , in the time that the projectile impulse would have carried it from A to F , it will describe the arc AG by the combined action of these forces, in the same time that the former would have caused it to fall from A to B , or the latter have carried it from A to F . But, if the projectile force had been twice as great, that is, such as A double projectile force balances a quadruple power of gravity. would have carried the planet from A to H , in the same time that now, by the supposition, it carries it only from A to F ; the sun's attraction must then have been four times as strong as formerly, to have kept the planet in the circle ATW ; that is, it must have been such as would have caused the planet to fall from A to E , which is four times the distance of A from B , in the time that the projectile force singly would have carried it from A to H , which is only twice the distance of A from F *. Thus, a double projectile force will balance a quadruple power of gravity in the same circle; as appears plain by the figure, and shall soon be confirmed by an experiment.

The whirling-table is a machine contrived for Plate IV. Fig. 1. shewing experiments of this nature. AA is a strong frame of wood, B a winch or handle

* Here the arcs AG , AI must be supposed to be very small; otherwise AE , which is equal to HI , will be more than quadruple to AB , which is equal to FG .

fixed

The
whirling-
table de-
scribed.

fixed on the axis *C* of the wheel *D*, round which is the catgut string *F*, which also goes round the small wheels *G* and *K*, crossing between them and the great wheel *D*. On the upper end of the axis of the wheel *G*, above the frame, is fixed the round board *d*, to which the bearer *MSX* may be fastened occasionally, and removed when it is not wanted. On the axis of the wheel *H* is fixed the bearer *NTZ*: and it is easy to see that when the winch *B* is turned, the wheels and bearers are put into a whirling motion.

Each bearer has two wires, *W*, *X*, and *Y*, *Z*, fixed and screwed tight into them at the ends by nuts on the outside. And when these nuts are unscrewed, the wires may be drawn out in order to change the balls *U* and *V*, which slide upon the wires by means of brass loops fixed into the balls, which keep the balls up from touching the wood below them. A strong silk line goes through each ball, and is fixed to it at any length from the center of the bearer to its end, as occasion requires, by a nut-screw at the top of the ball; the shank of the screw goes into the center of the ball, and presses the line against the under side of the hole that it goes through. —The line goes from the ball, and under a small pulley fixt in the middle of the bearer; then up through a socket in the round plate (see *S* and *T*) in the middle of each bearer; then through a slit in the middle of the square top (*O* and *P*) of each tower, and going over a small pulley on the top, comes down again the same way, and is at last fastened to the upper end of the socket fixt in the middle of the above-mentioned round plate. These plates *S* and *T* have each four round holes near their edges for letting them slide

slide up and down upon the wires which make the corners of each tower. The balls and plates being thus connected, each by its particular line, it is plain that if the balls be drawn outward, or towards the ends *M* and *N* of their respective bearers, the round plates *S* and *T* will be drawn up to the top of their respective towers *O* and *P*.

There are several brass weights, some of two ounces, some of three, and some of four, to be occasionally put within the towers *O* and *P*, upon the round plates *S* and *T*: each weight having a round hole in the middle of it, for going upon the sockets or axes of the plates, and is slit from the edge to the hole, for allowing it to be slipped over the foresaid line which comes from each ball to its respective plate. (See Fig. 2.)

The experiments to be made by this machine are as follows:

1. Take away the bearer *MX*, and take the ivory ball *a*, to which the line or silk cord *b* is fastened at one end; and having made a loop on the other end of the cord, put the loop over a pin fixt in the center of the board *d*. Then, turning the winch *B* to give the board a whirling motion, you will see that the ball does not immediately begin to move with the board, but, on account of its inactivity, it endeavours to continue in the state of rest which it was in before.— Continue turning, until the board communicates an equal degree of motion with its own to the ball, and then turning on, you will perceive that the ball will remain upon one part of the board, keeping the same velocity with it, and having no relative motion upon it, as is the case with every thing that lies loose upon the plane surface of the earth, which having the motion of the earth communicated to it, never endeavours to remove from

Fig. 1.

The propensity of matter to keep the state it is in.

from that place. But stop the board suddenly by hand, and the ball will go on, and continue to revolve upon the board, until the friction thereof stops its motion: which shews, that matter being once put into motion, would continue to move for ever, if it met with no resistance. In like manner, if a person stands upright in a boat before it begins to move, he can stand firm; but the moment the boat sets off, he is in danger of falling towards that place which the boat departs from: because, as matter, he has no natural propensity to move. But when he acquires the motion of the boat, let it be ever so swift, if it be smooth and uniform, he will stand as upright and firm as if he was on the plain shore; and if the boat strikes against any obstacle, he will fall towards that obstacle; on account of the propensity he has, as matter, to keep the motion which the boat has put him into.

2. Take away this ball, and put a longer cord to it, which may be put down through the hollow axis of the bearer *MX*, and wheel *G*, and fix a weight to the end of the cord below the machine; which weight, if left at liberty, will draw the ball from the edge of the whirling-board to its center.

Bodies
moving in
orbits
have a
tendency
to fly out
of these
orbits.

Draw off the ball a little from the center, and turn the winch; then the ball will go round and round with the board, and will gradually fly off farther and farther from the center, and raise up the weight below the machine: which shows that all bodies revolving in circles have a tendency to fly off from these circles, and must have some power acting upon them from the center of motion, to keep them from flying off. Stop the machine, and the ball will continue to revolve for

for some time upon the board; but as the friction gradually stops its motion, the weight acting upon it will bring it nearer and nearer to the center in every revolution, until it brings it quite thither. This shews, that if the planets met with any resistance in going round the sun, its attractive power would bring them nearer and nearer to it in every revolution, until they fell upon it.

3. Take hold of the cord below the machine with one hand, and with the other throw the ball upon the round board as it were at right angles to the cord, by which means it will go round and round upon the board. Then observing with what velocity it moves, pull the cord below the machine, which will bring the ball nearer to the center of the board, and you will see that the nearer the ball is drawn to the center, the faster it will revolve; as those planets which are nearest the sun revolve faster than those which are more remote; and not only go round sooner, because they describe smaller circles, but even move faster in every part of their respective circles.

4. Take away this ball, and apply the bearer MX , whose center of motion is in its middle at w , directly over the center of the whirling-board d . Then put two balls (V and U) of equal weights upon their bearing wires, and having fixed them at equal distances from their respective centers of motion w and x upon their silk cords, by the screw nuts, put equal weights in the towers O and P . Lastly, put the catgut strings E and F upon the grooves G and H of the small wheels, which being of equal diameters, will give equal velocities to the bearers above, when the winch B is turned: and the balls U and V will fly

Bodies
move
faster in
small or-
bits than
in large
ones.

Their
centrifugal
forces
shewn.

fly off towards M and N ; and will raise the weights in the towers at the same instant. This shews, that when bodies of equal quantities of matter revolve in equal circles with equal velocities, their centrifugal forces are equal.

5. Take away these equal balls, and instead of them, put a ball of six ounces into the bearer MX , at a sixth part of the distance wz from the center, and put a ball of one ounce into the opposite bearer, at the whole distance xy , which is equal to wz from the center of the bearer; and fix the balls at these distances on their cords, by the screw nuts at top; and then the ball U , which is six times as heavy as the ball V , will be at only a sixth part of the distance from its center of motion; and consequently will revolve in a circle of only a sixth part of the circumference of the circle in which V revolves. Now, let any equal weights be put into the towers, and the machine be turned by the winch; which (as the catgut string is on equal wheels below) will cause the balls to revolve in equal times; but V will move six times as fast as U , because it revolves in a circle of six times its radius; and both the weights in the towers will rise at once. This shews, that the centrifugal forces of revolving bodies (or their tendencies to fly off from the circles they describe) are in direct proportion to their quantities of matter multiplied into their respective velocities; or into their distances from the centers of their respective circles. For, supposing U , which weighs six ounces, to be two inches from its center of motion w , the weight multiplied by the distance is 12: and supposing V , which weighs only one ounce, to be 12 inches distant from the center of motion x , the weight 1 ounce multiplied by the distance 12 inches

is 12. And as they revolve in equal times, their velocities are as their distances from the center, namely, as 1 to 6.

If these two balls be fixed at equal distances from their respective centers of motion, they will move with equal velocities; and if the tower *O* has 6 times as much weight put into it as the tower *P* has, the balls will raise their weight exactly at the same moment. This shews that the ball *U* being six times as heavy as the ball *V*, has six times as much centrifugal force, in describing an equal circle with an equal velocity.

6. If bodies of equal weights revolve in equal circles with unequal velocities, their centrifugal forces are as the squares of the velocities. To prove this law by an experiment, let two balls *U* and *V* of equal weights be fixed on their cords at equal distances from their respective centers of motion *w* and *x*; and then let the catgut string *E* be put round the wheel *K* (whose circumference is only one half of the circumference of the wheel *H* or *G*) and over the pulley *s* to keep it tight; and let four times as much weight be put into the tower *P*, as in the tower *O*. Then turn the winch *B*, and the ball *V* will revolve twice as fast as the ball *U* in a circle of the same diameter, because they are equidistant from the centers of the circles in which they revolve; and the weights in the towers will both rise at the same instant, which shews that a double velocity in the same circle will exactly balance a quadruple power of attraction in the center of the circle. For the weights in the towers may be considered as the attractive forces in the centers, acting upon the revolving balls; which, moving

A double velocity in the same circle, is a balance to a quadruple power of gravity.

moving in equal circles, is the same thing as if they both moved in one and the same circle.

Keeler's
Problem.

7. If bodies of equal weights revolve in unequal circles, in such a manner that the squares of the times of their going round are as the cubes of their distances from the centers of the circles they describe; their centrifugal forces are inversely as the squares of their distances from those centers. For, the catgut string remaining as in the last experiment, let the distance of the ball V from the center x be made equal to two of the cross divisions on its bearer; and the distance of the ball U from the center w be three and a sixth part; the balls themselves being of equal weights, and V making two revolutions by turning the winch, in the time that U makes one: so that if we suppose the ball V to revolve in one second, the ball U will revolve in two seconds, the squares of which are one and four: for the square of 1 is only 1, and the square of 2 is 4; therefore the square of the period or revolution of the ball V , is contained four times in the square of the period of the ball U . But the distance of V is 2, the cube of which is 8, and the distance of U is $3\frac{1}{6}$, the cube of which is 32 very nearly, in which 8 is contained four times; and therefore, the squares of the periods of V and U are to one another as the cubes of their distances from x and w , which are the centers of their respective circles. And if the weight in the tower O be four ounces, equal to the square of 2, the distance of V from the center x ; and the weight in the tower P be 10 ounces, nearly equal to the square of $3\frac{1}{6}$, the distance of U from w ; it will be found upon turning the machine by the winch, that the balls U and V will raise their respective weights at

the same instant of time. Which confirms that famous proposition of KEPLER, viz. That the squares of the periodical times of the planets round the sun are in proportion to the cubes of their distances from him; and that the sun's attraction is inversely as the square of the distance from his center: that is, at twice the distance, his attraction is four times less; and thrice the distance, nine times less; at four times the distance, sixteen times less; and so on, to the remotest part of the system.

8. Take off the catgut string *E* from the great wheel *D* and the small wheel *H*, and let the string *F* remain upon the wheels *D* and *G*. Take away also the bearer *MX* from the whirling-board *d*, and instead thereof put the machine *AB* upon it, fixing this machine to the center of the board by the pins *c* and *d*, in such a manner, that the end *ef* may rise above the board to an angle of 30 or 40 degrees. In the upper side of this machine are two glass tubes *a* and *b*, close stoppt at both ends; and each tube is about three quarters full of water. In the tube *a* is a little quicksilver, which naturally falls down to the end *a* in the water, because it is heavier than its bulk of water; and on the tube *b* is a small cork which floats on the top of the water at *e*, because it is lighter; and it is small enough to have liberty to rise or fall in the tube. While the board *b* with this machine upon it continues at rest, the quicksilver lies at the bottom of the tube *a*, and the cork floats on the water near the top of the tube *b*. But, upon turning the winch, and putting the machine in motion, the contents of each tube will fly off towards the uppermost ends (which are farthest from the center of motion) the heaviest

D

with

The absurdity of the Cartesian vortices.

with the greatest force. Therefore the quicksilver in the tube *a* will fly off quite to the end *f*, and occupy its bulk of space there, excluding the water from that place, because it is lighter than quicksilver; but the water in the tube *b* flying off to its higher end *e*, will exclude the cork from that place, and cause the cork to descend towards the lowermost end of the tube, where it will remain upon the lowest end of the water near *b*; for the heavier body having the greater centrifugal force, will therefore possess the uppermost part of the tube; and the lighter body will keep between the heavier and the lowermost part.

This demonstrates the absurdity of the Cartesian doctrine of the planets moving round the sun in vortexes: for, if the planet be more dense or heavy than its bulk of the vortex, it will fly off therein, farther and farther from the sun; if less dense, it will come down to the lowest part of the vortex, at the sun: and the whole vortex itself must be surrounded with something like a great wall, otherwise it would fly quite off, planets and all together.—But while gravity exists, there is no occasion for such vortexes; and when it ceases to exist, a stone thrown upwards will never return to the earth again.

If one body moves round another, both of them must move round their common center of gravity. 9. If a body be so placed on the whirling-board of the machine (Fig. 1.) that the center of gravity of the body be directly over the center of the board, and the board be put into ever so rapid a motion by the winch *B*, the body will turn round with the board, but will not remove from the middle of it; for, as all parts of the body are in *equilibrio* round its center of gravity, and the center of gravity is at rest in the center of motion, the centrifugal force of all parts of

the body will be equal at equal distances from its center of motion, and therefore the body will remain in its place. But if the center of gravity be placed ever so little out of the center of motion, and the machine be turned swiftly round, the body will fly off towards that side of the board on which its center of gravity lies. Thus, *Fig. 4.* if the wire *C* with its little ball *B* be taken away from the demi-globe *A*, and the flat side *ef* of this demi-globe be laid upon the whirling-board of the machine, so that their centers may coincide; if then the board be turned ever so quick by the winch, the demi-globe will remain where it was placed. But if the wire *C* be screwed into the demi-globe at *d*, the whole becomes one body, whose center of gravity is now at or near *d*. Let the pin *c* be fixed in the center of the whirling-board, and the deep groove *b* cut in the flat side of the demi-globe be put upon the pin, so as the pin may be in the center of *A* [*See Fig. Fig. 5.* where this groove is represented at *b*] and let the whirling-board be turned by the winch, which will carry the little ball *B* (*Fig. 4.*) with its wire *C*, and the demi-globe *A*, all round the center-pin *c*; and then, the centrifugal force of the little ball *B*, which weighs only one ounce, will be so great, as to draw off the demi-globe *A*, which weighs two pounds, until the end of the groove at *e* strikes against the pin *c*, and so prevents the demi-globe *A* from going any farther: otherwise, the centrifugal force of *B* would have been great enough to have carried *A* quite off the whirling-board. Which shews, that if the sun were placed in the very center of the orbits of the planets, it could not possibly remain there; for the centrifugal forces of the planets would carry them quite off, and the sun

with them; especially when several of them happened to be in any one quarter of the heavens. For the sun and planets are as much connected by the mutual attraction that subsists between them, as the bodies *A* and *B* are by the wire *C* which is fixed into them both. And even if there were but one single planet in the whole heavens to go round ever so large a sun in the center of its orbit, its centrifugal force would soon carry off both itself and the sun. For, the greatest body placed in any part of free space might be easily moved: because if there were no other body to attract it, it could have no weight or gravity of itself; and consequently, though it could have no tendency of itself to remove from that part of space, yet it might be very easily moved by any other substance.

Fig. 6.

10. As the centrifugal force of the light body *B* will not allow the heavy body *A* to remain in the center of motion, even though it be 24 times as heavy as *B*; let us now take the ball *A* (Fig. 6.) which weighs 6 ounces, and connect it by the wire *C* with the ball *B*, which weighs only one ounce; and let the fork *E* be fixed into the center of the whirling-board: then hang the balls upon the fork by the wire *C* in such a manner, that they may exactly balance each other; which will be when the center of gravity between them, in the wire at *d*, is supported by the fork. And this center of gravity is as much nearer to the center of the ball *A*, than to the center of the ball *B*, as *A* is heavier than *B*, allowing for the weight of the wire on each side of the fork. This done, let the machine be put into motion by the winch; and the balls *A* and *B* will go round their common center of gravity *d*, keeping their balance, because either will not allow

the other to fly off with it. For, supposing the ball *B* to be only one ounce in weight, and the ball *A* to be six ounces; then, if the wire *C* were equally heavy on each side of the fork, the center of gravity *d* would be six times as far from the center of the ball *B* as from that of the ball *A*, and consequently *B* will revolve with a velocity six times as great as *A* does; which will give *B* six times as much centrifugal force as any single ounce of *A* has: but then, as *B* is only one ounce, and *A* six ounces, the whole centrifugal force of *A* will exactly balance the whole centrifugal force of *B*: and therefore, each body will detain the other so as to make it keep in its circle. This shews that the sun and planets must all move round the common center of gravity of the whole system, in order to preserve that just balance which takes place among them. For, the planets being as unactive and dead as the above balls, they could no more have put themselves into motion than these balls can; nor have kept in their orbits without being balanced at first with the greatest degree of exactness upon their common center of gravity, by the Almighty hand that made them and put them in motion.

Perhaps it may be here asked, that since the center of gravity between these balls must be supported by the fork *E* in this experiment, *what* prop it is that supports the center of gravity of the solar system, and consequently bears the weight of all the bodies in it; and by what is the prop itself supported? The answer is easy and plain; for the center of gravity of our balls must be supported, because they gravitate towards the earth, and would therefore fall to it: but as the sun and planets gravitate only towards

one another, they have nothing else to fall to; and therefore have no occasion for any thing to support their common center of gravity: and if they did not move round that center, and consequently acquire a tendency to fly off from it by their motions, their mutual attractions would soon bring them together; and so the whole would become one mass in the sun: which would also be the case if their velocities round the sun were not quick enough to create a centrifugal force equal to the sun's attraction.

But after all this nice adjustment, it appears evident that the Deity cannot withdraw his regulating hand from his works, and leave them to be solely governed by the laws which he has imprest upon them at first. For if he should once leave them so, their order would in time come to an end; because the planets must necessarily disturb one another's motions by their mutual attractions, when several of them are in the same quarter of the heavens; as is often the case: and then, as they attract the sun more towards that quarter than when they are in a manner dispersed equably around him, if he was not at that time made to describe a portion of a larger circle round the common center of gravity, the balance would then be immediately destroyed; and as it could never restore itself again, the whole system would begin to fall together, and would in time unite in a mass at the sun.— Of this disturbance we have a very remarkable instance in the comet which appeared lately; and which, in going last up before from the sun, went so near to Jupiter, and was so affected by his attraction, as to have the figure of its orbit much changed; and not only so, but to have its period
altered,

altered, and its course to be different in the heavens from what it was last before.

11. Take away the fork and balls from the Fig. 7. whirling-board, and place the trough AB thereon, fixing its center to the center of the whirling-board by the pin H . In this trough are two balls D and E , of unequal weights, connected by a wire f ; and made to slide easily upon the wire C stretched from end to end of the trough, and made fast by nut-screws on the outside of the ends. Let these balls be so placed upon the wire C , that their common center of gravity g may be directly over the center of the whirling-board. Then, turn the machine by the winch, ever so swiftly, and the trough and balls will go round their center of gravity, so as neither of the balls will fly off; because, on account of the equilibrium, each ball detains the other with an equal force acting against it. But if the ball E be drawn a little more towards the end of the trough at A , it will remove the center of gravity towards that end from the center of motion; and then, upon turning the machine, the little ball E will fly off, and strike with a considerable force against the end A , and draw the great ball B into the middle of the trough. Or, if the great ball D be drawn towards the end B of the trough, so that the center of gravity may be a little towards that end from the center of motion, and the machine be turned by the winch, the great ball D will fly off, and strike violently against the end B of the trough, and will bring the little ball E into the middle of it. If the trough be not made very strong, the ball D will break through it.

12. The reason why the tides rise at the same absolute time on opposite sides of the earth, and tides,

D 4 consequently

consequently in opposite directions, is made abundantly plain by a new experiment on the whirling-table. The cause of their rising on the side next the moon every one understands to be owing to the moon's attraction: but why they should rise on the opposite side at the same time, where there is no moon to attract them, is perhaps not so generally understood. For it would seem that the moon should rather draw the waters (as it were) closer to that side, than raise them upon it, directly contrary to her attractive force. Let

Fig. 8.

the circle $abcd$ represent the earth, with its side c turned toward the moon, which will then attract the waters so, as to raise them from c to g . But the question is, why should they rise as high at that very time on the opposite side, from a to e ? In order to explain this, let there be a plate

Fig. 9.

AB fixed upon one end of the flat bar DC ; with such a circle drawn upon it as $abcd$ (in Fig. 8.) to represent the round figure of the earth and sea; and such an ellipsis as $efgb$ to represent the swelling of the tide at e and g , occasioned by the influence of the moon. Over this plate AB let the three ivory balls e, f, g , be hung by the silk lines b, i, k , fastened to the tops of the crooked wires H, I, K , in such a manner, that the ball at e may hang freely over the side of the circle e , which is farthest from the moon M (at the other end of the bar); the ball at f may hang freely over the center, and the ball at g hang over the side of the circle g , which is nearest the moon. The ball f may represent the center of the earth, the ball g some water on the side next the moon, and the ball e some water on the opposite side. On the back of the moon M is fixt the short bar N parallel to the horizon, and there are three holes in it above the little weights p, q, r . A

silk

filk thread o is tied to the line k close above the ball g , and passing by one side of the moon M , goes through a hole in the bar N , and has the weight p hung to it. Such another thread n is tied to the line i , close above the ball f , and passing through the center of the moon M and middle of the bar N , has the weight q hung to it, which is lighter than the weight p . A third thread m is tied to the line b , close above the ball e , and passing by the other side of the moon M , through the bar N , has the weight r hung to it, which is lighter than the weight q .

The use of these three unequal weights is to represent the moon's unequal attraction at different distances from her. With whatever force she attracts the center of the earth, she attracts the side next her with a greater degree of force, and the side farthest from her with a less. So, if the weights are left at liberty, they will draw all the three balls towards the moon with different degrees of force, and cause them to make the appearance shewn in Fig. 10; by which Fig. 10. means they are evidently farther from each other than they would be if they hung at liberty by the lines b, i, k ; because the lines would then hang perpendicularly. This shews, that as the moon attracts the side of the earth which is nearest her with a greater degree of force than she does the center of the earth, she will draw the water on that side more than she draws the center, and so cause it to rise on that side: and as she draws the center more than she draws the opposite side, the center will recede farther from the surface of the water on that opposite side, and so leave it as high there as she raised it on the side next to her. For, as the center will be in the middle between
the

the tops of the opposite elevations, they must of course be equally high on both sides at the same time.

But upon this supposition the earth and moon would soon come together : and to be sure they would, if they had not a motion round their common center of gravity, to create a degree of centrifugal force sufficient to balance their mutual attraction. This motion they have ; for as the moon goes round her orbit every month, at the distance of 240000 miles from the earth's center, and of 234000 miles from the center of gravity of the earth and moon, so does the earth go round the same center of gravity every month at the distance of 6000 miles from it ; that is, from it to the center of the earth. Now as the earth is (in round numbers) 8000 miles in diameter, it is plain that its side next the moon is only 2000 miles from the common center of gravity of the earth and moon ; its center 6000 miles distant therefrom ; and its farther side from the moon 10000. Therefore the centrifugal forces of these parts are as 2000, 6000, and 10000 ; that is, the centrifugal force of any side of the earth, when it is turned from the moon, is five times as great as when it is turned towards the moon. And as the moon's attraction (expressed by the number 6000) at the earth's center keeps the earth from flying out of this monthly circle, it must be greater than the centrifugal force of the waters on the side next her ; and consequently, her greater degree of attraction on that side is sufficient to raise them ; but as her attraction on the opposite side is less than the centrifugal force of the water there, the excess of this force is sufficient to raise the water just as high

high on the opposite side.—To prove this experimentally, let the bar *DC* with its furniture be Fig. 9, fixed upon the whirling-board of the machine (Fig. 1.) by pushing the pin *P* into the center of the board; which pin is in the center of gravity of the whole bar with its three balls *e*, *f*, *g*, and moon *M*. Now if the whirling-board and bar be turned slowly round by the winch, until the ball *f* hangs over the center of the circle, as in Fig. 11. the ball *g* will be kept towards the moon by the heaviest weight *p*, (Fig. 9.) and the ball *e*, on account of its greater centrifugal force, and the lesser weight *r*, will fly off as far to the other side, as in Fig. 11. And so, whilst the machine is kept turning, the balls *e* and *g* will hang over the ends of the ellipsis *l f k*. So that the centrifugal force of the ball *e* will exceed the moon's attraction just as much as her attraction exceeds the centrifugal force of the ball *g*, whilst her attraction just balances the centrifugal force of the ball *f*, and makes it keep in its circle. And hence it is evident that the tides must rise to equal heights at the same time on opposite sides of the earth. This experiment, to the best of my knowledge, is entirely new.

From the principles thus established, it is evident that the earth moves round the sun, and not the sun round the earth: for the centrifugal law will never allow a great body to move round a small one in any orbit whatever; especially when we find that if a small body moves round a great one, the great one must also move round the common center of gravity between them two. And it is well known that the quantity of matter in the sun is 227000 times as great as the quantity of matter in the earth. Now, as the sun's distance

The
earth's
motion
demon-
strated.

distance from the earth is at least 81,000,000 of miles, if we divide that distance by 227,000, we shall have only 357 for the number of miles that the center of gravity between the sun and earth is distant from the sun's center. And as the sun's semidiameter is $\frac{1}{4}$ of a degree, which, at so great a distance as that of the sun, must be no less than 381500 miles, if this be divided by 357, the quotient will be 1068 $\frac{2}{3}$, which shews that the common center of gravity between the sun and earth is within the body of the sun; and is only the 1068 $\frac{2}{3}$ part of his semidiameter from his center toward his surface.

All globular bodies, whose parts can yield, and which do not turn on their axes, must be perfect spheres, because all parts of their surfaces are equally attracted toward their centers. But all such globes which do turn on their axes will be oblate spheroids; that is, their surfaces will be higher, or farther from the center, in the equatoreal than in the polar regions. For, as the equatoreal parts move quickest, they must have the greatest centrifugal force; and will therefore recede farthest from the axis of motion. Thus, if two circular hoops *AB* and *CD*, made thin and flexible, and crossing one another at right angles, be turned round their axis *EF* by means of the winch *m*, the wheel *n*, and pinion *o*, and the axis be loose in the pole or intersection *e*, the middle parts *A*, *B*, *C*, *D* will swell out so as to strike against the sides of the frame at *F* and *G*, if the pole *e*, in sinking to the pin *E*, be not stoppt by it from sinking farther: so that the whole will appear of an oval figure, the equatoreal diameter being considerably longer than the polar. That our earth is of this figure, is demonstrable from actual measurement

surement of some degrees on its surface, which are found to be longer in the frigid zones than in the torrid: and the difference is found to be such as proves the earth's equatoreal diameter to be 36 miles longer than its axis.—Seeing then, the earth is higher at the equator than at the poles, the sea, which like all other fluids naturally runs downward (or towards the places which are nearest the earth's center) would run towards the polar regions, and leave the equatoreal parts dry, if the centrifugal force of the water, which carried it to those parts, and so raised them, did not detain and keep it from running back again towards the poles of the earth.

L E C T. III.

Of the mechanical Powers.

IF we consider bodies in motion, and compare them together, we may do this either with respect to the quantities of matter they contain, or the velocities with which they are moved. The heavier any body is, the greater is the power required either to move it or to stop its motion: and again, the swifter it moves, the greater is its force. So that the whole *momentum* or quantity of force of a moving body is the result of its quantity of matter multiplied by the velocity with which it is moved. And when the products arising from the multiplication of the particular quantities of matter in any two bodies by their respective velocities are equal, the *momenta* or entire forces are so too. Thus, suppose a body, which we shall call *A*, to weigh 40 pounds, and to move at the rate of two miles in

The
founda-
tion of
all me-
chanics.

in a minute; and another body, which we shall call *B*, to weigh only four pounds, and to move 20 miles in a minute; the entire forces with which these two bodies would strike against any obstacle would be equal to each other, and therefore it would require equal powers to stop them. For 40 multiplied by 2 gives 80, the force of the body *A*; and 20 multiplied by 4 gives 80, the force of the body *B*.

Upon this easy principle depends the whole of mechanics: and it holds universally true, that when two bodies are suspended on any machine, so as to act contrary to each other; if the machine be put into motion, and the perpendicular ascent of one body multiplied into its weight, be equal to the perpendicular descent of the other body multiplied into its weight, these bodies, how unequal soever in their weights, will balance one another in all situations: for, as the whole ascent of one is performed in the same time with the whole descent of the other, their respective velocities must be directly as the spaces they move through; and the excess of weight in one body is compensated by the excess of velocity in the other.—Upon this principle it is easy to compute the power of any mechanical engine, whether simple or compound; for it is but only finding how much swifter the power moves than the weight does (*i. e.* how much farther in the same time) and just so much is the power increased by the help of the engine.

How to
compute
the power
of any
mechanical
engine.

In the theory of this science, we suppose all planes perfectly even, all bodies perfectly smooth, levers to have no weight, cords to be extremely pliable, machines to have no friction; and in short, all imperfections must be set aside until
the


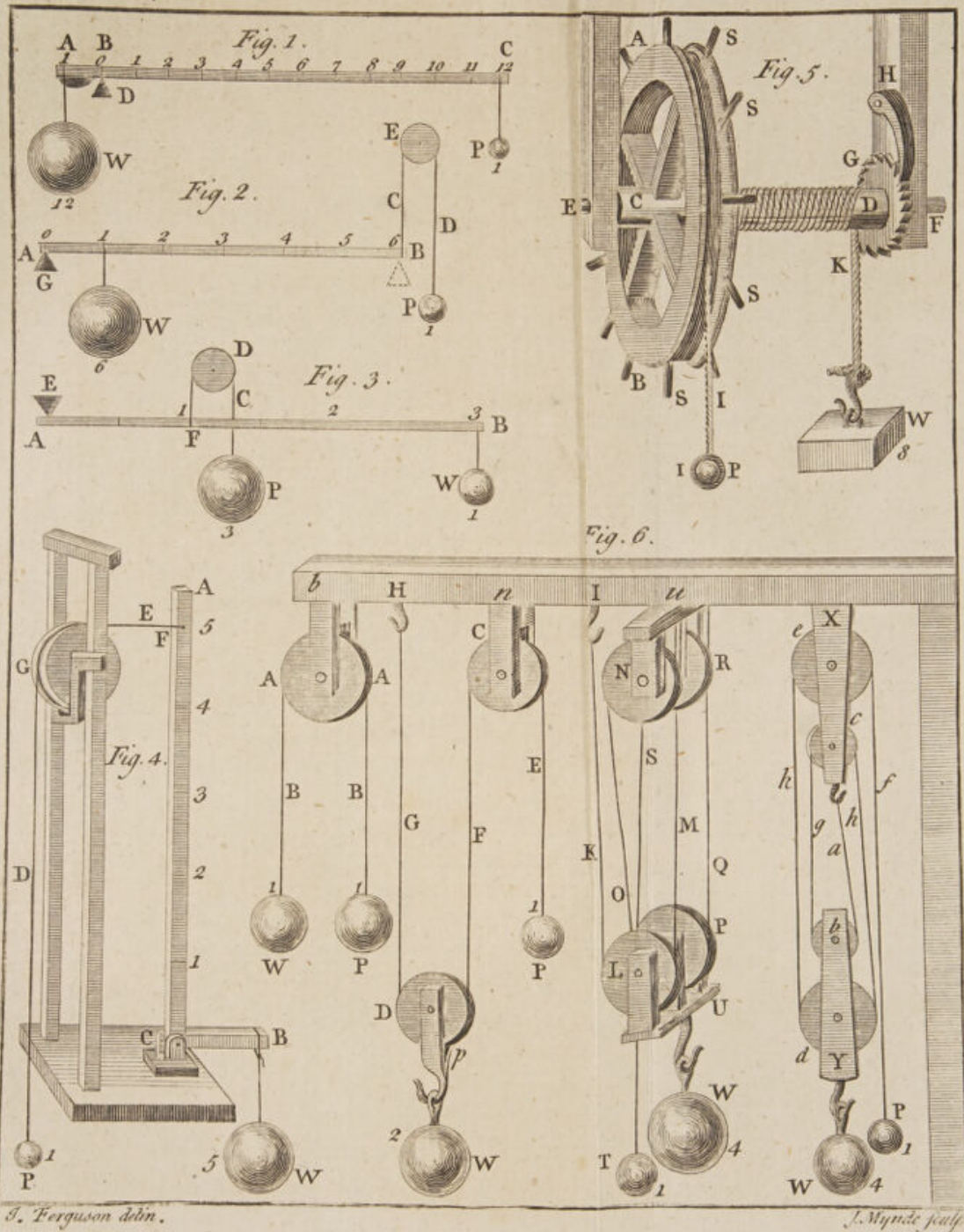


PLATE V.



the theory be established; and then, proper allowances are to be made.

The simple *machines*, usually called *mechanical powers*, are six in number, viz. the *lever*, the *wheel and axle*, the *pulley*, the *inclined plane*, the *wedge*, and the *screw*.—They are called mechanical powers, because they help us mechanically to raise weights, move heavy bodies, and overcome resistances, which we could not effect without them. The mechanic powers, what.

1. A *lever* is a bar of iron or wood, one part of which being supported by a prop, all the other parts turn upon that prop as their center of motion: and the velocity of every part or point is directly as its distance from the prop. Therefore, when the weight to be raised at one end is to the power applied at the other to raise it, as the distance of the power from the prop is to the distance of the weight from the prop, the power and weight will exactly balance or counterpoise each other: and as a common lever has next to no friction on its prop, a very little additional power will be sufficient to raise the weight. The lever.

There are four kinds of levers. 1. The common sort, where the prop is placed between the weight and the power; but much nearer to the weight than to the power. 2. When the prop is at one end of the lever, the power at the other, and the weight between them. 3. When the prop is at one end, the weight at the other, and the power applied between them. 4. The bended lever, which differs only in form from the first sort, but not in property. Those of the first and second kind are often used in mechanical engines; but there are few instances in which the third sort is used.

A com-

The balance.

A common balance is by some reckoned a lever of the first kind; but as both its ends are at equal distances from its center of motion, they move with equal velocities; and therefore, as it gives no mechanical advantage, it cannot properly be reckoned among the mechanical powers.

Plate V.
Fig. 1.
The first kind of lever.

A lever of the first kind is represented by the bar ABC , supported by the prop D . Its principal use is to loosen large stones in the ground, or raise great weights to small heights, in order to have ropes put under them for raising them higher by other machines. The parts AB and BC , on different sides of the prop D , are called the *arms* of the lever: the end A of the shorter arm AB being applied to the weight intended to be raised, or to the resistance to be overcome; and the power applied to the end C of the longer arm BC .

In making experiments with this machine, the shorter arm AB must be as much thicker than the longer arm BC , as will be sufficient to balance it on the prop. This supposed, let P represent a power, whose gravity is equal to 1 ounce, and W a weight, whose gravity is equal to 12 ounces. Then, if the power be 12 times as far from the prop as the weight is, they will exactly counterpoise; and a small addition to the power P will cause it to descend, and raise the weight W ; and the velocity with which the power descends will be to the velocity with which the weight rises, as 12 to 1: that is, directly as their distances from the prop; and consequently, as the spaces through which they move. Hence, it is plain that a man, who by his natural strength, without the help of any machine, could support an hundred weight, will by the help of this lever be enabled to support
twelve

twelve hundred. If the weight be less, or the power greater, the prop may be placed so much farther from the weight; and then it can be raised to a proportionably greater height. For universally, if the intensity of the weight multiplied into its distance from the prop be equal to the intensity of the power multiplied into its distance from the prop, the power and weight will exactly balance each other; and a little addition to the power will raise the weight. Thus, in the present instance, the weight W is 12 ounces, and its distance from the prop is 1 inch; and 12 multiplied by 1 is 12; the power P is equal to 1 ounce, and its distance from the prop is 12 inches, which multiplied by 1 is 12 again; and therefore there is an equilibrium between them. So, if a power equal to 2 ounces be applied at the distance of 6 inches from the prop, it will just balance the weight W ; for 6 multiplied by 2 is 12, as before. And a power equal to 3 ounces placed at 4 inches distance from the prop would be the same; for 3 times 4 is 12; and so on, in proportion.

The *statera* or Roman *steelyard* is a lever of The *steel-*
this kind, and is used for finding the weights of *yard.*
different bodies by one single weight placed at different distances from the prop or center of motion D . For, if a scale hangs at A , the extremity of the shorter arm AB , and is of such a weight as will exactly counterpoise the longer arm BC ; if this arm be divided into as many equal parts as it will contain, each equal to AB , the single weight P (which we may suppose to be 1 pound) will serve for weighing any thing as heavy as itself, or as many times heavier as there are divisions in the arm BC , or any quantity between its own weight and that quantity.

E

As

Unable to display this page

CD going over the fixed pulley *E*, the power will just support the weight: and a small addition to the power will raise the weight, 1 inch for every 6 inches that the power descends.

This lever shews the reason why two men carrying a burden upon a stick between them, bear unequal shares of the burden in the inverse proportion of their distances from it. For it is well known, that the nearer any of them is to the burden, the greater share he bears of it: and if he goes directly under it, he bears the whole. So, if one man be at *G*, and the other at *P*, having the pole or stick *AB* resting on their shoulders; if the burden or weight *W* be placed five times as near the man at *G*, as it is to the man at *P*, the former will bear five times as much weight as the latter. This is likewise applicable to the case of two horses of unequal strength, to be so yoked, as that each horse may draw a part proportionable to his strength; which is done by so dividing the beam they pull, that the point of traction may be as much nearer to the stronger horse than to the weaker, as the strength of the former exceeds that of the latter.

To this kind of lever may be reduced oars, rudders of ships, doors turning upon hinges, cutting-knives which are fixed at the point of the blade, and the like.

If in this lever we suppose the power and weight to change places, so that the power may be between the weight and the prop, it will become a lever of the third kind: in which, that there may be a balance between the power and the weight, the intensity of the power must exceed the intensity of the weight, just as much as the distance of the weight from the prop exceeds

The third
kind of
lever.

Fig. 3.

ceeds the distance of the power from it. Thus, let E be the prop of the lever AB , and W a weight of 1 pound, placed 3 times as far from the prop, as the power P acts at F , by the cord C going over the fixed pulley D ; in this case, the power must be equal to three pounds, in order to support the weight.

To this sort of lever are generally referred the bones of a man's arm: for when we lift a weight by the hand, the muscle that exerts its force to raise that weight, is fixed to the bone about one tenth part as far below the elbow as the hand is. And the elbow being the center round which the lower part of the arm turns, the muscle must therefore exert a force ten times as great as the weight that is raised.

As this kind of lever is a disadvantage to the moving power, it is never used but in cases of necessity; such as that of a ladder, which being fixed at one end, is by the strength of a man's arms reared against a wall. And in clock-work, where all the wheels may be reckoned levers of this kind, because the power that moves every wheel, except the first, acts upon it near the center of motion by means of a small pinion, and the resistance it has to overcome, acts against the teeth round its circumference.

The
fourth
kind of
lever.
Fig. 4.

The fourth kind of lever differs nothing from the first, but in being bended for the sake of convenience. ACB is a lever of this sort, bended at C , which is its prop, or center of motion. P is a power acting upon the longer arm AC at F , by means of the cord DE going over the pulley G ; and W is a weight or resistance acting upon the end B of the shorter arm BC . If the power be to the weight, as CB is to CF , they are in *equilibrio*. Thus, suppose W to be 5 pounds

pounds acting at the distance of one foot from the center of motion C , and P to be 1 pound acting at F , five feet from the center C , the power and weight will just balance each other. A hammer drawing a nail is a lever of this sort.

2. The second mechanical power is the *wheel and axle*, in which the power is applied to the circumference of the wheel, and the weight is raised by a rope which coils about the axle as the wheel is turned round. Here it is plain that the velocity of the power must be to the velocity of the weight, as the circumference of the wheel is to the circumference of the axle: and consequently, the power and weight will balance each other, when the intensity of the power is to the intensity of the weight, as the circumference of the axle is to the circumference of the wheel. Let AB be a wheel, CD its axle, and suppose the circumference of the wheel to be 8 times as great as the circumference of the axle; then, a power P equal to 1 pound hanging by the cord I , which goes round the wheel, will balance a weight W of 8 pounds hanging by the rope K , which goes round the axle. And as the friction on the pivots or gudgeons of the axle is but small, a small addition to the power will cause it to descend, and raise the weight: but the weight will rise with only an eighth part of the velocity wherewith the power descends, and consequently, through no more than an eighth part of an equal space, in the same time. If the wheel be pulled round by the handles S, S , the power will be increased in proportion to their length. And by this means, any weight may be raised as high as the operator pleases.

Fig. 5.

To this sort of engine belong all cranes for raising great weights; and in this case, the wheel may have cogs all round it instead of handles, and a small lantern or trundle may be made to work in the cogs, and be turned by a winch; which will make the power of the engine to exceed the power of the man who works it, as much as the number of revolutions of the winch exceed those of the axle *D*, when multiplied by the excess of the length of the winch above the length of the semidiameter of the axle, added to the semidiameter or half thickness of the rope *K*, by which the weight is drawn up.— Thus, suppose the diameter of the rope and axle taken together, to be 13 inches, and consequently, half their diameters to be $6\frac{1}{2}$ inches; so that the weight *W* will hang at 6 inches perpendicular distance from below the center of the axle. Now, let us suppose the wheel *AB*, which is fixt on the axle, to have 80 cogs, and to be turned by means of a winch six inches long, fixt on the axis of a trundle of 8 staves or rounds, working in the cogs of the wheel.— Here it is plain, that the winch and trundle would make 10 revolutions for one of the wheel *AB*, and its axis *D*, on which the rope *K* winds in raising the weight *W*; and the winch being no longer than the sum of the semidiameters of the great axle and rope, the trundle could have no more power on the wheel, than a man could have by pulling it round by the edge, because the winch would have no greater velocity than the edge of the wheel has, which we here suppose to be ten times as great as the velocity of the rising weight: so that, in this case, the power gained would be as 10 to 1. But if the length of the winch be 12 inches, the power
gained

gained will be as 20 to 1: if 18 inches (which is long enough for any man to work by) the power gained would be as 30 to 1; that is, a man could raise 30 times as much by such an engine, as he could do by his natural strength without it, because the velocity of the handle of the winch would be 30 times as great as the velocity of the rising weight; the absolute force of any engine being in proportion of the velocity of the power to the velocity of the weight raised by it.—But then, just as much power or advantage as is gained by the engine, so much time is lost in working it. In this sort of machines it is requisite to have a ratchet-wheel *G* on one end of the axle, with a catch *H* to fall into its teeth; which will at any time support the weight, and keep it from descending, if the workman should, through inadvertency or carelessness, quit his hold whilst the weight is raising. And by this means, the danger is prevented which might otherwise happen by the running down of the weight when left at liberty.

3. The third mechanical power or engine consists either of one *moveable pulley*, or a *system of leys*. The pul-
pulleys; some in a block or case which is fixed, and others in a block which is moveable, and rises with the weight. For though a single pulley that only turns on its axis, and moves not out of its place, may serve to change the direction of the power, yet it can give no mechanical advantage thereto; but is only as the beam of a balance, whose arms are of equal length and weight. Thus, if the equal weights *W* and *P* Fig. 6.
hang by the cord *BB* upon the pulley *A*, whose block *b* is fixed to the beam *HI*, they will counterpoise each other, just in the same manner as if the cord were cut in the middle, and its two

ends hung upon the hooks fixt in the pulley at A and A , equally distant from its center.

But if a weight W hangs at the lower end of the moveable block p of the pulley D , and the cord GF goes under that pulley, it is plain that the half G of the cord bears one half of the weight W , and the half F the other; for they bear the whole between them. Therefore, whatever holds the upper end of either rope, sustains one half of the weight: and if the cord at F be drawn up so as to raise the pulley D to C , the cord will then be extended to its whole length, all but that part which goes under the pulley: and consequently, the power that draws the cord will have moved twice as far as the pulley D with its weight W rises; on which account, a power whose intensity is equal to one half of the weight will be able to support it, because if the power moves (by means of a small addition) its velocity will be double the velocity of the weight; as may be seen by putting the cord over the fixt pulley C (which only changes the direction of the power, without giving any advantage to it) and hanging on the weight P , which is equal only to one half of the weight W ; in which case there will be an equilibrium, and a little addition to P will cause it to descend, and raise W through a space equal to one half of that through which P descends.—Hence, the advantage gained will be always equal to twice the number of pulleys in the moveable or undermost block. So that, when the upper or fixt block u contains two pulleys, which only turn on their axes, and the lower or moveable block U contains two pulleys, which not only turn upon their axes, but also rise with the block and weight; the advantage gained by this is as 4 to the
working


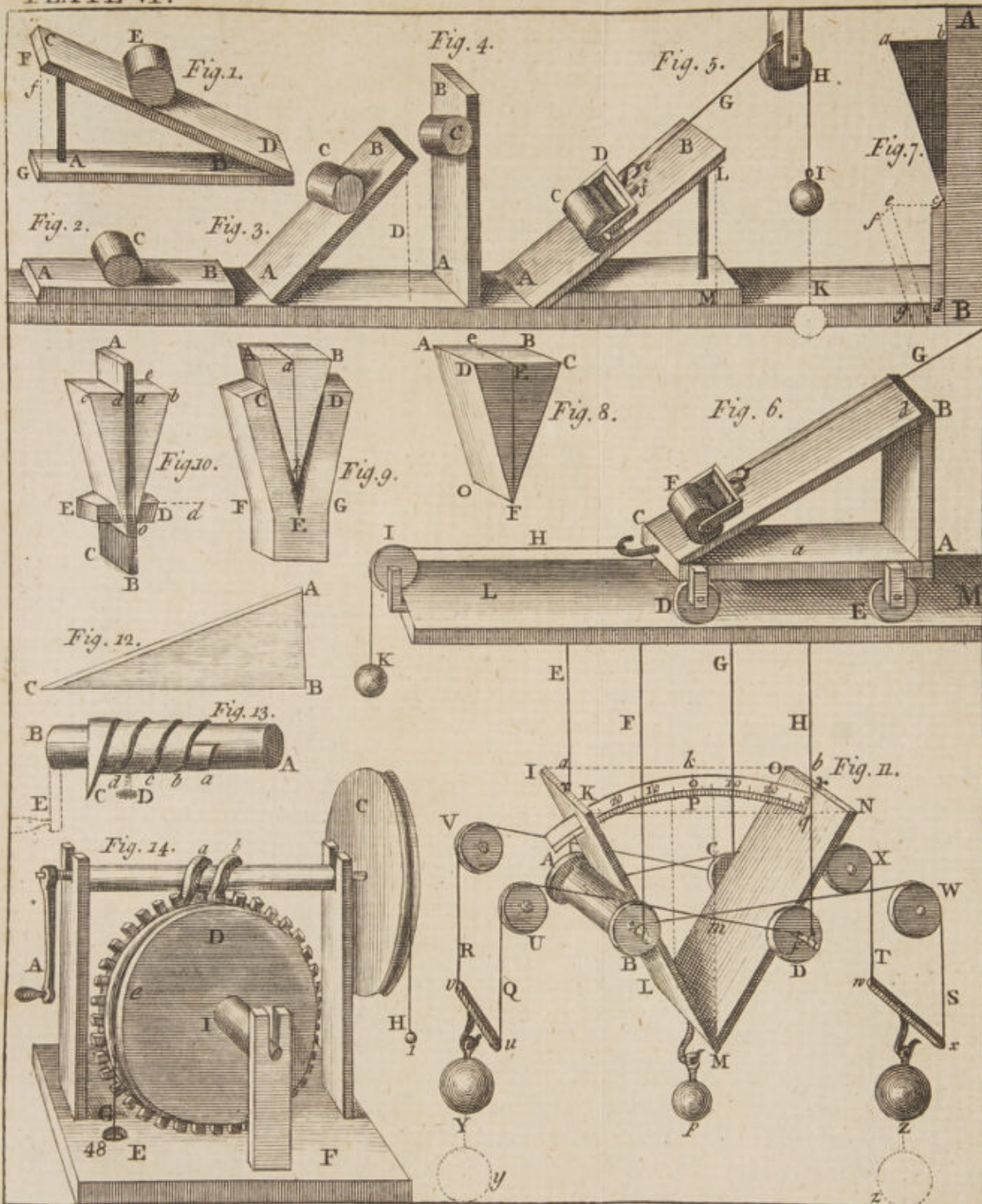


PLATE VI.



J. Ferguson delin.

J. Mynde sc.

working power. Thus, if one end of the rope $KMOQ$ be fixed to a hook at I , and the rope passes over the pulleys N and R , and under the pulleys L and P , and has a weight T , of one pound, hung to its other end at T , this weight will balance and support a weight W of four pounds hanging by a hook at the moveable block U , allowing the said block as a part of the weight. And if as much more power be added, as is sufficient to overcome the friction of the pulleys, the power will descend with four times as much velocity as the weight rises, and consequently through four times as much space.

The two pulleys in the fixed block X , and the two in the moveable block Y , are in the same case with those last mentioned; and those in the lower block give the same advantage to the power.

As a system of pulleys has no great weight, and lies in a small compass, it is easily carried about; and can be applied, in a great many cases, for raising weights, where other engines cannot. But they have a great deal of friction on three accounts: 1. Because the diameters of their axes bear a very considerable proportion to their own diameters; 2. Because in working they are apt to rub against one another, or against the sides of the block; 3. Because of the stiffness of the rope that goes over and under them.

4. The fourth mechanical power is the *inclined plane*; and the advantage gained by it is *as great as its length exceeds its perpendicular height*. Let AB be a plane parallel to the horizon, and CD a plane inclined to it; and suppose the whole length CD to be three times as great as the perpendicular height GfF : in this case, the cylinder E will be supported upon the plane CD ,
The inclined plane.
Plate VI.
Fig. 1.

CD , and kept from rolling down upon it, by a power equal to a third part of the weight of the cylinder. Therefore, a weight may be rolled up this inclined plane with a third part of the power which would be sufficient to draw it up by the side of an upright wall. If the plane was four times as long as high, a fourth part of the power would be sufficient; and so on, in proportion. Or, if a pillar was to be raised from a floor to the height GF , by means of the machine $ABDC$, (which would then act as a half wedge, where the resistance gives way only on one side) the machine and pillar would be in *equilibrio* when the power applied at GF was to the weight of the pillar, as GF to CD ; and if the power be increased, so as to overcome the friction of the machine against the floor and pillar, the machine will be driven, and the pillar raised: and when the machine has moved its whole length upon the floor, the pillar will be raised to the whole height from G to F .

- The force wherewith a rolling body descends upon an inclined plane, is to the force of its absolute gravity, by which it would descend perpendicularly in a free space, as the height of the plane is to its length. For, suppose the plane
- Fig. 2. AB to be parallel to the horizon, the cylinder C will keep at rest upon any part of the plane where it is laid. If the plane be so elevated,
- Fig. 3. that its perpendicular height D is equal to half its length AB , the cylinder will roll down upon the plane with a force equal to half its weight; for it would require a power (acting in the direction of AB) equal to half its weight, to keep
- Fig. 4. it from rolling. If the plane AB be elevated, so as to be perpendicular to the horizon, the cylinder C will descend with its whole force of gravity,

gravity, because the plane contributes nothing to its support or hindrance; and therefore, it would require a power equal to its whole weight to keep it from descending.

Let the cylinder *C* be made to turn upon slender pivots in the frame *D*, in which there is a hook *e*, with a line *G* tied to it: let this line go over the fixed pulley *H*, and have its other end tied to the hook in the weight *I*. If the weight of the body *I*, be to the weight of the cylinder *C*, added to that of its frame *D*, as the perpendicular height of the plane *LM* is to its length *AB*, the weight will just support the cylinder upon the plane, and a small touch of a finger will either cause it to ascend or descend with equal ease: then, if a little addition be made to the weight *I*, it will descend, and draw the cylinder up the plane. In the time that the cylinder moves from *A* to *B*, it will rise through the whole height of the plane *ML*; and the weight will descend from *H* to *K*, through a space equal to the whole length of the plane *AB*.

If the machine be made to move upon rollers or friction-wheels, and the cylinder be supported upon the plane *CB* by a line *G* parallel to the plane, a power somewhat less than that which drew the cylinder up the plane will draw the plane under the cylinder, provided the pivots of the axes of the friction-wheels be small, and the wheels themselves be pretty large. For, let the machine *ABC* (equal in length and height to *ABM*, Fig. 5.) move upon four wheels, whereof two appear at *D* and *E*, and the third under *C*, whilst the fourth is hid from sight by the horizontal board *a*. Let the cylinder *F* be laid upon the lower end of the inclined plane *CB*, and the line *G* be extended from the frame of the cylinder, about six feet parallel to the plane

plane CB ; and, in that direction, fixed to a hook in the wall; which will support the cylinder, and keep it from rolling off the plane. Let one end of the line H be tied to a hook at C in the machine, and the other end to a weight K , somewhat less than that which drew the cylinder up the plane before. If this line be put over the fixed pulley I , the weight K will draw the machine along the horizontal plane L , and under the cylinder F : and when the machine has been drawn a little more than the whole length CB , the cylinder will be raised to d , equal to the perpendicular height AB above the horizontal part at A . The reason why the machine must be drawn further than the whole length CB is, because the weight F rises perpendicular to CB .

To the inclined plane may be reduced all hatchets, chisels, and other edge-tools which are chamfered only on one side.

The
wedge:

Fig. 8.

5. The fifth mechanical power or machine is the *wedge*, which may be considered as two equally inclined planes DEF and CEF , joined together at their bases EF : then DC is the whole thickness of the wedge at its back $ABCD$, where the power is applied: EF is the depth or height of the wedge: DF the length of one of its sides, equal to CF the length of the other side; and OF is its sharp edge, which is entered into the wood intended to be split by the force of a hammer or mallet striking perpendicularly on its back. Thus, ABb is a wedge driven into the cleft CDE of the wood FG .

Fig. 9.

When the wood does not cleave at any distance before the wedge, there will be an equilibrium between the power impelling the wedge downward, and the resistance of the wood acting against the two sides of the wedge when the power is to the resistance, as half the thickness of

of the wedge at its back is to the length of either of its sides; because the resistance then acts perpendicular to the sides of the wedge. But, when the resistance on each side acts parallel to the back, the power that balances the resistances on both sides will be as the length of the whole back of the wedge is to double its perpendicular height.

When the wood cleaves at any distance before the wedge (as it generally does) the power impelling the wedge will not be to the resistance of the wood, as the length of the back of the wedge is to the length of both its sides; but as half the length of the back is to the length of either side of the cleft, estimated from the top or acting part of the wedge. For, if we suppose the wedge to be lengthened down from b to the bottom of the cleft at E , the same proportion will hold; namely, that the power will be to the resistance, as half the length of the back of the wedge is to the length of either of its sides: or, which amounts to the same thing, as the whole length of the back is to the length of both the sides.

In order to prove what is here advanced concerning the wedge, let us suppose the wedge to be divided lengthwise into two equal parts; and then it will become two equal inclined planes; one of which, as abc , may be made use of as a half wedge for separating the moulding cd from the wainscot AB . It is evident, that when this half wedge has been driven its whole length ac between the wainscot and moulding, its side ac will be at ed ; and the moulding will be separated to fg from the wainscot. Now, from what has been already proved of the inclined plane, it appears, that to have an equilibrium between the power impelling the half wedge, and the resistance of the moulding, the former must be to the latter,

latter, as ab to ac ; that is, as the thickness of the back which receives the stroke is to the length of the side against which the moulding acts. Therefore, since the power upon the half wedge is to the resistance against its side, as the half back ab is to the whole side ac , it is plain, that the power upon which the whole wedge (where the whole back is double the half back) must be to the resistance against both its sides, as the thickness of the whole back is to the length of both the sides; supposing the wedge at the bottom of the cleft: or as the thickness of the whole back to the length of both sides of the cleft, when the wood splits at any distance before the wedge. For, when the wedge is driven quite into the wood, and the wood splits at ever so small a distance before its edge, the top of the wedge then becomes the acting part, because the wood does not touch it any where else. And since the bottom of the cleft must be considered as that part where the whole stickage or resistance is accumulated, it is plain, from the nature of the lever, that the farther the power acts from the resistance, the greater is the advantage.

Fig. 10.

Some writers have advanced, that the power of the wedge is to the resistance to be overcome, as the thickness of the back of the wedge is to the length only of one of its sides; which seems very strange: for, if we suppose AB to be a strong inflexible bar of wood or iron fixt into the ground at $C B$, and D and E to be two blocks of marble lying on the ground on opposite sides of the bar; it is evident that the block D may be separated from the bar to the distance d , equal to ab , by driving the inclined plane or half wedge abo down between them; and the block E may be separated to an equal distance on the other side, in like manner, by the half wedge cdo .

But

But the power impelling each half wedge will be to the resistance of the block against its side, as the thickness of that half wedge is to its perpendicular height, because the block will be driven off perpendicular to the side of the bar *AB*. Therefore the power to drive both the half wedges is to both the resistances, as both the half backs is to the perpendicular height of each half wedge. And if the bar be taken away, the blocks put close together, and the two half wedges joined to make one; it will require as much force to drive it down between the blocks, as is equal to the sum of the separate powers acting upon the half wedges when the bar was between them.

To confirm this by an experiment, let two Fig. 11. cylinders, as *AB* and *CD*, be drawn towards one another by lines running over fixed pulleys, and a weight of 40 ounces hanging at the lines belonging to each cylinder: and let a wedge of 40 ounces weight, having its back just as thick as either of its sides is long, be put between the cylinders, which will then act against each side with a resistance equal to 40 ounces, whilst its own weight endeavours to bring it down and separate them. And here, the power of the wedge's gravity impelling it downward, will be to the resistance of both the cylinders against the wedge, as the thickness of the wedge is to double its perpendicular height; for there will then be an equilibrium between the weight of the wedge and the resistance of the cylinders against it, and it will remain at any height between them; requiring just as much power to push it upward as to pull it downward.—If another wedge of equal weight and depth with this, and only half as thick, be put between the cylinders, it will require twice as much weight to be hung at the ends

ends of the lines which draw them together, to keep the wedge from going down between them. That is, a wedge of 40 ounces, whose back is only equal to half its perpendicular height, will require 80 ounces to each cylinder, to keep it in an equilibrium between them: and twice 80 is 160, equal to four times 40. So that the power will be always to the resistance, as the thickness of the back of the wedge is to twice its perpendicular height, when the cylinders move off in a line at right angles to that perpendicular.

Fig. 11. The best way, though perhaps not the neatest, that I know of, for making a wedge with its appurtenances for such experiments, is as follows. Let $IKLM$ and $LMNO$ be two flat pieces of wood, each about fifteen inches long and three or four in breadth, joined together by a hinge at LM ; and let P be a graduated arch of brass, on which the said pieces of wood may be opened to any angle not more than 60 degrees, and then fixt at the given angle by means of the two screws a and b . Then, $IKNO$ will represent the back of the wedge, LM its sharp edge which enters the wood, and the outsides of the pieces $IKLM$ and $LMNO$ the two sides of the wedge against which the wood acts in cleaving. By means of the said arch, the wedge may be opened so, as to adjust the thickness of its back in any proportion to the length of either of its sides, but not to exceed that length: and any weight as p may be hung to the wedge upon the hook M , which weight, together with the weight of the wedge itself, may be considered as the impelling power; which is all the same in the experiment, whether it be laid upon the back of the wedge, to push it down, or hung to its edge to pull it down.—Let AB and CD be two wooden cylinders, each about two inches thick, where they

they touch the outsides of the wedge; and let their ends be made like two round flat plates, to keep the wedge from slipping off edgewise from between them. Let a small cord with a loop on one end of it, go over a pivot in the end of each cylinder, and the cords S and T belonging to the cylinder AB go over the fixt pulleys W and X , and be fastened at their other ends to the bar $w x$, on which any weight as Z may be hung at pleasure. In like manner, let the cords Q and R belonging to the cylinder BC go over the fixt pulleys V and U to the bar $v u$, on which a weight Y equal to Z may be hung. These weights, by drawing the cylinders towards one another, may be considered as the resistance of the wood acting equally against opposite sides of the wedge; the cylinders themselves being suspended near, and parallel to each other, by their pivots in loops on the lines E, F, G, H ; which lines may be fixed to hooks in the ceiling of the room. The longer these lines are, the better; and they should never be less than four feet each. The farther also the pulleys V, U and X, W are from the cylinders, the truer will the experiments be: and they may turn upon pins fixed into the wall.

In this machine, the weights Y and Z , and the weight p , may be varied at pleasure, so as to be adjusted in proportion of double the wedge's perpendicular height to the thickness of its back: and when they are so adjusted, the wedge will be in *equilibrium* with the resistance of the cylinders.

The wedge is a very great mechanical power, since not only wood but even rocks can be split by it; which would be impossible to effect by the lever, wheel and axle, or pulley: for the force of the blow, or stroke, shakes the cohering parts, and thereby makes them separate the more easily.

The
screw.

Fig. 12,
13.

6. The sixth and last mechanical power is the *screw*; which cannot properly be called a simple machine, because it is never used without the application of a lever or winch to assist in turning it: and then it becomes a compound engine of a very great force either in pressing the parts of bodies close together, or in raising great weights. It may be conceived to be made by cutting a piece of paper *ABC* (Fig. 12.) into the form of an inclined plane or half wedge, and then wrapping it round a cylinder *AB* (Fig. 13). And here it is evident, that the winch *E* must turn the cylinder once round before the weight of resistance *D* can be moved from one spiral winding to another, as from *d* to *c*: therefore, as much as the circumference of a circle described by the handle of the winch is greater than the interval or distance between the spirals, so much is the force of the screw. Thus, supposing the distance between the spirals to be half an inch, and the length of the winch to be twelve inches; the circle described by the handle of the winch where the power acts will be 76 inches nearly, or about 152 half inches, and consequently 152 times as great as the distance between the spirals: and therefore a power at the handle, whose intensity is equal to no more than a single pound, will balance 152 pounds acting against the screw; and as much additional force, as is sufficient to overcome the friction, will raise the 152 pounds; and the velocity of the power will be to the velocity of the weight, as 152 to 1. Hence it appears, that the longer the winch be made, and the nearer the spirals are to one another, so much the greater is the force of the screw.

A machine for shewing the force or power of the screw may be contrived in the following manner.





PLATE VII.



J. Ferguson delin.

J. Mynde sculp.

manner. Let the wheel *C* have a screw *ab* on its axis, working in the teeth of the wheel *D*, which suppose to be 48 in number. It is plain, that for every time the wheel *C* and screw *ab* are turned round by the winch *A*, the wheel *D* will be moved one tooth by the screw; and therefore, in 48 revolutions of the winch, the wheel *D* will be turned once round. Then, if the circumference of a circle described by the handle of the winch *A* be equal to the circumference of a groove *e* round the wheel *D*, the velocity of the handle will be 48 times as great as the velocity of any given point in the groove. Consequently, if a line *G* (above number 48) goes round the groove *e*, and has a weight of 48 pounds hung to it below the pedestal *EF*, a power equal to one pound at the handle will balance and support the weight.—To prove this by experiment, let the circumferences of the grooves of the wheels *C* and *D* be equal to one another; and then if a weight *H* of one pound be suspended by a line going round the groove of the wheel *C*, it will balance a weight of 48 pounds hanging by the line *G*; and a small addition to the weight *H* will cause it to descend, and so raise up the other weight.

If the line *G*, instead of going round the groove *e* of the wheel *D*, goes round its axle *I*; the power of the machine will be as much increased, as the circumference of the groove *e* exceeds the circumference of the axle: which, supposing it to be six times, then one pound at *H* will balance 6 times 48, or 288 pounds hung to the line on the axle: and hence the power or advantage of this machine will be as 288 to 1. That is to say, a man, who by his natural strength could lift an hundred weight, will be

able to raise 288 hundred, or $14\frac{5}{8}$ ton weight by this engine.

But the following engine is still more powerful, on account of its having the addition of four pulleys: and in it we may look upon all the mechanical powers as combined together, even if we take in the balance. For as the axis

Plate VII.
Fig. 1.

A combination of
all the
mechanical
powers.

D of the bar *AB* is in its middle at *C*, it is plain that if equal weights are suspended upon any two pins equi-distant from the axis *C*, they will counterpoise each other.—It becomes a lever by hanging a small weight *P* upon the pin *n*, and a weight as much heavier upon either of the pins *b*, *c*, *d*, *e*, or *f*, as is in proportion to the pins being so much nearer the axis. The wheel and axle *FG* is evident; so is the screw *E* which takes in the inclined plane, and with it the half wedge. Part of a cord goes round the axle, the rest under the lower pulleys *K*, *m*, over the upper pulleys *L*, *n*, and then it is tied to a hook at *m* in the lower or moveable block, on which hangs the weight *W*.

In this machine, if the wheel *F* has 30 teeth, it will be turned once round in thirty revolutions of the bar *AB*, which is fixt on the axis *D* of the screw *E*: if the length of the bar is equal to twice the diameter of the wheel, the pins *a* and *n* at the ends of the bar will move 60 times as fast as the teeth of the wheel do: and consequently, one ounce at *P* will balance 60 ounces hung upon a tooth at *q* in the horizontal diameter of the wheel. Then, if the diameter of the wheel *F* is 10 times as great as the diameter of the axle *G*, the wheel will have 10 times the velocity of the axle; and therefore one ounce *P* at the end of the lever *AC* will balance 10 times 60 or 600 ounces hung to the rope *H* which goes round

round the axle. Lastly, if four pulleys be added, they will make the velocity of the lower block *K*, and weight *W*, four times less than the velocity of the axle: and this being the last power in the machine, which is four times as great as that gained by the axle, it makes the whole power of the machine 4 times 600, or 2400. So that a man who could lift one hundred weight in his arms by his natural strength, would be able to raise 2400 times as much by this engine.—But it is here as in all other mechanical cases; for the time lost is always as much as the power gained, because the velocity with which the power moves will ever exceed the velocity with which the weight rises, as much as the intensity of the weight exceeds the intensity of the power.

The friction of the screw itself is very considerable; and there are few compound engines, but what, upon account of the friction of the parts against one another, will require a third part more of power to work them when loaded, than what is sufficient to constitute a balance between the weight and the power.

LECT. IV.

Of mills, cranes, wheel-carriages, and the engine for driving piles.

AS these engines are so universally useful, it would be ridiculous to make any apology for describing them.

In a common *breast-mill*, where the fall of water may be about ten feet, *AA* is the great wheel, which is generally about 17 or 18 feet in diameter, *F* 3

Plate VII.

Fig. 2.

A common mill.

diameter, reckoned from the outermost edge of any float-board at *a* to that of its opposite float at *b*. To this wheel the water is conveyed through a channel, and by falling upon the wheel, turns it round.

On the axis *BB* of this wheel, and within the mill house, is a wheel *D*, about 8 or 9 feet diameter, having 61 cogs, which turn a trundle *E* containing ten upright staves or rounds; and when these are the number of cogs and rounds, the trundle will make $6\frac{1}{10}$ revolutions for one revolution of the wheel.

The trundle is fixt upon a strong iron axis called the spindle, the lower end of which turns in a brass foot, fixt at *F*, in the horizontal beam *ST* called the bridge-tree; and the upper part of the spindle turns in a wooden bush fixt into the nether millstone which lies upon beams in the floor *XX*. The top part of the spindle above the bush is square, and goes into a square hole in a strong iron cross *abcd*, (see Fig. 3.) called the rynd; under which, and close to the bush, is a round piece of thick leather upon the spindle, which it turns round at the same time as it does the rynd.

The rynd is let into grooves in the under surface of the running millstone *G* (Fig. 2.) and so turns it round in the same time that the trundle *E* is turned round by the cog-wheel *D*. This millstone has a large hole quite through its middle, called the eye of the stone, through which the middle part of the rynd and upper end of the spindle may be seen; whilst the four ends of the rynd lie hid below the stone in their grooves.

The end *T* of the bridge-tree *TS* (which supports the upper millstone *G* upon the spindle) is fixed into a hole in the wall; and the end *S* is let into a beam *QR* called the brayer, whose end *R* remains

remains fixt in a mortise: and its other end Q hangs by a strong iron rod P which goes through the floor XX , and has a screw-nut on its top at O ; by the turning of which nut, the end Q of the brayer is raised or depressed at pleasure; and consequently the bridge-tree TS and upper millstone. By this means, the upper millstone may be set as close to the under one, or raised as high from it, as the miller pleases. The nearer the millstones are to one another, the finer they grind the corn, and the more remote from one another, the coarser.

The upper millstone G is inclosed in a round box H , which does not touch it any where; and is about an inch distant from its edge all around. On the top of this box stands a frame for holding the hopper kk , to which is hung the shoe I by two lines fastened to the hind-part of it, fixed upon hooks in the hopper, and by one end of the crook-string K fastened to the fore-part of it at i ; the other end being twisted round the pin L . As the pin is turned one way, the string draws up the shoe closer to the hopper, and so lessens the aperture between them; and as the pin is turned the other way, it lets down the shoe, and enlarges the aperture.

If the shoe be drawn up quite to the hopper, no corn can fall from the hopper into the mill; if it be let a little down, some will fall: and the quantity will be more or less, according as the shoe is more or less let down. For the hopper is open at bottom, and there is a hole in the bottom of the shoe, not directly under the bottom of the hopper, but forwarder towards the end i , over the middle of the eye of the millstone.

There is a square hole in the top of the spindle, Fig. 3. in which is put the feeder e : this feeder (as the

spindle turns round) jogs the shoe three times in each revolution, and so causes the corn to run constantly down from the hopper through the shoe, into the eye of the millstone, where it falls upon the top of the rynd, and is, by the motion of the rynd, and the leather under it, thrown below the upper stone, and ground between it and the lower one. The violent motion of the stone creates a centrifugal force in the corn going round with it, by which means it gets farther and farther from the center, as in a spiral, in every revolution, until it be thrown quite out; and, being then ground, it falls through a spout *M*, called the mill-eye, into the trough *N*.

When the mill is fed too fast, the corn bears up the stone, and is ground too coarse; and besides, it clogs the mill so as to make it go too slow. When the mill is too slowly fed, it goes too fast, and the stones by their attrition are apt to strike fire against one another. Both which inconveniencies are avoided by turning the pin *L* backwards or forwards, which draws up or lets down the shoe; and so regulates the feeding as the miller sees convenient.

The heavier the running millstone is, and the greater the quantity of water that falls upon the wheel, so much the faster will the mill bear to be fed; and consequently so much the more it will grind. And on the contrary, the lighter the stone, and the less the quantity of water, so much slower must the feeding be. But when the stone is considerably wore, and become light, the mill must be fed slowly at any rate; otherwise the stone will be too much borne up by the corn under it, which will make the meal coarse.

The quantity of power required to turn a heavy millstone is but very little more than what

is sufficient to turn a light one: for as it is supported upon the spindle by the bridge-tree *ST*, and the end of the spindle that turns in the brass foot therein being but small, the odds arising from the weight is but very inconsiderable in its action against the power or force of the water. And besides, a heavy stone has the same advantage as a heavy fly; namely, that it regulates the motion much better than a light one.

In order to cut and grind the corn, both the upper and under millstones have channels or furrows cut into them, proceeding obliquely from the center towards the circumference. And these furrows are cut perpendicularly on one side and obliquely on the other into the stone, which gives each furrow a sharp edge, and in the two stones they come, as it were, against one another like the edges of a pair of scissars: and so cut the corn, to make it grind the easier when it falls upon the places between the furrows. These are cut the same way in both stones when they lie upon their backs, which makes them run cross ways to each other when the upper stone is inverted by turning its furrowed surface towards that of the lower. For, if the furrows of both stones lay the same way, a great deal of the corn would be driven onward in the lower furrows, and so come out from between the stones without being either cut or bruised.

When the furrows become blunt and shallow by wearing, the running stone must be taken up, and both stones new dressed with a chisel and hammer. And every time the stone is taken up, there must be some tallow put round the spindle upon the bush, which will soon be melted by the heat the spindle acquires from its turning and rubbing against the bush, and so will get in
betwixt

betwixt them: otherwise the bush would take fire in a very little time.

The bush must embrace the spindle quite close, to prevent any shake in the motion, which would make some parts of the stones grate and fire against each other; whilst other parts of them would be too far asunder, and by that means spoil the meal in grinding.

Whenever the spindle wears the bush so as to begin to shake in it, the stone must be taken up, and a chisel drove into several parts of the bush; and when it is taken out, wooden wedges must be driven into the holes; by which means the bush will be made to embrace the spindle close all around it again. In doing this, great care must be taken to drive equal wedges into the bush on opposite sides of the spindle; otherwise it will be thrown out of the perpendicular, and so hinder the upper stone from being set parallel to the under one, which is absolutely necessary for making good work. When any accident of this kind happens, the perpendicular position of the spindle must be restored by adjusting the bridge-tree *ST* by proper wedges put between it and the brayer *QR*.

It often happens, that the rynd is a little wrenched in laying down the upper stone upon it; or is made to sink a little lower upon one side of the spindle than on the other; and this will cause one edge of the upper stone to drag all around upon the other, whilst the opposite edge will not touch. But this is easily set to rights, by raising the stone a little with a lever, and putting bits of paper, cards or thin chips, between the rynd and the stone.

The diameter of the upper stone is generally about six feet, the lower stone about an inch more:

more : and the upper stone when new contains about $22\frac{1}{2}$ cubic feet, which weighs somewhat more than 1900 pounds. A stone of this diameter ought never to go more than 60 times round in a minute ; for if it turns faster, it will heat the meal.

The grinding surface of the under stone is a little convex from the edge to the center, and that of the upper stone a little more concave : so that they are farthest from one another in the middle, and come gradually nearer towards the edges. By this means, the corn at its first entrance between the stones is only bruised ; but as it goes farther on towards the circumference or edge, it is cut smaller and smaller ; and at last finely ground just before it comes out from between them.

The water-wheel must not be too large, for if it be, its motion will be too slow ; nor too little, for then it will want power. And for a mill to be in perfection, the floats of the wheel ought to move with a third part of the velocity of the water, and the stone to turn round once in a second of time.

In order to construct a mill in this perfect manner, observe the following rules :

1. Measure the perpendicular height of the fall of water, in feet, above that part of the wheel on which the water begins to act ; and call that, the height of the fall.

2. Multiply this constant number 64.2882 by the height of the fall in feet, and the square root of the product shall be the velocity of the water at the bottom of the fall, or the number of feet that the water there moves *per* second.

3. Divide the velocity of the water by 3, and the quotient shall be the velocity of the float-boards of the wheel ; or the number of feet they must

must each go through in a second, when the water acts upon them so, as to have the greatest power to turn the mill.

4. Divide the circumference of the wheel in feet by the velocity of its floats in feet *per* second, and the quotient shall be the number of seconds in which the wheel turns round.

5. By this last number of seconds divide 60; and the quotient shall be the number of turns of the wheel in a minute.

6. Divide 60 (the number of revolutions the millstone ought to have in a minute) by the number of turns of the wheel in a minute, and the quotient shall be the number of turns the millstone ought to have for one turn of the wheel.

7. Then, as the number of turns of the wheel in a minute is to the number of turns of the millstone in a minute, so must the number of staves in the trundle be to the number of cogs in the wheel, in the nearest whole numbers that can be found.

By these rules I have calculated the following table to a water wheel 18 feet diameter, which I apprehend may be a good size in general.

To construct a mill by this table, find the height of the fall of water in the first column, and against that height, in the sixth column, you have the number of cogs in the wheel, and staves in the trundle, for causing the millstone to make about 60 revolutions in a minute, as near as possible, when the wheel goes with a third part of the velocity of the water. And it appears by the 7th column, that the number of cogs in the wheel, and staves in the trundle, are so near the truth for the required purpose, that the least number of revolutions of the millstone in a minute is between 59 and 60, and the greatest number never amounts to 61.

The

The MILL-WRIGHT'S TABLE.

Height of the fall of water.	Velo- city of the water per se- cond.	Velo- city of the wheel per se- cond.	Revolu- tions of the wheel per minute.	Revolu- tions of the mill- stone for one of the wheel.	Cogs in the wheel and flaves in the trundle.	Rev. of the mill- stone per min. by these cogs and flaves.
Feet.	100 parts of a foot. Feet.	100 parts of a foot. Feet.	100 parts of a Rev. Rev.	100 parts of a Rev. Rev.	Cogs. Staves.	100 parts of a Rev. Rev.
1	8.02	2.67	2.83	21.20	127 6	59.92
2	11.34	3.78	4.00	15.00	105 7	60.00
3	13.89	4.63	4.91	12.22	98 8	60.14
4	16.04	5.35	5.67	10.58	95 9	59.87
5	17.93	5.98	6.34	9.46	85 9	59.84
6	19.64	6.55	6.94	8.64	78 9	60.10
7	21.21	7.07	7.50	8.00	72 9	60.00
8	22.68	7.56	8.02	7.48	67 9	59.67
9	24.05	8.02	8.51	7.05	70 10	59.57
10	25.35	8.45	8.97	6.69	67 10	60.09
11	26.59	8.86	9.40	6.38	64 10	60.16
12	27.77	9.26	9.82	6.11	61 10	59.90
13	28.91	9.64	10.22	5.87	59 10	60.18
14	30.00	10.00	10.60	5.66	56 10	59.36
15	31.05	10.35	10.99	5.46	55 10	60.48
16	32.07	10.69	11.34	5.29	53 10	60.10
17	33.06	11.02	11.70	5.13	51 10	59.67
18	34.02	11.34	12.02	4.99	50 10	60.10
19	34.95	11.65	12.37	4.85	49 10	60.61
20	35.86	11.95	12.68	4.73	47 10	59.59
1	2	3	4	5	6	7

Such

Such a mill as this, with a fall of water about $7\frac{1}{2}$ feet, will require about 32 hogheads every minute to turn the wheel with a third part of the velocity with which the water falls; and to overcome the resistance arising from the friction of the geers and attrition of the stones in grinding the corn.

The greater fall the water has, the less quantity of it will serve to turn the mill. The water is kept up in the mill-dam, and let out by a sluice called the penstock, when the mill is to go. When the penstock is drawn up by means of a lever, it opens a passage through which the water flows to the wheel: and when the mill is to be stopt, the penstock is let down, which stops the water from falling upon the wheel.

A less quantity of water will turn an overshot-mill (where the wheel has buckets instead of float-boards) than a breast-mill where the fall of the water seldom exceeds half the height *Ab* of the wheel. So that, where there is but a small quantity of water, and a fall great enough for the wheel to lie under it, the bucket (or overshot) wheel is always used. But where there is a large body of water, with a little fall, the breast or float-board wheel must take place. Where the water runs only upon a little declivity, it can act but slowly upon the under part of the wheel at *b*; in which case, the motion of the wheel will be very slow: and therefore, the floats ought to be very long, though not high, that a large body of water may act upon them; so that what is wanting in velocity may be made up in power: and then the cog-wheel may have a greater number of cogs in proportion to the rounds in the trundle, in order to give the millstone a sufficient degree of velocity.

They who have read what is said in the first lecture, concerning the acceleration of bodies falling

falling freely by the power of gravity acting constantly and uniformly upon them, may perhaps ask, Why should the motion of the wheel be equable, and not accelerated, since the water acts constantly and uniformly upon it? The plain answer is, That the velocity of the wheel can never be so great as the velocity of the water that turns it; for, if it should become so great, the power of the water would be quite lost upon the wheel, and then there would be no proper force to overcome the friction of the geers and attrition of the stones. Therefore, the velocity with which the wheel begins to move, will increase no longer than till its *momentum* or force is balanced by the resistance of the working parts of the mill; and then the wheel will go on with an equable motion.

[If the cog-wheel *D* be made about 18 inches A hand- diameter, with 30 cogs, the trundle as small in mill. proportion, with 10 staves, and the millstones be each about two feet in diameter, and the whole work be put into a strong frame of wood, as represented in the figure, the engine will be a hand-mill for grinding corn or malt in private families. And then, it may be turned by a winch instead of the wheel *AA*: the millstone making three revolutions for every one of the winch. If a heavy fly be put upon the axle *B*, near the winch, it will help to regulate the motion.]

If the cogs of the wheel and rounds of the trundle could be put in as exactly as the teeth are cut in the wheels and pinions of a clock, then the trundle might divide the wheel exactly: that is to say, the trundle might make a given number of revolutions for one of the wheel, without a fraction. But as any exact number is not necessary in mill-work, and the cogs and rounds cannot be set in so truly as to make all the

the intervals between them equal; a skilful mill-wright will always give the wheel what he calls a *hunting cog*; that is, one more than what will answer to an exact division of the wheel by the trundle. And then, as every cog comes to the trundle, it will take the next staff or round behind the one which it took in the former revolution: and by that means, will wear all the parts of the cogs and rounds which work upon one another equally, and to equal distances from one another in a little time; and so make a true uniform motion throughout the whole work. Thus, in the above water-mill, the trundle has 10 staves, and the wheel 61 cogs.

Fig. 4.


Sometimes, where there is a sufficient quantity of water, the cog-wheel *AA* turns a large trundle *BB*, on whose axis *C* is fixed the horizontal wheel *D*, with cogs all around its edge, turning two trundles *E* and *F* at the same time; whose axes or spindles *G* and *H* turn two mill-stones *I* and *K*, upon the fixed stones *L* and *M*. And when there is not work for them both, either may be made to lie quiet, by taking out one of the staves of its trundle, and turning the vacant place towards the cog-wheel *D*. And there may be a wheel fixt on the upper end of the great upright axle *C* for turning a couple of boulding-mills; and other work for drawing up the sacks, fanning and cleaning the corn, sharpening of tools, &c.


A horse-mill.

If, instead of the cog-wheel *AA* and trundle *BB*, horizontal levers be fixed into the axle *C*, below the wheel *D*; then, horses may be put to these levers for turning the mill: which is often done where water cannot be had for that purpose.

A wind-mill.

The working parts of a wind-mill differ very little from those of a water-mill; only the former is





is turned by the action of the wind upon four sails, every one of which ought (as is generally believed) to make an angle of $54\frac{2}{3}$ degrees with a plane perpendicular to the axis on which the arms are fixt for carrying them. It being demonstrable, that when the sails are set to such an angle, and the axis turned end-ways toward the wind, the wind has the greatest power upon the sails. But this angle answers only to the case of a vane or sail just beginning to move*: for, when the vane has a certain degree of motion, it yields to the wind; and then that angle must be increased to give the wind its full effect.

Again, the increase of this angle should be different, according to the different velocities from the axis to the extremity of the vane. At the axis it should be $54\frac{2}{3}$ degrees, and thence continually decrease, giving the vane a twist, and so causing all the ribs of the vane to lie in different planes.

Lastly, These ribs ought to decrease in length from the axis to the extremity, giving the vane a curvilinear form; so that no part of the force of any one rib be spent upon the rest, but all move on independent of each other. All this is required to give the sails of a wind-mill their true form: and we see both the twist and the diminution of the ribs exemplified in the wings of birds.

It is almost incredible to think with what velocity the tips of the sails move when acted upon by a moderate gale of wind. I have several times counted the number of revolutions made by the sails in ten or fifteen minutes; and from the length of the arms from tip to tip, have computed, that if a hoop of that diameter was to run upon the ground with the same velo-

* See MACLAURIN'S Fluxions, near the end.

city that it would move if put upon the sail-arms, it would go upwards of 30 miles in an hour.

As the ends of the sails nearest the axis cannot move with the same velocity that the tips or farthest ends do, although the wind acts equally strong upon them; perhaps a better position than that of stretching them along the arms directly from the center of motion, might be to have them set perpendicularly across the farther ends of the arms, and there adjusted lengthwise to the proper angle. For, in that case, both ends of the sails would move with the same velocity; and being farther from the center of motion, they would have so much the more power: and then, there would be no occasion for having them so large as they are generally made; which would render them lighter, and consequently, there would be so much the less friction on the thick neck of the axle where it turns in the wall.

A crane.

Plate VIII.

Fig. 1.

A crane is an engine by which great weights are raised to certain heights, or let down to certain depths. It consists of wheels, axles, pulleys, ropes, and a gib or gibbet. When the rope *H* is hooked to the weight *K*, a man turns the winch *A*, on the axis whereof is the trundle *B*, which turns the wheel *C*, on whose axis *D* is the trundle *E*, which turns the wheel *F* with its upright axis *G*, on which the great rope *HH* winds as the wheel turns; and going over a pulley *I* at the end of the arm *d* of the gib *ccde*, it draws up the heavy burden *K*; which, being raised to a proper height, as from a ship to the quay, is then brought over the quay by pulling the wheel *Z* round by the handles *z, z*, which turns the gib by means of the half wheel *b* fixt on the gib-post *cc*, and the strong pinion *a* fixt on the axis of the wheel *Z*. This wheel gives the man that turns it an absolute command over the

the gib, so as to prevent it from taking any unlucky swing, such as often happens when it is only guided by a rope tied to its arm *d*; and people are frequently hurt, sometimes killed, by such accidents.

The great rope goes between two upright rollers *i* and *k*, which turn upon gudgeons in the fixed beams *f* and *g*; and as the gib is turned towards either side, the rope bends upon the roller next that side. Were it not for these rollers, the gib would be quite unmanageable; for the moment it were turned ever so little towards any side, the weight *K* would begin to descend, because the rope would be shortened between the pulley *I* and axis *G*; and so the gib would be pulled violently to that side, and either be broke to pieces, or break every thing that came in its way. These rollers must be placed so, that the sides of them, round which the rope bends, may keep the middle of the bended part directly even with the center of the hole in which the upper gudgeon of the gib turns in the beam *f*. The truer these rollers are placed, the easier the gib is managed, and the less apt to swing either way by the force of the weight *K*.

A ratchet-wheel *Q* is fixt upon the axis *D*, near the trundle *E*; and into this wheel the catch or click *R* falls. This hinders the machinery from running back by the weight of the burden *K*, if the man who raises it should happen to be careless, and so leave off working at the winch *A* sooner than he ought to do.

When the burden *K* is raised to its proper height from the ship, and brought over the quay by turning the gib about, it is let down gently upon the quay, or into a cart standing thereon, in the following manner: A man takes hold of the rope *tt* (which goes over the pulley

v, and is tied to a hook at *S* in the catch *R*) and so disengages the catch from the ratchet-wheel *Q*; and then, the man at the winch *A* turns it backward, and lets down the weight *K*. But if the weight pulls too hard against this man, another lays hold of the handle *V*, and by pulling it downward, draws the gripe *U* close to the wheel *T*, which, by rubbing hard against the gripe, hinders the too quick descent of the weight; and not only so, but even stops it at any time, if required. By this means, heavy goods may be either raised or let down at pleasure, without any danger of hurting the men who work the engine.

When part of the goods are craned up, and the rope is to be let down for more, the catch *R* is first disengaged from the ratchet-wheel *Q*, by pulling the cord *t*; then the handle *q* is turned half round backward, which, by the crank *nn* in the piece *o*, pulls down the frame *b* between the guides *m* and *m* (in which it slides in a groove) and so disengages the trundle *B* from the wheel *C*: and then, the heavy hook β at the end of the rope *H* descends by its own weight, and turns back the great wheel *F* with its trundle *E*, and the wheel *C*; and this last wheel acts like a fly against the wheel *F* and hook β ; and so hinders it from going down too quick; whilst the weight *X* keeps up the gripe *U* from rubbing against the wheel *T*, by means of a cord going from the weight, over the pulley *w* to the hook *W* in the gripe; so that the gripe never touches the wheel, unless it be pulled down by the handle *V*.

When the crane is to be set at work again, for drawing up another burden, the handle *q* is turned half round forwards; which, by the crank *nn*, raises up the frame *b*, and causes the
trundle

trundle *B* to lay hold of the wheel *C*; and then, by turning the winch *A*, the burden of goods *K* is drawn up as before.

The crank *nn* turns pretty stiff in the mortise near *o*, and stops against the farther end of it when it has got just a little beyond the perpendicular; so that it can never come back of itself: and therefore, the trundle *B* can never come away from the wheel *C*, until the handle *q* be turned half round, backwards.

The great rope runs upon rollers in the lever *LM*, which keeps it from bending between the axle at *G* and the pulley *I*. This lever turns upon the axis *N* by means of the weight *O*, which is just sufficient to keep its end *L* up to the rope; so that, as the great axle turns, and the rope coils round it, the lever rises with the rope, and prevents the coilings from going over one another.

The power of this crane may be estimated thus: suppose the trundle *B* to have 13 staves or rounds, and the wheel *C* to have 78 spur cogs; the trundle *E* to have 14 staves, and the wheel *F* 56 cogs. Then, by multiplying the staves of the trundles, 13 and 14, into one another, their product will be 182; and by multiplying the cogs of the wheels, 78 and 56, into one another, their product will be 4368, and dividing 4368 by 182, the quotient will be 24; which shews that the winch *A* makes 24 turns for one turn of the wheel *F* and its axle *G* on which the great rope or chain *HIH* winds. So that, if the length or radius of the winch *A* were only equal to half the diameter of the great axle *G*, added to half the thickness of the rope *H*, the power of the crane would be as 24 to 1: but the radius of the winch being double the above length, it doubles the said power, and so makes it as 48 to 1: in which case, a man may raise 48 times as much weight

by this engine as he could do by his natural strength without it, making proper allowance for the friction of the working parts.—Two men may work at once, by having another winch on the opposite end of the axis of the trundle under *B*; and so make the power still double.

If this power be thought greater than what may be generally wanted, the wheels may be made with fewer cogs in proportion to the staves in the trundles; and so the power may be of whatever degree is judged to be requisite. But if the weight be so great as will require yet more power to raise it (suppose a double quantity) then the rope *H* may be put under a moveable pulley, as *d*, and the end of it tied to a hook in the gib at *e*; which will give a double power to the machine, and so raise a double weight hooked to the block of the moveable pulley.

When only small burthens are to be raised, this may be quickly done by men pushing the axle *G* round by the handspokes *y, y, y, y*; having first disengaged the trundle *B* from the wheel *C*: and then, this wheel will only act as a fly upon the wheel *F*; and the catch *R* will prevent its running back, if the men should inadvertently leave off pushing before the burthen be unhooked from *β*.

Lastly, When very heavy burthens are to be raised, which might endanger the breaking of the cogs in the wheel *F*; their force against these cogs may be much abated by men pushing round the handspokes *y, y, y, y*, whilst the man at *A* turns the winch.

I have only shewn the working parts of this crane, without the whole of the beams which support them; knowing that these are easily supposed,

supposed, and that if they had been drawn, they would have hid a great deal of the working parts from sight, and also confused the figure.

Another very good *crane* is made in the following manner. *AA* is a great wheel turned by men walking within it at *H*. On the part *C*, of its axle *BC*, the great rope *D* is wound as the wheel turns; and this rope draws up goods in the same way as the rope *HH* does in the above-mentioned crane, the gib-work here being supposed to be of the same sort. But these cranes are very dangerous to the men in the wheel; for, if any of the men should chance to fall, the burthen will make the wheel run back and throw them all about within it; which often breaks their limbs, and sometimes kills them. The late ingenious Mr. *Padmore* of Bristol, (whose contrivance the forementioned crane is, so far as I can remember its construction, after seeing it once about twelve years ago *,) observing this dangerous construction, contrived a method for remedying it, by putting cogs all around the outside of the wheel, and applying a trundle *E* to turn it; which increases the power as much as the number of cogs in the wheel is greater than the number of staves in the trundle: and by putting a ratchet-wheel *F* on the axis of the trundle, (as in the above-mentioned crane) with a catch to fall into it, the great wheel is stopt from running back by the force of the weight, even if all the men in

Another
crane.
Fig. 2.

* Since the first edition of this book was printed, I have seen the same crane again; and do find, that though the working parts are much the same as above described, yet the method of raising or lowering the trundle *B*, and the catch *R*, are better contrived than I had described them.

it should leave off walking. And by one man working at the winch *I*, or two men at the opposite winches when needful, the men in the wheel are much assisted, and much greater weights are raised, than could be by men only within the wheel. Mr. *Padmore* put also a gripe-wheel *G* upon the axis of the trundle, which being pinched in the same manner as described in the former crane, heavy burthens may be let down without the least danger. And before this contrivance, the lowering of goods was always attended with the utmost danger to the men in the wheel; as every one must be sensible of, who has seen such engines at work.

And it is surprising that the masters of wharfs and cranes should be so regardless of the limbs, or even lives of their workmen, that excepting the late Sir *James Creed* of Greenwich, and some gentlemen at Bristol, there is scarce an instance of any who has used this safe contrivance.

Wheel-carriages.

The structure of *wheel-carriages* is generally so well known, that it would be needless to describe them. And therefore, we shall only point out some inconveniencies attending the common method of placing the wheels, and loading the waggons.

In coaches, and all other four-wheeled carriages, the fore-wheels are made of a less size than the hind ones, both on account of turning short, and to avoid cutting the braces: otherwise, the carriage would go much easier if the fore-wheels were as high as the hind ones, and the higher the better, because they would sink to less depths in little hollowings in the roads, and be the more easily drawn out of
I
them,

them. But carriers and coachmen give another reason for making the fore-wheels much lower than the hind-wheels; namely, that when they are so, the hind-wheels help to push on the fore ones: which is too unphilosophical and absurd to deserve a refutation, and yet for their satisfaction we shall shew by experiment that it has no existence but in their own imaginations.

It is plain that the small wheels must turn as much oftener round than the great ones, as their circumferences are less. And therefore, when the carriage is loaded equally heavy on both axles, the fore-axle must sustain as much more friction, and consequently wear out as much sooner, than the hind-axle, as the fore-wheels are less than the hind-ones. But the great misfortune is, that all the carriers to a man do obstinately persist, against the clearest reason and demonstration, in putting the heavier part of the load upon the fore-axle of the waggon; which not only makes the friction greatest where it ought to be least, but also presseth the fore-wheels deeper into the ground than the hind-wheels, notwithstanding the fore-wheels, being less than the hind ones, are with so much the greater difficulty drawn out of a hole or over an obstacle, even supposing the weights on their axles were equal. For the difficulty, with equal weights, will be as the depth of the hole or height of the obstacle is to the semidiameter of the wheel. Thus, if we suppose the small wheel *D* of the waggon *AB* to fall into a hole of the depth *EF*, which is equal to the semidiameter of the wheel, and the waggon to be drawn horizontally along; it is evident, that the point *E* of the small wheel will be drawn directly against the top of the hole; and therefore,

Fig. 3.

fore, all the power of horses and men will not be able to draw it out, unless the ground gives way before it. Whereas, if the hind-wheel *C* falls into such a hole, it sinks not near so deep in proportion to its semidiameter; and therefore, the point *G* of the large wheel will not be drawn directly, but obliquely, against the top of the hole; and so will be easily got out of it. Add to this, that as a small wheel will often sink to the bottom of a hole, in which a great wheel will go but a very little way, the small wheels ought in all reason to be loaded with less weight than the great ones: and then the heavier part of the load would be less jolted upward and downward, and the horses tired so much the less, as their draught raised the load to less heights.

It is true, that when the waggon-road is much up-hill, there may be danger in loading the hind part much heavier than the fore part; for then the weight would overhang the hind-axle, especially if the load be high, and endanger tilting up the fore-wheels from the ground. In this case, the safest way would be to load it equally heavy on both axles; and then, as much more of the weight would be thrown upon the hind-axle than upon the fore one, as the ground rises from a level below the carriage. But as this seldom happens, and when it does, a small temporary weight laid upon the pole between the horses would overbalance the danger; and this weight might be thrown into the waggon when it comes to level ground; it is strange that an advantage so plain and obvious as would arise from loading the hind-wheels heaviest, should not be laid hold of, by complying with this method.

To

To confirm these reasonings by experiment, let a small model of a waggon be made, with its fore-wheels $2\frac{1}{2}$ inches in diameter, and its hind-wheels $4\frac{1}{2}$; the whole model weighing about 20 ounces. Let this little carriage be loaded any how with weights, and have a small cord tied to each of its ends, equally high from the ground it rests upon; and let it be drawn along a horizontal board, first by a weight in a scale hung to the cord at the fore-part; the cord going over a pulley at the end of the board to facilitate the draught, and the weight just sufficient to draw it along. Then, turn the carriage, and hang the scale and weight to the hind cord, and it will be found to move along with the same velocity as at first: which shews, that the power required to draw the carriage is all the same, whether the great or small wheels are foremost; and therefore the great wheels do not help in the least to push on the small wheels in the road.

Hang the scale to the fore-cord, and place the fore-wheels (which are the small ones) in two holes, cut three eight parts of an inch deep into the board; then put a weight of 32 ounces into the carriage, over the fore-axle, and an equal weight over the hind one: this done, put 44 ounces into the scale, which will be just sufficient to draw out the fore-wheels: but if this weight be taken out of the scale, and one of 16 ounces put into its place, if the hind-wheels are placed in the holes, the 16 ounce weight will draw them out; which is little more than a third part of what was necessary to draw out the fore-wheels. This shews, that the larger the wheels are, the less power will draw the carriage, especially on rough ground.

Put

Put 64 ounces over the axle of the hind-wheels, and 32 over the axle of the fore ones, in the carriage; and place the fore-wheels in the holes: then, put 38 ounces into the scale, which will just draw out the fore-wheels; and when the hind ones come to the hole, they will find but very little resistance, because they sink but a little way into it.

But shift the weights in the carriage, by putting the 32 ounces upon the hind-axle, and the 64 ounces upon the fore one; and place the fore-wheels in the holes: then, if 76 ounces be put into the scale, it will be found no more than sufficient to draw out these wheels; which is double the power required to draw them out, when the lighter part of the load was put upon them: which is a plain demonstration of the absurdity of putting the heaviest part of the load in the fore-part of the waggon.

Every one knows what an out-cry was made by the generality, if not the whole body, of the carriers, against the broad-wheel act; and how hard it was to persuade them to comply with it, even though the government allowed them to draw with more horses, and carry greater loads, than usual. Their principal objection was, that as a broad wheel must touch the ground in a great many more points than a narrow wheel, the friction must of course be just so much the greater; and consequently, there must be so many more horses than usual, to draw the waggon. I believe that the majority of people were of the same opinion, not considering, that if the whole weight of the waggon and load in it bears upon a great many points, each sustains a proportionably less degree of weight and friction, than when it bears only upon a few points; so that
what

what is wanting in one, is made up in the other; and therefore will be just equal under equal degrees of weight, as may be shewn by the following plain and easy experiment.

Let one end of a piece of packthread be fastened to a brick, and the other end to a common scale for holding weights: then, having laid the brick edgewise on a table, and let the scale hang under the edge of the table, put as much weight into the scale as will just draw the brick along the table. Then taking back the brick to its former place, lay it flat on the table, and leave it to be acted upon by the same weight in the scale as before, which will draw it along with the same ease as when it lay upon its edge. In the former case, the brick may be considered as a narrow wheel on the ground; and in the latter as a broad wheel. And since the brick is drawn along with equal ease, whether its broad side or narrow edge touches the table, it shews that a broad wheel might be drawn along the ground with the same ease as a narrow one (supposing them equally heavy) even though they should drag, and not roll, as they go along.

As narrow wheels are always sinking into the ground, especially when the heaviest part of the load lies upon them, they must be considered as going constantly up hill, even on level ground. And their sides must sustain a great deal of friction by rubbing against the ruts made by them. But both these inconveniencies are avoided by broad wheels; which, instead of cutting and ploughing up the roads, roll them smooth, and harden them; as experience testifies in places where they have been used, especially either on wettilsh or sandy ground: though after all it must be confessed, that they will not do in stiff clayey cross roads;

roads; because they would soon gather up as much clay as would be almost equal to the weight of an ordinary load.

If the wheels were always to go upon smooth and level ground, the best way would be to make the spokes perpendicular to the naves; that is, to stand at right angles to the axles; because they would then bear the weight of the load perpendicularly, which is the strongest way for wood. But because the ground is generally uneven, one wheel often falls into a cavity or rut when the other does not; and then it bears much more of the weight than the other does: in which case, concave or dishing wheels are best, because when one falls into a rut, and the other keeps upon high ground, the spokes become perpendicular in the rut, and therefore have the greatest strength when the obliquity of the load throws most of its weight upon them; whilst those on the high ground have less weight to bear, and therefore need not be at their full strength. So that the usual way of making the wheels concave is by much the best.

The axles of the wheels ought to be perfectly straight, that the rims of the wheels may be parallel to each other; for then they will move easiest, because they will be at liberty to go on straight forwards. But in the usual way of practice, the axles are bent downward at their ends; which brings the sides of the wheels next the ground nearer to one another than their opposite or higher sides are: and this not only makes the wheels to drag sidewise as they go along, and gives the load a much greater power of crushing them than when they are parallel to each other, but also endangers the over-turning of the carriage when any wheel falls into a hole or rut; or
when





PLATE IX.



when the carriage goes in a road which has one side lower than the other, as along the side of a hill. Thus (in the hind view of a waggon or cart) let AE and BF be the great wheels parallel to each other, on their straight axle K , and *Fig. 4.* HCI the carriage loaded with heavy goods from C to G . Then, as the carriage goes on in the oblique road AaB , the center of gravity of the whole machine and load will be at C^* ; and the * See line of direction CdD falling within the wheel *page 13.* BF , the carriage will not overset. But if the wheels be inclined to each other on the ground, *Fig. 5.* as AE and BF are, and the machine be loaded as before, from C to G , the line of direction CdD falls without the wheel BF , and the whole machine tumbles over. When it is loaded with heavy goods (such as lead or iron) which lie low, *Fig. 4.* it may travel safely upon an oblique road so long as the center of gravity is at C , and the line of direction Cd falls within the wheels; but if it be loaded high with lighter goods (such as wool-packs) from C to L , the center of gravity is raised *Fig. 6.* from C to K , which throws the line of direction Kk without the lowest edge of the wheel BF , and then the load oversets the waggon.

If there be some advantage from small forewheels, on account of the carriage turning more easily and short than it can be made to do when they are large; there is at least as great a disadvantage attending them, which is, that as their axle is below the level of the horses breasts, the horses not only have the loaded carriage to draw along, but also part of its weight to bear; which tires them sooner, and makes them grow much stiffer in their hams, than they would be if they drew on a level with the fore-axle. And for this reason, we find coach horses soon

soon become unfit for riding. So that on all accounts it is plain, that the fore-wheels of all carriages ought to be so high, as to have their axles even with the breast of the horses; which would not only give the horses a fair draught, but likewise cause the machine to be drawn by a less degree of power.

Plate IX. We shall conclude this lecture with a description of Mr. *Vauloue's* curious engine, which was made use of for driving the piles of Westminster-bridge: and the reader may cast his eyes upon the first and second figures of the plate, in which the same letters of reference are annexed to the same parts, in order to explain those in the second, which are either partly or wholly hid in the first.

The pile-engine. *A* is the great upright shaft or axle, on which are the great wheel *B* and drum *C*, turned by horses joined to the bars *S, S*. The wheel *B* turns the trundle *X*, on the top of whose axis is the fly *O*, which serves to regulate the motion, and also to act against the horses, and keep them from falling when the heavy ram *Q* is discharged to drive the pile *P* down into the mud in the bottom of the river. The drum *C* is loose upon the shaft *A*, but is locked to the wheel *B* by the bolt *T*. On this drum the great rope *HH* is wound; one end of the rope being fixed to the drum, and the other to the follower *G*, to which it is conveyed over the pulleys *I* and *K*. In the follower *G* is contained the tongs *F* (see Fig. 3.) that takes hold of the ram *Q* by the staple *R* for drawing it up. *D* is a spiral or fusy fixt to the drum, on which is wound the small rope *T* that goes over the pulley *U*, under the pulley *V*, and is fastened to the top of the frame at 7. To the pulley block *V* is hung the counterpoise *W*, which

which hinders the follower from accelerating as it goes down to take hold of the ram: for, as the follower tends to acquire velocity in its descent, the line *T* winds downwards upon the fusy, on a larger and larger radius, by which means the counterpoise *W* acts stronger and stronger against it; and so allows it to come down with only a moderate and uniform velocity. The bolt *X* locks the drum to the great wheel, being pushed upward by the small lever 2, which goes through a mortise in the shaft *A*, turns upon a pin in the bar 3 fixt to the great wheel *B*, and has a weight 4, which always tends to push up the bolt *X* through the wheel into the drum. *L* is the great lever turning on the axis *m*, and resting upon the forcing bar 5, 5, which goes down through a hollow in the shaft *A*, and bears up the little lever 2.

By the horses going round, the great rope *H* is wound about the drum *C*, and the ram *Q* is drawn up by the tongs *F* in the follower *G*, until the tongs comes between the inclined planes *E*; which, by shutting the tongs at the top, opens it at the foot, and discharges the ram, which falls down between the guides *b b* upon the pile *P*, and drives it by a few strokes as far into the mud as it can go; after which, the top-part is sawed off close to the mud, by an engine for that purpose. Immediately after the ram is discharged, the piece 6 upon the follower *G* takes hold of the ropes *a, a*, which raise the end of the lever *L*, and cause its end *N* to descend and press down the forcing bar 5 upon the little lever 2, which by pulling down the bolt *X*, unlocks the drum *C* from the great wheel *B*; and then, the follower, being at liberty, comes down by its own weight to the ram; and the lower ends of the tongs slip

H

over

over the staple *R* and the weight of their heads causes them to fall outward, and shuts upon it. Then the weight 4 pushes up the bolt *Z* into the drum, which locks it to the great wheel, and so the ram is drawn up as before.

As the follower comes down, it causes the drum to turn backward, and unwinds the rope from it, whilst the horses, great wheel, trundle and fly, go on with an uninterrupted motion: and as the drum is turning backward, the counterpoise *W* is drawn up, and its rope *T* wound upon the spiral fuly *D*.

There are several holes in the under side of the drum, and the bolt *Z* always takes the first one that it finds when the drum stops by the falling of the follower upon the ram; until which stoppage, the bolt has not time to slip into any of the holes.

This engine was placed upon a barge on the water, and so was easily conveyed to any place desired.—I never had the good fortune to see it, but drew this figure from a model which I made from a print of it; being not quite satisfied with the view which the print gives. I have been told that the ram was a ton weight, and that the guides *b b*, between which it was drawn up and let fall down, were 30 feet high. I suppose the great wheel may have had 100 cogs, and the trundle 10 staves or rounds; so that the fly would make 10 revolutions for one of the great wheel.

3

LECT.


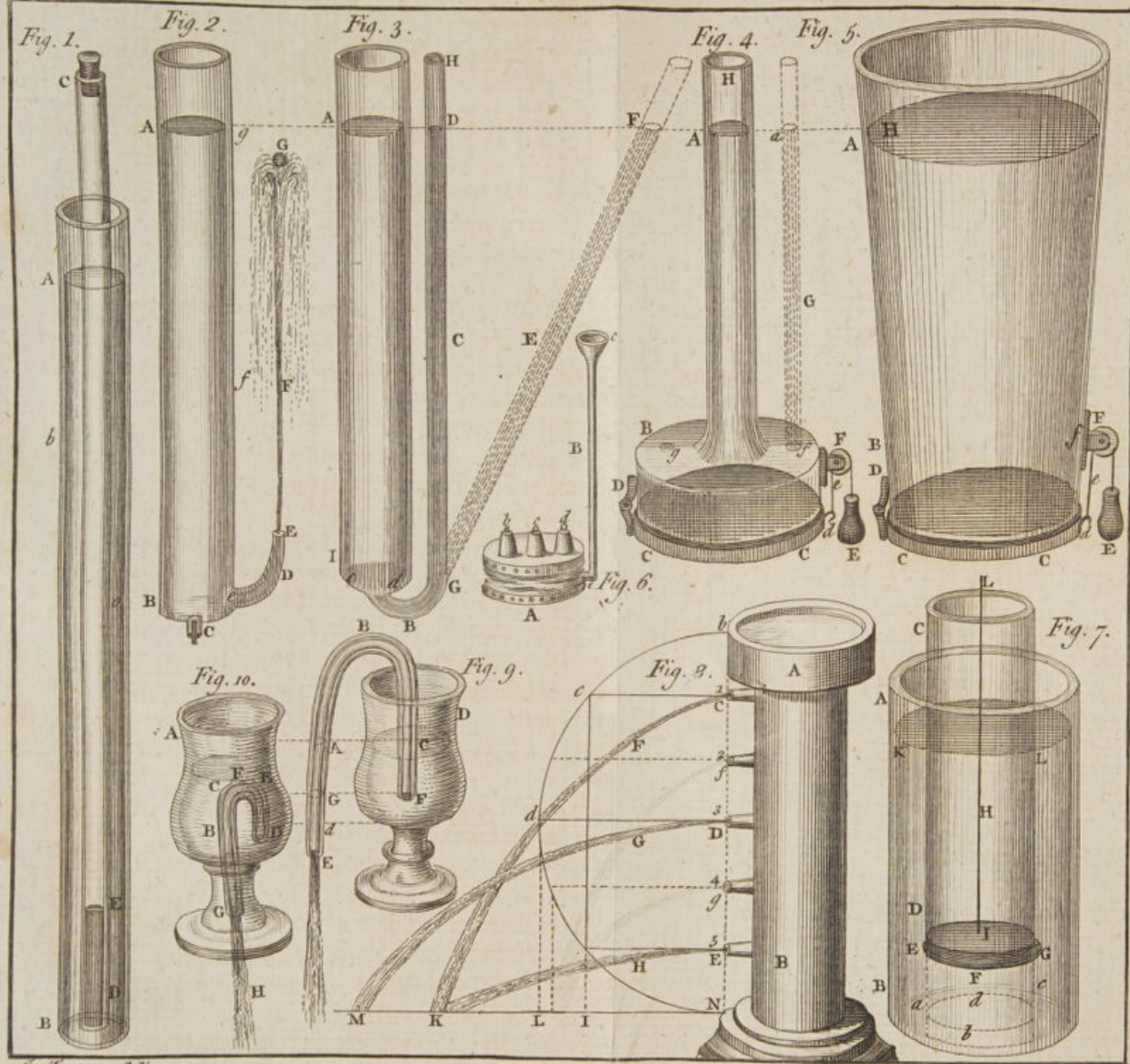


PLATE X.



J. Ferguson delin.

J. Mynde sc.

LECT. V.

Of hydrostatics, and hydraulic machines, in general.

THE science of *hydrostatics* treats of the nature, gravity, pressure, and motion of fluids in general; and of weighing solids in them.

A fluid is a body that yields to the least pressure or difference of pressures. Its particles are so small, that they cannot be discerned by the best microscopes; they are hard, since no fluid except air or steam, can be pressed into a less space than it naturally possesses; and they must be round and smooth, seeing they are so easily moved among one another.

Definition of a fluid.

All bodies, both fluid and solid, press downwards by the force of gravity: but fluids have this wonderful property, that their pressure upwards and sidewise is equal to their pressure downwards; and this is always in proportion to their perpendicular height, without any regard to their quantity; for, as each particle is quite free to move, it will move towards that part or side on which the pressure is least. And hence, no particle or quantity of a fluid can be at rest, till it is every way equally pressed.

To shew by experiment that fluids press upward as well as downward, let *AB* be a long upright tube filled with water near to its top; and *CD* a small tube open at both ends, and immersed into the water in the large one: if the immersion be quick, you will see the water rise in the small tube to the same height that it stands in the great one, or until the surfaces of the

Plate X.

Fig. 1.

Fluids press as much upward as downward.

water in both are on the same level: which shews that the water is pressed upward into the small tube by the weight of what is in the great one; otherwise it could never rise therein, contrary to its natural gravity; unless the diameter of the bore were so small, that the attraction of the tube would raise the water; which will never happen, if the tube be as wide as that in a common barometer. And, as the water rises no higher in the small tube than till its surface be on a level with the surface of the water in the great one, this shews that the pressure is not in proportion to the quantity of water in the great tube, but in proportion to its perpendicular height therein: for there is much more water in the great tube all around the small one, than what is raised to the same height in the small one, as it stands in the great.

Take out the small tube, and let the water run out of it; then it will be filled with air. Stop its upper end with the cork *C*, and it will be full of air all below the cork: this done, plunge it again to the bottom of the water in the great tube, and you will see the water rise up in it to the height *E*; which shews that the air is a body, otherwise it could not hinder the water from rising up to the same height as it did before, namely, to *A*; and in so doing, it drove the air out at the top; but now the air is confined by the cork *C*: and it also shews that the air is a compressible body, for if it were not so, a drop of water could not enter into the tube.

The pressure of fluids being equal in all directions, it follows that the sides of a vessel are as much pressed by a fluid in it, all around in any given ring of points, as the fluid below that ring is pressed by the weight of all that stands above it.

it. Hence the pressure upon every point in the sides, immediately above the bottom, is equal to the pressure upon every point of the bottom. To shew this by experiment, let a hole be made at *e* in the side of the tube *AB* close by the bottom; and another hole of the same size in the bottom at *C*; then pour water into the tube, keeping it full as long as you choose the holes should run, and have two basons ready to receive the water that runs through the two holes, until you think there is enough in each bason; and you will find by measuring the quantities, that they are equal; which shews that the water run with equal speed through both holes: which it could not have done, if it had not been equally pressed through them both. For, if a hole of the same size be made in the side of the tube, as about *f*, and if all three are permitted to run together, you will find that the quantity run through the hole at *f* is much less than what has run in the same time through either of the holes *C* or *e*.

In the same figure, let the tube be turned up from the bottom at *C* into the shape *DE*, and the hole at *C* be stoppt with a cork. Then, pour water into the tube to any height, as *Ag*, and it will spout up in a jet *EFG*, nearly as high as it is kept in the tube *AB*, by continuing to pour in as much there as runs through the hole *E*; which will be the case whilst the surface *Ag* keeps at the same height. And if a little ball of cork *G* be laid upon the top of the jet, it will be supported thereby, and dance upon it. The reason why the jet rises not quite so high as the surface of the water *Ag*, is owing to the resistance it meets with in the open air: for, if a tube, either great or small, was screwed upon the pipe at *E*, the

water would rise in it until the surfaces of the water in both tubes were on the same level; as will be shewn by the next experiment.

The hydrostatic paradox.

Any quantity of a fluid, how small soever, may be made to balance and support any quantity, how great soever. This is deservedly termed *the hydrostatical paradox*, which we shall first shew by an experiment, and then account for it upon the principle above mentioned, namely, that *the pressure of fluids is directly as their perpendicular height, without any regard to their quantity.*

Fig. 3.

Let a small glass tube DCG , open throughout, and bended at B , be joined to the end of a great one AI at cd , where the great one is also open; so that these tubes in their openings may freely communicate with each other. Then pour water through a small necked funnel into the small tube at H ; this water will run through the joining of the tubes at cd , and rise up into the great tube; and if you continue pouring until the surface of the water comes to any part, as A , in the great tube, and then leave off, you will see that the surface of the water in the small tube will be just as high, at D ; so that the perpendicular height of the water will be the same in both tubes, however small the one be in proportion to the other. This shews, that the small column DCG balances and supports the great column Acd ; which it could not do if their pressures were not equal against one another in the recurved bottom at B . — If the small tube be made longer, and inclined in the situation GEF , the surface of the water in it will stand at F , on the same level with the surface A in the great tube; that is, the water will have the same perpendicular height in both tubes, although the column in the small tube is longer than that in the great one; the

the former being oblique, and the latter perpendicular.

Since then the pressure of fluids is directly as their perpendicular heights, without any regard to their quantities, it appears that whatever the figure or size of vessels be, if they are of equal heights, and if the areas of their bottoms are equal, the pressures of equal heights of water are equal upon the bottoms of these vessels; even though the one should hold a thousand or ten thousand times as much water as would fill the other. To confirm this part of the hydrostatical paradox by an experiment, let two vessels be prepared of equal heights, but very unequal contents, such as AB in Fig. 4. and AB in Fig. 5. Let each vessel be open at both ends, and their bottoms Dd , Dd be of equal widths. Let a brass bottom CC be exactly fitted to each vessel, not to go into it, but for it to stand upon; and let a piece of wet leather be put between each vessel and its brass bottom, for the sake of closeness. Join each bottom to its vessel by a hinge D , so that it may open like the lid of a box; and let each bottom be kept up to its vessel by equal weights E and E hung to lines which go over the pulleys F and F (whose blocks are fixed to the sides of the vessels at f) and the lines tied to hooks at d and d , fixed in the brass bottoms opposite to the hinges D and D . Things being thus prepared and fitted, hold the vessel AB (Fig. 5.) upright in your hands over a basin on a table, and cause water to be poured into the vessel slowly, till the pressure of the water bears down its bottom at the side d , and raises the weight E ; and then part of the water will run out at d . Mark the height at which the surface H of the water stood in the vessel, when the bot-

tom began to give way at d ; and then, holding up the other vessel AB (Fig. 4.) in the same manner, cause water to be poured into it at H ; and you will see that when the water rises to A in this vessel, just as high as it did in the former, its bottom will also give way at d , and it will lose part of the water.

The natural reason of this surprising phenomenon is, that since all parts of a fluid at equal depths below the surface are equally pressed in all manner of directions, the water immediately below the fixed part Bf (Fig. 4.) will be pressed as much upward against its lower surface within the vessel, by the action of the column Ag , as it would be by a column of the same height, and of any diameter whatever; (as was evident by the experiment with the tube, Fig. 3.) and therefore, since action and reaction are equal and contrary to each other, the water immediately below the surface Bf will be pressed as much downward by it, as if it was immediately touched and pressed by a column of the height gA , and of the diameter Bf : and therefore, the water in the cavity $BDdf$ will be pressed as much downward upon its bottom CC , as the bottom of the other vessel (Fig. 5.) is pressed by all the water above it.

Fig. 4.

To illustrate this a little farther, let a hole be made at f in the fixed top Bf , and let a tube G be put into it; then, if water be poured into the tube A , it will (after filling the cavity Bd) rise up into the tube G , until it comes to a level with that in the tube A ; which is manifestly owing to the pressure of the water in the tube A , upon that in the cavity of the vessel below it. Consequently, that part of the top Bf , in which the hole is now made, would, if corked up, be pressed

pressed upward with a force equal to the weight of all the water which is supported in the tube G : and the same thing would hold at g , if a hole were made there. And so if the whole cover or top Bf were full of holes, and had tubes as high as the middle one Ag put into them, the water in each tube would rise to the same height as it is kept into the tube A , by pouring more into it, to make up the deficiency that it sustains by supplying the others, until they are all full: and then the water in the tube A would support equal heights of water in all the rest of the tubes. Or, if all the tubes except A , or any other one, were taken away, and a large tube equal in diameter to the whole top Bf were placed upon it, and cemented to it, and then if water were poured into the tube that was left in either of the holes, it would ascend through all the rest of the holes, until it filled the large tube to the same height that it stands in the small one, after a sufficient quantity had been poured into it: which shews, that the top Bf was pressed upward by the water under it, and before any hole was made in it, with a force equal to that wherewith it is now pressed downward by the weight of all the water above it in the great tube. And therefore, the reaction of the fixed top Bf must be as great, in pressing the water downward upon the bottom CC , as the whole pressure of the water in the great tube would have been, if the top had been taken away, and the water in that tube left to press directly upon the water in the cavity $B D d f$.

Perhaps the best machine in the world for demonstrating the upward pressure of fluids, is the hydrostatic bellows A ; which consists of two thick oval boards, each about 16 inches broad, and 18 inches long, covered with leather, to open

Fig. 6.
The hydrostatic bellows.

open and shut like a common bellows, but without valves; only a pipe *B*, about three feet high, is fixed into the bellows at *e*. Let some water be poured into the pipe at *c*, which will run into the bellows, and separate the boards a little. Then lay three weights *b*, *c*, *d*, each weighing 100 pounds, upon the upper board; and pour more water into the pipe *B*, which will run into the bellows, and raise up the board with all the weights upon it; and if the pipe be kept full, until the weights are raised as high as the leather which covers the bellows will allow them, the water will remain in the pipe, and support all the weights, even though it should weigh no more than a quarter of a pound, and they 300 pounds: nor will all their force be able to cause them to descend and force the water out at the top of the pipe.

The reason of this will be made evident, by considering what has been already said of the result of the pressure of fluids of equal heights without any regard to their quantities. For, if a hole be made in the upper board, and a tube be put into it, the water will rise in the tube to the same height that it does in the pipe; and would rise as high (by supplying the pipe) in as many tubes as the board could contain holes. Now, suppose only one hole to be made in any part of the board, of an equal diameter with the bore of the pipe *B*; and that the pipe holds just a quarter of a pound of water; if a person claps his finger upon the hole, and the pipe be filled with water, he will find his finger to be pressed upward with a force equal to a quarter of a pound. And as the same pressure is equal upon all equal parts of the board, each part whose area is equal to the area of the hole will be pressed upward with a force equal to that of a quarter of a pound: the
sum

sum of all which pressures against the under side of an oval board, 16 inches broad, and 18 inches long, will amount to 300 pounds; and therefore so much weight will be raised up and supported by a quarter of a pound of water in the pipe.

Hence, if a man stands upon the upper board, and blows into the bellows through the pipe *B*, he will raise himself upward upon the board: and the smaller the bore of the pipe is, the easier he will be able to raise himself. And then, by clapping his finger upon the top of the pipe, he can support himself as long as he pleases; provided the bellows be air-tight, so as not to lose what is blown into it.

This figure, I confess, ought to have been much larger than any other upon the plate; but it was not thought of, until all the rest were drawn; and it could not so properly come into any other plate.

Upon this principle of the upward pressure of fluids, a piece of lead may be made to swim in water, by immersing it to a proper depth, and keeping the water from getting above it. Let *CD* be a glass tube, open throughout, and *EFG* a flat piece of lead, exactly fitted to the lower end of the tube, not to go within it, but for it to stand upon; with a wet leather between the lead and the tube to make close work. Let this leaden bottom be half an inch thick, and held close to the tube by pulling the packthread *IHL* upward at *L* with one hand, whilst the tube is held in the other by the upper end *C*. In this situation, let the tube be immersed in water in the glass vessel *AB*, to the depth of six inches below the surface of the water at *K*; and then, the leaden bottom *EFG* will be plunged to the depth of somewhat more than eleven times its

its own thickness: holding the tube at that depth, you may let go the thread at L ; and the lead will not fall from the tube, but will be kept to it by the upward pressure of the water below it, occasioned by the height of the water at K above the level of the lead. For as lead is 11.33 times as heavy as its bulk of water, and is in this experiment immersed to a depth somewhat more than 11.33 times its thickness, and no water getting into the tube between it and the lead, the column of water $EabcG$ below the lead is pressed upward against it by the water $KDEGL$ all around the tube; which water being a little more than 11.33 times as high as the lead is thick, is sufficient to balance and support the lead at the depth KE . If a little water be poured into the tube upon the lead, it will increase the weight upon the column of water under the lead, and cause the lead to fall from the tube to the bottom of the glass vessel, where it will lie in the situation bd . Or, if the tube be raised a little in the water, the lead will fall by its own weight, which will then be too great for the pressure of the water around the tube upon the column of water below it.

How light
wood may
be made
to lie at
the bot-
tom of
water.

Let two pieces of wood be plained quite flat, so as no water may get in between them when they are put together: let one of the pieces, as bd , be cemented to the bottom of the vessel AB (Fig. 7.) and the other piece be laid flat and close upon it, and held down to it by a stick, whilst water is poured into the vessel; then remove the stick, and the upper piece of wood will not rise from the lower one: for, as the upper one is pressed down both by its own weight and the weight of all the water over it, whilst the contrary pressure of the water is kept off by the wood

wood under it, it will lie as still as a stone would do in its place. But if it be raised ever so little at any edge, some water will then get under it; which being acted upon by the water above, will immediately press it upward; and as it is lighter than its bulk of water, it will rise, and float upon the surface of the water.

All fluids weigh just as much in their own elements as they do in open air. To prove this by experiment, let as much shot be put into a phial, as, when corked, will make it sink in water: and being thus charged, let it be weighed, first in air, and then in water, and the weights in both cases wrote down. Then, as the phial hangs suspended in water, and counterpoised, pull out the cork, that water may run into it, and it will descend, and pull down that end of the beam. This done, put as much weight into the opposite scale as will restore the equipoise; which weight will be found to answer exactly to the additional weight of the phial when it is again weighed in air, with the water in it.

The velocity with which water spouts out at a hole in the side or bottom of a vessel, is as the ^{The velocity of} square root of the depth or distance of the ^{spouting} hole below the surface of the water. For, in ^{water.} order to make double the quantity of a fluid run through one hole as through another of the same size, it will require four times the pressure of the other, and therefore must be four times the depth of the other below the surface of the water: and for the same reason, three times the quantity running in an equal time through the

* The square root of any number is that which being multiplied by itself produces the said number. Thus, 2 is the square root of 4, and 3 is the square root of 9: for 2 multiplied by 2 produces 4, and 3 multiplied by 3 produces 9, &c.

Fig. 8.

same sort of hole, must run with three times the velocity, which will require nine times the pressure; and consequently must be nine times as deep below the surface of the fluid: and so on.—To prove this by an experiment, let two pipes, as C and g , of equal sized bores, be fixed into the side of the vessel AB ; the pipe g being four times as deep below the surface of the water at b in the vessel as the pipe C is: and whilst these pipes run, let water be constantly poured into the vessel, to keep the surface still at the same height. Then, if a cup that holds a pint be so placed as to receive the water that spouts from the pipe C , and at the same moment a cup that holds a quart be so placed as to receive the water that spouts from the pipe g , both cups will be filled at the same time by their respective pipes.

The horizontal distance to which water will spout from pipes.

The horizontal distance, to which a fluid will spout from a horizontal pipe, in any part of the side of an upright vessel below the surface of the fluid, is equal to twice the length of a perpendicular to the side of the vessel, drawn from the mouth of the pipe to a semicircle described upon the altitude of the fluid: and therefore, the fluid will spout to the greatest distance possible from a pipe, whose mouth is at the center of the semicircle; because a perpendicular to its diameter (supposed parallel to the side of the vessel) drawn from that point, is the longest that can possibly be drawn from any part of the diameter to the circumference of the semicircle. Thus, if the vessel AB be full of water, the horizontal pipe D be in the middle of its side, and the semicircle $Ndc b$ be described upon D as a center, with the radius or semidiameter $Dg N$, or $Df b$, the perpendicular Dd to the diameter $ND b$ is the longest that can be drawn from

from any part of the diameter to the circumference $N d c b$. And if the vessel be kept full, the jet G will spout from the pipe D , to the horizontal distance $N M$, which is double the length of the perpendicular $D d$. If two other pipes, as C and E , be fixed into the side of the vessel at equal distances above and below the pipe D , the perpendiculars $C c$ and $E e$, from these pipes to the semicircle, will be equal; and the jets F and H spouting from them will each go to the horizontal distance $N K$; which is double the length of either of the equal perpendiculars $C c$ or $D d$.

Fluids by their pressure may be conveyed over hills and vallies in bended pipes, to any height not greater than the level of the springs from whence they flow. But when they are designed to be raised higher than the springs, forcing engines must be used; which shall be described when we come to treat of pumps.

How water may be conveyed over hills and vallies.

A *syphon*, generally used for decanting liquors, is a bended pipe, whose legs are of unequal lengths; and the shortest leg must always be put into the liquor intended to be decanted, that the perpendicular altitude of the column of liquor in the other leg may be longer than the column in the immersed leg, especially above the surface of the water. For, if both columns were equally high in that respect, the atmosphere, which presses as much upward as downward, and therefore acts as much upward against the column in the leg that hangs without the vessel, as it acts downward upon the surface of the liquor in the vessel, would hinder the running of the liquor through the syphon, even though it were brought over the bended part by suction. So that there is nothing left to cause

cause the motion of the liquor, but the superior weight of the column, in the longer leg, on account of its having the greater perpendicular height.

Fig. 9.

Let D be a cup filled with water to C , and ABC a syphon, whose shorter leg BCF is immersed in the water from C to F . If the end of the other leg were no lower than the line AC , which is level with the surface of the water, the syphon would not run, even though the air should be drawn out of it at the mouth A . For although the suction would draw some water at first, yet the water would stop at the moment the suction ceased; because the air would act as much upward against the water at A , as it acted downward for it by pressing on the surface at C . But if the leg AB comes down to G , and the air be drawn out at G by suction, the water will immediately follow, and continue to run, until the surface of the water in the cup comes down to F ; because, till then, the perpendicular height of the column BAG will be greater than that of the column CB ; and consequently, its weight will be greater, until the surface comes down to F ; and then the syphon will stop, though the leg CF should reach to the bottom of the cup. For which reason, the leg that hangs without the cup is always made long enough to reach below the level of its bottom; as from d to E : and then, when the syphon is emptied of air by suction at E , the water immediately follows, and by its continuity brings away the whole from the cup; just as pulling one end of a thread will make the whole clue follow.

If the perpendicular height of a syphon, from the surface of the water to its bended top at B ,





PLATE XI.



Unable to display this page

may drink; but instead of that, when the water comes up to his chin, it immediately begins to descend, and so, as he cannot stoop to follow it, he is left as much pained with thirst as ever.

The fountain at command.
Plate XI.
Fig. 1.

The device called *the fountain at command* acts upon the same principle with the syphon in the cup. Let two vessels *A* and *B* be joined together by the pipe *C* which opens into them both. Let *A* be open at top, *B* close both at top and bottom (save only a small hole at *b* to let the air get out of the vessel *B*) and *A* be of such a size, as to hold about six times as much water as *B*. Let a syphon *DEF* be foldered to the vessel *D*, so that the part *DEe* may be within the vessel, and *F* without it; the end *D* almost touching the bottom of the vessel, and the end *F* below the level of *D*: the vessel *B* hanging to *A* by the pipe *C* (foldered into both) and the whole supported by the pillars *G* and *H* upon the stand *I*. The bore of the pipe must be considerably less than the bore of the syphon.

The whole being thus constructed, let the vessel *A* be filled with water, which will run through the pipe *C*, and fill the vessel *B*. When *B* is filled above the top of the syphon at *E*, the water will run through the syphon, and be discharged at *F*. But as the bore of the syphon is larger than the bore of the pipe, the syphon will run faster than the pipe, and will soon empty the vessel *B*; upon which the water will cease from running through the syphon at *F*, until the pipe *C* re-fills the vessel *B*, and then it will begin to run as before. And thus the syphon will continue to run and stop alternately, until all the water in the vessel *A* has run through

through the pipe *C*.—So that after a few trials, one may easily guess about what time the syphon will stop, and when it will begin to run: and then, to amuse others, he may call out *stop*, or *run*, accordingly.

Upon this principle, we may easily account *Intermit-*
for *intermitting* or *reciprocating springs*. Let ^{*ting*}
AA be part of a hill, within which there is a ^{*springs*}
cavity *BB*; and from this cavity a vein or *Fig. 2.*
channel running in the direction *BCDE*. The
rain that falls upon the side of the hill will sink
and strain through the small pores and crannies
G, G, G, G; and fill the cavity with water *K*.
When the water rises to the level *HHC*, the
vein *BCDE* will be filled to *C*, and the water
will run through *CDF* as through a syphon;
which running will continue until the cavity be
emptied, and then it will stop until the cavity
be filled again.

The *common pump* (improperly called the *suck-* *The com-*
ing pump), with which we draw water out of ^{*mon pump.*}
wells, is an engine both pneumatic and hydraulic.
It consists of a pipe open at both ends, in which
is a moveable piston or bucket, as big as the
bore of the pipe in that part wherein it works;
and is leathered round, so as to fit the bore
exactly; and may be moved up and down, with-
out suffering any air to come between it and the
pipe or pump barrel.

We shall explain the construction both of
this and the forcing-pump by pictures of glass
models, in which both the action of the pistons
and motion of the valves are seen.

Hold the model *DCBL* upright in the vessel *Fig. 3.*
of water *K*, the water being deep enough to
rise at least as high as from *A* to *L*. The valve
a on the moveable bucket *G*, and the valve *b*

on the fixed box *H*, (which box quite fills the bore of the pipe or barrel at *H*) will each lie close, by its own weight, upon the hole in the bucket and box, until the engine begins to work. The valves are made of brass, and lined underneath with leather for closing the holes the more exactly: and the bucket *G* is raised and depressed alternately by the handle *E* and rod *Dd*, the bucket being supposed at *B* before the working begins.

Take hold of the handle *E*, and thereby draw up the bucket from *B* to *C*, which will make room for the air in the pump all the way below the bucket to dilate itself, by which its spring is weakened, and then its force is not equivalent to the weight or pressure of the outward air upon the water in the vessel *K*: and therefore, at the first stroke, the outward air will press up the water through the notched foot *A*, into the lower pipe, about as far as *e*: this will condense the rarefied air in the pipe between *e* and *C* to the same state it was in before; and then, as its spring within the pipe is equal to the force or pressure of the outward air, the water will rise no higher by the first stroke; and the valve *b*, which was raised a little by the dilatation of the air in the pipe, will fall, and stop the hole in the box *H*; and the surface of the water will stand at *e*. Then, depress the piston or bucket from *C* to *B*, and as the air in the part *B* cannot get back again through the valve *b*, it will (as the bucket descends) raise the valve *a*, and so make its way through the upper part of the barrel *d* into the open air. But upon raising the bucket *G* a second time, the air between it and the water in the lower pipe at *a* will be again left at liberty to fill

fill a larger space; and so its spring being again weakened, the pressure of the outward air on the water in the vessel *K* will force more water up into the lower pipe from *e* to *f*; and when the bucket is at its greatest height *C*, the lower valve *b* will fall, and stop the hole in the box *H* as before. At the next stroke of the bucket or piston, the water will rise through the box *H* towards *B*, and then the valve *b*, which was raised by it, will fall when the bucket *G* is at its greatest height. Upon depressing the bucket again, the water cannot be pushed back through the valve *b*, which keeps close upon the hole whilst the piston descends. And upon raising the piston again, the outward pressure of the air will force the water up through *H*, where it will raise the valve, and follow the bucket to *C*. Upon the next depression of the bucket *G*, it will go down into the water in the barrel *B*; and as the water cannot be driven back through the now close valve *b*, it will raise the valve *a* as the bucket descends, and will be lifted up by the bucket when it is next raised. And now, the whole space below the bucket being full, the water above it cannot sink when it is next depressed; but upon its depression, the valve *a* will rise to let the bucket go down; and when it is quite down, the valve *a* will fall by its weight, and stop the hole in the bucket. When the bucket is next raised, all the water above it will be lifted up, and begin to run off by the pipe *F*. And thus, by raising and depressing the bucket alternately, there is still more water raised by it; which getting above the pipe *F*, into the wide top *I*, will supply the pipe, and make it run with a continued stream.

So, at every time the bucket is raised, the valve *b* rises, and the valve *a* falls; and at every time the bucket is depressed, the valve *b* falls, and *a* rises.

As it is the pressure of the air or atmosphere which causes the water to rise, and follow the piston or bucket *G* as it is drawn up; and since a column of water 33 feet high is of equal weight with as thick a column of the atmosphere, from the earth to the very top of the air; therefore, the perpendicular height of the piston or bucket from the surface of the water in the well must always be less than 33 feet; otherwise the water will never get above the bucket. But, when the height is less, the pressure of the atmosphere will be greater than the weight of the water in the pump, and will therefore raise it above the bucket: and when the water has once got above the bucket, it may be lifted thereby to any height, if the rod *D* be made long enough, and a sufficient degree of strength be employed, to raise it with the weight of the water above the bucket.

The force required to work a pump, will be as the height to which the water is raised, and as the square of the diameter of the pump-bore, in that part where the piston works. So that, if two pumps be of equal heights, and one of them be twice as wide in the bore as the other, the widest will raise four times as much water as the narrowest; and will therefore require four times as much strength to work it.

The wideness or narrowness of the pump, in any other part besides that in which the piston works, does not make the pump either more or less difficult to work, except what difference may arise from the friction of the water in the bore;

bore; which is always greater in a narrow bore than in a wide one, because of the greater velocity of the water.

The pump-rod is never raised directly by such a handle as *E* at the top, but by means of a lever, whose longer arm (at the end of which the power is applied) generally exceeds the length of the shorter arm five or six times; and, by that means, it gives five or six times as much advantage to the power. Upon these principles, it will be easy to find the dimensions of a pump that shall work with a given force, and draw water from any given depth. But, as these calculations have been generally neglected by pump-makers (either for want of skill or industry) the following table was calculated by the late ingenious Mr. *Booth* for their benefit*. In this calculation, he supposed the handle of the pump to be a lever increasing the power five times; and had often found that a man can work a pump four inches diameter, and 30 feet high, and discharge $27\frac{1}{2}$ gallons of water (English wine measure) in a minute. Now, if it be required to find the diameter of a pump, that shall raise water with the same ease from any other height above the surface of the *well*; look for that height in the first column, and over-against it in the second you have the diameter or width of the pump; and in the third, you find the quantity of water which a man of ordinary strength can discharge in a minute.

* I have taken the liberty to make a few alterations in Mr. *Booth's* numbers in the table, and to lengthen it out from 80 feet to 100.

Height of the pump above the surface of the well. Feet.	Diameter of the bore where the bucket works. Inches. 100 parts.		Water discharged in a minute, English wine measure. Gallons. Pints.	
10	6	.93	81	6
15	5	.66	54	4
20	4	.90	40	7
25	4	.38	32	6
30	4	.00	27	2
35	3	.70	23	3
40	3	.46	20	3
45	3	.27	18	1
50	3	.10	16	3
55	2	.95	14	7
60	2	.84	13	5
65	2	.72	12	4
70	2	.62	11	5
75	2	.53	10	7
80	2	.45	10	2
85	2	.38	9	5
90	2	.31	9	1
95	2	.25	8	5
100	2	.19	8	1

Fig. 4.
The
forcing-
pump.

The *forcing-pump* raises water through the box *H* in the same manner as the sucking-pump does, when the plunger or piston *g* is lifted up by the rod *Dd*. But this plunger has no hole through it, to let the water in the barrel *BC* get above it, when it is depressed to *B*, and the valve *b* (which rose by the ascent of the water

water through the box *H* when the plunger *g* was drawn up) falls down and stops the hole in *H*, the moment that the plunger is raised to its greatest height. Therefore, as the water between the plunger *g* and box *H* can neither get through the plunger upon its descent, nor back again into the lower part of the pump *Le*, but has a free passage by the cavity around *H* into the pipe *MM*, which opens into the air-vessel *KK* at *P*; the water is forced through the pipe *MM* by the descent of the plunger, and driven into the air-vessel; and in running up through the pipe at *P*, it opens the valve *a*; which shuts at the moment the plunger begins to be raised, because the action of the water against the under side of the valve then ceases.

The water, being thus forced into the air-vessel *KK* by repeated strokes of the plunger, gets above the lower end of the pipe *GHI*, and then begins to condense the air in the vessel *KK*. For, as the pipe *GH* is fixed air-tight into the vessel below *F*, and the air has no way to get out of the vessel but through the mouth of the pipe at *I*, and cannot get out when the mouth *I* is covered with water, and is more and more condensed as the water rises upon the pipe, the air then begins to act forcibly by its spring against the surface of the water at *H*: and this action drives the water up through the pipe *IHG F*, from whence it spouts in a jet *S* to a great height; and is supplied by alternately raising and depressing of the plunger *g*, which constantly forces the water that it raises through the valve *H*, along the pipe *MM*, into the air-vessel *KK*.

The higher that the surface of the water *H* is raised in the air-vessel, the less space will the
air

air be condensed into, which before filled that vessel; and therefore the force of its spring will be so much the stronger upon the water, and will drive it with the greater force through the pipe at *F*: and as the spring of the air continues whilst the plunger *g* is rising, the stream or jet *S* will be uniform, as long as the action of the plunger continues: and when the valve *b* opens, to let the water follow the plunger upward, the valve *a* shuts, to hinder the water, which is forced into the air vessel, from running back by the pipe *MM* into the barrel of the pump.

If there was no air-vessel to this engine, the pipe *GHI* would be joined to the pipe *MMN* at *P*; and then, the jet *S* would stop every time the plunger is raised, and run only when the plunger is depressed.

Mr. *Newsham's* water-engine, for extinguishing fire, consists of two forcing-pumps, which alternately drive water into a close vessel of air; and by forcing the water into that vessel, the air in it is thereby condensed, and compresses the water so strongly, that it rushes out with great impetuosity and force through a pipe that comes down into it; and makes a continued uniform stream by the condensation of the air upon its surface in the vessel.

By means of forcing-pumps, water may be raised to any height above the level of a river or spring; and machines may be contrived to work these pumps, either by a running stream, a fall of water, or by horses. An instance in each sort will be sufficient to shew the method.

First,


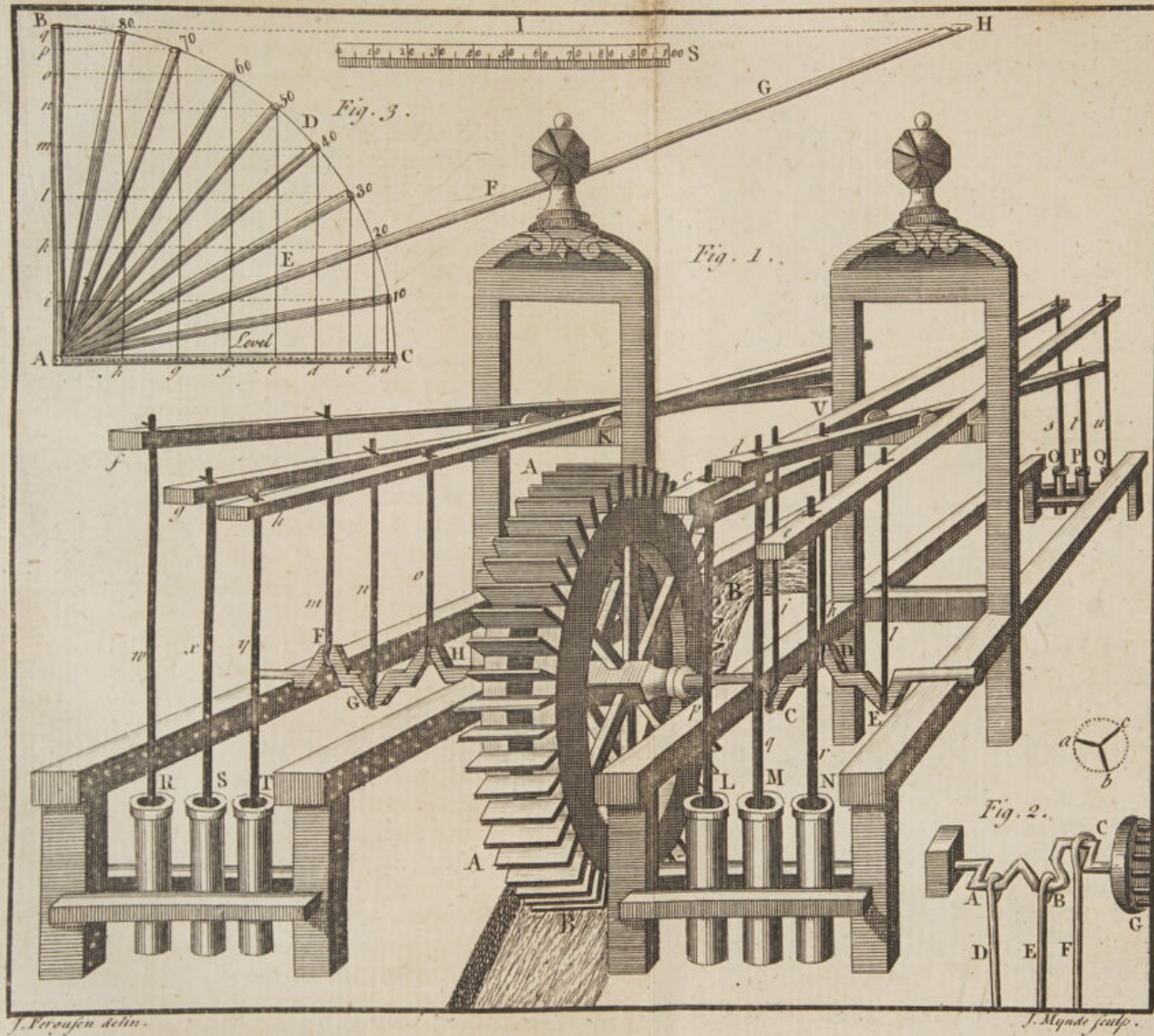


PLATE XII.



J. Peroufen delin.

J. Mynde sculp.

First, by a running stream, or a fall of wa- Plate XII.
 ter. Let *AA* be a wheel, turned by the fall Fig. 1.
 of water *BB*; and have any number of cranks
 (suppose six) as *C, D, E, F, G, H*, on its axis,
 according to the strength of the fall of water,
 and the height to which the water is intended to
 be raised by the engine. As the wheel turns
 round, these cranks move the levers *c, d, e, f, g, h* A pump
 up and down, by the iron rods *i, k, l, m, n, o*; engine to
 which alternately raise and depress the pistons by go by
 the other iron rods *p, q, r, s, t, u, w, x, y*, in water.
 twelve pumps; nine whereof, as *L, M, N, O, P,*
Q, R, S, T, appear in the plate; the other three
 being hid behind the work at *V*. And as pipes
 may go from all these pumps, to convey the
 water (drawn up by them to a small height) into
 a close cistern, from which the main pipe goes
 off, the water will be forced into this cistern
 by the descent of the pistons. And as each
 pipe, going from its respective pump into the
 cistern, has a valve at its end in the cistern,
 these valves will hinder the return of the water
 by the pipes; and therefore, when the cistern
 is once full, each piston upon its descent will
 force the water (conveyed into the cistern by a
 former stroke) up the main pipe, to the
 height the engine was intended to raise it:
 which height depends upon the quantity raised,
 and the power that turns the wheel. When
 the power upon the wheel is lessened by any
 defect of the quantity of water turning it, a
 proportionable number of the pumps may be
 laid aside, by disengaging their rods from the
 vibrating levers.

This figure is a representation of the engine
 erected at *Blenheim* for the Duke of *Marlborough*,
 by the late ingenious Mr. *Aldersea*. The water-
 wheel

wheel is $7\frac{1}{2}$ feet in diameter, according to Mr. *Switzer's* account in his *Hydraulics*.

When such a machine is placed in a stream that runs upon a small declivity, the motion of the levers and action of the pumps will be but flow; since the wheel must go once round for each stroke of the pumps. But, when there is a large body of slow running water, a cog or spur-wheel may be placed upon each side of the water-wheel *AA*, upon its axis, to turn a trundle upon each side; the cranks being upon the axis of the trundle. And by proportioning the cog-wheels to the trundles, the motion of the pumps may be made quicker, according to the quantity and strength of the water upon the first wheel; which may be as great as the workman pleases; according to the length and breadth of the float-boards or wings of the wheel. In this manner, the engine for raising water at *London-Bridge* is constructed; in which, the water-wheel is 20 feet diameter, and the floats 14 feet long.

A pump-engine to go by horses.

Fig. 2.

Where a stream or fall of water cannot be had, and gentlemen want to have water raised, and brought to their houses from a rivulet or spring; this may be effected by a horse-engine, working three forcing-pumps which stand in a reservoir filled by the spring or rivulet: the pistons being moved up and down in the pumps by means of a triple crank *ABC*, which, as it is turned round by the trundle *G*, raises and depresses the rods *D, E, F*. The trundle may be turned by such a wheel as *F* in Fig. 1. of Plate VIII, having levers *y, y, y, y*, on its upright axle, to which horses may be joined for working the engine. And if the wheel has three times as many cogs as the trundle has staves or rounds, the trundle and cranks will make three revolutions for every one of

of the wheel: and as each crank will fetch a stroke in the time it goes round, the three cranks will make nine strokes for every turn of the great wheel.

The cranks should be made of cast iron, because *that* will not bend; and they should each make an angle of 120 with both of the others, as at *a, b, c*; which is (at it were) a view of their *radii*, in looking endwise at the axis: and then there will be always one or other of them going downward, which will push the water forward with a continued stream into the main pipe. For, when *b* is almost at its lowest situation, and is therefore just beginning to lose its action upon the piston which it moves, *c* is beginning to move downward, which will by its piston continue the propelling force upon the water: and when *c* is come down to the position of *b*, *a* will be in the position of *c*.

Plate XII.
Fig. 2.

The more perpendicularly the piston rods move up and down in the pumps, the freer and better will their strokes be: but a little deviation from the perpendicular will not be material. Therefore, when the pump-rods *D, E, and F* go down into a deep well, they may be moved directly by the cranks, as is done in a very good horse-engine of this sort at the late Sir *James Creed's* at *Greenwich*, which forces up water about 64 feet from a well under ground, to a reservoir on the top of his house. But when the cranks are only at a small height above the pumps, the pistons must be moved by vibrating levers, as in the above engine at *Blenheim*: and the longer the levers are, the nearer will the strokes be to a perpendicular.

Let us suppose, that in such an engine as Sir *James Creed's*, the great wheel is 12 feet diameter, the trundle 4 feet, and the radius or length of the lever 12 feet. A calculation of the quantity of

water that of each crank 9 inches, working a piston in its
 may be pump. Let there be three pumps in all, and the
 raised by bore of each pump be four inches diameter.
 a horse- Then, if the great wheel has three times as many
 engine. cogs as the trundle has staves, the trundle and
 cranks will go three times round for each revolution of the horses and wheel, and the three cranks will make nine strokes of the pumps in that time, each stroke being 18 inches (or double the length of the crank) in a four-inch bore. Let the diameter of the horse-wheel be 18 feet, and the perpendicular height to which the water is raised above the surface of the well be 64 feet.

If the horses go at the rate of two miles an hour (which is very moderate walking) they will turn the great wheel 187 times round in an hour.

In each turn of the wheel the pistons make 9 strokes in the pumps, which amount to 1683 in an hour.

Each stroke raises a column of water 18 inches long, and four inches thick, in the pump-barrels; which column, upon the descent of the piston, is forced into the main pipe, whose perpendicular altitude above the surface of the well is 64 feet.

Now, since a column of water 18 inches long, and 4 inches thick, contains 226.18 cubic inches, this number multiplied by 1683 (the strokes in an hour) gives 380661 for the number of cubic inches of water raised in an hour.

A gallon, in wine measure, contains 231 cubic inches, by which divide 380661, and it quotes 1468 in round numbers, for the number of gallons raised in an hour; which, divided by 63, gives $26\frac{1}{2}$ hogsheads.—If the horses go faster, the quantity raised will be so much the greater.

In this calculation it is supposed that no water

is wasted by the engine. But as no forcing engine can be supposed to lose less than a fifth part of the calculated quantity of water, between the pistons and barrels, and by the opening and shutting of the valves, the horses ought to walk almost $2\frac{1}{2}$ miles *per* hour, to fetch up this loss.

A column of water 4 inches thick, and 64 feet high, weighs $349\frac{9}{16}$ pounds averdupoise, or $424\frac{5}{12}$ pounds troy; and this weight together with the friction of the engine, is the resistance that must be overcome by the strength of the horses.

The horse-tackle should be so contrived, that the horses may rather push on than drag the levers after them. For if they draw, in going round the walk, the outside leather straps will rub against their sides and hams; which will hinder them from drawing at right angles to the levers, and so make them pull at a disadvantage. But if they push the levers before their breasts, instead of dragging them, they can always walk at right angles to these levers.

It is no ways material what the diameter of the main or conduct pipe be: for the whole resistance of the water therein, against the horses will be according to the height to which it is raised, and the diameter of that part of the pump in which the piston works, as we have already observed. So that by the same pump, an equal quantity of water may be raised in (and consequently made to run from) a pipe of a foot diameter, with the same ease as in a pipe of five or six inches: or rather with more ease, because its velocity in a large pipe will be less than in a small one; and therefore its friction against the sides of the pipe will be less also.

And the force required to raise water depends not upon the length of the pipe, but upon the perpendicular height to which it is raised therein

Fig. 3.

above the level of the spring. So that the same force, which would raise water to the height AB in the upright pipe $AiklmnopqB$, will raise it to the same height or level BIH in the oblique pipe $A EFGH$. For the pressure of the water at the end A of the latter, is no more than its pressure against the end A of the former.

The weight or pressure of water at the lower end of the pipe, is always as the sine of the angle to which the pipe is elevated above the level parallel to the horizon. For, although the water in the upright pipe AB would require a force applied immediately to the lower end A equal to the weight of all the water in it, to support the water, and a little more to drive it up, and out of the pipe; yet, if that pipe be inclined from its upright position to an angle of 80 degrees (as in $A 80$) the force required to support or to raise the same cylinder of water will then be as much less, as the sine 80 b is less than the radius AB ; or as the sine of 80 degrees is less than the sine of 90. And so, decreasing as the sine of the angle of elevation lessens, until it arrives at its level AC or place of rest, where the force of the water is nothing at either end of the pipe. For, although the absolute weight of the water is the same in all positions, yet its pressure at the lower end decreases, as the sine of the angle of elevation decreases; as will appear plainly by a farther consideration of the figure.

Let two pipes, AB and AC , of equal lengths and bores, join each other at A ; and let the pipe AB be divided into 100 equal parts, as the scale S is; whose length is equal to the length of the pipe.—Upon this length, as a radius, describe the quadrant BDC , and divide it into 90 equal parts or degrees.

Let the pipe AC be elevated to 10 degrees
I
upon

upon the quadrant, and filled with water; then, part of the water that is in it will rise in the pipe AB , and if it be kept full of water, it will raise the water in the pipe AB from A to i ; that is, to a level $i 10$ with the mouth of the pipe at 10 : and the upright line $a 10$, equal to Ai , will be the sine of 10 degrees elevation; which being measured upon the scale S , will be about 17.4 of such parts as the pipe contains 100 in length: and therefore, the force or pressure of the water at A , in the pipe $A 10$, will be to the force or pressure at A in the pipe AB , as 17.3 to 100.

Let the same pipe be elevated to 20 degrees in the quadrant, and if it be kept full of water, part of that water will run into the pipe AB , and rise therein to the height Ak , which is equal to the length of the upright line $b 20$, or to the sine of 20 degrees elevation; which, being measured upon the scale S , will be 34.2 of such parts as the pipe contains 100 in length. And therefore, the pressure of the water at A , in the full pipe $A 20$, will be to its pressure, if that pipe were raised to the perpendicular situation AB , as 34.2 to 100.

Elevate the pipe to the position $A 30$ on the quadrant, and if it be supplied with water, the water will rise from it, into the pipe AB , to the height Al , or to the same level with the mouth of the pipe at 30. The sine of this elevation, or of the angle of 30 degrees, is $c 30$; which is just equal to half the length of the pipe, or to 50 of such parts of the scale, as the length of the pipe contains 100. Therefore, the pressure of the water at A , in a pipe elevated 30 degrees above the horizontal level, will be equal to one half of what it would be, if the same pipe stood upright in the situation AB .

K

And

Unable to display this page

heights measured upon the scale S will be 64.3, 76.6, 86.6, 94.0, and 98.5; which express the pressures at A in all these elevations, considering the pressure in the upright pipe AB as 100.

Because it may be of use to have the lengths of all the sines of a quadrant from 0 degrees to 90, we have given the foregoing table, shewing the length of the sine of every degree in such parts as the whole pipe (equal to the radius of the quadrant) contains 1000. Then the sines will be integral or whole parts in length. But if you suppose the length of the pipe to be divided only into 100 equal parts, the last figure of each part or sine must be cut off as a decimal; and then those which remain at the left hand of this separation will be integral or whole parts.

Thus, if the radius of the quadrant (supposed to be equal to the length of the pipe AC) be divided into 1000 equal parts, and the elevation be 45 degrees, the sine of that elevation will be equal to 707 of these parts: but if the radius be divided only into 100 equal parts, the same sine will be only 70.7 or $70\frac{7}{10}$ of these parts. For, as 1000 is to 707, so is 100 to 70.7.

As it is of great importance to all engine-makers, to know what quantity and weight of water will be contained in an upright round pipe of a given diameter and height; so as by knowing what weight is to be raised, they may proportion their engines to the force which they can afford to work them; we shall subjoin tables shewing the number of cubic inches of water contained in an upright pipe of a round bore, of any diameter from one inch to six and

a half; and of any height from one foot to two hundred: together with the weight of the said number of cubic inches, both in troy and avoirdupoise ounces. The number of cubic inches divided by 231, will reduce the water to gallons in wine measure; and divided by 282, will reduce it to the measure of ale gallons. Also, the troy ounces divided by 12, will reduce the weight to troy pounds; and the avoirdupoise ounces divided by 16, will reduce the weight to avoirdupoise pounds.

And here I must repeat it again, that the weight or pressure of the water acting against the power that works the engine, must always be estimated according to the perpendicular height to which it is to be raised, without any regard to the length of the conduct-pipe, when it has an oblique position; and as if the diameter of that pipe were just equal to the diameter of that part of the pump in which the piston works. Thus, by the following tables, the pressure of the water, against an engine whose pump is of a $4\frac{1}{2}$ inch bore, and the perpendicular height of the water in the conduct-pipe is 80 feet, will be equal to 8057.5 troy ounces, and to 8848.2 avoirdupoise ounces; which makes 671.4 troy pounds, and 553 avoirdupoise.

For any bore whose diameter exceeds $6\frac{1}{2}$ inches, multiply the numbers on the following page, against any height, (belonging to 1 inch diameter) by the square of the diameter of the given bore, and the products will be the number of cubic inches, troy ounces, and avoirdupoise ounces of water, that the given bore will contain.

1 Inch diameter.			
Feet high.	Quantity in cubic inches.	Weight in troy ounces.	In avoirdupoise ounces.
1	9.42	4.97	5.46
2	18.85	9.95	10.92
3	28.27	14.92	16.38
4	37.70	19.89	21.85
5	47.12	24.87	27.31
6	56.55	29.84	32.77
7	65.97	34.82	38.23
8	75.40	39.79	43.69
9	84.82	44.76	49.16
10	94.25	49.74	54.62
20	188.49	99.48	109.24
30	282.74	149.21	163.86
40	376.99	198.95	218.47
50	471.24	248.69	273.09
60	565.49	298.43	327.71
70	659.73	348.17	382.33
80	753.98	397.90	436.95
90	848.23	447.64	491.57
100	942.48	497.38	546.19
200	1884.96	994.76	1092.38

EXAMPLE, Required the number of cubic inches, and the weight of the water, in an upright pipe 278 feet high, and $1\frac{1}{2}$ inch diameter?

Here the nearest single decimal figure is only taken into the account: and the whole being reduced by division, amounts to $25\frac{1}{2}$ wine gallons in measure; to $259\frac{1}{4}$ pounds troy, and to $213\frac{1}{2}$ pounds avoirdupoise.

Cubic Troy Avoird.			
Feet	inches	oz.	oz.
200	4241.1	2238.2	2457.8
70	1484.4	783.3	860.2
8	169.6	89.5	98.3
<hr/>			
Anf. 278	5895.1	3111.0	3416.3

1 $\frac{1}{2}$ Inch diameter.			
Feet high.	Quantity in cubic inches.	Weight in troy ounces.	In avoirdupoise ounces.
1	21.21	11.19	12.29
2	42.41	22.38	24.58
3	63.62	33.57	36.87
4	84.82	44.76	49.16
5	106.03	55.95	61.45
6	127.23	67.15	73.73
7	147.44	78.34	86.02
8	169.65	89.53	98.31
9	190.85	100.72	110.60
10	212.06	111.91	122.89
20	424.12	223.82	245.78
30	636.17	335.73	368.68
40	848.23	447.64	491.57
50	1060.29	559.55	614.46
60	1272.35	671.46	737.35
70	1484.40	783.37	860.24
80	1696.46	895.28	983.14
90	1908.52	1007.19	1106.03
100	2120.58	1119.10	1228.92
200	4241.15	2238.20	2457.84

These tables were at first calculated to six decimal places for the sake of exactness; but in transcribing them there are no more than two decimal figures taken into the account, and sometimes but one; because there is no necessity for

2 Inches diameter:			
Feet high.	Quantity in cubic inches.	Weight in troy ounces.	In avoir- dupoise ounces.
1	37.70	19.89	21.85
2	75.40	39.79	43.69
3	113.10	59.68	65.54
4	150.80	79.58	87.39
5	188.50	99.47	109.24
6	226.19	119.37	131.08
7	263.89	139.26	152.93
8	301.59	159.16	174.78
9	339.29	179.06	196.63
10	376.99	198.95	218.47
20	753.98	397.90	436.95
30	1130.97	596.85	655.42
40	1507.97	795.80	873.90
50	1884.96	994.75	1092.37
60	2261.95	1193.70	1310.85
70	2638.94	1392.65	1529.32
80	3015.93	1591.60	1747.80
90	3392.92	1790.56	1966.27
100	3769.91	1989.51	2184.75
200	7539.82	3979.00	4369.50

for computing to hundredth parts of an inch or of an ounce in practice. And as they never appeared in print before, it may not be amiss to give the reader an account of the principles upon which they were constructed.

2 $\frac{1}{2}$ Inches diameter.			
Feet high.	Quantity in cubic inches.	Weight in troy ounces.	In avoirdupoise ounces.
1	58.90	31.08	34.14
2	117.81	62.17	68.27
3	176.71	93.26	102.41
4	235.62	124.34	136.55
5	294.52	155.43	170.68
6	353.43	186.52	204.82
7	412.33	217.60	238.96
8	471.24	248.69	273.09
9	530.14	279.77	307.23
10	589.05	310.86	341.37
20	1178.10	621.72	682.73
30	1767.15	932.58	1024.10
40	2356.20	1243.44	1365.47
50	2545.25	1554.30	1706.83
60	3534.29	1865.16	2048.20
70	4123.34	2176.02	2389.57
80	4712.39	2486.88	2730.94
90	5301.44	2797.74	3072.30
100	5890.49	3108.60	3413.67
200	11780.98	6217.20	6827.34

The solidity of cylinders are found by multiplying the areas of their bases by their altitudes. And ARCHIMEDES gives the following proportion for finding the area of a circle, and the solidity of a cylinder raised upon that circle :

As

3 Inches diameter.			
Feet high.	Quantity in cubic inches.	Weight in troy ounces.	In avoir- dupoise ounces.
1	84.8	44.76	49.16
2	169.6	89.53	98.31
3	254.5	134.29	147.47
4	239.3	179.06	196.63
5	424.1	223.82	245.78
6	508.9	268.58	294.94
7	593.7	313.35	344.10
8	698.6	358.11	393.25
9	763.4	402.87	442.41
10	848.2	447.64	491.57
20	1696.5	895.28	983.14
30	2544.7	1342.92	1474.70
40	3392.9	1790.56	1966.27
50	4241.1	2238.19	2457.84
60	5089.4	2685.83	2949.41
70	5937.6	3133.47	3440.98
80	6785.8	3581.11	3932.55
90	7634.1	4028.75	4424.12
100	8482.3	4476.39	4915.68
200	16964.6	8952.78	9831.36

As 1 is to 0.785399, so is the square of the diameter to the area of the circle. And as 1 is to 0.785399, so is the square of the diameter multiplied by the height to the solidity of the cylinder. By this analogy the solid inches and parts

3 $\frac{1}{2}$ Inches diameter.			
Feet high.	Quantity in cubic inches.	Weight in troy ounces.	In avoirdupoise ounces.
1	115.4	60.9	66.9
2	230.9	121.8	133.8
3	346.4	182.8	200.7
4	461.8	243.7	267.6
5	577.3	304.6	334.5
6	692.7	365.6	401.4
7	808.2	426.5	468.4
8	923.6	487.4	535.3
9	1039.1	548.4	602.2
10	1154.5	609.3	669.1
20	2309.1	1218.6	1338.2
30	3463.6	1827.9	2007.2
40	4618.1	2437.1	2676.3
50	5772.7	3046.4	3345.4
60	6927.2	3655.7	4014.5
70	8081.8	4265.0	4683.6
80	9236.3	4874.3	5352.6
90	10390.8	5483.6	6021.7
100	11545.4	6092.9	6690.8
200	23090.7	12185.7	13381.5

parts of an inch in the tables are calculated to a cylinder 200 feet high, of any diameter from 1 inch to 6 $\frac{1}{2}$, and may be continued at pleasure.

And as to the weight of a cubic foot of running water, it has been often found upon trial, by
Dr.

4 Inches diameter.			
Feet high.	Quantity in cubic inches.	Weight in troy ounces.	In avoirdupoise ounces.
1	150.8	79.6	87.4
2	301.6	159.2	174.8
3	452.4	238.7	262.2
4	603.2	318.3	349.6
5	754.0	397.9	436.9
6	904.8	477.5	524.3
7	1055.6	557.1	611.7
8	1206.4	636.6	699.1
9	1357.2	716.2	786.5
10	1508.0	795.8	873.9
20	3115.9	1591.6	1747.8
30	4523.9	2387.4	2621.7
40	6031.9	3183.2	3495.6
50	7539.8	3997.0	4369.5
60	9047.8	4774.8	5243.4
70	10555.8	5570.6	6117.3
80	12063.7	6366.4	6991.2
90	13571.7	7162.2	7865.1
100	15079.7	7958.0	8739.0
200	30159.3	15916.0	17478.0

Dr. Wyberd and others, to be 76 pounds troy, which is equal to 62.5 pounds avoirdupoise. Therefore, since there are 1728 cubic inches in a cubic foot, a troy ounce of water contains 1.8949 cubic inch; and an avoirdupoise ounce

4 $\frac{1}{2}$ Inches diameter.			
Feet high.	Quantity in cubic inches.	Weight in troy ounces.	In avoirdupoise ounces.
1	190.8	100.7	110.6
2	381.7	201.4	221.2
3	572.6	302.2	331.8
4	763.4	402.9	442.4
5	954.3	503.6	553.0
6	1145.1	604.3	663.6
7	1338.0	705.0	774.2
8	1526.8	805.7	884.8
9	1717.7	906.5	995.4
10	1908.5	1007.2	1106.0
20	3817.0	2014.4	2212.1
30	5725.6	3021.6	3318.1
40	7634.1	4028.7	4424.1
50	9542.6	5035.9	5530.1
60	11451.1	6043.1	6636.2
70	13359.6	7050.3	7742.2
80	15268.2	8057.5	8848.2
90	17176.7	9064.7	9954.3
100	19085.2	10071.9	11060.3
200	38170.4	20143.8	22120.6

ounce of water 1.72556 cubic inch. Consequently, if the number of cubic inches contained in any given cylinder, be divided by 1.8949, it will give the weight in troy ounces; and divided by 1.72556, will give the weight

Unable to display this page

5 $\frac{1}{2}$ Inches diameter.			
Feet high.	Quantity in cubic inches.	Weight in troy ounces.	In avoirdupoise ounces.
1	285.1	150.5	164.3
2	570.2	300.9	328.5
3	855.3	451.4	492.8
4	1140.4	601.8	657.1
5	1425.5	752.3	821.3
6	1710.6	902.7	985.6
7	1995.7	1053.2	1149.9
8	2280.8	1203.6	1314.2
9	2565.9	1354.1	1478.4
10	2851.0	1504.6	1642.7
20	5702.0	3009.1	3285.4
30	8553.0	4513.7	4928.1
40	11404.0	6018.2	6570.8
50	14255.0	7522.8	8213.5
60	17106.0	9027.4	9856.2
70	19957.0	10531.9	11498.9
80	22808.0	12036.5	13141.6
90	25659.0	13541.1	14784.3
100	28510.0	15045.6	16426.9
200	57020.0	30091.2	32853.9

the best plates, to give a particular description of its several parts, so as to make the whole intelligible, I shall only explain the principles upon which it is constructed.

1. What-

6 Inches diameter.			
Feet high.	Quantity in cubic inches.	Weight in troy ounces.	In avoir- dupoise ounces.
1	339.3	179.1	196.6
2	678.6	358.1	393.3
3	1017.9	537.2	589.9
4	1357.2	716.2	786.5
5	1696.5	895.3	983.1
6	2035.7	1074.3	1179.8
7	2375.0	1253.4	1376.4
8	2714.3	1432.4	1573.0
9	3053.6	1611.5	1769.6
10	3392.9	1790.6	1966.3
20	6785.8	3581.1	3932.5
30	10178.8	5371.7	5898.8
40	13571.7	7162.2	7865.1
50	16964.6	8952.8	9831.4
60	20357.5	10743.3	11797.6
70	23750.5	12533.9	13763.9
80	27143.4	14324.4	15730.2
90	30536.3	16115.0	17696.5
100	33929.2	17905.6	19662.7
200	67858.4	35811.2	39325.4

1. Whatever weight of water is to be raised, the pump-rod must be loaded with weights sufficient for that purpose, if it be done by a forcing-pump, as is generally the case; and the power

6 $\frac{1}{2}$ Inches diameter.			
Feet high.	Quantity in cubic inches.	Weight in troy ounces.	In avoirdupoise ounces.
1	398.2	210.1	230.7
2	797.4	420.3	461.4
3	1195.6	630.4	692.1
4	1593.8	840.6	922.8
5	1991.9	1050.8	1153.6
6	2390.1	1260.9	1384.3
7	2788.3	1471.1	1615.0
8	3186.5	1681.2	1845.7
9	3584.7	1891.3	2076.4
10	3982.9	2101.5	2307.1
20	7965.8	4202.9	4614.3
30	11948.8	6304.4	6921.4
40	15931.7	8405.9	9228.6
50	19914.6	10507.4	11535.7
60	23897.6	12608.9	13842.9
70	27880.5	14710.4	16150.0
80	31863.4	16811.8	18457.2
90	35846.3	18913.3	20764.3
100	39829.3	21014.8	23071.5
200	79658.6	42029.6	46143.0

power of the engine must be sufficient for the weight of the rod, in order to bring it up.

2. It is known, that the atmosphere presses upon the surface of the earth with a force equal to 15 pounds upon every square inch.

3. When

3. When water is heated to a certain degree, the particles thereof repel one another, and constitute an elastic fluid, which is generally called *steam* or *vapour*.

4. Hot steam is very elastic; and when it is cooled by any means, particularly by its being mixed with cold water, its elasticity is destroyed immediately, and it is reduced to water again.

5. If a vessel be filled with hot steam, and then closed, so as to keep out the external air, and all other fluids; when that steam is by any means condensed, cooled, or reduced to water, *that* water will fall to the bottom of the vessel; and the cavity of the vessel will be almost a perfect vacuum.

6. Whenever a vacuum is made in any vessel, the air by its weight will endeavour to rush into the vessel, or to drive in any other body that will give way to its pressure; as may be easily seen by a common syringe. For, if you stop the bottom of a syringe, and then draw up the piston, if it be so tight as to drive out all the air before it, and leave a vacuum within the syringe, the piston being let go will be driven down with a great force.

7. The force with which the piston is drove down, when there is a vacuum under it, will be as the square of a diameter of the bore in the syringe. That is to say, it will be driven down with four times as much force in a syringe of a two-inch bore, as in a syringe of one inch: for the areas of circles are always as the squares of their diameters.

8. The pressure of the atmosphere being equal to 15 pounds upon a square inch, it will be almost equal to 12 pounds upon a circular inch. So that if the bore of the syringe

L be

be round, and one inch in diameter, the piston will be prest down into it by a force nearly equal to 12 pounds: but if the bore be two inches diameter, the piston will be prest down with four times that force.

And hence it is easy to find with what force the atmosphere presses upon any given number either of square or circular inches.

These being the principles upon which this engine is constructed, we shall next describe the chief working parts of it: which are, 1. A boiler. 2. A cylinder and piston. 3. A beam or lever.

The *boiler* is a large vessel made of iron or copper; and commonly so big as to contain about 2000 gallons.

The *cylinder* is about 40 inches diameter, bored so smooth, and its leathered piston fitting so close, that little or no water can get between the piston and sides of the cylinder.

Things being thus prepared, the cylinder is placed upright, and the shank of the piston is fixed to one end of the *beam*, which turns on a center like a common balance.

The boiler is placed under the cylinder, with a communication between them, which can be opened and shut occasionally.

The boiler is filled about half full of water, and a strong fire is made under it: then, if the communication between the boiler and the cylinder be opened, the cylinder will be filled with hot steam; which would drive the piston quite out at the top of it. But there is a contrivance by which the piston, when it is near the top of the cylinder, shuts the communication at the top of the boiler within.

This

This is no sooner shut, than another is opened by which a little cold water is thrown upwards in a jet into the cylinder, which mixing with the hot steam, condenses it immediately; by which means a vacuum is made in the cylinder, and the piston is pressed down by the weight of the atmosphere; and so lifts up the loaded pump-rod at the other end of the beam.

If the cylinder be 42 inches in diameter, the piston will be pressed down with a force greater than 20000 pounds, and will consequently lift up that weight at the opposite end of the beam: and as the pump-rod with its plunger is fixed to that end, if the bore where the plunger works were 10 inches diameter, the water would be forced up through a pipe of 180 yards perpendicular height.

But, as the parts of this engine have a good deal of friction, and must work with a considerable velocity, and there is no such thing as making a perfect vacuum in the cylinder, it is found that no more than 8 pounds of pressure must be allowed for, on every circular inch of the piston in the cylinder, that it may make about 16 strokes in a minute, about 6 feet each.

Where the boiler is very large, the piston will make between 20 and 25 strokes in a minute, and each stroke 7 or 8 feet; which, in a pump of 9 inches bore, will raise upwards of 300 hogsheads of water in an hour.

It is found by experience that a cylinder, 40 inches diameter, will work a pump 10 inches diameter, and 100 yards long: and hence we can find the diameter and length of a pump, that can be worked by any other cylinder.

For the conveniency of those who would make use of this engine for raising water, we shall subjoin part of a table calculated by Mr. Beighton, shewing how any given quantity of water may be raised in an hour, from 48 to 440 hogsheds; at any given depth, from 15 to 100 yards; the machine working at the rate of 16 strokes *per* minute, and each stroke being 6 feet long.

One example of the use of this table will make the whole plain. Suppose it were required to draw 150 hogsheds *per* hour, at 90 yards depth; in the second column from the right hand, I find the nearest number, viz. 149 hogsheds 40 gallons, against which, on the right hand, I find the diameter of the bore of the pump must be 7 inches; and in the same collateral line, under the given depth 90, I find 27 inches, the diameter of the cylinder fit for that purpose.— And so for any other.





PLATE XIII.



J. Ferguson delin.

J. Mynde sc.

A Table shewing the power of the engine for raising water by fire.

This table is calculated to the measure of ale gallons, at 282 cubic inches *per* gallon.

The depth to be drawn in yards.															Diameter of the cylinder in inches.	
Diam. of pump.	Inches.	In one hour.	The depth to be drawn in yards.												Diameter of the cylinder in inches.	
			15	20	25	30	35	40	45	50	60	70	80	90		100
12	12	440	18½	21½	24	26½	28½	30½	32½	34½	37½	40	39½	38½	40	12
11	11	369	17½	19½	22	24	26½	28½	30½	31½	34½	37½	36½	35½	36½	11
10	10	304	15½	16½	18	20	21½	23½	24½	26½	28½	30½	31½	32½	33½	10
9	9	247	14½	15½	17	19	20½	21½	23	24	26½	28½	29½	30½	31½	9
8½	8½	221	13½	14½	16	18½	19½	20½	21½	23	24	26½	27	28	29½	8½
8	8	195	12½	13½	15	17½	18½	19½	20	21½	23½	25	26	27	28½	8
7½	7½	182	11½	12½	14	16½	17½	18½	19	20½	22½	24	25	26	27½	7½
7	7	172	10½	11½	13	15½	16½	17½	18	19½	21½	22	23	24	25½	7
6½	6½	149	10	11	12	14	15½	16½	17	18½	20½	22	23	24	25½	6½
6	6	128	9½	10½	11	13	14	15	16	17½	19	20	21	22	23½	6
5½	5½	110	9	10	11	12	13	14	15	16½	17	18	19	20	21½	5½
5	5	94	8½	9½	10	11	12	13	14	15½	17	18	19	20	21½	5
4½	4½	65	8	9	10	11	12	13	14	15	16½	17	18	19	20	4½
4	4	60	7½	8½	9	10	11	12	13	14	15	16	17	18	19	4
3½	3½	48	7	8	9	10	11	12	13	14	15	16	17	18	19	3½

Plate XIII.
The Persian
wheel.

Water may be raised by means of a stream *AB* turning a wheel *CDE*, according to the order of the letters, with buckets *a, a, a, a, &c.* hung upon the wheel by strong pins *b, b, b, b, &c.* fixed in the side of the rim: but the wheel must be made as high as the water is intended to be raised above the level of that part of the stream in which the wheel is placed. As the wheel turns, the buckets on the right-hand go down into the water, and are thereby filled, and go up full on the left-hand, until they come to the top at *K*; where they strike against the end *n* of the fixed trough *M*, and are thereby over-set, and empty the water into the trough; from which it may be conveyed in pipes to the place which it is designed for: and as each bucket gets over the trough, it falls into a perpendicular position again, and goes down empty, until it comes to the water at *A*, where it is filled as before. On each bucket is a spring *r*, which going over the top or crown of the bar *m* (fixed to the trough *M*) raises the bottom of the bucket above the level of its mouth, and so causes it to empty all its water into the trough.

Sometimes this wheel is made to raise water no higher than its axle; and then, instead of buckets hung upon it, its spokes *C, d, e, f, g, h* are made of a bent form, and hollow within; these hollows opening into the holes *C, D, E, F*, in the outside of the wheel, and also into those at *O* in the box *N* upon the axle. So that, as the holes *C, D, &c.* dip into the water, it runs into them; and as the wheel turns, the water rises in the hollow spokes, *c, d, &c.* and runs out in a stream *P* from the holes at *O*, and falls into the trough *Q*, from whence it is conveyed by pipes. And this is a very easy way of raising water,

water, because the engine requires neither men nor horses to turn it.

The art of weighing different bodies in water, and thereby finding their specific gravities, or weights, bulk for bulk, was invented by ARCHIMEDES; of which we have the following account:

Hiero, king of *Syracuse*, having employed a goldsmith to make a crown, and given him a mass of pure gold for that purpose, suspected that the workman had kept back part of the gold for his own use, and made up the weight by allaying the crown with copper. But the king not knowing how to find out the truth of that matter, referred it to *Archimedes*; who having studied a long time in vain, found it out at last by chance. For, going into a bathing tub of water, and observing that he thereby raised the water higher in the tub than it was before, he concluded instantly that he had raised it just as high as any thing else could have done, that was exactly of his bulk: and considering that any other body of equal weight, and of less bulk than himself, could not have raised the water so high as he did; he immediately told the king, that he had found a method by which he could discover whether there were any cheat in the crown. For, since gold is the heaviest of all known metals, it must be of less bulk, according to its weight, than any other metal. And therefore he desired that a mass of pure gold, equally heavy with the crown when weighed in air, should be weighed against it in water; and if the crown was not allayed, it would counterpoise the mass of gold when they were both immersed in water, as well as it did when they were weighed in air. But upon

making the trial, he found that the mass of gold weighed much heavier in water than the crown did. And not only so, but that, when the mass and crown were immersed separately in one vessel of water, the crown raised the water much higher than the mass did; which shewed it to be allayed with some lighter metal that increased its bulk. And so, by making trials with different metals, all equally heavy with the crown when weighed in air, he found out the quantity of alloy in the crown.

The specific gravities of bodies are as their weights, bulk for bulk; thus a body is said to have two or three times the specific gravity of another, when it contains two or three times as much matter in the same space.

A body immersed in a fluid will sink to the bottom, if it be heavier than its bulk of the fluid. If it be suspended therein, it will lose as much of what it weighed in air, as its bulk of the fluid weighs. Hence, all bodies of equal bulks, which would sink in fluids, lose equal weights when suspended therein. And unequal bodies lose in proportion to their bulks.

The hydrostatic balance.

The *hydrostatic balance* differs very little from a common balance that is nicely made: only it has a hook at the bottom of each scale, on which small weights may be hung by horse-hairs, or by silk threads. So that a body, suspended by the hair or thread, may be immersed in water without wetting the scale from which it hangs.

How to find the specific gravity of any body

If the body thus suspended under the scale, at one end of the balance, be first counterpoised in air by weights in the opposite scale, and then immersed in water, the equilibrium will be immediately destroyed. Then, if as much weight be

be put into the scale from which the body hangs, as will restore the equilibrium (without altering the weights in the opposite scale) that weight, which restores the equilibrium, will be equal to the weight of a quantity of water as big as the immersed body. And if the weight of the body in air be divided by what it loses in water, the quotient will shew how much that body is heavier than its bulk of water. Thus, if a guinea suspended in air, be counterbalanced by 129 grains in the opposite scale of the balance; and then, upon its being immersed in water, it becomes so much lighter, as to require $7\frac{1}{4}$ grains put into the scale over it, to restore the equilibrium, it shews that a quantity of water, of equal bulk with the guinea, weighs $7\frac{1}{4}$ grains, or 7.25; by which divide 129 (the weight of the guinea in air) and the quotient will be 17.793; which shews that the guinea is 17.793 times as heavy as its bulk of water. And thus, any piece of gold may be tried, by weighing it first in air, and then in water; and if upon dividing the weight in air by the loss in water, the quotient comes out to be 17.793, the gold is good; if the quotient be 18, or between 18 and 19, the gold is very fine; but if it be less than 17, the gold is too much allayed, by being mixed with some other metal.

If silver be tried in this manner and found to be 11 times as heavy as water, it is very fine; if it be $10\frac{1}{2}$ times as heavy, it is standard; but if it be of any less weight compared with water, it is mixed with some lighter metal, such as tin.

By this method, the specific gravities of all bodies that will sink in water, may be found. But as to those which are lighter than water, as
most

most sorts of wood are, the following method may be taken, to shew how much lighter they are than their respective bulks of water.

Let an upright stud be fixed into a thick flat piece of brass, and in this stud let a small lever, whose arms are equally long, turn upon a fine pin as an axis. Let the thread which hangs from the scale of the balance be tied to one end of the lever, and a thread from the body to be weighed, tied to the other end. This done, put the brass and lever into a vessel; then pour water into the vessel, and the body will rise and float upon it, and draw down the end of the balance from which it hangs: then, put as much weight in the opposite scale as will raise that end of the balance, so as to pull the body down into the water by means of the lever; and this weight in the scale will shew how much the body is lighter than its bulk of water.

There are some things which cannot be weighed in this manner, such as quicksilver, fragments of diamonds, &c. because they cannot be suspended in threads; and must therefore be put into a glass bucket, hanging by a thread from the hook of one scale, and counterpoised by weights put into the opposite scale. Thus, suppose you want to know the specific gravity of quicksilver, with respect to that of water; let the empty bucket be first counterpoised in air, and then the quicksilver put into it and weighed. Write down the weight of the bucket, and also of the quicksilver; which done, empty the bucket, and let it be immersed in water as it hangs by the thread, and counterpoised therein by weights in the opposite scale: then, pour the quicksilver into the bucket in the water, which will cause it to preponderate; and put as much

much weight into the opposite scale as will restore the balance to an equipoise; and this weight will be the weight of a quantity of water equal in bulk to the quicksilver. Lastly, divide the weight of the quicksilver in air, by the weight of its bulk of water, and the quotient will shew how much the quicksilver is heavier than its bulk of water.

If a piece of brass, glass, lead, or silver, be immersed and suspended in different sorts of fluids, the different losses of weight therein will shew how much it is heavier than its bulk of the fluid; the fluid being lightest in which the immersed body loses least of its aerial weight. A solid bubble of glass is generally used for finding the specific gravities of fluids.

Hence we have an easy method of finding the specific gravities both of solids and fluids, with regard to their respective bulks of common pump water, which is generally made a standard for comparing all the others by.

In constructing tables of specific gravities with accuracy, the gravity of water must be represented by unity or 1.000, where three cyphers are added, to give room for expressing the ratios of other gravities in decimal parts, as in the following table.

A Table

A Table of the specific gravities of several solid and fluid bodies.

A cubic inch of	Troy weight.			Avoirdup.		Compa- rative weight.
	oz.	pw.	gr.	oz.	drams.	
Very fine gold -	10	7	3.83	1	5.80	19.637
Standard gold -	9	19	6.44	10	14.90	18.888
Guinea gold -	9	7	17.18	10	4.76	17.793
Moidore gold -	9	0	19.84	9	14.71	17.140
Quicksilver -	7	7	11.61	8	1.45	14.019
Lead -	5	19	17.55	6	9.08	11.325
Fine silver -	5	16	23.23	6	6.66	11.087
Standard silver -	5	11	3.36	6	1.54	10.535
Copper -	4	13	7.04	5	1.89	8.843
Plate-brass -	4	4	9.60	4	10.09	8.000
Steel -	4	2	20.12	4	8.70	7.852
Iron -	4	0	15.20	4	6.77	7.645
Block tin -	3	17	5.68	4	3.79	7.321
Spelter -	3	14	12.86	4	1.42	7.065
Lead ore -	3	11	17.76	3	14.96	6.800
Glass of antimony	2	15	16.89	3	0.89	5.280
German antimony	2	2	4.80	2	5.04	4.000
Copper ore -	2	1	11.83	2	4.43	3.775
Diamond -	1	15	20.88	1	15.48	3.400
Clear glass -	1	13	5.58	1	13.16	3.150
Lapis lazuli -	1	12	5.27	1	12.27	3.054
Welch asbestos -	1	10	17.57	1	10.97	2.913
White marble -	1	8	13.41	1	9.06	2.707
Black ditto -	1	8	12.65	1	9.02	2.704
Rock crystal -	1	8	1.00	1	8.61	2.658
Green glass -	1	7	15.38	1	8.26	2.620
Cornelian stone -	1	7	1.21	1	7.73	2.568
Flint -	1	6	19.63	1	7.53	2.542
Hard paving stone	1	5	22.87	1	6.77	2.460
Live sulphur -	1	1	2.40	1	2.52	2.000
Nitre -	1	0	1.08	1	1.59	1.900
Alabaster -	0	19	18.74	1	1.35	1.875
Dry ivory -	0	19	6.09	1	0.89	1.825
Brimstone -	0	18	23.76	1	0.66	1.800
Alum -	0	17	21.92	0	15.72	1.714

The Table concluded.

A cubic inch of	Troy weight.		Avoirdup.		Compa- rative weight.
	oz.	pw. gr.	oz.	drams.	
Ebony - -	0	11 18.82	0	10.34	1.117
Human blood -	0	11 2.89	0	9.76	1.054
Amber - -	0	10 20.79	0	9.54	1.030
Cow's milk -	0	10 20.79	0	9.54	1.030
Sea Water - -	0	10 20.79	0	9.54	1.030
Pump water -	0	10 13.30	0	9.26	1.000
Spring water -	0	10 12.94	0	9.25	0.999
Distilled water -	0	10 11.42	0	9.20	0.993
Red wine - -	0	10 11.42	0	9.20	0.993
Oil of amber -	0	10 7.63	0	9.06	0.978
Proof spirits -	0	9 19.73	0	8.62	0.931
Dry oak - -	0	9 18.00	0	8.56	0.925
Olive oil - -	0	9 15.17	0	8.45	0.913
Pure spirits - -	0	9 3.27	0	8.02	0.866
Spirit of turpentine	0	9 2.76	0	7.99	0.864
Oil of turpentine	0	8 8.53	0	7.33	0.772
Dry crabtree -	0	8 1.69	0	7.08	0.765
Sassafras wood -	0	5 2.04	0	4.46	0.482
Cork - -	0	2 12.77	0	2.21	0.240

Take away the decimal points from the numbers in the right-hand column, or (which is the same) multiply them by 1000, and they will shew how many ounces avoirdupoise are contained in a cubic foot of each body.

The use of the table of specific gravities will best appear by an example. Suppose a body to be compounded of gold and silver, and it is required to find the quantity of each metal in the compound.

First find the specific gravity of the compound, by weighing it in air and in water, and dividing its aerial weight by what it loses thereof in water, the quotient will shew its specific gravity,

How to find out the quantity of adulteration in metals.

gravity, or how many times it is heavier than its bulk of water. Then, subtract the specific gravity of silver (found in the table) from that of the compound, and the specific gravity of the compound from that of gold; the first remainder shews the bulk of gold, and the latter the bulk of silver, in the whole compound: and if these remainders be multiplied by the respective specific gravities, the products will shew the proportion of weights of each metal in the body. Example.

Suppose the specific gravity of the compounded body be 13; that of standard silver, (by the table) is 10.5, and that of gold 19.63: therefore 10.5 from 13, remains 2.5, the proportional bulk of the gold; and 13 from 19.63, remains 6.63 the proportional bulk of silver in the compound. Then, the first remainder 2.5, multiplied by 19.63, the specific gravity of gold, produces 49.075 for the proportional weight of gold; and the last remainder 6.63 multiplied by 10.5, the specific gravity of silver, produces 69.615 for the proportional weight of silver in the whole body. So that for every 49.07 ounces or pounds of gold, there are 69.6 pounds or ounces of silver in the body.

Hence it is easy to know whether any suspected metal be genuine, or allayed, or counterfeit; by finding how much it is heavier than its bulk of water, and comparing the same with the table: if they agree, the metal is good; if they differ, it is allayed or counterfeited.

How to
try spiri-
tuous li-
quors.

A cubical inch of good brandy, rum, or other proof spirits, weighs 235.7 grains; therefore, if a true inch cube of any metal weighs 235.7 grains less in spirits than in air, it shews the spirits are proof. If it loses less of its aerial weight

weight in spirits, they are above proof; if it loses more, they are under. For, the better the spirits are, they are the lighter; and the worse, the heavier. All bodies expand with heat and contract with cold, but some more and some less than others. And therefore the specific gravities of bodies are not precisely the same in summer as in winter. It has been found, that a cubic inch of good brandy is 10 grains heavier in winter than in summer; as much spirit of nitre, 20 grains; vinegar 6 grains, and spring-water 3. Hence it is most profitable to buy spirits in winter, and sell them in summer, since they are always bought and sold by measure. It has been found, that 32 gallons of spirits in winter will make 33 in summer.

The expansion of all fluids is proportionable to the degree of heat; that is, with a double or triple heat a fluid will expand two or three times as much.

Upon these principles depends the construction of the thermometer, in which the globe or bulb, and part of the tube, are filled with a fluid, which, when joined to the barometer, is spirits of wine tinged, that it may be more easily seen in the tube. But when thermometers are made by themselves, quicksilver is generally used. *The thermometer.*

In the thermometer, a scale is fitted to the tube, to shew the expansion of the quicksilver, and consequently the degree of heat. And, as *Fahrenheit's* scale is most in esteem at present, I shall explain the construction and graduation of thermometers according to that scale.

First, Let the globe or bulb, and part of the tube, be filled with a fluid; then immerse the bulb in water just freezing, or snow just thawing;

ing; and even with that part in the scale where the fluid then stands in the tube, place the number 32, to denote the freezing point: then put the bulb under your arm-pit, when your body is of a moderate degree of heat, so that it may acquire the same degree of heat with your skin; and when the fluid has risen as far as it can by that heat, there place the number 97: then divide the space between these numbers into 65 equal parts, and continue those divisions both above 97 and below 32, and number them accordingly.

This may be done in any part of the world; for it is found that the freezing point is always the same in all places, and the heat of the human body differs but very little; so that the thermometers made in this manner will agree with one another; and the heat of several bodies will be shewn by them, and expressed by the numbers upon the scale, thus.

Air, in severe cold weather, in our climate, from 15 to 25. Air in winter, from 26 to 42. Air in spring and autumn, from 43 to 53. Air at midsummer, from 65 to 68. Extreme heat of the summer sun, from 86 to 100. Butter just melting, 95. Alcohol boils with 174 or 175. Brandy with 190. Water 212. Oil of turpentine 550. Tin melts with 408, and lead with 540. Milk freezes about 30, vinegar 28, and blood 27.

A body specifically lighter than a fluid will swim upon its surface, in such a manner, that a quantity of the fluid equal in bulk with the immersed part of the body, will be as heavy as the whole body. Hence, the lighter a fluid is, the deeper a body will sink in it; upon which depends

depends the construction of the *hydrometer* or water-poise.

From this we can easily find the weight of a ship, or any other body that floats in water. For, if we multiply the number of cubic feet which are under the surface, by 62.5, the number of pounds in one foot of fresh water; or by 64.4, the number of pounds in a foot of salt water; the product will be the weight of the ship, and all that is in it. For, since it is the weight of the ship that displaces the water, it must continue to sink until it has removed as much water as is equal to it in weight; and therefore the part immersed must be equal in bulk to such a portion of the water as is equal to the weight of the whole ship.

To prove this by experiment, let a ball of some light wood, such as fir or pear-tree, be put into water contained in a glass vessel; and let the vessel be put into a scale at one end of a balance, and counterpoised by weights in the opposite scale: then, marking the height of the water in the vessel, take out the ball; and fill up the vessel with water to the same height that it stood at when the ball was in it; and the same weight will counterpoise it as before.

From the vessel's being filled up to the same height at which the water stood when the ball was in it, it is evident that the quantity poured in is equal in magnitude to the immersed part of the ball; and from the same weight counterpoising, it is plain that the water poured in, is equal in weight to the whole ball.

In troy weight, 24 grains make a penny-weight, 20 pennyweight make an ounce, and 12 ounces a pound. In avoirdupoise weight, 16 drams make an ounce, and 16 ounces a pound.

pound. The troy pound contains 5760 grains, and the avoirdupoise pound 7000; and hence, the avoirdupoise dram weighs 27.34375 grains, and the avoirdupoise ounce 437.5.

Because it is often of use to know how much any given quantity of goods in troy weight do make in avoirdupoise weight, and the reverse; we shall here annex two tables for converting these weights into one another. Those from page 135 to page 146 are near enough for common hydraulic purposes; but the two following are better, where accuracy is required in comparing the weights with one another: and I find, by trial, that 175 troy ounces are precisely equal to 192 avoirdupoise ounces, and 175 troy pounds are equal to 144 avoirdupoise. And although there are several lesser integral numbers, which come very near to agree together, yet I have found none less than the above to agree exactly. Indeed 41 troy ounces are so nearly equal to 45 avoirdupoise ounces, that the latter contains only $7\frac{1}{2}$ grains more than the former: and 45 troy pounds weigh only $7\frac{3}{8}$ drams more than 37 avoirdupoise.

	Troy weight.		Avoirdupoise.		Troy weight.		Avoir.
			lb.	oz. drams.			Drams.
A Table for reducing Troy weight into Avoirdupoise weight.	Pounds—	4000	3291	6 13.68	Penny wt.	19	16.67
		3000	2528	9 2.26		18	15.79
		2000	1645	11 6.84		17	14.92
		1000	822	13 11.42		16	14.04
		900	740	9 2.28		15	13.16
		800	658	4 9.14		14	12.29
		700	576	0 0.00		13	11.41
		600	493	11 6.85		12	10.53
		500	411	6 13.71		11	9.65
		400	329	2 4.57		10	8.78
		300	246	13 11.42		9	7.90
		200	164	9 2.28		8	7.02
		100	82	4 9.15		7	6.14
		90	74	0 13.62		6	5.27
		80	65	13 4.11		5	4.39
		70	57	9 9.60		4	3.51
		60	49	5 15.08		3	2.63
		50	41	2 4.57		2	1.75
		40	32	14 10.05		1	0.88
		30	24	10 15.54	Grains —	23	.84
		20	16	7 5.03		22	.80
		10	8	3 10.52		21	.77
		9	7	6 7.86		20	.73
		8	6	9 5.21		19	.69
		7	5	12 2.56		18	.66
		6	4	14 15.90		17	.62
		5	4	1 13.25		16	.58
		4	3	4 10.60		15	.55
		3	2	7 7.95		14	.51
		2	1	10 5.30		13	.47
		1	0	13 2.65		12	.44
	Ounces —	11		12 1.09		11	.40
		10		10 15.54		10	.36
		9		9 13.99		9	.33
		8		8 12.43		8	.29
		7		7 10.88		7	.26
		6		6 9.32		6	.22
		5		5 7.77		5	.18
		4		4 6.22		4	.15
		3		3 4.66		3	.11
		2		2 3.11		2	.07
		1		1 1.55		1	.04

A Table for reducing Avoirdupoise weight into Troy weight.

Avoirdupoise weight.	Troy weight.				Avoird. weight.	Troy weight.			
	lb.	oz.	pw.	gr.		lb.	oz.	pw.	gr.
Pounds 6000	7291	8	0	0	Ounces 15	1	13	10.50	
5000	6076	4	13	8	14	1	0	15	5
4000	4861	1	6	16	13	11	16	23.50	
3000	3645	10	0	0	12	10	18	18	
2000	2430	6	13	8	11	10	0	12.50	
1000	1215	3	6	16	10	9	2	7	
900	1093	9	0	0	9	8	4	1.50	
800	972	2	13	8	8	7	5	20	
700	850	8	6	16	7	6	7	14.50	
600	729	2	0	0	6	5	9	9	
500	607	7	13	8	5	4	11	3.50	
400	486	1	6	16	4	3	12	22	
300	364	7	0	0	3	2	14	16.50	
200	243	0	13	8	2	1	16	11	
100	121	6	6	16	1	0	18	5.50	
90	109	4	10	0	Drams 15		17	2.10	
80	97	2	13	8	14		15	22.76	
70	85	0	16	16	13		14	19.42	
60	72	11	0	0	12		13	15.08	
50	60	9	3	8	11		12	12.74	
40	48	7	6	16	10		11	9.40	
30	36	5	10	0	9		10	6.06	
20	24	3	13	8	8		9	2.72	
10	12	1	16	16	7		8	23.38	
9	10	11	5	0	6		7	20.04	
8	9	8	13	8	5		6	16.70	
7	8	6	1	16	4		5	13.36	
6	7	3	10	0	3		3	10.02	
5	6	0	18	8	2		2	6.68	
4	4	10	6	16	1		1	3.34	
3	3	7	15	0	$\frac{1}{2}$		0	20.51	
2	2	5	3	8	$\frac{1}{2}$			13.67	
1	1	2	11	16	$\frac{1}{2}$			6.83	

The

The two following examples will be sufficient to explain these two tables, and shew their agreement.

Ex. I. In 6835 pounds 6 ounces 9 pennyweights 6 grains Troy, *Qu.* How much Avoirdupoise weight? (See page 165.)

		Avoirdupoise.			
		lb.	oz.	drams.	
Pounds	4000	3291	6	13.68	
	2000	1645	11	6.84	
	800	658	4	9.14	
	troy — 20	16	7	5.03	
	10	8	3	10.52	
	5	4	1	13.25	
	oz. 6		6	9.32	
	pw. 9			7.90	
	gr. 6			.22	
Answer.		5624	10	11.90	

Ex. II. In 5624 pounds 10 ounces 12 drams Avoirdupoise, *Qu.* How much Troy weight? (See page 166.)

		Troy.			
		lb.	oz.	pw.	gr.
Pounds	5000	6076	4	13	8
	600	729	2	0	0
	avoird. 20	24	3	13	8
	4	4	10	6	16
	oz. 10		9	2	7
	dr. 12			13	15.08
Answer.		6835	6	9	6.08

LECT. VI.

Of Pneumatics.

THIS science treats of the nature, weight, pressure, and spring of the air, and the effects arising therefrom.

The properties of air,

The air is that thin transparent fluid body in which we live and breathe. It encompasses the whole earth to a considerable height; and, together with the clouds and vapours that float in it, it is called the atmosphere. The air is justly reckoned among the number of fluids, because it has all the properties by which a fluid is distinguished. For, it yields to the least force impressed, its parts are easily moved among one another, it presses according to its perpendicular height, and its pressure is every way equal.

That the air is a fluid, consisting of such particles as have no cohesion betwixt them, but easily glide over one another, and yield to the slightest impression, appears from that ease and freedom with which animals breathe in it, and move through it without any difficulty or sensible resistance.

But it differs from all other fluids in the four following particulars. 1. It can be compressed into a much less space than what it naturally possesseth, which no other fluid can. 2. It cannot be congealed or fixed, as other fluids may. 3. It is of a different density in every part, upward from the earth's surface, decreasing in its weight, bulk for bulk, the higher it rises; and therefore must also decrease in density. 4. It is of an

elastic

elastic or springy nature, and the force of its spring is equal to its weight.

That air is a body, is evident from its excluding all other bodies out of the space it possesses: for, if a glass jar be plunged with its mouth downward into a vessel of water, there will but very little water get into the jar, because the air of which it is full keeps the water out.

As air is a body, it must needs have gravity or weight: and that it is weighty, is demonstrated by experiment. For, let the air be taken out of a vessel by means of the air-pump, then, having weighed the vessel, let in the air again, and upon weighing it when re-filled with air, it will be found considerably heavier. Thus, a bottle that holds a wine quart, being emptied of air and weighed, is found to be about 16 grains lighter than when the air is let into it again; which shews that a quart of air weighs 17 grains. But a quart of water weighs 14621 grains; this divided by 16, quotes 914 in round numbers; which shews, that water is 914 times as heavy as air near the surface of the earth.

As the air rises above the earth's surface, it grows rarer, and consequently lighter, bulk for bulk. For, because it is of an elastic or springy nature, and its lowermost parts are pressed with the weight of all that is above them, it is plain that the air must be more dense or compact at the earth's surface, than at any height above it; and gradually rarer the higher up. For, the density of the air is always as the force that compresseth it; and therefore, the air towards the upper parts of the atmosphere being less pressed than that which is near the earth, it will expand itself, and thereby become thinner than at the earth's surface.

Dr. Cotes has demonstrated, that if altitudes in the air be taken in arithmetical proportion, the rarity of the air will be in geometrical proportion. For instance,

At the altitude of	Miles above the surface of the earth, the air is	7	- - - - - 4	times thinner and lighter than at the earth's surface.
		14	- - - - - 16	
		21	- - - - - 64	
		28	- - - - - 256	
		35	- - - - - 1024	
		42	- - - - - 4096	
		49	- - - - - 16384	
		56	- - - - - 65536	
		63	- - - - - 262144	
		70	- - - - - 1048576	
		77	- - - - - 4194304	
		84	- - - - - 16777216	
		91	- - - - - 67108864	
		98	- - - - - 268435456	
		105	- - - - - 1073741824	
		112	- - - - - 4294967296	
		119	- - - - - 17179869184	
		126	- - - - - 68719476736	
		133	- - - - - 274877906944	
		140	- - - - - 1099511627776	

And hence it is easy to prove by calculation, that a cubic inch of such air as we breathe, would be so much rarefied at the altitude of 500 miles, that it would fill a sphere equal in diameter to the orbit of Saturn.

The weight or pressure of the air is exactly determined by the following experiment.

The Torricellian experiment.

Take a glass tube about three feet long, and open at one end; fill it with quicksilver, and putting your finger upon the open end, turn that end downward, and immerse it into a small vessel

vessel of quicksilver, without letting in any air: then take away your finger; and the quicksilver will remain suspended in the tube $29\frac{1}{2}$ inches above its surface in the vessel; sometimes more, and at other times less, as the weight of the air is varied by winds and other causes. That the quicksilver is kept up in the tube by the pressure of the atmosphere upon that in the basin, is evident; for, if the basin and tube be put under a glass, and the air be then taken out of the glass, all the quicksilver in the tube will fall down into the basin; and if the air be let in again, the quicksilver will rise to the same height as before. Therefore the air's pressure on the surface of the earth, is equal to the weight of $29\frac{1}{2}$ inches depth of quicksilver all over the earth's surface, at a mean rate.

A square column of quicksilver, $29\frac{1}{2}$ inches high, and one inch thick, weighs just 15 pounds, which is equal to the pressure of air upon every square inch of the earth's surface; and 144 times as much, or 2160 pounds, upon every square foot; because a square foot contains 144 square inches. At this rate, a middle-sized man, whose surface may be about 14 square feet, sustains a pressure of 30240 pounds, when the air is of a mean gravity: a pressure which would be insupportable, and even fatal to us, were it not equal on every part, and counterbalanced by the spring of the air within us, which is diffused through the whole body; and re-acts with an equal force against the outward pressure.

Now, since the earth's surface contains (in round numbers) 200,000,000 square miles, and every square mile 27,878,400 square feet, there must be 5,575,680,000,000,000 square feet

feet on the earth's surface ; which multiplied by 2160 pounds (the pressure on each square foot) gives 12,043,468,800,000,000,000 pounds for the pressure or weight of the whole atmosphere.

When the end of a pipe is immersed in water, and the air is taken out of the pipe, the water will rise in it to the height of 33 feet above the surface of the water in which it is immersed; but will go no higher: for it is found, that a common pump will draw water no higher than 33 feet above the surface of the well: and unless the bucket goes within that distance from the well, the water will never get above it. Now, as it is the pressure of the atmosphere, on the surface of the water in the well, that causes the water to ascend in the pump, and follow the piston or bucket, when the air above it is lifted up; it is evident, that a column of water 33 feet high, is equal in weight to a column of quicksilver of the same diameter, $29\frac{1}{2}$ inches high; and to as thick a column of air, reaching from the earth's surface to the top of the atmosphere.

The barometer.

In serene calm weather, the air has weight enough to support a column of quicksilver 31 inches high; but in tempestuous stormy weather, not above 28 inches. The quicksilver, thus supported in a glass tube, is found to be a nice counterbalance to the weight or pressure of the air, and to shew its alterations at different times. And being now generally used to denote the changes in the weight of the air, and of the weather consequent upon them, it is called the *barometer*, or weather-glass.

The pressure of the air being equal on all sides of a body exposed to it, the softest bodies sustain

sustain this pressure without suffering any change in their figure; and so do the most brittle bodies without being broke.

The air is rarefied, or made to swell with heat; and of this property, *wind* is a necessary consequence. For, when any part of the air is heated by the sun, or otherwise, it will swell, and thereby affect the adjacent air: and so, by various degrees of heat in different places, there will arise various winds. The cause of winds.

When the air is much heated, it will ascend towards the upper part of the atmosphere, and the adjacent air will rush in to supply its place; and therefore, there will be a stream or current of air from all parts towards the place where the heat is. And hence we see the reason why the air rushes with such force into a glass-house, or towards any place where a great fire is made. And also, why smoke is carried up a chimney, and why the air rushes in at the key-hole of the door, or any small chink, when there is a fire in the room. So we may take it in general, that the air will press towards that part of the world where it is most heated.

Upon this principle, we can easily account for the *trade-winds*, which blow constantly from east to west about the equator. For, when the sun shines perpendicularly on any part of the earth, it will heat the air very much in that part, which air will therefore rise upward, and when the sun withdraws, the adjacent air will rush in to fill its place; and consequently will cause a stream or current of air from all parts towards that which is most heated by the sun. But as the sun, with respect to the earth, moves from east to west, the common course of the air will be that way too; continually pressing after the sun: and therefore,

therefore, at the equator, where the sun shines strongly, there will be a continual wind from the east; but, on the north side, it will incline a little to the north, and on the south side, to the south.

This general course of the wind about the equator, is changed in several places, and upon several accounts; as, 1. By exhalations that rise out of the earth at certain times, and from certain places; in earthquakes, and from volcanos. 2. By the falling of great quantities of rain, causing thereby a sudden condensation or contraction of the air. 3. By burning sands, that often retain the solar heat to a degree incredible to those who have not felt it, causing a more than ordinary rarefaction of the air contiguous to them. 4. By high mountains, which alter the direction of the winds in striking against them. 5. By the declination of the sun towards the north or south, heating the air on the north or south side of the equator.

The mon-
soons.

To these and such like causes is owing, 1. The irregularity and uncertainty of winds in climates distant from the equator, as in most parts of *Europe*. 2. Those periodical winds, called *monsoons*, which in the *Indian* seas blow half a year one way, and the other half another. 3. Those winds which on the coast of *Guiney*, and on the western coasts of *America*, blow always from west to east. 4. The sea-breezes, which, in hot countries, blow generally from sea to land, in the day-time; and the land-breezes, which blow in the night; and, in short, all those storms, hurricanes, whirlwinds, and irregularities, which happen at different times and places.

All

All common air is impregnated with a cer-^{The vivi-}
tain kind of *vivifying spirit* or quality, which is ^{fyng spi-}
necessary to continue the lives of animals: and ^{rit in air.}
this, in a gallon of air, is sufficient for one man
during the space of a minute, and not much
longer.

This spirit in air is destroyed by passing
through the lungs of animals: and hence it is,
that an animal dies soon, after being put under
a vessel which admits no fresh air to come to it.
This spirit is also in the air which is in water;
for fish die when they are excluded from fresh
air, as in a pond that is closely frozen over.
And the little eggs of insects, stopped up in a
glass, do not produce their young, though
assisted by a kindly warmth. The seeds also of
plants mixed with good earth, and inclosed in
a glass, will not grow.

This enlivening quality in air, is also de-
stroyed by the air's passing through fire; parti-
cularly charcoal fire, or the flame of sulphur.
Hence, smoking chimneys must be very un-
wholesome, especially if the rooms they are in
be small and close.

Air is also vitiated, by remaining closely
pent up in any place for a considerable time;
or perhaps, by being mixed with malignant
steams and particles flowing from the neighbour-
ing bodies; or lastly, by the corruption of the
vivifying spirit; as in the holds of ships, in
oil-cisterns, or wine-cellars, which have been
shut for a considerable time. The air in any of
them is sometimes so much vitiated, as to be im-
mediate death to any animal that comes into it.

Air that has lost its vivifying spirit, is called *Damps*,
damp, not only because it is filled with humid
or moist vapours, but because it deadens fire,

extin-

extinguishes flame, and destroys life. The dreadful effects of damps are sufficiently known to such as work in mines.

If part of the vivifying spirit of air in any country begins to putrify, the inhabitants of that country will be subject to an epidemical disease, which will continue until the putrefaction is over. And as the putrefying spirit occasions the disease, so if the diseased body contributes towards the putrefying of the air, then the disease will not only be epidemical, but pestilential and contagious.

The atmosphere is the common receptacle of all the effluvia or vapours arising from different bodies; of the steams and smoke of things burnt or melted; the fogs or vapours proceeding from damp watery places; and of the effluvia from sulphureous, nitrous, acid, and alkaline bodies. In short, whatever may be called volatile, rises in the air to greater or less heights, according to its specific gravity.

*Fermenta-
tions.*

When the effluvia, which arise from acid and alkaline bodies, meet each other in the air, there will be a strong conflict or *fermentation* between them; which will sometimes be so great, as to produce a fire; then if the effluvia be combustible, the fire will run from one part to another, just as the inflammable matter happens to lie.

Any one may be convinced of this, by mixing an acid and an alkaline fluid together, as the spirit of nitre and oil of cloves; upon the doing of which, a sudden ferment, with a fine flame, will arise; and if the ingredients be very pure and strong, there will be a sudden explosion.

*Thunder
and light-
ning.*

Whoever considers the effects of fermentation, cannot be at a loss to account for the dreadful

dreadful effects of *thunder* and *lightning* : for the effluvia of sulphureous and nitrous bodies, and others that may rise into the atmosphere, will ferment with each other, and take fire very often of themselves ; sometimes by the assistance of the sun's heat.

If the inflammable matter be thin and light, it will rise to the upper part of the atmosphere, where it will flash without doing any harm : but if it be dense, it will lie near the surface of the earth, where taking fire, it will explode with a surprising force ; and by its heat rarefy and drive away the air, kill men and cattle, split trees, walls, rocks, &c. and be accompanied with terrible claps of thunder.

The heat of lightning appears to be quite different from that of other fires ; for it has been known to run through wood, leather, cloth, &c. without hurting them, while it has broken and melted iron, steel, silver, gold, and other hard bodies. Thus it has melted or burnt asunder a sword, without hurting the scabbard ; and money in a man's pocket, without hurting his cloaths : the reason of this seems to be, that the particles of *that* fire are so fine, as to pass through soft loose bodies without dissolving them ; whilst they spend their whole force upon the hard ones.

It is remarkable, that knives and forks which have been struck with lightning have a very strong magnetical virtue for several years after ; and I have heard that lightning striking upon the mariner's compass, will sometimes turn it round ; and often make it stand the contrary way ; or with the north-pole towards the south.

Much of the same kind with lightning, are *Fire* those explosions, called *fulminating* or *fire-damps*, *damps*.
which

which sometimes happen in mines; and are occasioned by sulphureous and nitrous, or rather oleaginous particles, rising from the mine, and mixing with the air, where they will take fire by the lights which the workmen are obliged to make use of. The fire being kindled will run from one part of the mine to another, like a train of gunpowder, as the combustible matter happens to lie. And as the elasticity of the air is increased by heat, *that* in the mine will consequently swell very much, and so, for want of room, will explode with a greater or less degree of force, according to the density of the combustible vapours. It is sometimes so strong, as to blow up the mine; and at other times so weak, that when it has taken fire at the flame of a candle, it is easily blown out.

Air that will take fire at the flame of a candle may be produced thus. Having exhausted a receiver of the air-pump, let the air run into it through the flame of the oil of turpentine; then remove the cover of the receiver, and holding a candle to that air, it will take fire, and burn quicker or slower, according to the density of the oleaginous vapour.

*Earth-
quakes.*

When such combustible matter, as is above-mentioned, kindles in the bowels of the earth, where there is little or no vent, it produces *earthquakes*, and violent storms or hurricanes of wind when it breaks forth into the air.

An artificial earthquake may be made thus. Take 10 or 15 pounds of sulphur, and as much of the filings of iron, and knead them with common water into the consistence of a paste: this being buried in the ground, will, in 8 or 10 hours time, burst out in flames, and cause
the





PLATE XIV.



J. Ferguson delin.

J. Mynde sculp.

barrel cannot be pushed back through the valve *b*, it will ascend through a hole in the piston, and escape through a valve at *d*; and be hindered by that valve from returning into the barrel, when the piston is again raised. At the next raising of the piston, a vacuum is again made in the same manner as before, between *b* and *e*; upon which more of the air, which was left in the receiver *M*, gets out thence by its spring, and runs into the barrel *BK*, through the valve *B*. The same thing is to be understood with regard to the other barrel *AI*; and as the handle *F* is turned backwards and forwards, it alternately raises and depresses the pistons in their barrels; always raising one whilst it depresses the other. And, as there is a vacuum made in each barrel when its piston is raised, every particle of air in the receiver *M* pushes out another, by its spring or elasticity, through the hole *i*, and pipe *GG* into the barrels; until at last the air in the receiver comes to be so much dilated, and its spring so far weakened, that it can no longer get through the valves; and then no more can be taken out. Hence, there is no such thing as making a perfect vacuum in the receiver; for the quantity of air taken out at any one stroke, will always be as the density thereof in the receiver: and therefore it is impossible to take it all out, because, supposing the receiver and barrels of equal capacity, there will be always as much left as was taken out at the last turn of the handle.

There is a cock *k* below the pump-plate, which being turned, lets the air into the receiver again; and then the receiver becomes loose, and may be taken off the plate. The barrels are fixed to the frame *Eee* by two screw-nuts *ff*,

which

which presses down the top-piece *E* upon the barrels: and the hollow trunk *H* (in Fig. 2.) is covered by a box, as *GH* in Fig. 1.

There is a glass tube *lmnn* open at both ends, and about 34 inches long; the upper end communicating with the hole in the pump-plate, and the lower end immersed in quicksilver at *n* in the vessel *N*. To this tube is fitted a wooden ruler *mm*, called the *gage*, which is divided into inches and parts of an inch, from the bottom at *n* (where it is even with the surface of the quicksilver) and continued up to the top, a little below *l*, to 30 or 31 inches.

As the air is pumped out of the receiver *M*, it is likewise pumped out of the glass tube *lmn*, because that tube opens into the receiver through the pump-plate; and as the tube is gradually emptied of air, the quicksilver in the vessel *N* is forced up into the tube by the pressure of the atmosphere. And if the receiver could be perfectly exhausted of air, the quicksilver would stand as high in the tube as it does at that time in the barometer: for it is supported by the same power or weight of the atmosphere in both.

The quantity of air exhausted out of the receiver on each turn of the handle, is always proportionable to the ascent of the quicksilver on that turn; and the quantity of air remaining in the receiver, is proportionable to the defect of the height of the quicksilver in the gage, from what it is at that time in the barometer.

I shall now give an account of the experiments made with the air-pump in my lectures; shewing the resistance, weight, and elasticity of the air.

I. To shew the resistance of the air.

Fig. 3. 1. There is a little machine, consisting of two mills, *a* and *b*, which are of equal weights, independent of each other, and turn equally free on their axes in the frame. Each mill has four thin arms or sails, fixed into the axis: those of the mill *a* have their planes at right angles to its axis, and those of *b* have their planes parallel to it. Therefore, as the mill *a* turns round in common air, it is but little resisted thereby, because it's sails cut the air with their thin edges: but the mill *b* is much resisted, because the broad sides of it's sails move against the air when it turns round. In each axle is a pin near the middle of the frame, which goes quite through the axle, and stands out a little on each side of it: upon these pins, the slider *d* may be made to bear, and so hinder the mills from going, when the strong spring *c* is set on bend against the opposite ends of the pins.

Having set this machine upon the pump-plate *L L* (Fig. 1.) draw up the slider *d* to the pins on one side, and set the spring *c* at bend upon the opposite ends of the pins: then push down the slider *d*, and the spring acting equally strong upon each mill, will set them both a going with equal forces and velocities: but the mill *a* will run much longer than the mill *b*, because the air makes much less resistance against the edges of its sails, than against the sides of the sails of *b*.

Fig. 1. Draw up the slider again, and set the spring upon the pins as before; then cover the machine with the receiver *M* upon the pump-plate, and having exhausted the receiver of air, push

push down the wire *PP* (through the collar of leathers in the neck *q*) upon the slider; which will disengage it from the pins, and allow the mills to turn round by the impulse of the spring: and as there is no air in the receiver to make any sensible resistance against them, they will both move a considerable time longer than they did in the open air; and the moment that one stops, the other will do so too.—This shews that air resists bodies in motion, and that equal bodies meet with different degrees of resistance, according as they present greater or less surfaces to the air, in the planes of their motions.

2. Take off the receiver *M*, and the mills; Fig. 4. and having put the guinea *a* and feather *b* upon the brass flap *c*, turn up the flap, and shut it into the notch *d*. Then, putting a wet leather over the top of the tall receiver *AB* (it being open both at top and bottom) cover it with the plate *C*, from which the guinea and feather tongs *ed* will then hang within the receiver. This done, pump the air out of the receiver; and then draw up the wire *f* a little, which by a square piece on its lower end will open the tongs *ed*; and the flap falling down as at *c*, the guinea and feather will descend with equal velocities in the receiver; and both will fall upon the pump-plate at the same instant. *N. B.* In this experiment, the observers ought not to look at the top, but at the bottom of the receiver; in order to see the guinea and feather fall upon the plate: otherwise, on account of the quickness of their motion, they will escape the sight of the beholders.

N. B. In this experiment, the observers ought not to look at the top, but at the bottom of the receiver; in order to see the guinea and feather fall upon the plate: otherwise, on account of the quickness of their motion, they will escape the sight of the beholders.

II. To shew the weight of the air.

1. Having fitted a brass cap, with a valve tied over it, to the mouth of a thin bottle or Florence flask, whose contents are exactly known, screw the neck of this cap into the hole *i* of the pump-plate: then, having exhausted the air out of the flask, and taken it off from the pump, let it be suspended at one end of a balance, and nicely counterpoised by weights in the scale at the other end: this done, raise up the valve with a pin, and the air will rush into the flask with an audible noise: during which time, the flask will descend, and pull down that end of the beam. When the noise is over, put as many grains into the scale at the other end as will restore the equilibrium; and they will shew exactly the weight of the quantity of air which has got into the flask, and filled it. If the flask holds an exact quart, it will be found, that 16 grains will restore the equipoise of the balance, when the quicksilver stands at $29\frac{1}{2}$ inches in the barometer: which shews, that when the air is at a mean rate of density, a quart of it weighs 16 grains: it weighs more when the quicksilver stands higher; and less when it stands lower.

2. Place the small receiver O (Fig. 1.) over the hole *i* in the pump-plate, and upon exhausting the air, the receiver will be fixed down to the plate by the pressure of the air on its outside, which is left to act alone, without any air in the receiver to act against it: and this pressure will be equal to as many times 15 pounds, as there are square inches in that part of the plate which the receiver covers; which will hold down the receiver so fast, that it cannot be got off, until the

the air be let into it by turning the cock *k*; and then it becomes loose.

3. Set the little glass *AB* (which is open at both ends) over the hole *i* upon the pump-plate *LL*, and put your hand close upon the top of it at *B*: then, upon exhausting the air out of the glass, you will find your hand pressed down with a great weight upon it: so that you can hardly release it, until the air be re-admitted into the glass by turning the cock *k*; which air, by acting as strongly upward against the hand as the external air acted in pressing it downward, will release the hand from its confinement.

4. Having tied a piece of wet bladder *b* over the open top of the glass *A* (which is also open at bottom) set it to dry, and then the bladder will be tight like a drum. Then place the open end *A* upon the pump-plate, over the hole *i*, and begin to exhaust the air out of the glass. As the air is exhausting, its spring in the glass will be weakened, and give way to the pressure of the outward air on the bladder, which, as it is pressed down, will put on a spherical concave figure, which will grow deeper and deeper, until the strength of the bladder be overcome by the weight of the air; and then it will break with a report as loud as that of a gun.—If a flat piece of glass be laid upon the open top of this receiver, and joined to it by a flat ring of wet leather between them; upon pumping the air out of the receiver, the pressure of the outward air upon the flat glass will break it all to pieces.

5. Immerse the neck *cd* of the hollow glass ball *eb* in water, contained in the phial *aa*; then set it upon the pump-plate, and cover it and the hole *i* with the close receiver *A*; and then begin

to pump out the air. As the air goes out of the receiver by its spring, it will also by the same means go out of the hollow ball *eb*, through the neck *dc*, and rise up in bubbles to the surface of the water in the phial; from whence it will make its way, with the rest of the air in the receiver, through the air-pipe *GG* and valves *a* and *b*, into the open air. When it has done bubbling in the phial, the ball is sufficiently exhausted; and then, upon turning the cock *k*, the air will get into the receiver, and press so upon the surface of the water in the phial, as to force the water up into the ball in a jet, through the neck *cd*; and will fill the ball almost full of water. The reason why the ball is not quite filled, is because all the air could not be taken out of it; and the small quantity that was left in, and had expanded itself so as to fill the whole ball, is now condensed into the same state as the outward air, and remains in a small bubble at the top of the ball; and so keeps the water from filling that part of the ball.

Fig. 8.

6. Pour some quicksilver into the jar *D*, and set it on the pump-plate near the hole *i*; then set on the tall open receiver *AB*, so as to be over the jar and hole; and cover the receiver with the brass plate *C*. Screw the open glass tube *fg* (which has a brass top on it at *b*) into the syringe *H*, and putting the tube through a hole in the middle of the plate, so as to immerse the lower end of the tube *a* in the quicksilver at *D*, screw the end *b* of the syringe into the plate. This done, draw up the piston in the syringe by the ring *I*, which will make a vacuum in the syringe, below the piston; and as the upper end of the tube opens into the syringe, the air will be dilated in the tube, because part of it, by its spring,

gets

gets up into the syringe; and the spring of the undilated air in the receiver acting upon the surface of the quicksilver in the jar, will force part of it up into the tube: for the quicksilver will follow the piston in the syringe, in the same way, and for the same reason, that water follows the piston of a common pump when it is raised in the pump-barrel; and this, according to some, is done by suction. But to refute that erroneous notion, let the air be pumped out of the receiver *AB*, and then all the quicksilver in the tube will fall down by its own weight into the jar; and cannot be again raised one hair's breadth in the tube by working the syringe: which shews that suction had no hand in raising the quicksilver; and, to prove that it is done by pressure, let the air into the receiver by the cock *k* (Fig. 1.) and its action upon the surface of the quicksilver in the jar will raise it up into the tube, although the piston of the syringe continues motionless.—If the tube be about 32 or 33 inches high, the quicksilver will rise in it very near as high as it stands at that time in the barometer. And, if the syringe has a small hole, as *m*, near the top of it, and the piston be drawn up above that hole, the air will rush through the hole into the syringe and tube, and the quicksilver will immediately fall down into the jar. If this part of the apparatus be air-tight, the quicksilver may be pumped up into the tube to the same height that it stands in the barometer; but it will go no higher, because then the weight of the column in the tube is the same as the weight of a column of air of the same thickness with the quicksilver, and reaching from the earth to the top of the atmosphere.

7. Having

Fig. 9.

7. Having placed the jar *A*, with some quicksilver in it, on the pump-plate, as in the last experiment, cover it with the receiver *B*; then push the open end of the glass tube *de* through the collar of leathers in the brass neck *C* (which it fits so as to be air-tight) almost down to the quicksilver in the jar. Then exhaust the air out of the receiver, and it will also come out of the tube, because the tube is close at top. When the gauge *mm* shews that the receiver is well exhausted, push down the tube, so as to immerse its lower end into the quicksilver in the jar. Now, although the tube be exhausted of air, none of the quicksilver will rise into it, because there is no air left in the receiver to press upon its surface in the jar. But let the air into the receiver by the cock *k*, and the quicksilver will immediately rise in the tube; and stand as high in it, as it was pumped up in the last experiment.

Both these experiments shew, that the quicksilver is supported in the barometer by the pressure of the air on its surface in the box, in which the open end of the tube is placed. And that the more dense and heavy the air is, the higher does the quicksilver rise; and, on the contrary, the thinner and lighter the air is, the more will the quicksilver fall. For if the handle *F* be turned ever so little, it takes some air out of the receiver, by raising one or other of the pistons in its barrel; and consequently, that which remains in the receiver is so much the rarer, and has so much the less spring and weight; and thereupon, the quicksilver falls a little in the tube: but upon turning the cock, and re-admitting the air into the receiver, it becomes as weighty as before, and the quicksilver rises again to the same height.

height.—Thus we see the reason why the quicksilver in the barometer falls before rain or snow, and rises before fair weather; for, in the former case, the air is too thin and light to bear up the vapours, and in the latter, too dense and heavy to let them fall.

N. B. In all mercurial experiments with the air-pump, a short pipe must be screwed into the hole *i*, so as to rise about an inch above the plate, to prevent the quicksilver from getting into the air-pipe and barrels, in case any of it should be accidentally spilt over the jar: for if it once gets into the pipes or barrels, it spoils them, by loosening the solder, and corroding the brass.

8. Take the tube out of the receiver, and put one end of a bit of dry hazel branch, about an inch long, tight into the hole, and the other end tight into a hole quite through the bottom of a small wooden cup: then pour some quicksilver into the cup, and exhaust the receiver of air, and the pressure of the outward air, on the surface of the quicksilver, will force it through the pores of the hazel, from whence it will descend in a beautiful shower into a glass cup placed under the receiver to catch it.

9. Put a wire through the collar of leathers in the top of the receiver, and fix a bit of dry wood on the end of the wire within the receiver; then exhaust the air, and push the wire down, so as to immerse the wood into a jar of quicksilver on the pump-plate; this done, let in the air, and upon taking the wood out of the jar, and splitting it, its pores will be found full of quicksilver, which the force of the air, upon being let into the receiver, drove into the wood.

10. Join the two brass hemispherical cups *A* and *B* together, with a wet leather between them, having
Fig. 10.
ing

ing a hole in the middle of it; then screw the end *D* of the pipe *CD* into the plate of the pump at *i*, and turn the cock *E*, so as the pipe may be open all the way into the cavity of the hemispheres: then exhaust the air out of them, and turn the cock a quarter round, which will shut the pipe *CD*, and keep out the air. This done, unscrew the pipe at *D* from the pump; and screw the piece *Fb* upon it at *D*; and let two strong men try to pull the hemispheres asunder by the rings *g* and *h*, which they will find hard to do: for if the diameter of the hemispheres be four inches, they will be pressed together by the external air with a force equal to 190 pounds. And to shew that it is the pressure of the air that keeps them together, hang them by either of the rings upon the hook *P* of the wire in the receiver *M* (Fig. 1.) and upon exhausting the air out of the receiver, they will fall asunder of themselves.

11. Place a small receiver *O* (Fig. 1.) near the hole *i* on the pump-plate, and cover both it and the hole with the receiver *M*; and turn the wire so by the top *P*, that its hook may take hold of the little receiver by a ring at its top, allowing that receiver to stand with its own weight on the plate. Then, upon working the pump, the air will come out of both receivers; but the large one *M* will be forcibly held down to the pump by the pressure of the external air; whilst the small one *O*, having no air to press upon it, will continue loose, and may be drawn up and let down at pleasure, by the wire *PP*. But, upon letting it quite down to the plate, and admitting the air into the receiver *M*, by the cock *k*, the air will press so strongly upon the small receiver *O*, as to fix it down to the plate; and at

the same time, by counterbalancing the outward pressure on the large receiver *M*, it will become loose. This experiment evidently shews, that the receivers are held down by pressure, and not by suction, for the internal receiver continued loose whilst the operator was pumping, and the external one was held down; but the former became fast immediately by letting in the air upon it.

12. Screw the end *A* of the brass pipe *ABF* Fig. 11. into the hole of the pump-plate, and turn the cock *e* until the pipe be open; then put a wet leather upon the plate *cd*, which is fixed on the pipe and cover it with the tall receiver *GH*, which is close at top: then exhaust the air out of the receiver, and turn the cock *e* to keep it out; which done, unscrew the pipe from the pump, and set its end *A* into a basin of water, and turn the cock *e* to open the pipe; on which, as there is no air in the receiver, the pressure of the atmosphere on the water in the basin will drive the water forcibly through the pipe, and make it play up in a jet to the top of the receiver.

13. Set the square phial *A* (Fig. 14.) upon the pump-plate, and having covered it with the wire cage *B*, put a close receiver over it, and exhaust the air out of the receiver; in doing of which, the air will also make its way out of the phial through a small hole in its neck under the valve *b*. When the air is exhausted, turn the cock below the plate, to re-admit the air into the receiver; and as it cannot get into the phial again, because of the valve, the phial will be broke into some thousands of pieces by the pressure of the air upon it. Had the phial been of a round form, it would have sustained this pressure

pressure like an arch, without breaking; but as its sides are flat, it cannot.

To shew the elasticity or spring of the air.

14. Tie up a very small quantity of air in a bladder, and put it under a receiver; then exhaust the air out of the receiver; and the small quantity which is confined in the bladder (having nothing to act against it) will expand itself so by the force of its spring, as to fill the bladder as full as it could be blown of common air. But upon letting the air into the receiver again, it will overpower the air in the bladder, and press its sides almost close together.

15. If the bladder so tied up be put into a wooden box, and have 20 or 30 pound weight of lead put upon it in the box, and the box be covered with a close receiver; upon exhausting the air out of the receiver, that air which is confined in the bladder will expand itself so, as to raise up all the lead by the force of its spring.

Fig. 7.

16. Take the glass ball mentioned in the fifth experiment, which was left full of water all but a small bubble of air at top, and having set it with its neck downward into the empty phial *aa*, and covered it with a close receiver, exhaust the air out of the receiver, and the small bubble of air in the top of the ball will expand itself, so as to force all the water out of the ball into the phial.

Fig. 11.

17. Screw the pipe *AB* into the pump-plate, place the tall receiver *GH* upon the plate *cd*, as in the twelfth experiment, and exhaust the air out of the receiver; then, turn the cock *e* to keep out the air, unscrew the pipe from the pump, and screw it into the mouth of the copper vessel

vessel *CC* (Fig. 15.) the vessel having first been about half filled with water. Then open the cock *e* (Fig. 11.) and the spring of the air which is confined in the copper vessel will force the water up through the pipe *AB* in a jet into the exhausted receiver, as strongly as it did by its pressure on the surface of the water in a basin, in the twelfth experiment.

18. If a fowl, a cat, rat, mouse, or bird, be put under a receiver, and the air be exhausted, the animal will be at first oppressed as with a great weight, then grow convulsed, and at last expire in all the agonies of a most bitter and cruel death. But as this experiment is too shocking to every spectator who has the least degree of humanity, we substitute a machine called the *lungs-glass* in place of the animal.

19. If a butterfly be suspended in a receiver, by a fine thread tied to one of its horns, it will fly about in the receiver, as long as the receiver continues full of air; but if the air be exhausted, though the animal will not die, and will continue to flutter its wings, it cannot remove itself from the place where it hangs in the middle of the receiver, until the air be let in again, and then the animal will fly about as before.

20. Pour some quicksilver into the small bottle *A*, and screw the brass collar *c* of the tube *BC* into the brass neck *b* of the bottle, and the lower end of the tube will be immersed into the quicksilver, so that the air above the quicksilver in the bottle will be confined there, because it cannot get out about the joinings, nor can it be drawn out through the quicksilver into the tube. This tube is also open at top, and is to be covered with the receiver *G* and large tube *EF*, which tube is fixed by brass collars to the receiver, and is close
at

Fig. 12.

at the top. This preparation being made; exhaust the air both out of the receiver and its tube; and the air will by the same means be exhausted out of the inner tube *BC*, through its open top at *C*; and as the receiver and tubes are exhausting, the air that is confined in the glass bottle *A* will press so by its spring upon the surface of the quicksilver, as to force it up in the inner tube as high as it was raised in the ninth experiment by the pressure of the atmosphere: which demonstrates that the spring of the air is equivalent to its weight.

Fig. 13.

21. Screw the end *C* of the pipe *CD* into the hole of the pump-plate, and turn all the three cocks *d*, *G*, and *H*, so as to open the communications between all the three pipes *E*, *F*, *DC*, and the hollow trunk *AB*. Then, cover the plates *g* and *b* with wet leathers, which have holes in their middle where the pipes open into the plates; and place the close receiver *I* upon the plate *g*: this done, shut the pipe *F* by turning the cock *H*, and exhaust the air out of the receiver *I*. Then, turn the cock *d* to shut out the air, unscrew the machine from the pump, and having screwed it to the wooden foot *L*, put the receiver *K* upon the plate *b*; this receiver will continue loose on the plate as long as it keeps full of air; which it will do until the cock *H* be turned to open the communication between the pipes *F* and *E*, through the trunk *AB*; and then the air in the receiver *K*, having nothing to act against its spring, will run from *K* into *I*, until it be so divided between these receivers, as to be of equal density in both; and then they will be held down with equal forces to their plates by the pressure of the atmosphere; though each receiver will then be kept down but with one half

Unable to display this page

taken off from the beer in the glass, the air therein will expand itself, and rise up in innumerable bubbles to the surface of the beer; and from thence it will be taken away with the other air in the receiver. When the receiver is nearly exhausted, the air in the beer, which could not disentangle itself quick enough to get off with the rest, will now expand itself so, as to cause the beer to have all the appearance of boiling; and the greatest part of it will go over the glass.

25. Put some warm water in a glass, and put a bit of dry wainscot or other wood into the water. Then, cover the glass with a close receiver, and exhaust the air; upon which, the air in the wood having liberty to expand itself, will come out plentifully, and make all the water to bubble about the wood, especially about the ends, because the pores lie lengthwise. A cubic inch of dry wainscot has so much air in it, that it will continue bubbling for near half an hour together.

Miscellaneous Experiments.

26. Screw the syringe *H* (Fig. 8.) to a piece of lead that weighs one pound at least; and, holding the lead in one hand, pull up the piston in the syringe with the other; then, quitting hold of the lead, the air will push it upward, and drive back the syringe upon the piston. The reason of this is, that the drawing up of the piston makes a vacuum in the syringe, and the air, which presses every way equally, having nothing to resist its pressure upward, the lead is thereby pressed upward, contrary to its natural tendency by gravity. If the syringe, so loaded, be

be hung in a receiver, and the air be exhausted, the syringe and lead will descend upon the piston-rod by their natural gravity; and, upon admitting the air into the receiver, they will be drove upward again, until the piston be at the very bottom of the syringe.

27. Let a large piece of cork be suspended by a thread at one end of a balance, and counterpoised by a leaden weight, suspended in the same manner, at the other. Let this balance be hung to the inside of the top of a large receiver; which being set on the pump, and the air exhausted, the cork will preponderate, and shew itself to be heavier than the lead; but upon letting in the air again, the equilibrium will be restored. The reason of this is, that since the air is a fluid, and all bodies lose as much of their absolute weight in it, as is equal to the weight of their bulk of the fluid, the cork being the larger body, loses more of its real weight than the lead does; and therefore must in fact be heavier, to balance it under the disadvantage of losing some of its weight: which disadvantage being taken off by removing the air, the bodies then gravitate according to their real quantities of matter, and the cork, which balanced the lead in air, shews itself to be heavier when *in vacuo*.

28. Set a lighted candle upon the pump, and cover it with a tall receiver. If the receiver holds a gallon, the candle will burn a minute; and then, after having gradually decayed from the first instant, it will go out: which shews, that a constant supply of fresh air is necessary to feed flame; and so it also is for animal life. For a bird kept under a close receiver will soon die, although no air be pumped out; and it is

found that, in the diving-bell, a gallon of air is sufficient only for one minute for a man to breathe in.

The moment when the candle goes out, the smoke will be seen to ascend to the top of the receiver, and there it will form a sort of cloud: but upon exhausting the air, the smoke will fall down to the bottom of the receiver, and leave it as clear at the top as it was before it was set upon the pump. This shews, that smoke does not ascend on account of its being positively light, but because it is lighter than air; and its falling to the bottom when the air was taken away, shews, that it is not destitute of weight. So most sorts of wood ascend or swim in water; and yet there are none who doubt of the wood's having gravity or weight.

29. Set a receiver, which is open at top, upon the air-pump, and cover it with a brass plate, and wet leather; and having exhausted it of air, let the air in again at top through an iron pipe, making it pass through a charcoal flame at the end of the pipe; and when the receiver is full of that air, lift up the cover, and let down a mouse or bird into the receiver, and the burnt air will immediately kill it. If a candle be let down into the air, it will go out directly; but, by letting it down gently, it will purify the air so far as it goes; and so, by letting it down more and more, all the air in the receiver will be purified.

30. Set a bell upon a cushion on the pump-plate, and cover it with a receiver; then shake the pump to make the clapper strike against the bell, and the sound will be very well heard: but, exhaust the receiver of air, and then, if the clapper be made to strike ever so hard against

the

the bell, it will make no sound at all; which shews, that air is absolutely necessary for the propagation of sound.

31. Let a candle be placed on one side of a receiver, and viewed through the receiver at some distance; then, as soon as the air begins to be exhausted, the receiver will be filled with vapours which rise from the wet leather, by the spring of the air in it; and the light of the candle being refracted through that medium of vapours, will have the appearance of circles of various colours, of a faint resemblance to those in the rain-bow.

The air-pump was invented by *Otho Guericke* of *Magdeburg*, but was much improved by *Mr. Boyle*, to whom we are indebted for our greatest part of the knowledge of the wonderful properties of the air, demonstrated in the above experiments.

The elastic air which is contained in many bodies, and is kept in them by the weight of the atmosphere, may be got out of them either by boiling, or by the air-pump, as shewn in the 25th experiment: but the fixed air, which is by much the greater quantity, cannot be got out but by distillation, fermentation, or putrefaction.

If fixed air did not come out of bodies with difficulty, and spend some time in extricating itself from them, it would tear them to pieces. Trees would be rent by the change of air from a fixt, to an elastic state, and animals would be burst in pieces by the explosion of air in their food.

Dr. Hales found by experiment, that the air in apples is so much condensed, that if it were let out into the common air, it would fill a space

48 times as great as the bulk of the apples themselves; so that its pressure outwards was equal to 11776 lb. and, in a cubic inch of oak, to 19860 lb. against its sides. So that if the air was let loose at once in these substances, they would tear every thing to pieces about them with a force superior to that of gunpowder. Hence, in eating apples, it is well that they part with the air by degrees, as they are chewed, and ferment in the stomach, otherwise, an apple would be immediate death to him who eats it.

The mixing of some substances with others, will release the air from them, all of a sudden, which may be attended with very great danger. Of this we have a remarkable instance in an experiment made by Dr. *Slare*; who having put half a dram of oil of carraway-seeds into one glass, and a dram of compound spirit of nitre in another, covered them both on the air-pump with a receiver six inches wide, and eight inches deep, and then exhausted the air, and continued pumping until all that could possibly be got both out of the receiver, and out of the two fluids, was extricated: then, by a particular contrivance from the top of the receiver, he mixed the fluids together; upon which they produced such a prodigious quantity of air, as instantly blew up the receiver, although it was pressed down by the atmosphere with upwards of 400 pound weight.


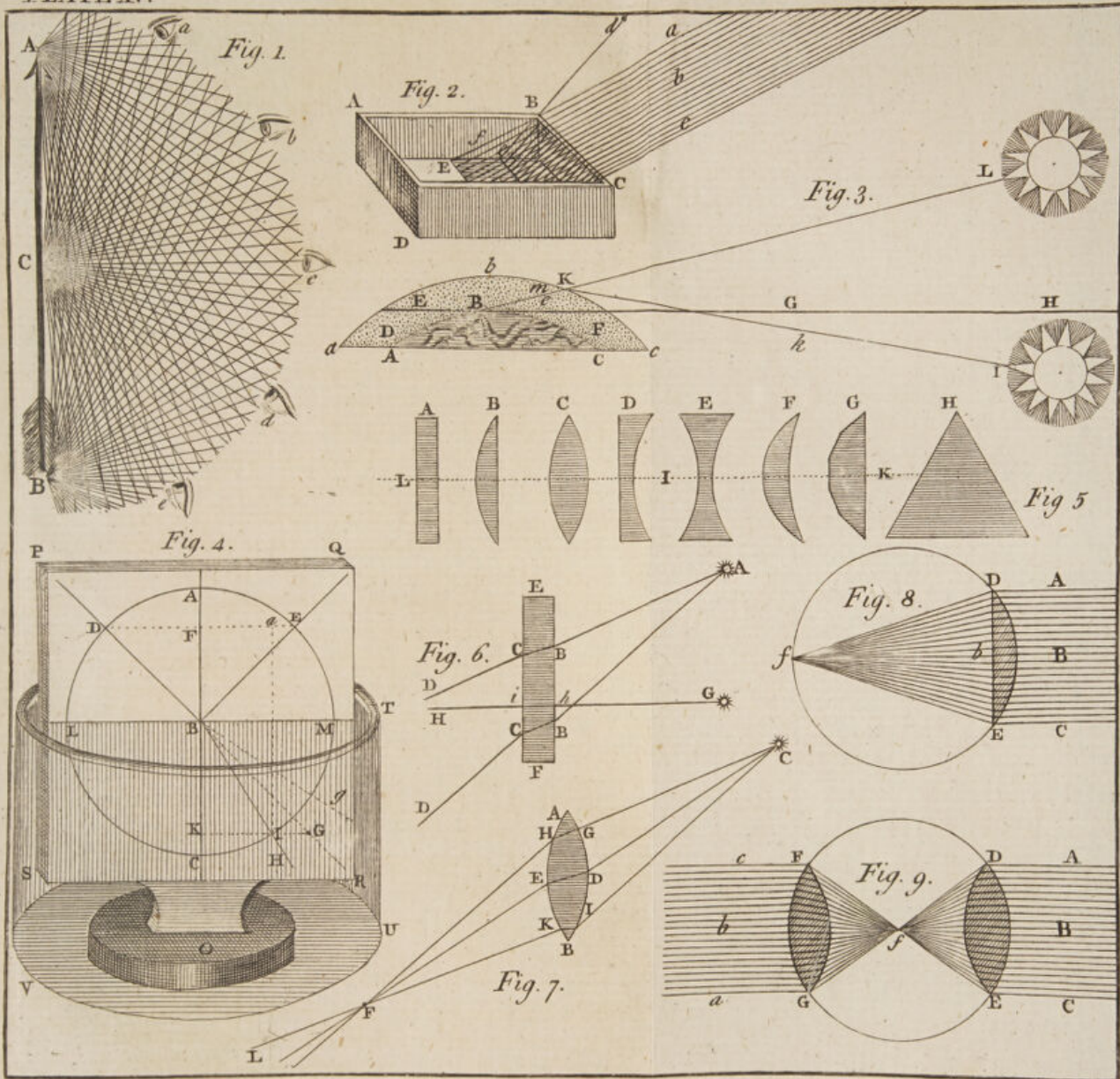


PLATE XV.



J. Ferguson delin.

J. Mynde sc.

LECT. VIII.

Of Optics.

LIGHT consists of an inconceivably great number of particles flowing from a luminous body in all manner of directions; and these particles are so small, as to surpass all human comprehension.

That the number of particles of light is inconceivably great, appears from the light of a candle; which, if there be no obstacle in the way to obstruct the passage of its rays, will fill all the space within two miles of the candle every way, with luminous particles, before it has lost the least sensible part of its substance.

A ray of light is a continued stream of these particles, flowing from any visible body in a straight line: and that the particles themselves are incomprehensibly small, is manifest from the following experiment. Make a small pin-hole in a piece of black paper, and hold the paper upright on a table facing a row of candles standing by one another; then place a sheet of pasteboard at a little distance behind the paper, and some of the rays which flow from all the candles through the hole in the paper, will form as many specks of light on the pasteboard, as there are candles on the table before the plate: each speck being as distinct and clear, as if there was only one speck from one single candle: which shews, that the particles of light are exceedingly small, otherwise they could not pass through the hole from so many different candles without confusion.—Dr. *Niewentyt* has computed, that there flows more than 6,000,000,000,000 times as

The amazing
smallness
of the
particles
of light.

many particles of light from a candle in one second of time, as there are grains of sand in the whole earth, supposing each cubic inch of it to contain 1,000,000.

These particles, by falling directly upon our eyes, excite in our minds the idea of light. And when they fall upon bodies, and are thereby reflected to our eyes, they excite in us the ideas of these bodies. And as every point of a visible body reflects the rays of light in all manner of directions, every point will be visible in every part to which the light is reflected from it.

Plate XV. Thus the object *ACB* is visible to an eye in any
Fig. 1.

part where the rays *Aa, Ab, Ac, Ad, Ae, Ba, Bb, Bc, Bd, Be,* and *Ca, Cb, Cc, Cd, Ce,* come. Here we have shewn the rays as if they were only reflected from the ends *A* and *B*, and from the middle point *C* of the object; every other point being supposed to reflect rays in the same manner. So that wherever a spectator is placed with regard to the body, every point of that part of the surface which is towards him will be visible, when no intervening object stops the passage of the light.

Reflected
light.

Since no object can be seen through the bore of a bended pipe, it is evident that the rays of light move in straight lines, whilst there is nothing to refract or turn them out of their rectilinear course.

Whilst the rays of light continue in any * medium of an uniform density, they are straight; but when they pass obliquely out of one medium into another, which is either more dense or more

* Any thing through which the rays of light can pass, is called a medium; as air, water, glass, diamond, or even a vacuum.

rare,

rare, they are refracted towards the denser medium: and this refraction is more or less, as the rays fall more or less obliquely on the refracting surface which divides the mediums.

To prove this by experiment, set the empty vessel $ABCD$ into any place where the sun shines obliquely, and observe the part where the shadow of the edge BC falls on the bottom of the vessel at E ; then fill the vessel with water, and the shadow will reach no farther than e ; which shews, that the ray aBE , which came straight in the open air, just over the edge of the vessel at B to its bottom at E , is refracted by falling obliquely on the surface of the water at B ; and instead of going on in the rectilinear direction aBE , it is bent downward in the water from B to e ; the whole bend being at the surface of the water: and so of all the other rays abc . Fig. 2.

If a stick be laid over the vessel, and the sun's rays be reflected from a glass perpendicularly into the vessel, the shadow of the stick will fall upon the same part of the bottom, whether the vessel be empty or full; which shews, that the rays of light are not refracted when they fall perpendicularly on the surface of any medium.

The rays of light are as much refracted by passing out of water into air, as by passing out of air into water. Thus, if a ray of light flows from the point e , under water, in the direction eB ; when it comes to the surface of the water at B , it will not go on thence in the rectilinear course Bd , but will be refracted into the line Ba : Therefore,

To an eye at e looking through a plane glass in the bottom of the empty vessel, the point a cannot be seen, because the side Bc of the vessel inter-

interposes; and the point d will just be seen over the edge of the vessel at B . But if the vessel be filled with water, the point a will be seen from e ; and will appear as at d , elevated in the direction of the ray $e B^*$.

The days
are made
longer by
the re-
fraction
of the
sun's rays.

The time of sun-rising or setting, supposing its rays suffered no refraction, is easily found by calculation. But observation proves that the sun rises sooner, and sets later every day than the calculated time; the reason of which is plain, from what was said immediately above. For, though the sun's rays do not come part of the way to us through water, yet they do through the air or atmosphere, which being a grosser medium than the free space between the sun and the top of the atmosphere, the rays, by entering obliquely into the atmosphere, are there refracted, and thence bent down to the earth. And although there are many places of the earth to which the sun is vertical at noon, and consequently his rays can suffer no refraction at that time, because they come perpendicularly through the atmosphere: yet there is no place to which the sun's rays do not fall obliquely on the top of the atmosphere, at his rising and setting; and consequently, no clear day in which the sun will not be visible before he rises in the horizon, and after he sets in it: and the longer or shorter, as the atmosphere is more or less replete with vapours. For, let ABC be part of the earth's surface, DEF the atmosphere that covers it,

Fig. 3.

* Hence a piece of money lying at e , in the bottom of an empty vessel, cannot be seen by an eye at a , because the edge of the vessel intervenes; but let the vessel be filled with water, and the ray ea being then refracted at B , will strike the eye at a , and so render the money visible, which will appear as if it were raised up to f in the line $a B f$.

and

and $E B G H$ the sensible horizon of an observer at B . As every point of the sun's surface sends out rays of light in all manner of directions, some of his rays will constantly fall upon, and enlighten, some half of the atmosphere; and therefore, when the sun is at I , below the horizon H , those rays which go on in the free space $I k K$ preserve a rectilineal course until they fall upon the top of the atmosphere; and those which fall so about K , are refracted at their entrance into the atmosphere, and bent down in the line $K m B$, to the observer's place at B : and therefore, to him, the sun will appear at L , in the direction of the ray $B m K$, above the horizon $B G H$, when he is really below it at I .

The angle contained between a ray of light, and a perpendicular to the refracting surface, is called *the angle of incidence*; and the angle contained between the same perpendicular, and the same ray after refraction, is called *the angle of refraction*. Thus, let $L B M$ be the refracting surface of a medium (suppose water) and $A B C$ a perpendicular to that surface; let $D B$ be a ray of light, going out of air into water at B , and therein refracted in the line $B H$; the angle $A B D$, is the angle of incidence, of which $D F$ is the sine; and the angle $K B H$ is the angle of refraction, whose sine is $K I$. Fig. 4.

When the refracting medium is water, the sine of the angle of incidence is to the sine of the angle of refraction, as 4 to 3; which is confirmed by the following experiment, taken from Doctor SMITH's Optics.

Describe the circle $D A E C$ on a plane square board, and cross it at right angles with the straight lines $A B C$, and $L B M$; then, from the intersection A , with any opening of the compasses,

passes, set off the equal arcs AD and AE , and draw the right line DFE : then, taking Fa , which is three quarters of the length FE , from the point a , draw aI parallel to ABK , and join KI , parallel to BM : so KI will be equal to three quarters of FE or of DF . This done, fix the board upright upon the leaden pedestal O , and stick three pins perpendicularly into the board, at the points D , B , and I : then set the board upright into the vessel TUV , and fill up the vessel with water to the line $LB M$. When the water has settled, look along the line DB , so as you may see the head of the pin B over the head of the pin D ; and the pin I will appear in the same right line produced to G , for its head will be seen just over the head of the pin at B : which shews that the ray IB , coming from the pin at I , is so refracted at B , as to proceed from thence in the line BD to the eye of the observer; the same as it would do from any point G in the right line DBG , if there were no water in the vessel: and also shews that KI , the sine of refraction in water, is to DF , the sine of incidence in air, as 3 to 4*.

Hence, if DBH were a crooked stick put obliquely into the water, it would appear a straight one, as DBG . Therefore, as the line BH appears at BG , so the line BG will appear at Bg ; and consequently, a straight stick DBG put obliquely into water, will seem bent at the surface of the water in B , and crooked, as DBg .

When a ray of light passes out of air into glass, the sine of incidence is to the sine of re-

* This is strictly true of the red rays only, for the other coloured rays are differently refracted; but the difference is so small, that it need not be considered in this place.

fraction,

Unable to display this page

Fig. 7.

A ray of light CD , falling obliquely on the middle of a convex glass, will go forward in the same direction DE , as if it had fallen with the same degree of obliquity on a plane glass; and will go out of the glass in the same direction with which it entered: for it will be equally refracted at the points D and E , as if it had passed through a plane surface. But the rays CG and CI will be so refracted, as to meet again at the point F . Therefore, all the rays which flow from the point C , so as to go through the glass, will meet again at F ; and if they go farther onward, as to L , they cross at F , and go forward on the opposite sides of the middle ray $CDEF$, to what they were in approaching it in the directions HF and KF .


Fig. 8.

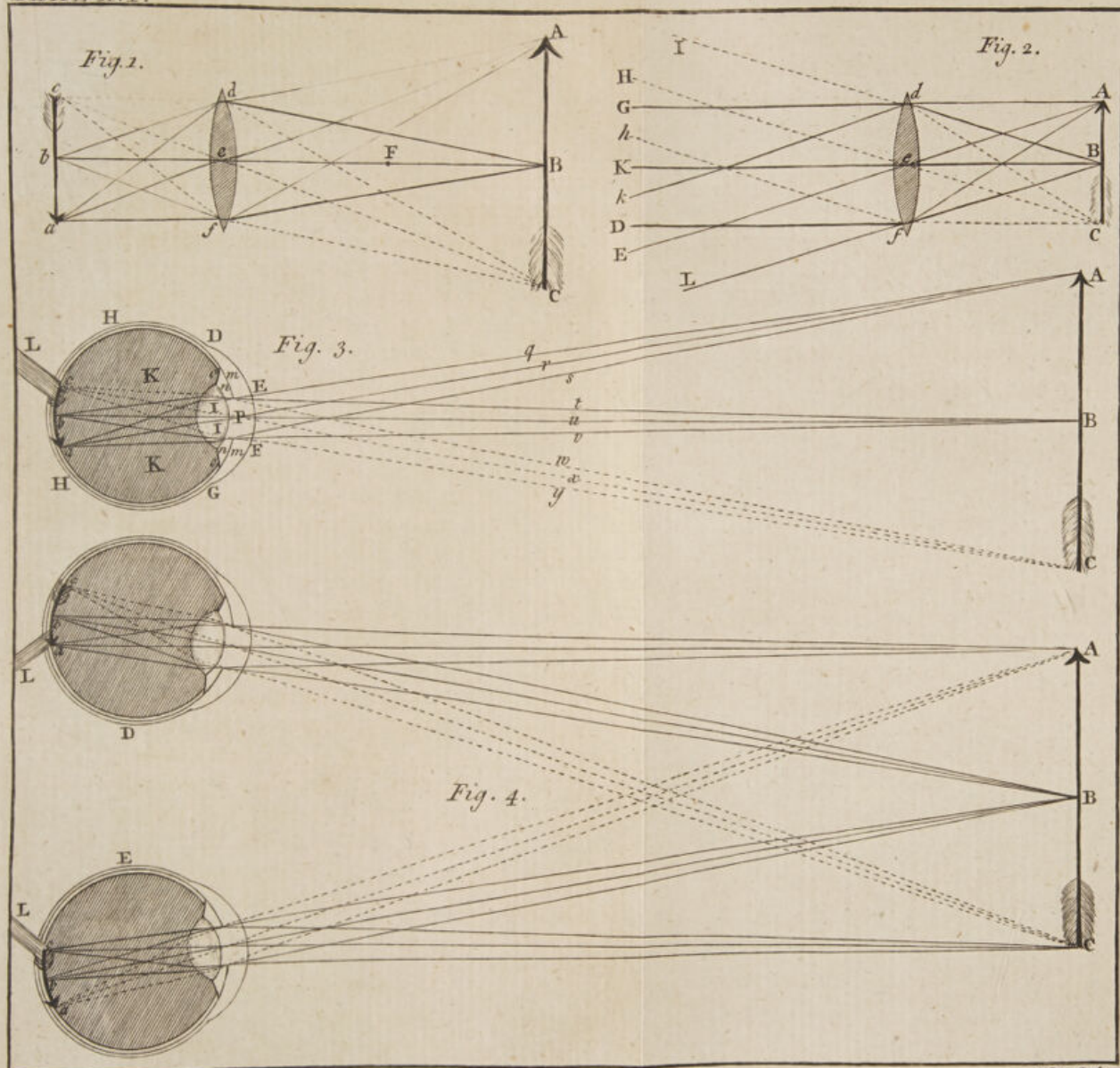
The properties of different lenses.

When parallel rays, as ABC , fall directly upon a plano-convex glass DE , and pass through it, they will be so refracted, as to unite in a point f behind it; and this point is called the *principal focus*; the distance of which, from the middle of the glass, is called the *focal distance*; which is equal to twice the radius of the sphere of the glass's convexity. And,

Fig. 9.

When parallel rays, as ABC , fall directly upon a glass DE , which is equally convex on both sides, and pass through it; they will be so refracted, as to meet in a point or principal focus f , whose distance is equal to the radius or semidiameter of the sphere of the glass's convexity. But if a glass be more convex on one side than on the other, the rule for finding the focal distance is this; as the sum of the semidiameters of both convexities is to the semidiameter of either, so is double the semidiameter of the other to the distance of the focus. Or, divide the





the double product of the radii by their sum, and the quotient will be the distance sought.

Since all those rays of the sun which pass through a convex glass are collected together in its focus, the force of all their heat is collected into that part; and is in proportion to the common heat of the sun, as the area of the glass is to the area of the focus. Hence we see the reason why a convex glass causes the sun's rays to burn after passing through it.

All these rays cross the middle ray in the focus f , and then diverge from it, to the contrary sides, in the same manner FfG , as they converged in the space DfE in coming to it.

If another glass FG , of the same convexity as DE , be placed in the rays at the same distance from the focus, it will refract them so, as that after going out of it, they will be all parallel, as abc ; and go on in the same manner as they came to the first glass DE , through the space ABC ; but on the contrary sides of the middle ray Bfb : for the ray ADf will go on from f in the direction fGa , and the ray CEf in the direction fFc ; and so of the rest.

The rays diverge from any radiant point, as from a principal focus: therefore, if a candle be placed at f , in the focus of the convex glass FG , the diverging rays in the space FfG will be so refracted by the glass, as, that after going out of it, they will become parallel, as shewn in the space cba .

If the candle be placed nearer the glass than its focal distance, the rays will diverge after passing through the glass, more or less, as the candle is more or less distant from the focus.

If the candle be placed farther from the glass than its focal distance, the rays will converge
after

after passing through the glass, and meet in a point which will be more or less distant from the glass, as the candle is nearer to, or farther from its focus; and where the rays meet, they will form an inverted image of the flame of the candle; which may be seen on a paper placed in the meeting of the rays.

PlateXVI. Hence, if any object ABC be placed beyond
Fig. 1. the focus F of the convex glass def , some of the rays which flow from every point of the object, on the side next the glass, will fall upon it, and after passing through it, they will be converged into as many points on the opposite side of the glass, where the image of every point will be formed: and consequently, the image of the whole object, which will be inverted. Thus, the rays Ad , Ae , Af , flowing from the point A , will converge in the space daf , and by meeting at a , will there form the image of the point A . The rays Bd , Be , Bf , flowing from the point B , will be united at b by the refraction of the glass, and will there form the image of the point B . And the rays Cd , Ce , Cf , flowing from the point C , will be united at c , where they will form the image of the point C . And so of all the other intermediate points between A and C . The rays which flow from every particular point of the object, and are united again by the glass, are called *pencils of rays*.

If the object ABC be brought nearer to the glass, the picture abc will be removed to a greater distance. For then, more rays flowing from every single point, will fall more diverging upon the glass; and therefore cannot be so soon collected into the corresponding points behind it. Consequently, if the distance of the object

ABC

ABC be equal to the distance eB of the focus Plate XVI. of the glass, the rays of each pencil will be so Fig. 2. refracted by passing through the glass, that they will go out of it parallel to each other; as dI , eH , fb , from the point C ; dG , eK , fD , from the point B ; and dK , eE , fL , from the point A : and therefore, there will be no picture formed behind the glass.

If the focal distance of the glass, and the distance of the object from the glass, be known, the distance of the picture from the glass may be found by this rule, viz. multiply the distance of the focus by the distance of the object, and divide the product by their difference; the quotient will be the distance of the picture.

The picture will be as much bigger or less Fig. 1. than the object, as its distance from the glass is greater or less than the distance of the object. For, as Be is to eb , so is AC to ca . So that if ABC be the object, cba will be the picture; or, if cba be the object, ABC will be the picture.

Having described how the rays of light, The manner of vision. flowing from objects and passing through convex glasses, are collected into points, and form the images of the objects; it will be easy to understand how the rays are affected by passing through the humours of the eye, and are thereby collected into innumerable points on the bottom of the eye, and thereon form the images of the objects which they flow from. For, the different humours of the eye, and particularly the chrySTALLINE humour, are to be considered as a convex glass; and the rays in passing through them to be affected in the same manner as in passing through a convex glass.

Plate XVI. The eye is nearly globular. It consists of
 Fig. 3. three coats and three humours. The part *D H H G* of the outer coat, is called the *sclerotica*, the rest *D E F G* the *cornea*. Next within this coat is that called the *choroides*, which serves as it were for a lining to the other, and joins with the *iris m n*, *m n*. The *iris* is composed of two sets of muscular fibres; the one of a circular form, which contracts the hole in the middle called the *pupil*, when the light would otherwise be too strong for the eye; and the other of radial fibres, tending every where from the circumference of the iris towards the middle of the pupil; which fibres, by their contraction, dilate and enlarge the pupil when the light is weak, in order to let in the more of its rays. The third coat is only a fine expansion of the optic nerve *L*, which spreads like net-work all over the inside of the choroides, and is therefore called the *retina*; upon which are painted (as it were) the images of all visible objects, by the rays of light which either flow or are reflected from them.

The eye
described.

Under the *cornea* is a fine transparent fluid like water, which is therefore called the *aqueous humour*. It gives a protuberant figure to the cornea, fills the two cavities *m m* and *n n*, which communicate by the pupil *P*, and has the same limpidity, specific gravity, and refractive power as water. At the back of this lies the *chrystalline humour I I*, which is shaped like a double convex glass; and is a little more convex on the back than the fore-part. It converges the rays, which pass through it from every visible object to its focus at the bottom of the eye. This humour is transparent like chrystal, is much of the consistence of hard jelly, and exceeds the
 specific

specific gravity of water in the proportion of 11 to 10. It is inclosed in a fine transparent membrane, from which proceed radial fibres *o o*, called the *ligamentum ciliare*, all around its edge; and join to the circumference of the iris. These fibres have a power of contracting and dilating occasionally, by which means they alter the shape or convexity of the chrystalline humour, and also shift it a little backward or forward in the eye, so as to adapt its focal distance at the bottom of the eye to the different distances of objects; without which provision, we could only see those objects distinctly, that were all at one distance from the eye.

At the back of the chrystalline, lies the *vitreous humour K K*, which is transparent like glass, and is largest of all in quantity, filling the whole orb of the eye, and giving it a globular shape. It is much of a consistence with the white of an egg, and very little exceeds the specific gravity and refractive power of water.

As every point of an object *A B C* sends out rays in all directions, some rays, from every point on the side next the eye, will fall upon the cornea between *E* and *F*; and by passing on through the humours and pupil of the eye, they will be converged to as many points on the retina or bottom of the eye, and will thereon form a distinct inverted picture *c b a* of the object. Thus, the pencil of rays *q r s* that flows from the point *A* of the object, will be converged to the point *a* on the retina; those from the point *B* will be converged to the point *b*; those from the point *C* will be converged to the point *c*; and so of all the intermediate points: by which means the whole image *a b c* is formed, and the object made visible; although it must

be owned, that the method by which this sensation is carried from the eye by the optic nerve to the common sensory in the brain, and there discerned, is above the reach of our comprehension.

But that vision is effected in this manner, may be demonstrated experimentally. Take a bullock's eye whilst it is fresh, and having cut off the three coats from the back part, quite to the vitreous humour, put a piece of white paper over that part, and hold the eye towards any bright object, and you will see an inverted picture of the object upon the paper.

Seeing the image is inverted, many have wondered why the object appears upright. But we are to consider, 1. That *inverted* is only a relative term: and 2. That there is a very great difference between the real object and the means or image by which we perceive it. When all the parts of a distant prospect are painted upon the retina, they are all right with respect to one another, as well as the parts of the prospect itself; and we can only judge of an object's being inverted, when it is turned reverse to its natural position, with respect to other objects which we see and compare it with.—If we lay hold of an upright stick in the dark, we can tell which is the upper or lower part of it, by moving our hand upward or downward; and know very well that we cannot feel the upper end by moving our hand downward. Just so we find by experience, that upon directing our eyes towards a tall object, we cannot see its top by turning our eyes downward, nor its foot by turning our eyes upward; but must trace the object the same way by the eye to see it from head to foot, as we do by the hand to feel it; and


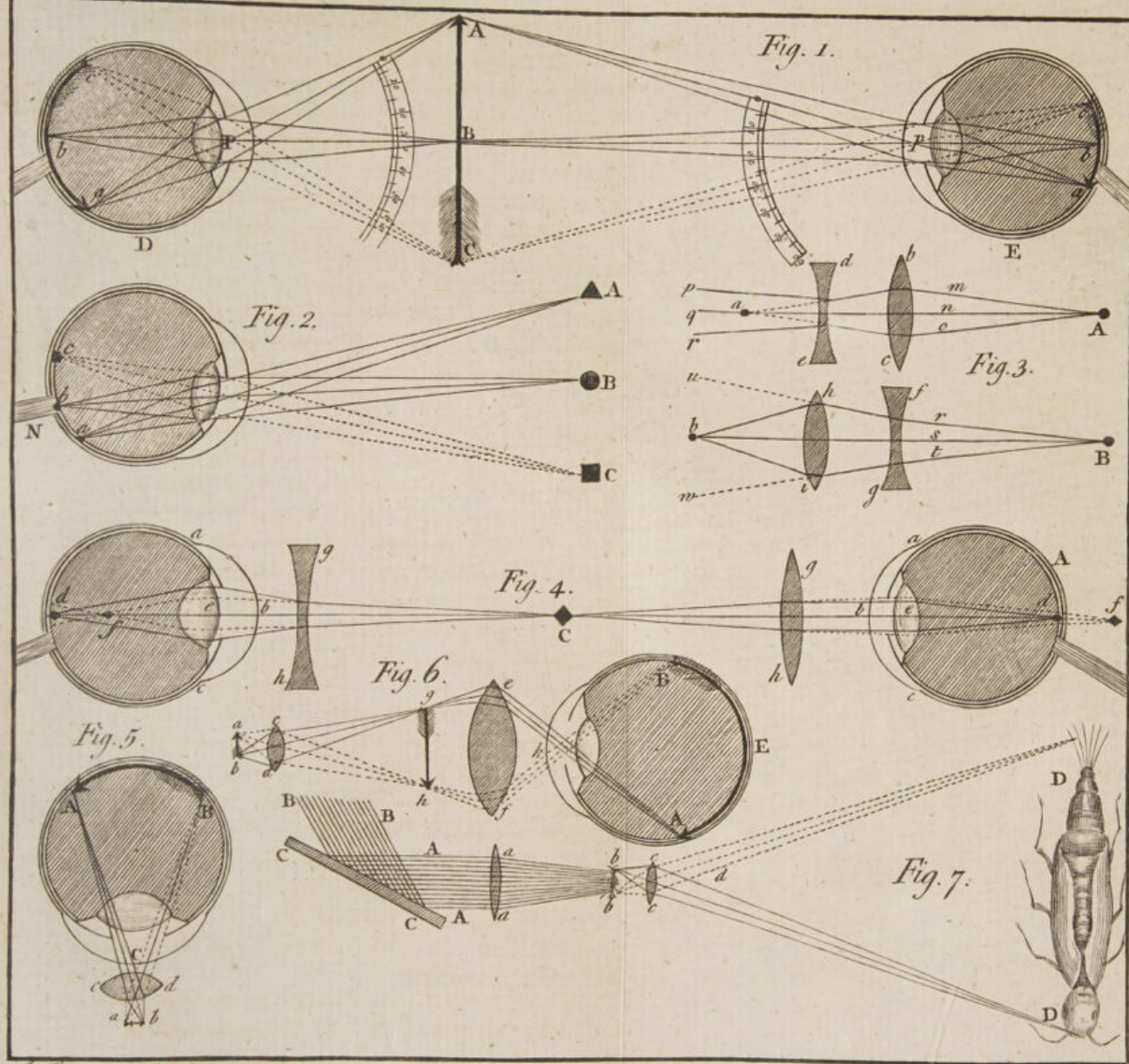


PLATE XVII.



J. Ferguson delin.

J. Mynde sculp.

and as the judgment is informed by the motion of the hand in one case, so it is also by the motion of the eye in the other.

In Fig. 4. is exhibited the manner of seeing the same object ABC , by both the eyes D and E at once. Fig. 4.

When any part of the image $c b a$ falls upon the optic nerve L , the corresponding part of the object becomes invisible. On which account nature has wisely placed the optic nerve of each eye, not in the middle of the bottom of the eye, but towards the side next the nose; so that whatever part of the image falls upon the optic nerve of one eye, may not fall upon the optic nerve of the other. Thus the point a of the image $c b a$ falls upon the optic nerve of the eye D , but not of the eye E ; and the point e falls upon the optic nerve of the eye E , but not of the eye D : and therefore to both eyes taken together, the whole object ABC is visible.

The nearer that any object is to the eye, the larger is the angle under which it is seen, and the magnitude under which it appears. Thus to the eye D , the object ABC is seen under the angle APC ; and its image $c b a$ is very large upon the retina: but to the eye E , at a double distance, the same object is seen under the angle ApC , which is equal only to half the angle APC , as is evident by the figure. The image $c b a$ is likewise twice as large in the eye D . as the other image $c b a$ is in the eye E . In both these representations, a part of the image falls on the optic nerve, and the object in the corresponding part is invisible. Plate XVII. Fig. 1.

As the sense of seeing is allowed to be occasioned by the impulse of the rays from the visible object upon the retina of the eye, and forming

the image of the object thereon, and that the retina is only the expansion of the optic nerve all over the choroides; it should seem surprising, that the part of the image which falls on the optic nerve should render the like part of the object invisible; especially as that nerve is allowed to be the instrument by which the impulse and image are conveyed to the common sensory in the brain. But this difficulty vanishes, when we consider that there is an artery within the trunk of the optic nerve, which entirely obscures the image in that part, and conveys no sensation to the brain.

Fig. 2.

That the part of the image which falls upon the middle of the optic nerve is lost, and consequently the corresponding part of the object is rendered invisible, is plain by experiment. For, if a person fixes three patches, *A*, *B*, *C*, upon a white wall, at the height of the eye, and the distance of about a foot from each other, and places himself before them shutting the right eye, and directing the left towards the patch *C*, he will see the patches *A* and *C*, but the middle patch *B* will disappear. Or, if he shuts his left eye, and directs the right towards *A*, he will see both *A* and *C*, but *B* will disappear; and if he directs his eye towards *B*, he will see both *B* and *A*, but not *C*. For whatever patch is directly opposite to the optic nerve *N*, vanishes. This requires a little practice, after which he will find it easy to direct his eye, so as to lose the sight of whichever patch he pleases.

We are not commonly sensible of this disappearance, because the motions of the eye are so quick and instantaneous, that we no sooner lose the sight of any part of an object, than we recover it again; much the same as in the twinkling of our eyes, for at each twinkling we are

are blinded; but it is so soon over, that we are scarce ever sensible of it.

Some eyes require the assistance of convex glasses to make them see objects distinctly, and others of concave. If either the cornea *abc* or chrystalline humour *e*, or both of them, be too flat, as in the eye *A*, their focus will not be on the retina, as at *d*, where it ought to be, in order to render vision distinct; but beyond the eye, as at *f*. Consequently those rays which flow from the object *C*, and pass through the humours of the eye, are not converged enough to unite at *d*; and therefore the observer can have but a very indistinct view of the object. This is remedied by placing a convex glass *gb* before the eye, which makes the rays converge sooner, and imprints the image duly on the retina at *d*.

Fig. 4.
Why
some eyes
require
spectacles.

If either the cornea, or chrystalline humour, or both of them, be too convex, as in the eye *f*, the rays that enter in from the object *C*, will be converged to a focus in the vitreous humour, as at *f*; and by diverging from thence to the retina, will form a very confused image thereon: and so, of course, the observer will have as confused a view of the object, as if his eye had been too flat. This inconvenience is remedied by placing a concave glass *gb* before the eye; which glass, by causing the rays to diverge between it and the eye, lengthens the focal distance so, that if the glass be properly chosen, the rays will unite at the retina, and form a distinct picture of the object upon it.

Such eyes as have their humours of a due convexity, cannot see any object distinctly at a less distance than six inches; and there are numberless objects too small to be seen at that

distance, because they cannot appear under any sensible angle. The method of viewing such minute objects is by a *microscope*, of which there are three sorts viz. the *single*, the *double*, and the *solar*.

Fig. 5. The *single microscope*. The *single microscope* is only a small convex glass, as cd , having the object ab placed in its focus, and the eye at the same distance on the other side; so that the rays of each pencil, flowing from every point of the object on the side next the glass, may go on parallel in the space between the eye and the glass; and then, by entering the eye at C , they will be converged to as many different points on the retina, and form a large inverted picture AB upon it, as in the figure.

To find how much this glass magnifies, divide the least distance (which is about six inches) at which an object can be seen distinctly with the bare eye, by the focal distance of the glass; and the quotient will shew how much the glass magnifies the diameter of the object.

Fig. 6. The *double microscope*. The *double or compound microscope*, consists of an object-glass cd , and an eye-glass ef . The small object ab is placed at a little greater distance from the glass cd than its principal focus, so that the pencils of rays flowing from the different points of the object, and passing through the glass, may be made to converge and unite in as many points between g and b , where the image of the object will be formed: which image is viewed by the eye through the eye-glass ef . For the eye-glass being so placed, that the image gb may be in its focus, and the eye much about the same distance on the other side, the rays of each pencil will be parallel, after going out of the eye-glass, as at e and f ,
till

till they come to the eye at k , where they will begin to converge by the refractive power of the humours; and after having crossed each other in the pupil, and passed through the chryftalline and vitreous humours they will be collected into points on the retina, and form the large inverted image AB thereon.

The magnifying power of this microscope is as follows. Suppose the image $g b$ to be six times the distance of the object $a b$ from the object-glass $c d$; then will the image be six times the length of the object: but since the image could not be seen distinctly by the bare eye at a less distance than six inches, if it be viewed by an eye-glass $e f$, of one inch focus, it will thereby be brought six times nearer the eye; and consequently viewed under an angle six times as large as before; so that it will be again magnified six times; that is, six times by the object-glass, and six times by the eye-glass, which multiplied into one another, makes 36 times; and so much is the object magnified in diameter more than what it appears to the bare eye; and consequently 36 times 36, or 1296 times in surface.

But, because the extent or field of view is very small in this microscope, there are generally two eye-glasses placed sometimes close together, and sometimes an inch asunder; by which means, although the object appears less magnified, yet the visible area is much enlarged by the interposition of a second eye-glass; and consequently a much pleasanter view is obtained.

The *solar microscope*, invented by Dr. *Lie* Fig. 7.
berkhun, is constructed in the following manner. The *solar*
Having procured a very dark room, let a round *microscope*.
hole be made in the window-shutter, about three
inches

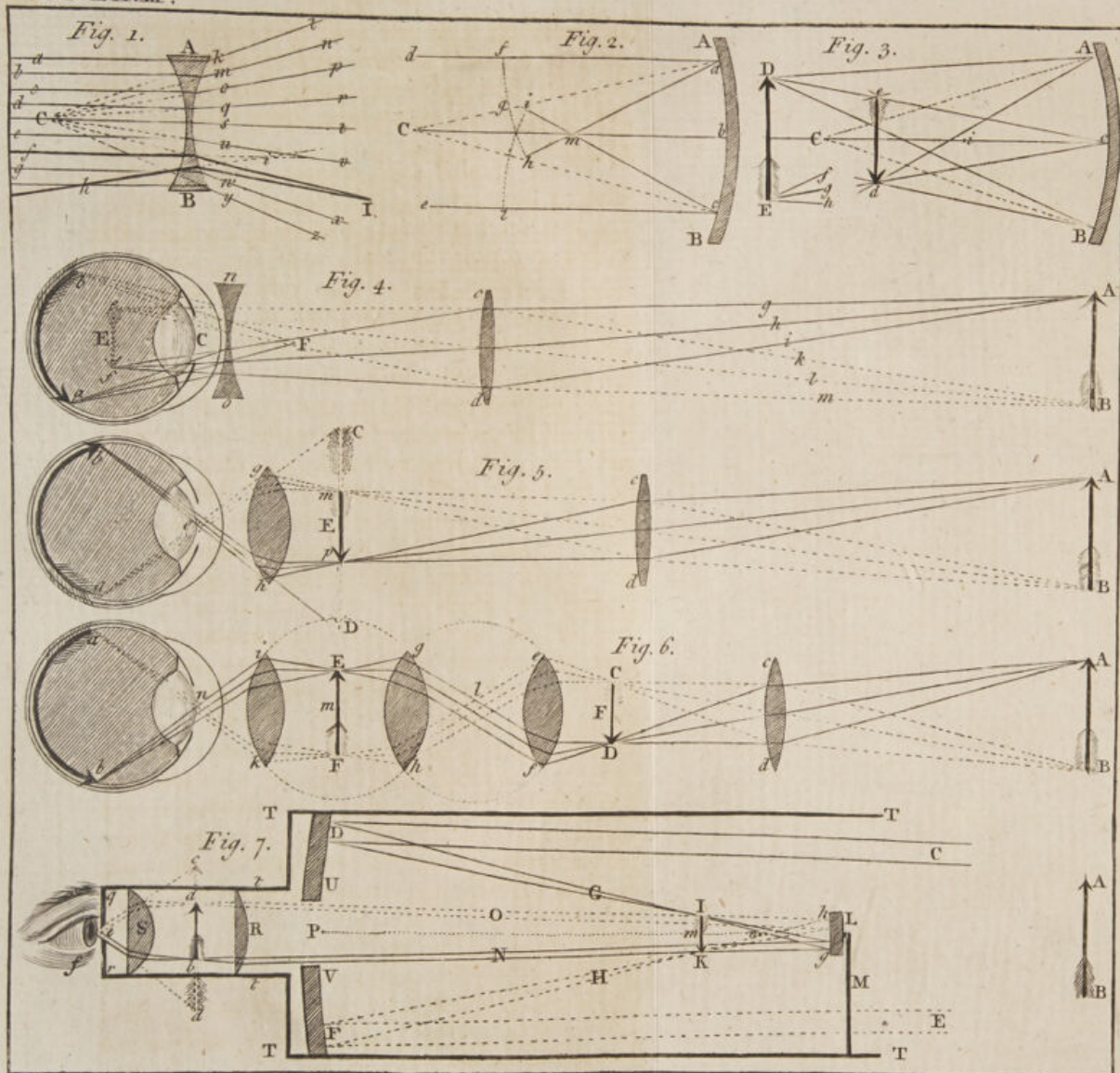
inches diameter, through which the sun may cast a cylinder of rays *AA* into the room. In this hole, place the end of a tube, containing two convex glasses and an object, viz. 1. A convex glass *a a*, of about two inches diameter, and three inches focal distance, is to be placed in that end of the tube which is put into the hole. 2. The object *b b*, being put between two glasses (which must be concave to hold it at liberty) is placed about two inches and a half from the glass *a a*. 3. A little more than a quarter of an inch from the object is placed the small convex glass *c c*, whose focal distance is a quarter of an inch.

The tube may be so placed, when the sun is low, that his rays *AA* may enter directly into it: but when he is high, his rays *BB* must be reflected into the tube by the plane mirror or looking-glass *CC*.

Things being thus prepared, the rays that enter the tube will be conveyed by the glass *a a* towards the object *b b*, by which means it will be strongly illuminated; and the rays *d* which flow from it, through the magnifying glass *c c*, will make a large inverted picture of the object at *DD*, which, being received on a white paper, will represent the object magnified in length, in proportion of the distance of the picture from the glass *c c*, to the distance of the object from the same glass. Thus, suppose the distance of the object from the glass to be $\frac{3}{16}$ parts of an inch, and the distance of the distinct picture to be 12 feet or 144 inches, in which there are 1440 tenths of an inch; and this number divided by 3 tenths, gives 480; which is the number of times the picture is longer or broader than the object; and the length multiplied by the breadth, shews how much the whole surface is magnified.

Before

PLATE XVIII.



J. Ferguson delin.

J. Mynde sc.

Before we enter upon the description of tele-*Telescopes.* scopes, it will be proper to shew how the rays of light are affected by passing through concave glasses, and also by falling upon concave mirrors.

When parallel rays, as *a b c d e f g h*, pass ^{Plate} directly through a glass *AB*, which is equally ^{XVIII.} concave on both sides, they will diverge after ^{Fig. 1.} passing through the glass, as if they had come from a radiant point *C*, in the center of the glass's concavity; which point is called the negative or virtual focus of the glass. Thus the ray *a*, after passing through the glass *AB*, will go on in the direction *k l*, as if it had proceeded from the point *C*, and no glass been in the way. The ray *b* will go on in the direction *m n*; the ray *c* in the direction *o p*, &c.—The ray *C*, that falls directly upon the middle of the glass, suffers no refraction in passing through it; but goes on in the same rectilineal direction, as if no glass had been in its way.

If the glass had been concave only on one side, and the other side quite plane, the rays would have diverged, after passing through it, as if they had come from a radiant point at double the distance of *C* from the glass; that is, as if the radiant had been at the distance of a whole diameter of the glass's concavity.

If rays come more converging to such a glass, than parallel rays diverge after passing through it, they will continue to converge after passing through it; but will not meet so soon as if no glass had been in the way; and will incline towards the same side to which they would have diverged, if they had come parallel to the glass. Thus the rays *f* and *h*, going in a converging state towards the edge of the glass at *B*, and
con-

converging more in their way to it than the parallel rays diverge after passing through it, they will go on converging after they pass through it, though in a less degree than they did before, and will meet at I : but if no glass had been in their way, they would have met at i .

Fig. 2.

When the parallel rays, as $d f a$, $C m b$, $e l c$, fall upon a concave mirror $A B$ (which is not transparent, but has only the surface $A b B$ of a clear polish) they will be reflected back from that mirror, and meet in a point m , at half the distance of the surface of the mirror from C , the center of its concavity: for they will be reflected at as great an angle from the perpendicular to the surface of the mirror, as they fell upon it, with regard to that perpendicular; but on the other side thereof. Thus, let C be the center of concavity of the mirror $A b B$, and let the parallel rays $d f a$, $C m b$, and $e l c$, fall upon it at the points a , b , and c . Draw the lines $C i a$, $C m b$, and $C b c$, from the center C to these points; and all these lines will be perpendicular to the surface of the mirror, because they proceed thereto like so many *radii* or spokes from its center. Make the angle $C a b$ equal to the angle $d a C$, and draw the line $a m b$, which will be the direction of the ray $d f a$, after it is reflected from the point a of the mirror: so that the angle of incidence $d a C$, is equal to the angle of reflection $C a b$; the rays making equal angles with the perpendicular $C i a$ on its opposite sides.

Draw also the perpendicular $C b c$ to the point c , where the ray $e l c$ touches the mirror; and, having made the angle $C c i$, equal to the angle $C c e$, draw the line $c m i$, which will be the course

course of the ray elc , after it is reflected from the mirror.

The ray Cmb passes through the center of concavity of the mirror, and falls upon it at b , the perpendicular to it; and is therefore reflected back from it in the same line $b m C$.

All these reflected rays meet in the point m ; and in that point the image of the body which emits the parallel rays da , Cb , and ec , will be formed: which point is distant from the mirror equal to half the radius $b m C$ of its concavity.

The rays which proceed from any celestial object may be esteemed parallel at the earth; and therefore, the images of that object will be formed at m , when the reflecting surface of the concave mirror is turned directly towards the object. Hence, the focus m of parallel rays is not in the center of the mirror's concavity, but half way between the mirror and that center.

The rays which proceed from any remote terrestrial object, are nearly parallel at the mirror; not strictly so, but come diverging to it, in separate pencils, or, as it were, bundles of rays, from each point of the side of the object next the mirror: and therefore they will not be converged to a point, at the distance of half the radius of the mirror's concavity from its reflecting surface; but into separate points at a little greater distance from the mirror. And the nearer the object is to the mirror, the farther these points will be from it; and an inverted image of the object will be formed in them, which will seem to hang pendent in the air; and will be seen by an eye placed beyond it (with regard to the mirror) in all respects like

like the object, and as distinct as the object itself.

Fig. 3.

Let $A c B$ be the reflecting surface of a mirror, whose center of concavity is at C ; and let the upright object $D E$ be placed beyond the center C , and send out a conical pencil of diverging rays from its upper extremity D , to every point of the concave surface of the mirror $A c B$. But to avoid confusion, we only draw three rays of that pencil, as $D A$, $D c$, $D B$.

From the center of concavity C , draw the three right lines $C A$, $C c$, $C B$, touching the mirror in the same points where the foresaid rays touch it; and all these lines will be perpendicular to the surface of the mirror. Make the angle $C A d$ equal to the angle $D A C$, and draw the right line $A d$ for the course of the reflected ray $D A$: make the angle $C c d$ equal to the angle $D c C$, and draw the right line $c d$ for the course of the reflected ray $D c$: make also the angle $C B d$ equal to the angle $D B C$, and draw the right line $B d$ for the course of the reflected ray $D B$. All these reflected rays will meet in the point d , where they will form the extremity d of the inverted image $e d$, similar to the extremity D of the upright object $D E$.

If the pencils of rays $E f$, $E g$, $E b$ be also continued to the mirror, and their angles of reflection from it be made equal to their angles of incidence upon it, as in the former pencil from D , they will all meet at the point e by reflection, and form the extremity e of the image $e d$, similar to the extremity E of the object $D E$.

And as each intermediate point of the object, between D and E , sends out a pencil of rays in like manner to every part of the mirror, the

rays of each pencil will be reflected back from it, and meet in all the intermediate points between the extremities *e* and *d* of the image; and so the whole image will be formed, not at *i*, half the distance of the mirror from its center of concavity *C*; but at a greater distance, between *i* and the object *D E*; and the image will be inverted with respect to the object.

This being well understood, the reader will easily see how the image is formed by the large concave mirror of the reflecting telescope, when he comes to the description of that instrument.

When the object is more remote from the mirror than its center of concavity *C*, the image will be less than the object, and between the object and mirror: when the object is nearer than the center of concavity, the image will be more remote and bigger than the object: thus, if *D E* be the object, *e d* will be its image; for, as the object recedes from the mirror, the image approaches nearer to it; and as the object approaches nearer to the mirror, the image recedes farther from it; on account of the lesser or greater divergency of the pencils of rays which proceed from the object; for, the less they diverge, the sooner they are converged to points by reflection; and the more they diverge, the farther they must be reflected before they meet.

If the radius of the mirror's concavity and the distance of the object from it be known, the distance of the image from the mirror is found by this rule: divide the product of the distance and radius by double the distance made less by the radius, and the quotient is the distance required.

If

If the object be in the center of the mirrour's concavity, the image and object will be coincident, and equal in bulk.

If a man places himself directly before a large concave mirrour, but farther from it than its center of concavity, he will see an inverted image of himself in the air, between him and the mirrour, of a less size than himself. And if he holds out his hand towards the mirrour, the hand of the image will come out towards his hand, and coincide with it, of an equal bulk, when his hand is in the center of concavity; and he will imagine he may shake hands with his image. If he reaches his hand farther, the hand of the image will pass by his hand, and come between his hand and his body: and if he moves his hand towards either side, the hand of the image will move towards the other; so that whatever way the object moves, the image will move the contrary.

All the while a by-stander will see nothing of the image, because none of the reflected rays that form it enter his eyes.

If a fire be made in a large room, and a smooth mahogany table be placed at a good distance near the wall, before a large concave mirrour, so placed, that the light of the fire may be reflected from the mirrour to its focus upon the table; if a person stands by the table, he will see nothing upon it but a longish beam of light: but if he stands at a distance towards the fire, not directly between the fire and mirrour, he will see an image of the fire upon the table, large and erect. And if another person, who knows nothing of this matter beforehand, should chance to come into the room, and should look from the fire towards the table,

he would be startled at the appearance; for the Plate
table would seem to be on fire, and by being XVIII.
near the wainscot to endanger the whole house.
In this experiment, there should be no light
in the room but what proceeds from the fire;
and the mirror ought to be at least fifteen
inches in diameter.

If the fire be darkened by a screen, and a
large candle be placed at the back of the screen;
a person standing by the candle will see the
appearance of a fine large star, or rather planet,
upon the table, as bright as Venus or Jupiter.
And if a small wax taper (whose flame is much
less than the flame of the candle) be placed near
the candle, a satellite to the planet will appear
on the table: and if the taper be moved round
the candle, the satellite will go round the planet.

For these two pleasing experiments, I am in-
debted to the late reverend Dr. LONG, *Lowndes's*
professor of astronomy at Cambridge, who fa-
voured me with the sight of them, and many
more of his curious inventions.

In a *refracting telescope*, the glass which is The re-
nearest the object in viewing it, is called *the refracting*
object-glass; and that which is nearest the eye, *telescope.*
is called *the eye-glass*. The object-glass must
be convex, but the eye-glass may be either
convex or concave: and generally, in looking
through a telescope, the eye is in the focus of
the eye-glass; though that is not very material:
for the distance of the eye, as to distinct vision,
is indifferent, provided the rays of the pencils
fall upon it parallel: only, the nearer the eye
is to the end of the telescope, the larger is the
scope or area of the field of view.

Let cd be a convex-glass fixed in a long tube, Fig. 4.
and have its focus at E . Then, a pencil of rays

Q

gbi ,

gbi , flowing from the upper extremity A of the remote object AB , will be so refracted by passing through the glass, as to converge and meet in the point f ; whilst the pencil of rays klm , flowing from the lower extremity B , of the same object AB , and passing through the glass, will converge and meet in the point e : and the images of the points A and B , will be formed in the points f and e . And as all the intermediate points of the object, between A and B , send out pencils of rays in the same manner, a sufficient number of these pencils will pass through the object-glass cd , and converge to as many intermediate points between e and f ; and so will form the whole inverted image eEf , of the distinct object. But because this image is small, a concave glass no is so placed in the end of the tube next the eye, that its virtual focus may be at F . And as the rays of the pencils pass converging through the concave glass, but converge less after passing through it than before, they go on further, as to b and a , before they meet; and the pencils themselves being made to diverge by passing through the concave glass, they enter the eye, and form the large picture ab upon the retina, whereon it is magnified under the angle bFa .

But this telescope has one inconveniency which renders it unfit for most purposes, which is, that the pencils of rays being made to diverge by passing through the concave glass no , very few of them can enter the pupil of the eye; and therefore the field of view is but very small, as is evident by the figure. For none of the pencils which flow either from the top or bottom of the object AB can enter the pupil of the eye at C , but are all stopt by falling upon the iris
above

above and below the pupil: and therefore, only the middle part of the object can be seen when the telescope lies directly towards it, by means of those rays which proceed from the middle of the object. So that to see the whole of it, the telescope must be moved upwards and downwards, unless the object be very remote; and then it is never seen distinctly.

This inconvenience is remedied by substituting a convex eye-glass, as $g b$, in place of the concave one; and fixing it so in the tube, that its focus may be coincident with the focus of the object-glass $c d$, as at E . For then, the rays of the pencils flowing from the object $A B$, and passing through the object-glass $c d$, will meet in its focus, and form the inverted image $m E p$: and as the image is formed in the focus of the eye-glass $g b$, the rays of each pencil will be parallel, after passing through that glass; but the pencils themselves will cross in its focus, on the other side, as at e : and the pupil of the eye being in this focus, the image will be viewed through the glass, under the angle $g e b$; and being at E , it will appear magnified, so as to fill the whole space $C m e p D$. Fig. 54

But, as this telescope inverts the image with respect to the object, it gives an unpleasant view of terrestrial objects; and is only fit for viewing the heavenly bodies, in which we regard not their position, because their being inverted does not appear, on account of their being round. But whatever way the object seems to move, this telescope must be moved the contrary way, in order to keep sight of it; for, since the object is inverted, its motion will be so too.

The magnifying power of this telescope is, as the focal distance of the object-glass to the focal

focal distance of the eye-glass. Therefore, if the former be divided by the latter, the quotient will express the magnifying power.

When we speak of the magnifying of a telescope or microscope, it is only meant with regard to the diameter, not to the area or solidity of the object. But as the instrument magnifies the vertical diameter, as much as it does the horizontal, it is easy to find how much the whole visible area or surface is magnified: for, if the diameters be multiplied into one another, the product will express the magnification of the whole visible area. Thus, suppose the focal distance of the object-glass be ten times as great as the focal distance of the eye-glass; then, the object will be magnified ten times, both in length and breadth: and 10 multiplied by 10, produces 100; which shews, that the area of the object will appear 100 times as big when seen through such a telescope, as it does to the bare eye.

Hence it appears, that if the focal distance of the eye-glass, were equal to the focal distance of the object-glass, the magnifying power of the telescope would be nothing.

This telescope may be made to magnify in any given degree, provided it be of a sufficient length. For, the greater the focal distance of the object-glass, the less may be the focal distance of the eye-glass; though not directly in proportion. Thus, an object-glass, of 10 feet focal distance, will admit of an eye-glass whose focal distance is little more than $2\frac{1}{2}$ inches; which will magnify near 48 times: but an object-glass, of 100 feet focus, will require an eye-glass somewhat more than 6 inches; and will therefore magnify almost 200 times.

A telescope for viewing terrestrial objects, should be so constructed, as to shew them in their natural posture.

posture. And this is done by one object-glass Fig. 6. $c d$, and three eye-glasses $e f$, $g h$, $i k$, so placed, that the distance between any two, which are nearest to each other, may be equal to the sum of their focal distances; as in the figure, where the focus of the glasses $c d$ and $e f$ meet at F , those of the glasses $e f$ and $g h$, meet at l , and of $g h$ and $i k$, at m ; the eye being at n , in or near the focus of the eye-glass $i k$, on the other side. Then, it is plain, that these pencils of rays, which flow from the object $A B$, and pass through the object-glass $c d$, will meet and form an inverted image $C F D$ in the focus of that glass; and the image being also in the focus of the glass $e f$, the rays of the pencils will become parallel, after passing through that glass, and cross at l , in the focus of the glass $e f$; from whence they pass on to the next glass $g h$, and by going through it they are converged to points in its other focus, where they form an erect image $E m F$, of the object $A B$: and as this image is also in the focus of the eye-glass $i k$, and the eye on the opposite side of the same glass; the image is viewed through the eye-glass in this telescope, in the same manner as through the eye-glass in the former one; only in a contrary position, that is, in the same position with the object.

The three glasses next the eye, have all their focal distances equal: and the magnifying power of this telescope is found the same way as that of the last above; viz. by dividing the focal distance of the object-glass $c d$, by the focal distance of the eye-glass $i k$, or $g h$, or $e f$, since all these three are equal.

When the rays of light are separated by refraction, they become coloured, and if they be united again, they will be a perfect white. But

Why the object appears coloured when seen through a telescope. those rays which pass through a convex glass, near its edges are more unequally refracted than those which are nearer the middle of the glass. And when the rays of any pencil are unequally refracted by the glass, they do not all meet again in one and the same point, but in separate points; which makes the image indistinct, and coloured, about its edges. The remedy is, to have a plate with a small round hole in its middle, fixed in the tube at *m*, parallel to the glasses. For, the wandering rays about the edges of the glasses will be stopt, by the plate, from coming to the eye; and none admitted but those which come through the middle of the glass, or at least at a good distance from its edges, and pass through the hole in the middle of the plate. But this circumscribes the image, and lessens the field of view, which would be much larger if the plate could be dispensed with.

The reflecting telescope.

The great inconvenience attending the management of long telescopes of this kind, has brought them much into disuse ever since the *reflecting telescope* was invented. For one of this sort, six feet in length, magnifies as much as one of the other an hundred. It was invented by Sir *Isaac Newton*, but has received considerable improvements since his time; and is now generally constructed in the following manner, which was first proposed by Dr. *Gregory*.

Fig. 7.

At the bottom of the great tube *TTTT* is placed the large concave mirror *DUVF*, whose principal focus is at *m*; and in its middle is a round hole *P*, opposite to which is placed the small mirror *L*, concave toward the great one; and so fixed to a strong wire *M*, that it may be moved farther from the great mirror, or nearer to it, by means of a long screw on the

out-

Unable to display this page

ing to its focus, where they form the lower extremity K of the inverted image IK , similar to the upper extremity A of the object AB ; and thence passing on to the small mirror L , and falling upon it at b , they are thence reflected in the converging state bo ; and going on through the hole P of the great mirror, they will meet somewhere about q , and form there the upper extremity a of the erect image ad , similar to the upper extremity A of the object AB : but by passing through the convex glass R in their way, they meet and cross sooner, as at a , where that point of the erect image is formed.—The like being understood of all those rays which flow from the intermediate points of the object, between A and B , and enter the tube TT ; all the intermediate points of the image between a and b will be formed: and the rays passing on from the image through the eye-glass S , and through a small hole e in the end of the lesser tube tt , they enter the eye f , which sees the image ad (by means of the eye-glass) under the large angle ced , and magnified in length, under that angle from c to d .

In the best reflecting telescopes, the focus of the small mirror is never coincident with the focus m of the great one, where the first image IK is formed, but a little beyond it (with respect to the eye) as at n : the consequence of which is, that the rays of the pencils will not be parallel after reflection from the small mirror, but converge so as to meet in points about q, e, r ; where they will form a larger upright image than ad , if the glass R was not in their way: and this image might be viewed by means of a single eye-glass properly placed between the image and the eye: but then the field of view would be less,

less, and consequently not so pleasant ; for which reason, the glass *R* is still retained, to enlarge the scope or area of the field.

To find the magnifying power of this telescope, multiply the focal distance of the great mirror by the distance of the small mirror from the image next the eye, and multiply the focal distance of the small mirror by the focal distance of the eye-glass : then, divide the product of the former multiplication by the product of the latter, and the quotient will express the magnifying power.

I shall here set down the dimensions of one of Mr. *Short's* reflecting telescopes, as described in Dr. *Smith's* Optics.

The focal distance of the great mirror 9.6 inches, its breadth 2.3 ; the focal distance of the small mirror 1.5, its breadth 0.6 : the breadth of the hole in the great mirror 0.5 ; the distance between the small mirror and the next eye-glass 14.2 ; the distance between the two eye-glasses 2.4 ; the focal distance of the eye-glass next the metals 3.8 ; and the focal distance of the eye-glass next the eye 1.1.

One great advantage of the reflecting telescope is, that it will admit of an eye-glass of a much shorter focal distance than a refracting telescope will ; and, consequently, it will magnify so much the more : for the rays are not coloured by reflection from a concave mirror, if it be ground to a true figure, as they are by passing through a convex-glass, let it be ground ever so true.

The adjusting screw on the outside of the great tube fits this telescope to all sorts of eyes, by bringing the small mirror either nearer to the eye, or removing it farther : by which means,

means, the rays are made to diverge a little for short-sighted eyes, or to converge for those of a long sight.

The nearer an object is to the telescope, the more its pencils of rays will diverge before they fall upon the great mirror, and therefore they will be the longer of meeting in points after reflection; so that the first image *I K* will be formed at a greater distance from the large mirror, when the object is near the telescope, than when it is very remote. But as this image must be formed farther from the small mirror than its principal focus *n*, this mirror must be always set at a greater distance from the large one, in viewing near objects, than in viewing remote ones. And this is done by turning the screw on the outside of the tube, until the small mirror be so adjusted, that the object (or rather its image) appears perfect.

In looking through any telescope towards an object, we never see the object itself, but only that image of it which is formed next the eye in the telescope. For, if a man holds his finger or a stick between his bare eye and an object, it will hide part (if not the whole) of the object from his view. But if he ties a stick across the mouth of a telescope, before the object-glass, it will hide no part of the imaginary object he saw through the telescope before, unless it covers the whole mouth of the tube: for, all the effect will be, to make the object appear dimmer, because it intercepts part of the rays. Whereas, if he puts only a piece of wire across the inside of the tube, between the eye-glass and his eye, it will hide part of the object which he thinks he sees: which proves that he sees not the real object, but its image. This is also confirmed by means of the
small


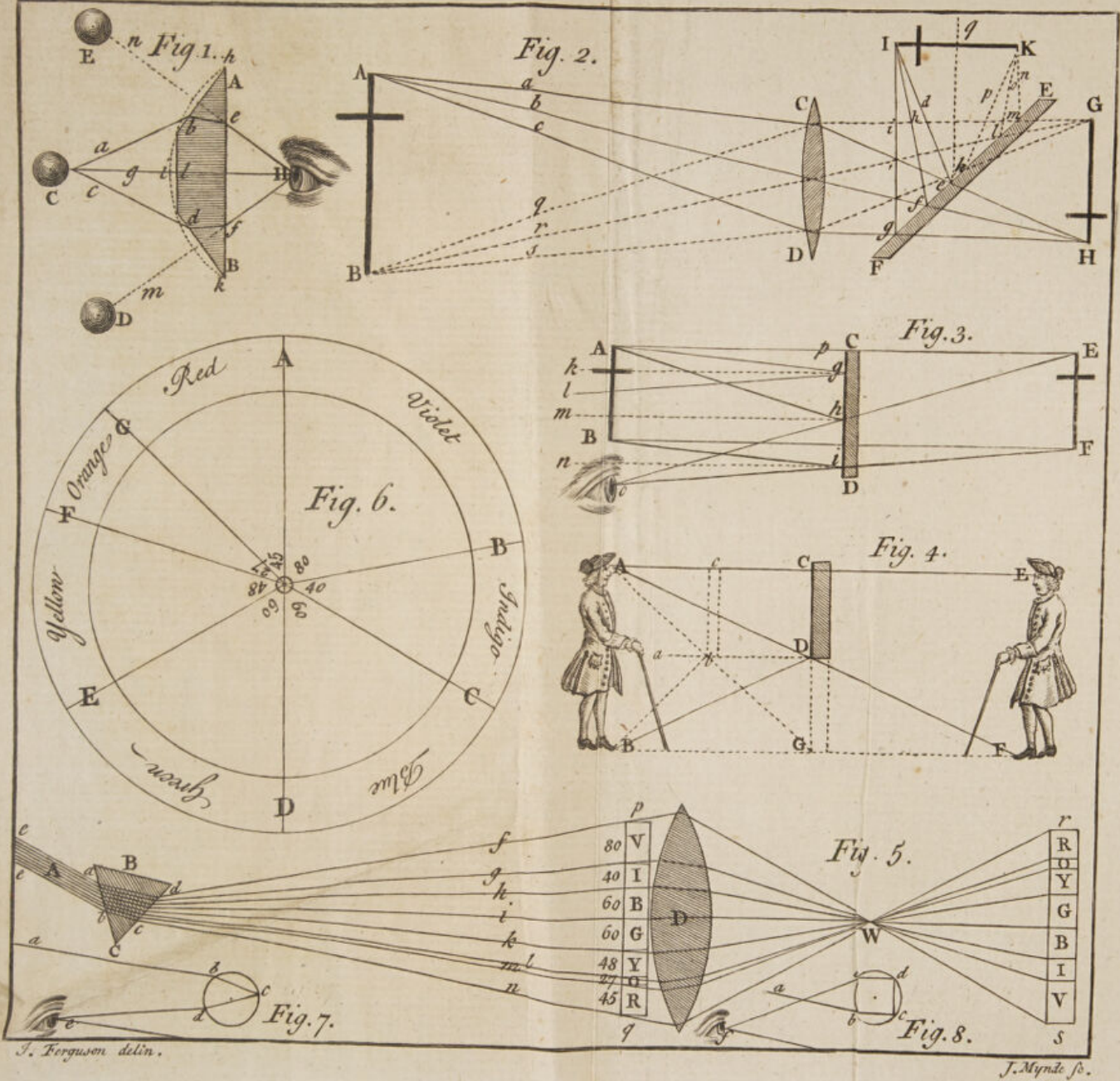


PLATE XIX.



J. Ferguson delin.

J. Mynde sc.

small mirror L , in the reflecting telescope, which is made of opaque metal, and stands directly between the eye and the object towards which the telescope is turned; and will hide the whole object from the eye at e , if the two glasses R and S are taken out of the tube.

The multiplying glass is made by grinding Plate XIX. down the round side bik of a convex glass AB , Fig. 1. into several flat surfaces, as bb , bdd , dk . An ob- The mul-ject C will not appear magnified, when seen tipling through this glass, by the eye at H ; but it will glass. appear multiplied into as many different objects as the glass contains plane surfaces. For, since rays will flow from the object C to all parts of the glass, and each plane surface will refract these rays to the eye, the same object will appear to the eye, in the direction of the rays which enter it through each surface. Thus, a ray giH , falling perpendicularly on the middle surface, will go through the glass to the eye without suffering any refraction; and will therefore shew the object in its true place at C : whilst a ray ab flowing from the same object, and falling obliquely on the plane surface bb , will be refracted in the direction be , by passing through the glass; and upon leaving it, will go on to the eye in the direction eH ; which will cause the same object C to appear also at E , in the direction of the ray He , produced in the right line Hen . And the ray cd , flowing from the object C , and falling obliquely on the plane surface dk , will be refracted (by passing through the glass and leaving it at f) to the eye at H ; which will cause the same object to appear at D , in the direction Hfm .—If the glass be turned round the line gIH , as an axis, the object C will keep its place, because the surface bld is not removed; but all the other

other objects will seem to go round C , because the oblique planes, on which the rays $a b, c d$ fall, will go round by the turning of the glafs.

Fig. 2.
The camera ob-
scura.

The *camera obscura* is made by a convex glafs $C D$, placed in a hole of a window-shutter. Then, if the room be darkened so as no light can enter but what comes through the glafs, the pictures of all the objects (as fields, trees, buildings, men, cattle, &c.) on the outside, will be shewn in an inverted order, on a white paper placed at $G H$ in the focus of the glafs; and will afford a most beautiful and perfect piece of perspective or landscape of whatever is before the glafs; especially if the sun shines upon the objects.

If the convex glafs $C D$ be placed in a tube in the side of a square box, within which is the plane mirrour $E F$, reclining backwards in an angle of 45 degrees from the perpendicular $k q$, the pencils of rays flowing from the outward objects, and passing through the convex glafs to the plane mirrour, will be reflected upwards from it, and meet in points, as I and K (at the same distance that they would have met at H and G , if the mirrour had not been in the way) and will form the aforesaid images on an oiled paper stretched horizontally in the direction $I K$; on which paper, the out-lines of the images may be easily drawn with a black lead pencil; and then copied on a clean sheet, and coloured by art, as the objects themselves are by nature.— In this machine, it is usual to place a plane glafs, unpolished, in the horizontal situation $I K$, which glafs receives the images of the outward objects; and their outlines may be traced upon it by a black-lead pencil.

N. B.

N. B. The tube in which the convex glass CD is fixed, must be made to draw out, or push in, so as to adjust the distance of that glass from the plane mirror, in proportion to the distance of the outward objects; which the operator does, until he sees their images distinctly painted on the horizontal glass at IK .

The forming a horizontal image, as IK , of an upright object AB , depends upon the angles of incidence of the rays upon the plane mirror EF , being equal to their angles of reflection from it. For, if a perpendicular be supposed to be drawn to the surface of the plane mirror at e , where the ray $Aac e$ falls upon it, that ray will be reflected upwards in an equal angle with the other side of the perpendicular, in the line $ed I$. Again, if a perpendicular be drawn to the mirror from the point f , where the ray Abf falls upon it, that ray will be reflected in an equal angle from the other side of the perpendicular, in the line $fb I$. And if a perpendicular be drawn from the point g , where the ray Acg falls upon the mirror, that ray will be reflected in an equal angle from the other side of the perpendicular, in the line $gi I$. So that all the rays of the pencil abc , flowing from the upper extremity of the object AB , and passing through the convex glass CD , to the plane mirror EF , will be reflected from the mirror, and meet at I , where they will form the extremity I of the image IK , similar to the extremity A of the object AB . The like is to be understood of the pencil qrs , flowing from the lower extremity of the object AB , and meeting at K (after reflection from the plane mirror) the rays form the extremity K of the image, similar to the extremity B of the object: and so of all the pencils that flow from the intermediate

intermediate points of the object to the mirror, through the convex glass.

The
opera-
glass.

If a convex glass, of a short focal distance, be placed near the plane mirror, in the end of a short tube, and a convex glass be placed in a hole in the side of the tube, so as the image may be formed between the last-mentioned convex glass, and the plane mirror; the image being viewed through this glass will appear magnified. —In this manner the *opera-glasses* are constructed; with which a gentleman may look at any lady at a distance in the company, and the lady know nothing of it.

The com-
mon look-
ing glass.

The image of any object that is placed before a plane mirror, appears as big to the eye as the object itself; and is erect, distinct, and seemingly as far behind the mirror, as the object is before it: and that part of the mirror, which reflects the image of the object to the eye (the eye being supposed equally distant from the glass with the object) is just half as long and half as broad as the object itself. Let AB be an object placed before the reflecting surface gbi of the plane mirror CD ; and let the eye be at o . Let Ab be a ray of light flowing from the top A of the object, and falling upon the mirror at b : and bm be a perpendicular to the surface of the mirror at b : the ray Ab will be reflected from the mirror to the eye at o , making an angle mbo equal to the angle Abm : then will the top of the image E appear to the eye in the direction of the reflected ray ob produced to E , where the right line ApE , from the top of the object, cuts the right line obE , at E . Let Bi be a ray of light proceeding from the foot of the object at B to the mirror at i ; and ni a perpendicular to the mirror from the point i , where

Fig. 3.

where the ray Bi falls upon it: this ray will be reflected in the line io , making an angle nio , equal to the angle Bin , with that perpendicular, and entering the eye at o : then will the foot F of the image appear in the direction of the reflected ray oi , produced to F , where the right line BF cuts the reflected ray produced to F . All the other rays that flow from the intermediate points of the object AB , and fall upon the mirror between b and i , will be reflected to the eye at o ; and all the intermediate points of the image EF will appear to the eye in the direction-line of these reflected rays produced. But all the rays that flow from the object, and fall upon the mirror above b , will be reflected back above the eye at o ; and all the rays that flow from the object, and fall upon the mirror below i , will be reflected back below the eye at o : so that none of the rays that fall above b , or below i , can be reflected to the eye at o ; and the distance between b and i is equal to half the length of the object AB .

Hence it appears, that if a man sees his whole image in a plane looking-glass, the part of the glass that reflects his image must be just half as long and half as broad as himself, let him stand at any distance from it whatever; and that his image must appear just as far behind the glass as he is before it. Thus, the man AB viewing himself in the plane mirror CD , which is just half as long as himself, sees his whole image as at EF , behind the glass, exactly equal to his own size. For, a ray AC proceeding from his eye at A , and falling perpendicularly upon the surface of the glass at C , is reflected back to his eye in the same line CA ; and the eye of his image will appear at E , in the same line produced

A man
will see
his image
in a plane
looking-
glass, that
is but
half his
height.
Fig. 4.

duced to E , beyond the glass. And a ray $B\bar{D}$, flowing from his foot, and falling obliquely on the glass at D , will be reflected as obliquely on the other side of the perpendicular $a b D$, in the direction $D A$; and the foot of his image will appear at F , in the direction of the reflected ray AD , produced to F , where it is cut by the right line $B G F$, drawn parallel to the right line ACE . Just the same as if the glass were taken away, and a real man stood at F , equal in size to the man standing at B : for to his eye at A , the eye of the other man at E would be seen in the direction of the line ACE ; and the foot of the man at F would be seen by the eye A , in the direction of the line ADF .

If the glass be brought nearer the man AB , as suppose to $c b$, he will see his image as at $C D G$: for the reflected ray $C A$ (being perpendicular to the glass) will shew the eye of the image as at C ; and the incident ray $B b$, being reflected in the line $b A$, will shew the foot of his image as at G ; the angle of reflection $a b A$ being always equal to the angle of incidence $B b a$: and so of all the intermediate rays from A to B . Hence, if the man AB advances towards the glass $C D$, his image will approach towards it; and if he recedes from the glass, his image will also recede from it.

Having already shewn, that the rays of light are refracted when they pass obliquely through different mediums, we come now to prove that some rays are more refrangible than others; and that, as they are differently refracted, they excite in our minds the ideas of different colours. This will account for the colours seen about the edges of the images of those objects which are viewed through some telescopes.

Let the sun shine into a dark room through a small hole, as at ee , in a window-shutter; and place a triangular prism BC in the beam of rays A , in such a manner, that the beam may fall obliquely on one of the sides abc of the prism. The rays will suffer different refractions by passing through the prism, so that instead of going all out of it on the side dc , in one direction, they will go on from it in the different directions represented by the lines f, g, h, i, k, l, m, n ; and falling upon the opposite side of the room, or on white paper placed as at $p q$, to receive them, they will paint upon it a series of most beautiful lively colours (not to be equalled by art) in this order, viz. those rays which are least refracted by the prism, and will therefore go on between the lines n and m , will be of a very bright intense red at n , degenerating from thence gradually into an orange colour, as they are nearer the line m : the next will be of a fine orange colour at m , and from thence degenerate into a yellow colour towards l : at l they will be of a fine yellow, which will incline towards a green, more and more, as they are nearer and nearer k : at k they will be a pure green, but from thence towards i they will incline gradually to a blue: at i they will be a perfect blue, inclining to an indigo colour from thence towards h : at h they will be quite the colour of indigo, which will gradually change towards a violet, the nearer they are to g : and at g they will be of a fine violet colour, which will incline gradually to a red as they come nearer to f , where the coloured image ends.

There is not an equal quantity of rays in each of these colours; for, if the oblong image $p q$ be divided into 360 equal parts, the red space

R

R will

The colours of the light.

R will take up 45 of these parts; the orange *O*, 27; the yellow *Y*, 48; the green *G*, 60; the blue *B*, 60; the indigo *I*, 40; and the violet *V*, 80: all which spaces are as nearly proportioned in the figure as the small space *qp* would admit of.

If all these colours be blended together again, they will make a pure white; as is proved thus. Take away the paper on which the colours *pq* fell, and place a large convex glass *D* in the rays *f, g, h, &c.* which will refract them so, as to make them unite and cross each other at *W*: and if a white paper be placed to receive them, they will excite the idea of a strong lively white. But if the paper be placed farther from the glass, as at *rs*, the different colours will appear again upon it, in an inverted order, occasioned by the rays crossing at *W*.

As white is a composition of all colours, so black is a privation of them all, and, therefore, properly no colour.

Fig. 6. Let two concentric circles be drawn on a smooth round board *ABCDEFGG*, and the outermost of them divided into 360 equal parts or degrees: then, draw seven right lines, as $\odot A$, $\odot B$, &c. from the center to the outermost circle; making the lines $\odot A$ and $\odot B$ include 80 degrees of that circle; the lines $\odot B$ and $\odot C$ 40 degrees; $\odot C$ and $\odot D$ 60; $\odot D$ and $\odot E$ 60; $\odot E$ and $\odot F$ 48; $\odot F$ and $\odot G$ 27; $\odot G$ and $\odot A$ 45. Then, between these two circles, paint the space *AG* red, inclining to orange near *G*; *GF* orange, inclining to yellow near *F*; *FE* yellow, inclining to green near *E*; *ED* green, inclining to blue near *D*; *DC* blue, inclining to indigo near *C*; *CB* indigo, inclining to violet near *B*; and *BA* violet, inclining to a soft red near *A*. This done, paint all that part of the board black which

which lies within the inner circle; and putting All the
 an axis through the center of the board, let it prismatic
 be turned very swiftly round that axis, so as the colours
 rays proceeding from the above colours, may be blended
 all blended and mixt together in coming to together,
 the eye; and then, the whole coloured part will make a
 appear like a white ring, a little greyish; not white.
 perfectly white, because no colours prepared by
 art are perfect.

Any of these colours, except red and violet,
 may be made by mixing together the two con-
 tiguous prismatic colours. Thus, yellow is made
 by mixing together a due proportion of orange
 and green; and green may be made by a mix-
 ture of yellow and blue.

All bodies appear of that colour, whose rays
 they reflect most; as a body appears red when
 it reflects most of the red-making rays, and ab-
 sorbs the rest.

Any two or more colours that are quite trans- Transpa-
 parent by themselves, become opaque when put rent co-
 together. Thus, if water or spirits of wine be lours be-
 tinged red, and put in a phial, every object seen come
 through it will appear red; because it lets only opaque if
 the red rays pass through it, and stops all the put to-
 rest. If water or spirits be tinged blue, and put gether,
 in a phial, all objects seen through it will appear
 blue, because it transmits only the blue rays, and
 stops all the rest. But if these two phials are
 held close together, so as both of them may be
 between the eye and object, the object will no
 more be seen through them than through a plate
 of metal; for whatever rays are transmitted
 through the fluid in the phial next the object,
 are stopped by that in the phial next the eye.
 In this experiment, the phials ought not to be
 round, but square; because nothing but the

light itself can be seen through a round transparent body, at any distance.

As the rays of light suffer different degrees of refraction by passing obliquely through a prism, or through a convex glass, and are thereby separated into all the seven original or primary colours; so they also suffer different degrees of refraction by passing through drops of falling rain; and then, being reflected towards the eye, from the sides of these drops which are farthest from the eye, and again refracted by passing out of these drops into the air, in which refracted directions they come to the eye; they make all the colours to appear in the form of a fine arch in the heavens, which is called the *rain-bow*.

There are always two rain-bows seen together, the interior of which is formed by the rays ab , which falling upon the upper part b , of the drop bcd , are refracted into the line bc as they enter the drop, and are reflected from the back of it at c , in the line cd , and then, by passing out of the drop into air, they are again refracted at d ; and from thence they pass on to the eye at e : so that to form the interior bow, the rays suffer two refractions, as at b and d ; and one reflection, as at c .

The exterior bow is formed by rays which suffer two reflections, and two refractions; which is the occasion of its being less vivid than the interior, and also of its colours being inverted with respect to those of the interior. For, when a ray ab falls upon the lower part of the drop bcd , it is refracted into the direction bc by entering the drop; and passing on to the back of the drop at c , it is thence reflected in the line cd , in which direction it is impossible for it to enter the eye at f : but by being again reflected

flected from the point *d* of the drop, it goes on in the drop to *e*, where it passes out of the drop into the air, and is there refracted downward to the eye, in the direction *ef*.

L E C T. VIII. AND IX.

The description and use of the globes, and armillary sphere.

IF a map of the world be accurately delineated on a spherical ball, the surface thereof will represent the surface of the earth: for the highest hills are so inconsiderable with respect to the bulk of the earth, that they take off no more from its roundness, than grains of sand do from the roundness of a common globe; for the diameter of the earth is 8000 miles in round numbers, and no known hill upon it is three miles in perpendicular height.

That the earth is spherical, or round like a globe, appears, 1. From its casting a round shadow upon the moon, whatever side be turned towards her when she is eclipsed. 2. From its having been sailed round by several persons. 3. From our seeing the farther, the higher we stand. 4. From our seeing the masts of a ship, whilst the hull is hid by the convexity of the water.

The attractive power of the earth draws all terrestrial bodies towards its center; as is evident from the descent of bodies in lines perpendicular to the earth's surface, at the places whereon they fall; even when they are thrown off from the earth on opposite sides, and consequently, in opposite directions. So that the

The terrestrial globe.

Proof of the earth's being globular.

And that it may be peopled on all sides without any one's being in danger of falling away from it.

earth may be compared to a great magnet rolled in filings of steel, which attracts and keeps them equally fast to its surface on all sides. Hence, as all terrestrial bodies are attracted toward the earth's center, they can be in no danger of falling from any side of the earth, more than from any other.

*Up and
down,
what.*

The heaven or sky surrounds the whole earth; and when we speak of *up* or *down*, we mean only with regard to ourselves; for no point, either in the heaven, or on the surface of the earth, is *above* or *below*, but only with respect to ourselves. And let us be upon what part of the earth we will, we stand with our feet towards its center, and our heads toward the sky: and so we say, it is *up* toward the sky, and *down* toward the center of the earth.

*All ob-
jects in
the hea-
ven ap-
pear e-
qually
distant.*

To an observer placed any where in the indefinite space, where there is nothing to limit his view, all remote objects appear equally distant from him; and seem to be placed in a vast concave sphere, of which his eye is the center. Every astronomer can demonstrate, that the moon is much nearer to us than the sun is; that some of the planets are sometimes nearer to us, and sometimes farther from us, than the sun; that others of them never come so near us as the sun always is; that the remotest planet in our system, is beyond comparison nearer to us than any of the fixed stars are; and that it is highly probable some stars are, in a manner, infinitely more distant from us than others. And yet all these celestial objects appear equally distant from us. Therefore, if we imagine a large hollow sphere of glass to have as many bright studs fixed to its inside, as there are stars visible in the heaven, and these studs

*The face
of the
heaven
and earth*

studs to be of different magnitudes, and placed ^{represent-} at the same angular distances from each other ^{ed in a} as the stars are; the sphere will be a true re-^{machine.} presentation of the starry heaven, to an eye supposed to be in its center, and viewing it all around. And if a small globe, with a map of the earth upon it, be placed on an axis in the center of this starry sphere, and the sphere be made to turn round on this axis, it will represent the apparent motion of the heavens round the earth.

If a great circle be so drawn upon this sphere, as to divide it into two equal parts, or hemispheres, and the plane of the circle be perpendicular to the axis of the sphere, this circle will represent the *equinoctial*, which divides the hea-^{The equi-} ven into two equal parts, called the *northern* and ^{noctial.} the *southern hemispheres*; and every point of that circle will be equally distant from the *poles*, or ^{The poles.} ends of the axis in the sphere. That pole which is in the middle of the northern hemisphere, will be called the *north pole of the sphere*, and that which is in the middle of the southern hemisphere, the *south pole*.

If another great circle be drawn upon the sphere, in such a manner as to cut the equinoctial at an angle of $23\frac{1}{2}$ degrees in two opposite points, it will represent the *ecliptic*, or circle of ^{The eclip-} the sun's apparent annual motion: one half of ^{tic.} which is on the north side of the equinoctial, and the other half on the south.

If a large stud be made to move eastward in this ecliptic, in such a manner as to go quite round it, in the time that the sphere is turned round westward 366 times upon its axis; this stud will represent the *sun*, changing his place ^{The sun.} every day a 365th part of the ecliptic; and

going round westward, the same way as the stars do; but with a motion so much slower than the motion of the stars, that they will make 366 revolutions about the axis of the sphere, in the time that the sun makes only 365. During one half of these revolutions, the sun will be on the north side of the equinoctial; during the other half, on the south; and at the end of each half, in the equinoctial.

The earth. If we suppose the terrestrial globe in this machine to be about one inch in diameter, and the diameter of the starry sphere to be about five or six feet, a small insect on the globe would see only a very little portion of its surface; but it would see one half of the starry sphere; the convexity of the globe hiding the other half from its view. If the sphere be turned westward round the globe, and the insect could judge of the appearances which arise from that motion, it would see some stars rising to its view in the eastern side of the sphere, whilst others were setting on the western: but as all the stars are fixed to the sphere, the same stars would always rise in the same points of view on the east side, and set in the same points of view on the west side. With the sun it would be otherwise, because the sun is not fixed to any point of the sphere, but moves slowly along an oblique circle in it. And if the insect should look towards the south, and call that point of the globe, where the equinoctial in the sphere seems to cut it on the left side, the *east point*; and where it cuts the globe on the right side, the *west point*; the little animal would see the sun rise north of the east, and set north of the west, for $182\frac{1}{2}$ revolutions; after which, for as many more, the sun would rise south of the east, and set south of the west.

The apparent motion of the heavens.

Unable to display this page

The plane of the *rational horizon*, is supposed parallel to the plane of the *sensible*; to pass through the center of the earth, and to be continued to the heavens. And although the plane of the *sensible horizon* touches the earth in the place of the observer, yet *this* plane, and *that* of the *rational horizon*, will seem to coincide in the heaven, because the whole earth is but a point compared to the sphere of the heaven.

The earth being a spherical body, the horizon, or limit of our view, must change as we change our place.

Poles.

The *poles of the earth*, are those two points on its surface in which its axis terminates. The one is called the *north pole*, and the other the *south pole*.

The *poles of the heaven*, are those two points in which the earth's axis produced terminates in the heaven: so that the *north pole* of the heaven is directly over the north pole of the earth; and the *south pole* of the heaven is directly over the south pole of the earth.

Equator.

The *equator* is a great circle upon the earth, every part of which is equally distant from either of the poles. It divides the earth into two equal parts, called the *northern* and *southern hemispheres*. If we suppose the plane of this circle to be extended to the heaven, it will mark the *equinoctial* therein, and will divide the heaven into two equal parts, called the *northern* and *southern hemispheres* of the heaven.

Meridian.

The *meridian* of any place is a great circle passing through that place and the poles of the earth. We may imagine as many such meridians as we please, because any place that is
ever

ever so little to the east or west of any other place, has a different meridian from that place; for no one circle can pass through any two such places and the poles of the earth.

The *meridian* of any place is divided by the poles, into two semicircles: that which passes through the place is called the *geographical*, or *upper meridian*; and that which passes through the opposite place, is called the *lower meridian*.

When the rotation of the earth brings the *Noon* and plane of the geographical meridian to the sun, *mid-night*, it is *noon* or *mid-day* to that place; and when our lower meridian comes to the sun, it is *mid-night*.

All places lying under the same geographical meridian, have their noon at the same time, and consequently all the other hours. All those places are said to have the same *longitude*, because no one of them lies either eastward or westward from any of the rest.

If we imagine 24 semicircles, one of which *Hour circles* is the geographical meridian of a given place, *cles*, to meet at the poles, and to divide the equator into 24 equal parts; each of these meridians will come round to the sun in 24 hours, by the earth's equable motion round its axis in that time. And, as the equator contains 360 degrees, there will be 15 degrees contained between any two of these meridians which are nearest to one another: for 24 times 15 is 360. And as the earth's motion is eastward, the sun's apparent motion will be westward, at the rate of 15 degrees each hour. Therefore,

They whose geographical meridian is 15 *Longitude* degrees eastward from us, have noon, and every other hour, an hour sooner than we have. They whose meridian is fifteen degrees westward from
us,

us, have noon, and every other hour, an hour later than we have: and so on in proportion, reckoning one hour for every fifteen degrees.

Ecliptic. As the earth turns round its axis once in 24 hours, and shews itself all round to the sun in that time; so it goes round the sun once a year, in a great circle called the *ecliptic*, which crosses the equinoctial in two opposite points, making an angle of $23\frac{1}{2}$ degrees with the equinoctial on each side. So that one half of the ecliptic is in the northern hemisphere, and the other in the southern. It contains 360 equal parts, called degrees (as all other circles do, whether great or small) and as the earth goes once round it every year, the sun will appear to do the same, changing his place almost a degree, at a mean rate, every 24 hours. So that whatever place, or degree of the ecliptic, the earth is in at any time, the sun will then appear in the opposite. And as one half of the ecliptic is on the north side of the equinoctial, and the other half on the south; the sun, as seen from the earth, will be half a year on the south side of the equinoctial, and half a year on the north: and twice a year in the equinoctial itself.

Signs and degrees. The ecliptic is divided by astronomers into 12 equal parts, called *signs*, each sign into 30 *degrees*, and each degree into 60 *minutes*: but in using the globes, we seldom want the sun's place nearer than half a degree of the truth.

The names and characters of the 12 signs are as follow; beginning at that point of the ecliptic where it crosses the equinoctial to the northward, and reckoning eastward round to the same point again. And the days of the months on which the sun now enters the signs, are set down below them.

Aries,

<i>Aries,</i> ♈	<i>Taurus,</i> ♉	<i>Gemini,</i> ♊	<i>Cancer,</i> ♋
March 20	April 20	May 21	June 21
<i>Leo,</i> ♌	<i>Virgo,</i> ♍	<i>Libra,</i> ♎	<i>Scorpio,</i> ♏
July 23	August 23	September 23	October 23
<i>Sagittarius,</i> ♐	<i>Capricorn,</i> ♑	<i>Aquarius,</i> ♒	<i>Pisces,</i> ♓
November 22	December 21	January 20	February 18

By remembering on what day the sun enters any particular sign, we may easily find his place any day afterward, whilst he is in that sign, by reckoning a degree for each day; which will occasion no error of consequence in using the globes.

When the sun is at the beginning of *Aries*, he is in the equinoctial; and from that time he declines northward every day, until he comes to the beginning of *Cancer*, which is $23\frac{1}{2}$ degrees from the equinoctial: from thence he recedes southward every day, for half a year; in the middle of which half, he crosses the equinoctial at the beginning of *Libra*, and at the end of that half year, he is at his greatest south declination, in the beginning of *Capricorn*, which is also $23\frac{1}{2}$ degrees from the equinoctial. Then, he returns northward from *Capricorn* every day, for half a year; in the middle of which half, he crosses the equinoctial at the beginning of *Aries*; and at the end of it he arrives at *Cancer*.

The

The sun's motion in the ecliptic is not perfectly equable, for he continues eight days longer in the northern half of the ecliptic, than in the southern: so that the summer half year, in the northern hemisphere, is eight days longer than the winter half year; and the contrary in the southern hemisphere.

Tropics.

The *tropics* are lesser circles in the heaven, parallel to the equinoctial; one on each side of it, touching the ecliptic in the points of its greatest declination; so that each tropic is $23\frac{1}{2}$ degrees from the equinoctial, one on the north side of it, and the other on the south. The northern tropic touches the ecliptic at the beginning of *Cancer*, the southern at the beginning of *Capricorn*; for which reason the former is called the *tropic of Cancer*, and the latter the *tropic of Capricorn*.

Polar circles.

The *polar circles* in the heaven, are each $23\frac{1}{2}$ degrees from the poles, all around. That which goes round the north pole, is called the *arctic circle*, from ἀρκτικός, which signifies a *bear*; there being a collection or groupe of stars near the north pole, which goes by that name. The south polar circle, is called the *antarctic circle*, from its being opposite to the arctic.

The ecliptic, tropics, and polar circles, are drawn upon the terrestrial globe, as well as upon the celestial. But the ecliptic, being a great fixed circle in the heavens, cannot properly be said to belong to the terrestrial globe; and is laid down upon it only for the conveniency of solving some problems. So that, if this circle on the terrestrial globe was properly divided into the months and days of the year, it would not only suit the globe better, but would also make the problems thereon much easier.

In

In order to form a true idea of the earth's motion round its axis every 24 hours, which is the cause of day and night; and of its motion in the ecliptic round the sun every year, which is the cause of the different lengths of days and nights, and of the vicissitude of seasons; take the following method, which will be both easy and pleasant.

Let a small terrestrial globe, of about three inches diameter, be suspended by a long thread of twisted silk, fixt to its north pole: then having placed a lighted candle on a table, to represent the sun, in the center of a hoop of a large cask, which may represent the ecliptic, the hoop making an angle of $23\frac{1}{2}$ degrees with the plane of the table; hang the globe within the hoop near to it; and if the table be level, the equator of the globe will be parallel to the table, and the plane of the hoop will cut the equator at an angle of $23\frac{1}{2}$ degrees; so that one half of the equator will be above the hoop, and the other half below it: and the candle will enlighten one half of the globe, as the sun enlightens one half of the earth, whilst the other half is in the dark.

An idea
of the
seasons.

Things being thus prepared, twist the thread towards the left hand, that it may turn the globe the same way by untwisting; that is, from west, by south, to east. As the globe turns round its axis or thread, the different places of its surface will go regularly through the light and dark; and have, as it were, an alternate return of day and night in each rotation. As the globe continues to turn round, and to shew itself all around to the candle, carry it slowly round the hoop by the thread, from west, by south, to east; which is the way that the earth

moves

moves round the sun, once a year, in the ecliptic: and you will see, that whilst the globe continues in the lower part of the hoop, the candle (being then north of the equator) will constantly shine round the north pole; and all the northern places which go through any part of the dark, will go through a less portion of it than they do of the light; and the more so, the farther they are from the equator: consequently, their days are then longer than their nights. When the globe comes to a point in the hoop, mid-way between the highest and lowest points, the candle will be directly over the equator, and will enlighten the globe just from pole to pole; and then every place on the globe will go through equal portions of light and darkness, as it runs round its axis; and consequently, the day and night will be of equal length at all places upon it. As the globe advances thenceforward, towards the highest part of the hoop, the candle will be on the south side of the equator, shining farther and farther round the south pole, as the globe rises higher and higher in the hoop; leaving the north pole as much in darkness, as the south pole is then in the light, and making long days and short nights on the south side of the equator, and the contrary on the north side, whilst the globe continues in the northern or higher side of the hoop: and when it comes to the highest point, the days will be at the longest, and the nights at the shortest, in the southern hemisphere; and the reverse in the northern. As the globe advances and descends in the hoop, the light will gradually recede from the south pole, and approach towards the north pole, which will cause the northern days to lengthen, and the southern days to shorten in

A

the

the same proportion. When the globe comes to the middle point, between the highest and lowest points of the hoop, the candle will be over the equator, enlightening the globe just from pole to pole, when every place of the earth (except the poles) will go through equal portions of light and darkness; and consequently, the day and night will be then equal, all over the globe.

And thus, at a very small expence, one may have a delightful and demonstrative view of the cause of days and nights, with their gradual increase and decrease in length, through the whole year together, with the vicissitudes of spring, summer, autumn, and winter, in each annual course of the earth round the sun.

If the hoop be divided into 12 equal parts, and the signs be marked in order upon it, beginning with *Cancer* at the highest point of the hoop, and reckoning eastward (or contrary to the apparent motion of the sun) you will see how the sun appears to change his place every day in the ecliptic, as the globe advances eastward along the hoop, and turns round its own axis: and that when the earth is in a low sign, as at *Capricorn*, the sun must appear in a high sign, as at *Cancer*, opposite to the earth's real place: and that whilst the earth is in the southern half of the ecliptic, the sun appears in the northern half, and *vice versa*: that the farther any place is from the equator, between it and the polar circle, the greater is the difference between the longest and shortest day at that place; and that the poles have but one day and one night in the whole year.

These things premised, we shall proceed to the description and use of the terrestrial globe,

S

and

and explain the geographical terms as they occur in the problems.

The *terrestrial globe* described.

This globe has the boundaries of land and water laid down upon it, the countries and kingdoms divided by dots, and coloured to distinguish them, the islands properly situated, the rivers and principal towns inserted, as they have been ascertained upon the earth by measurement and observation.

The equator, ecliptic, tropics, polar circles, and meridians, are laid down upon the globe in the manner already described. The ecliptic is divided into 12 signs, and each sign into 30 degrees, which are generally subdivided into halves, and into quarters if the globe is large. Each tropic is $23\frac{1}{2}$ degrees from the equator, and each polar circle $23\frac{1}{2}$ degrees from its respective pole. Circles are drawn parallel to the equator, at every ten degrees distance from it on each side to the poles: these circles are called *parallels of latitude*. On large globes there are circles drawn perpendicularly through every tenth degree of the equator, intersecting each other at the poles: but on globes of or under a foot diameter, they are only drawn through every fifteenth degree of the equator; these circles are generally called *meridians*, sometimes *circles of longitude*, and at other times *hour-circles*.

The globe is hung in a brass ring, called the *brass meridian*; and turns upon a wire in each pole sunk half its thickness into one side of the meridian ring; by which means, *that* side of the ring divides the globe into two equal parts, called the *eastern* and *western hemispheres*; as the equator divides it into two equal parts, called the *northern* and *southern hemispheres*. This ring is

divided into 360 equal parts or degrees, on the side wherein the axis of the globe turns. One half of these degrees are numbered, and reckoned, from the equator to the poles, where they end at 90: their use is to shew the latitudes of places. The degrees on the other half of the meridian ring, are numbered from the poles to the equator, where they end at 90: their use is to shew how to elevate either the north or south pole above the horizon, according to the latitude of any given place, as it is north or south of the equator.

The brasen meridian is let into two notches made in a broad flat ring, called the *wooden horizon*, the upper surface of which divides the globe into two equal parts, called the *upper* and *lower hemispheres*. One notch is in the north point of the horizon, and the other in the south. On this horizon are several concentric circles, which contain the months and days of the year, the signs and degrees answering to the sun's place for each month and day, and the 32 points of the compass.—The graduated side of the brasen meridian lies towards the east side of the horizon, and should be generally kept toward the person who works problems by the globes.

There is a small *horary circle*, so fixed to the north part of the brasen meridian, that the wire in the north pole of the globe is in the center of that circle; and on the wire is an *index*, which goes over all the 24 hours of the circle, as the globe is turned round its axis. Sometimes there are two horary circles, one between each pole of the globe and the brasen meridian; which is the contrivance of the late ingenious Mr. *Joseph Harris*, master of the assay-office in the Tower of London; and makes it very convenient

nient for putting the poles of the globe through the horizon, and for elevating the pole to small latitudes and declinations of the sun; which cannot be done where there is only one horary circle fixed to the outer edge of the brazen meridian.

There is a thin slip of brass, called the *quadrant of altitude*, which is divided into 90 equal parts or degrees, answering exactly to so many degrees of the equator. It is occasionally fixed to the uppermost point of the brazen meridian by a nut and screw. The divisions end at the nut, and the quadrant is turned round upon it.

As the globe has been seen by most people, and upon the figure of which, in a plate, neither the circles nor countries can be properly expressed, we judge it would signify very little to refer to a figure of it; and shall therefore only give some directions how to choose a globe, and then describe its use.

Directions for choosing of globes. 1. See that the papers be well and neatly pasted on the globes, which you may know, if the lines and circles thereon meet exactly, and continue all the way even and whole; the circles not breaking into several arches, nor the papers either coming short, or lapping over one another.

2. See that the colours be transparent, and not laid too thick upon the globe to hide the names of places.

3. See that the globe hang evenly between the brazen meridian and the wooden horizon; not inclining either to one side or to the other.

4. See that the globe be as close to the horizon and meridian as it conveniently may; otherwise, you will be too much puzzled to find
against

against what part of the globe any degree of the meridian or horizon is.

5. See that the equinoctial line be even with the horizon all around, when the north or south pole is elevated 90 degrees above the horizon.

6. See that the equinoctial line cuts the horizon in the east and west points, in all elevations of the pole from 0 to 90 degrees.

7. See that the degree of the brazen meridian marked with 0, be exactly over the equinoctial line of the globe.

8. See that there be exactly half of the brazen meridian above the horizon; which you may know, if you bring any of the decimal divisions on the meridian to the north point of the horizon, and find their complement to 90 in the south point.

9. See that when the quadrant of altitude is placed as far from the equator, on the brazen meridian, as the pole is elevated above the horizon, the beginning of the degrees of the quadrant reaches just to the plane surface of the horizon.

10. See that whilst the index of the hour-circle (by the motion of the globe) passes from one hour to another, 15 degrees of the equator pass under the graduated edge of the brazen meridian.

11. See that the wooden horizon be made substantial and strong: it being generally observed, that in most globes, the horizon is the first part that fails, on account of its having been made too slight.

In using the globes, keep the east side of the horizon towards you (unless your problem requires the turning of it) which side you may know by the word East upon the horizon; for

*Directions
for using
them.*

then you have the graduated side of the meridian towards you, the quadrant of altitude before you, and the globe divided exactly into two equal parts, by the graduated side of the meridian.

In working some problems, it will be necessary to turn the whole globe and horizon about, that you may look on the west side thereof; which turning will be apt to jog the ball so, as to shift away that degree of the globe which was before set to the horizon or meridian: to avoid which inconvenience, you may thrust in the feather-end of a quill between the ball of the globe and the brasen meridian; which, without hurting the ball, will keep it from turning in the meridian, whilst you turn the west side of the horizon towards you.

P R O B L E M I.

*To find the * latitude and † longitude of any given place upon the globe.*

Turn the globe on its axis, until the given place comes exactly under that graduated side of the brasen meridian, on which the degrees are numbered

* The latitude of a place is its distance from the equator, and is north or south, as the place is north or south of the equator. Those who live at the equator have no latitude, because it is there that the latitude begins.

† The longitude of a place is the number of degrees (reckoned upon the equator) that the meridian of the said place is distant from the meridian of any other place from which we reckon, either eastward or westward, for 180 degrees, or half round the globe. The English reckon the longitude from the meridian of London, and the French now reckon it from the meridian of Paris. The meridian of that place, from which the longitude is reckoned, is called

numbered from the equator; and observe what degree of the meridian the place then lies under; which is its latitude, north or south, as the place is north or south of the equator.

The globe remaining in this position, the degree of the equator, which is under the brazen meridian, is the longitude of the place (from the meridian of *London* on the *English* globes) which is east or west, as the place lies on the east or west side of the first meridian of the globe.—All the *Atlantic Ocean*, and *America*, is on the west side of the meridian of *London*; and the greatest part of *Europe*, and of *Africa*, together with all *Asia*, is on the east side of the meridian of *London*, which is reckoned the *first meridian* of the globe by the *English* geographers and astronomers.

P R O B L E M II.

The longitude and latitude of a place being given, to find that place on the globe.

Look for the given longitude in the equator (counting it eastward or westward from the first meridian, as it is mentioned to be east or west;) and bring the point of longitude in the equator to the brazen meridian, on that side which is above the south point of the horizon: then count from the equator, on the brazen meridian, to the degree of the given latitude, towards the north or south pole, according as the latitude is north or south; and under that degree of latitude on the meridian, you will have the place required.

called the *first meridian*. The places upon this meridian have no longitude, because it is there that the longitude begins.

P R O B L E M III.

To find the difference of longitude, or difference of latitude, between any two given places.

Bring each of these places to the brasen meridian, and see what its latitude is: the lesser latitude subtracted from the greater, if both places are on the same side of the equator, or both latitudes added together, if they are on different sides of it, is the difference of latitude required. And the number of degrees contained between these places, reckoned on the equator, when they are brought separately under the brasen meridian, is their difference of longitude; if it be less than 180: but if more, let it be subtracted from 360, and the remainder is the difference of longitude required. Or,

Having brought one of the places to the brasen meridian, and set the hour-index to XII, turn the globe until the other place comes to the brasen meridian, and the number of hours and parts of an hour, past over by the index, will give the longitude in time; which may be easily reduced to degrees, by allowing 15 degrees for every hour, and one degree for every four minutes.

N. B. When we speak of bringing any place to the brasen meridian, it is the graduated side of the meridian that is meant.

P R O B L E M IV.

Any place being given, to find all those places that have the same longitude or latitude with it.

Bring the given place to the brazen meridian, then all those places which lie under that side of the meridian, from pole to pole, have the same longitude with the given place. Turn the globe round its axis, and all those places which pass under the same degree of the meridian that the given place does, have the same latitude with that place.

Since all latitudes are reckoned from the equator, and all longitudes are reckoned from the first meridian, it is evident, that the point of the equator which is cut by the first meridian, has neither latitude nor longitude.—The greatest latitude is 90 degrees, because no place is more than 90 degrees from the equator. And the greatest longitude is 180 degrees, because no place is more than 180 degrees from the first meridian.

P R O B L E M V.

*To find the * antœci, † pericœci, and ‡ antipodes, of any given place.*

Bring the given place to the brazen meridian, and having found its latitude, keep the globe in that situation, and count the same number of degrees

* The *antœci* are those people who live on the same meridian, and in equal latitudes, on different sides of the equator. Being on the same meridian, they have the same hours; that is, when it is noon to the one, it is also noon to the other; and when it is mid-night to the one, it is also mid-night to the other, &c. Being on different sides of the equator,

degrees of latitude from the equator towards the contrary pole, and where the reckoning ends, you have the *antæci* of the given place upon the globe. Those who live at the equator have no *antæci*.

The globe remaining in the same position, set the hour-index to the upper XII on the horary circle, and turn the globe until the index comes to the lower XII; then, the place which lies under the meridian, in the same latitude with the given place, is the *periæci* required. Those who live at the poles have no *periæci*.

As the globe now stands (with the index at the lower XII) the *antipodes* of the given place will be under the same point of the brazen meridian where its *antæci* stood before. Every place upon the globe has its *antipodes*.

tor, they have different or opposite seasons at the same time; the length of any day to the one is equal to the length of the night of that day to the other; and they have equal elevations of the different poles.

† The *periæci* are those people who live on the same parallel of latitude, but on opposite meridians: so that though their latitude be the same, their longitude differs 180 degrees. By being in the same latitude, they have equal elevations of the same pole (for the elevation of the pole is always equal to the latitude of the place) the same length of days or nights, and the same seasons. But being on opposite meridians, when it is noon to the one, it is mid-night to the other.

‡ The *antipodes* are those who live diametrically opposite to one another upon the globe, standing with feet towards feet, on opposite meridians and parallels. Being on opposite sides of the equator, they have opposite seasons, winter to one, when it is summer to the other; being equally distant from the equator, they have the contrary poles equally elevated above the horizon; being on opposite meridians, when it is noon to the one, it must be mid-night to the other; and as the sun recedes from the one when he approaches to the other, the length of the day to one must be equal to the length of the night at the same time to the other.

P R O B.

P R O B L E M VI.

To find the distance between any two places on the globe.

Lay the graduated edge of the quadrant of altitude over both the places, and count the number of degrees intercepted between them on the quadrant; then multiply these degrees by 60, and the product will give the distance in geographical miles: but to find the distance in English miles, multiply the degrees by $69\frac{1}{2}$, and the product will be the number of miles required. Or, take the distance betwixt any two places with a pair of compasses, and apply that extent to the equator; the number of degrees, intercepted between the points of the compasses, is the distance in degrees of a great circle*; which may be reduced either to geographical miles, or to English miles, as above.

* Any circle that divides the globe into two equal parts, *Great* is called a *great circle*, as the equator or meridian. Any *circle*. circle that divides the globe into two unequal parts (which every parallel of latitude does) is called a *lesser circle*. Now, *Lesser* as every circle, whether great or small, contains 360 degrees, *circle*, and a degree upon the equator or meridian contains 60 geographical miles, it is evident, that a degree of longitude upon the equator, is longer than a degree of longitude upon any parallel of latitude, and must therefore contain a greater number of miles. So that, although all the degrees of latitude are equally long upon an artificial globe (though not precisely so upon the earth itself) yet the degrees of longitude decrease in length, as the latitude increases, but not in the same proportion. The following table shews the length of a degree of longitude, in geographical miles, and hundredth parts of a mile, for every degree of latitude, from the equator to the poles: a degree on the equator being 60 geographical miles.

P R O B.

P R O B L E M VII.

A place on the globe being given, and its distance from any other place, to find all the other places upon the globe which are at the same distance from the given place.

Bring the given place to the brasen meridian, and screw the quadrant of altitude to the meridian, directly over that place; then keeping the globe in that position, turn the quadrant quite round upon it, and the degree of the quadrant that touches the second place, will pass over all the other places which are equally distant with it from the given place.

This is the same as if one foot of a pair of compasses was set in the given place, and the other foot extended to the second place, whose distance is known; for if the compasses be then turned round the first place as a center, the moving foot will go over all those places which are at the same distance with the second from it.

A TABLE

A TABLE shewing the number of miles in a degree of longitude, in any given degree of latitude.

Deg.	Parts. Miles.	Deg.	Parts. Miles.	Deg.	Parts. Miles.
1	59.99	31	51.43	61	29.09
2	59.96	32	50.88	62	28.17
3	59.92	33	50.32	63	27.24
4	59.85	34	49.74	64	26.30
5	59.77	35	49.15	65	25.36
6	59.67	36	48.54	66	24.41
7	59.56	37	47.92	67	23.44
8	59.42	38	47.28	68	22.48
9	59.26	39	46.63	69	21.50
10	59.09	40	45.97	70	20.52
11	58.89	41	45.28	71	19.53
12	58.69	42	44.59	72	18.54
13	58.46	43	43.88	73	17.54
14	58.22	44	43.16	74	16.53
15	57.95	45	42.43	75	15.52
16	57.67	46	41.68	76	14.51
17	57.38	47	40.92	77	13.50
18	57.06	48	40.15	78	12.48
19	56.73	49	39.36	79	11.45
20	56.38	50	38.57	80	10.42
21	56.02	51	37.76	81	9.38
22	55.63	52	36.94	82	8.35
23	55.23	53	36.11	83	7.32
24	54.81	54	35.27	84	6.28
25	54.38	55	34.41	85	5.24
26	53.93	56	33.55	86	4.20
27	53.46	57	32.68	87	3.15
28	52.96	58	31.79	88	2.10
29	52.47	59	30.90	89	1.05
30	51.96	60	30.00	90	0.00

P R O B-

P R O B L E M VIII.

The hour of the day at any place being given, to find all those places where it is noon at that time.

Bring the given place to the brazen meridian, and set the index to the given hour; this done, turn the globe until the index points to the upper XII, and then, all the places that lie under the brazen meridian have noon at that time.

N. B. The upper XII always stands for noon; and when the bringing of any place to the brazen meridian is mentioned, the side of that meridian on which the degrees are reckoned from the equator is meant, unless the contrary side be mentioned.

P R O B L E M IX.

The hour of the day at any place being given, to find what o'clock it then is at any other place.

Bring the given place to the brazen meridian, and set the index to the given hour; then turn the globe, until the place where the hour is required comes to the meridian, and the index will point out the hour at that place.

P R O B L E M X.

*To find the sun's place in the ecliptic, and his * declination, for any given day of the year.*

Look on the horizon for the given day, and right against it you have the degree of the sign in which the sun is (or his place) on that day

* The sun's declination is his distance from the equinoctial in degrees, and is north or south, as the sun is between the equinoctial and the north or south pole.

at noon. Find the same degree of that sign in the ecliptic line upon the globe, and having brought it to the brasen meridian, observe what degree of the meridian stands over it; for that is the sun's declination, reckoned from the equator.

P R O B L E M XI.

The day of the month being given, to find all those places of the earth over which the sun will pass vertically on that day.

Find the sun's place in the ecliptic for the given day, and having brought it to the brasen meridian, observe what point of the meridian is over it; then turning the globe round its axis, all those places which pass under that point of the meridian, are the places required: for as their latitude is equal, in degrees and parts of a degree, to the sun's declination, the sun must be directly over head to each of them at its respective noon.

P R O B L E M XII.

A place being given in the torrid zone, to find those two days of the year, on which the sun shall be vertical to that place.*

Bring the given place to the brasen meridian, and mark the degree of latitude that is exactly over

* The globe is divided into five zones; one torrid, two temperate, and two frigid. The *torrid zone* lies between the two tropics, and is 47 degrees in breadth, or $23\frac{1}{2}$ on each side of the equator: the *temperate zones* lie between the tropics and polar circles, or from $23\frac{1}{2}$ degrees of latitude, to $66\frac{1}{2}$, on each

over it on the meridian; then turn the globe round its axis, and observe the two degrees of the ecliptic which pass exactly under that degree of latitude: lastly, find on the wooden horizon, the two days of the year on which the sun is in those degrees of the ecliptic, and they are the days required: for on them, and none else, the sun's declination is equal to the latitude of the given place: and consequently, he will then be vertical to it at noon.

P R O B L E M XIII.

To find all those places of the north frigid zone, where the sun begins to shine constantly without setting, on any given day, from the 21st of March to the 23^d of September.

On these two days, the sun is in the equinoctial, and enlightens the globe exactly from pole to pole: therefore, as the earth turns round its axis, which terminates in the poles, every place upon it will go equally through the light and the dark, and so make the day and night equal to all places of the earth. But as the sun declines from the equator, towards either pole, he will shine just as many degrees round that pole, as are equal to his declination from the equator; so that no place within that distance of the pole will then go through any part of the dark, and consequently the sun will not set to it. Now, as

each side of the equator; and are each 43 degrees in breadth: the *frigid zones* are the spaces included within the polar circles, which being each $23\frac{1}{2}$ degrees from their respective poles, the breadth of each of these zones is 47 degrees. As the sun never goes without the tropics, he must every moment be vertical to some place or other in the torrid zone.

the sun's declination is northward, from the 21st of March to the 23^d of September, he must constantly shine round the north pole all that time; and on the day that he is in the northern tropic, he shines upon the whole north frigid zone; so that no place within the north polar circle goes through any part of the dark on that day. Therefore,

Having brought the sun's place for the given day to the brasen meridian, and found his declination (by Prob. IX.) count as many degrees on the meridian, from the north pole, as are equal to the sun's declination from the equator, and mark that degree from the pole where the reckoning ends: then, turning the globe round its axis, observe what places in the north frigid zone pass directly under that mark; for they are the places required.

The like may be done for the south frigid zone, from the 23^d of September to the 21st of March, during which time the sun shines constantly on the south pole.

P R O B L E M XIV.

To find the place over which the sun is vertical, at any hour of a given day.

Having found the sun's declination for the given day (by Prob. IX.) mark it with a chalk on the brasen meridian: then bring the place where you are (suppose London) to the brasen meridian, and set the index to the given hour; which done turn the globe on its axis, until the index points to XII at noon; and the place on the globe, which is then directly under the point

T

of

of the sun's declination marked upon the meridian, has the sun that moment in the zenith, or directly overhead.

P R O B L E M XV.

The day and hour at any place being given, to find all those places where the sun is then rising, or setting, or on the meridian: consequently, all those places which are enlightened at that time, and those which are in the dark.

This problem cannot be solved by any globe fitted up in the common way, with the hour circle fixed upon the brass meridian; unless the sun be on or near some of the tropics on the given day. But by a globe fitted up according to Mr. Joseph Harris's invention (already mentioned) where the hour-circle lies on the surface of the globe, below the meridian, it may be solved for any day in the year, according to his method; which is as follows.

Having found the place to which the sun is vertical at the given hour, if the place be in the northern hemisphere, elevate the north pole as many degrees above the horizon, as are equal to the latitude of that place; if the place be in the southern hemisphere, elevate the south pole accordingly; and bring the said place to the brass meridian. Then, all those places which are in the western semicircle of the horizon, have the sun rising to them at that time; and those in the eastern semicircle have it setting: to those under the upper semicircle of the brass meridian, it is noon; and to those under the lower semicircle, it is mid-night. All those places which are above the horizon, are enlightened by the sun,
and

and have the sun just as many degrees high to them, as they themselves are above the horizon : and this height may be known, by fixing the quadrant of altitude on the brazen meridian over the place to which the sun is vertical ; and then, laying it over any other place, observe what number of degrees on the quadrant are intercepted between the said place and the horizon. In all those places that are 18 degrees below the western semicircle of the horizon, the morning twilight is just beginning ; in all those places that are 18 degrees below the eastern semicircle of the horizon, the evening twilight is ending ; and all those places that are lower than 18 degrees, have dark night.

If any place be brought to the upper semicircle of the brazen meridian, and the hour index be set to the upper XII or noon, and then the globe be turned round eastward on its axis ; when the place comes to the western semicircle of the horizon, the index will shew the time of sun-rising at that place ; and when the same place comes to the eastern semicircle of the horizon, the index will shew the time of sun-set.

To those places which do not go under the horizon, the sun sets not on that day : and to those which do not come above it, the sun does not rise.

P R O B L E M XVI.

The day and hour of a lunar eclipse being given ; to find all those places of the earth to which it will be visible.

The moon is never eclipsed but when she is full, and so directly opposite to the sun, that the

earth's shadow falls upon her. Therefore, whatever place of the earth the sun is vertical to at that time, the moon must be vertical to the antipodes of that place: so that the sun will be then visible to one half of the earth, and the moon to the other.

Find the place to which the sun is vertical at the given hour (by Prob. XIV.) elevate the pole to the latitude of that place, and bring the place to the upper part of the brazen meridian, as in the former problem: then, as the sun will be visible to all those parts of the globe which are above the horizon, the moon will be visible to all those parts of the globe which are below it, at the time of her greatest obscuration.

But with regard to an eclipse of the sun, there is no such thing as shewing to what places it will be visible, with any degree of certainty, by a common globe; because the moon's shadow covers but a small portion of the earth's surface; and her latitude, or declination from the ecliptic, throws her shadow so variously upon the earth, that to determine the places on which it falls, recourse must be had to long calculations.

P R O B L E M XVII.

*To rectify the globe for the latitude, the * zenith, and the sun's place.*

Find the latitude of the place (by Prob. I.) and if the place be in the northern hemisphere, raise the north pole above the north point of the horizon,

* The *zenith*, in this sense, is the highest point of the brazen meridian above the horizon; but in the proper sense, it is that point of the heaven which is directly vertical to any given place, at any given instant of time.

as many degrees (counted from the pole upon the brazen meridian) as are equal to the latitude of the place. If the place be in the southern hemisphere, raise the south pole above the south point of the horizon, as many degrees as are equal to the latitude. Then, turn the globe till the place comes under its latitude on the brazen meridian, and fasten the quadrant of altitude so, that the chamfered edge of its nut (which is even with the graduated edge) may be joined to the zenith, or point of latitude. This done, bring the sun's place in the ecliptic for the given day, (found by Prob. X.) to the graduated side of the brazen meridian, and set the hour-index to XII at noon, which is the uppermost XII on the hour-circle; and the globe will be rectified.

The latitude of any place is equal to the elevation of the nearest pole of the heaven above the horizon of that place; and the poles of the heaven are directly over the poles of the earth, each 90 degrees from the equinoctial line. Let us be upon what place of the earth we will, if the limits of our view be not intercepted by hills, we shall see one half of the heaven, or 90 degrees every way round, from that point which is over our heads. Therefore, if we were upon the equator, the poles of the heaven would lie in our horizon, or limit of our view: if we go from the equator, towards either pole of the earth, we shall see the corresponding pole of the heaven rising gradually above our horizon, just as many degrees as we have gone from the equator: and if we were at either of the earth's poles, the corresponding pole of the heaven would be directly over our head. Consequently, the elevation or height of the pole in

degrees

Remark.

degrees above the horizon, is equal to the number of degrees that the place is from the equator.

P R O B L E M XVIII.

*The latitude of any place, not exceeding * $66\frac{1}{2}$ degrees, and the day of the month, being given; to find the time of sun-rising and setting, and consequently the length of the day and night.*

Having rectified the globe for the latitude, and for the sun's place on the given day (as directed in the preceding problem) bring the sun's place in the ecliptic to the eastern side of the horizon, and the hour-index will shew the time of sun-rising; then turn the globe on its axis, until the sun's place comes to the western side of the horizon, and the index will shew the time of sun-setting.

The hour of sun-setting doubled, gives the length of the day; and the hour of sun-rising doubled gives the length of the night.

P R O B L E M XIX.

The latitude of any place, and the day of the month, being given; to find when the morning twilight begins, and the evening twilight ends, at that place.

This problem is often limited; for, when the sun does not go 18 degrees below the horizon, the twilight continues the whole night; and for

* All places whose latitude is more than $66\frac{1}{2}$ degrees, are in the frigid zones: and to those places the sun does not set in summer, for a certain number of diurnal revolutions, which occasions this limitation of latitude.

several nights together in summer, between 49 and $66\frac{1}{2}$ degrees of latitude: and the nearer to $66\frac{1}{2}$, the greater is the number of these nights. But when it does begin and end, the following method will shew the time for any given day.

Rectify the globe, and bring the sun's place in the ecliptic to the eastern side of the horizon; then mark that point of the ecliptic with a chalk which is in the western side of the horizon, it being the point opposite to the sun's place: this done, lay the quadrant of altitude over the said point, and turn the globe eastward, keeping the quadrant at the chalk-mark, until it is just 18 degrees high on the quadrant; and the index will point out the time when the morning twilight begins: for the sun's place will then be 18 degrees below the eastern side of the horizon. To find the time when the evening twilight ends, bring the sun's place to the western side of the horizon, and the point opposite to it, which was marked with the chalk, will be rising in the east: then, bring the quadrant over that point, and keeping it thereon, turn the globe westward, until the said point be 18 degrees above the horizon on the quadrant, and the index will shew the time when the evening twilight ends; the sun's place being then 18 degrees below the western side of the horizon.

P R O B L E M XX.

To find on what day of the year the sun begins to shine constantly without setting, on any given place in the north frigid zone; and how long he continues to do so.

Rectify the globe to the latitude of the place, and turn it about until some point of the ecliptic, between *Aries* and *Cancer*, coincides with the north point of the horizon where the brazen meridian cuts it: then find, on the wooden horizon, what day of the year the sun is in that point of the ecliptic; for that is the day on which the sun begins to shine constantly on the given place, without setting. This done, turn the globe until some point of the ecliptic, between *Cancer* and *Libra*, coincides with the north point of the horizon, where the brazen meridian cuts it; and find, on the wooden horizon, on what day the sun is in that point of the ecliptic; which is the day that the sun leaves off constantly shining on the said place, and rises and sets to it as to other places on the globe. The number of natural days, or complete revolutions of the sun about the earth, between the two days above found, is the time that the sun keeps constantly above the horizon without setting: for all the portion of the ecliptic, that lies between the two points which intersect the horizon in the very north, never sets below it: and there is just as much of the opposite part of the ecliptic that never rises; therefore, the sun will keep as long constantly below the horizon in winter, as above it in summer.

Whoever

Whoever considers the globe, will find, that all places of the earth do equally enjoy the benefit of the sun, in respect of time, and are equally deprived of it. For, the days and nights are always equally long at the equator: and in all places that have latitude, the days at one time of the year are exactly equal to the nights at the opposite season.

P R O B L E M XXI.

To find in what latitude the sun shines constantly without setting, for any length of time less than
* $182\frac{1}{2}$ *of our days and nights.*

Find a point in the ecliptic half as many degrees from the beginning of *Cancer* (either towards *Aries* or *Libra*) as there are † natural days in the time given; and bring that point to the north side of the brasen meridian, on which the degrees are numbered from the pole towards the equator: then, keep the globe from turning on its axis, and slide the meridian up or down, until the foresaid point of the ecliptic comes to the north point of the horizon, and then, the elevation of the pole will be equal to the latitude required.

* The reason of this limitation is, that $182\frac{1}{2}$ of our days and nights make half a year, which is the longest time that the sun shines without setting, even at the poles of the earth.

† A natural day contains the whole 24 hours: an artificial day, the time that the sun is above the horizon.

P R O B L E M XXII.

The latitude of a place, not exceeding $66\frac{1}{2}$ degrees, and the day of the month being given; to find the sun's amplitude, or point of the compass on which he rises or sets.

Rectify the globe, and bring the sun's place to the eastern side of the horizon; then observe what point of the compass on the horizon stands right against the sun's place, for that is his amplitude at rising. This done, turn the globe westward, until the sun's place comes to the western side of the horizon, and it will cut the point of his amplitude at setting. Or, you may count the rising amplitude in degrees, from the east point of the horizon, to that point where the sun's place cuts it; and the setting amplitude, from the west point of the horizon, to the sun's place at setting.

P R O B L E M XXIII.

*The latitude, the sun's place, and his * altitude, being given; to find the hour of the day, and the sun's azimuth, or number of degrees that he is distant from the meridian.*

Rectify the globe, and bring the sun's place to the given height upon the quadrant of altitude; on the eastern side of the horizon, if the time be in the forenoon; or the western side, if

* The sun's altitude, at any time, is his height in degrees above the horizon at that time.

it be in the afternoon: then, the index will shew the hour; and the number of degrees in the horizon intercepted between the quadrant of altitude and the south point, will be the sun's true azimuth at that time.

N. B. Always when the quadrant of altitude is mentioned in working any problem, the graduated edge of it is meant.

If this be done at sea, and compared with the sun's azimuth, as shewn by the compass, if they agree, the compass has no variation in that place: but if they differ, the compass does vary; and the variation is equal to this difference.

P R O B L E M XXIV.

The latitude, hour of the day, and the sun's place, being given; to find the sun's altitude and azimuth.

Rectify the globe, and turn it until the index points to the given hour; then lay the quadrant of altitude over the sun's place in the ecliptic, and the degree of the quadrant cut by the sun's place is his altitude at that time above the horizon; and the degree of the horizon cut by the quadrant is the sun's azimuth, reckoned from the south.

P R O B L E M XXV.

The latitude, the sun's altitude, and his azimuth being given; to find his place in the ecliptic, the day of the month, and hour of the day, though they had all been lost.

Rectify the globe for the latitude and * zenith, and set the quadrant of altitude to the given azimuth in the horizon; keeping it there, turn the globe on its axis until the ecliptic cuts the quadrant in the given altitude: that point of the ecliptic which cuts the quadrant there, will be the sun's place; and the day of the month answering thereto, will be found over the like place of the sun on the wooden horizon. Keep the quadrant of altitude in that position, and having brought the sun's place to the brasen meridian, and the hour index to XII at noon, turn back the globe, until the sun's place cuts the quadrant of altitude again, and the index will shew the hour.

Any two points of the ecliptic which are equidistant from the beginning of *Cancer* or of *Capricorn*, will have the same altitude and azimuth at the same hour, though the months be different; and therefore it requires some care in this problem, not to mistake both the month, and the day of the month; to avoid which, observe, that from the 20th of March to the 21st of June, that part of the ecliptic which is

* By rectifying the globe for the zenith, is meant screwing the quadrant of altitude to the given latitude on the bras meridian.

between the beginning of *Aries* and beginning of *Cancer* is to be used: from the 21st of June to the 23^d of September, between the beginning of *Cancer* and beginning of *Libra*: from the 23^d of September to the 21st of December, between the beginning of *Libra* and the beginning of *Capricorn*; and from the 21st of December to the 20th of March, between the beginning of *Capricorn* and beginning of *Aries*. And as one can never be at a loss to know in what quarter of the year he takes the sun's altitude and azimuth, the above caution with regard to the quarters of the ecliptic, will keep him right as to the month and day thereof.

PROBLEM XXVI.

To find the length of the longest day at any given place.

If the place be on the north side of the equator, find its latitude (by Prob. I.) and elevate the north pole to that latitude; then, bring the beginning of *Cancer* ∞ to the brazen meridian, and set the hour-index to XII at noon. But if the given place be on the south side of the equator, elevate the south pole to its latitude, and bring the beginning of *Capricorn* ν to the brass meridian, and the hour-index to XII. This done, turn the globe westward, until the beginning of *Cancer* or *Capricorn* (as the latitude is north or south) comes to the horizon; and the index will then point out the time of sun-setting, for it will have gone over all the afternoon hours, between mid-day and sun-set; which

which length of time being doubled, will give the whole length of the day, from sun-rising to sun-setting. For, in all latitudes, the sun rises as long before mid-day, as he sets after it.

P R O B L E M XXVII.

To find in what latitude the longest day is of any given length less than 24 hours.

If the latitude be north, bring the beginning of *Cancer* to the brazen meridian, and elevate the north pole to about $66\frac{1}{2}$ degrees; but if the latitude be south, bring the beginning of *Capricorn* to the meridian, and elevate the south pole to about $66\frac{1}{2}$ degrees; because the longest day in north latitude, is when the sun is in the first point of *Cancer*; and in south latitude, when he is in the first point of *Capricorn*. Then set the hour-index to XII at noon, and turn the globe westward, until the index points at half the number of hours given; which done, keep the globe from turning on its axis, and slide the meridian down in the notches, until the afore-said point of the ecliptic (viz. *Cancer* or *Capricorn*) comes to the horizon; then, the elevation of the pole will be equal to the latitude required.

P R O B L E M XXVIII.

*The latitude of any place, not exceeding $66\frac{1}{2}$ degrees, being given; to find in what * climate the place is.*

Find the length of the longest day at the given place by Prob. XXVI. and whatever be the number of hours whereby it exceedeth twelve, double that number, and the sum will answer to the climate in which the place is.

P R O B L E M XXIX.

The latitude, and the day of the month, being given; to find the hour of the day when the sun shines.

Set the wooden horizon truly level, and the brazen meridian due north and south by a mariner's compass: then, having rectified the globe, stick a small sewing-needle into the sun's place in the ecliptic, perpendicular to that part of the surface of the globe: this done, turn the globe on its axis, until the needle comes to the brazen meridian, and set the hour-index to XII

* A *climate*, from the equator to either of the polar circles, is a tract of the earth's surface, included between two such parallels of latitude, that the length of the longest day in the one exceeds that in the other by half an hour; but from the polar circles to the poles, where the sun keeps long above the horizon without setting, each climate differs a whole month from the one next to it. There are twenty-four climates between the equator and each of the polar circles; and six from each polar circle to its respective pole.

at noon; then, turn the globe on its axis, until the needle points exactly towards the sun (which it will do when it casts no shadow on the globe) and the index will shew the hour of the day.

P R O B L E M XXX.

A pleasant way of shewing all those places of the earth which are enlightened by the sun, and also the time of the day when the sun shines.

Take the terrestrial ball out of the wooden horizon, and also out of the brazen meridian; then set it upon a pedestal in sun-shine, in such a manner, that its north pole may point directly towards the north pole of the heaven, and the meridian of the place where you are be directly towards the south. Then, the sun will shine upon all the like places of the globe, that he does on the real earth, rising to some when he is setting to others; as you may perceive by that part where the enlightened half of the globe is divided from the half in the shade, by the boundary of the light and darkness: all those places, on which the sun shines, at any time, having day; and all those, on which he does not shine, having night.

If a narrow slip of paper be put round the equator, and divided into 24 equal parts, beginning at the meridian of your place, and the hours be set to those divisions in such a manner, that one of the VI's may be upon your meridian; the sun being upon that meridian at noon, will then shine exactly to the two XII's; and at one o'clock to the two I's, &c. So that the place,

place, where the enlightened half of the globe is parted from the shaded half, in this circle of hours, will shew the hour of the day.

The principles of dialing shall be explained farther on, by the terrestrial globe. At present we shall only add the following observations upon it; and then proceed to the use of the celestial globe.

1. *The latitude of any place is equal to the elevation of the pole above the horizon of that place, and the elevation of the equator is equal to the complement of the latitude, that is, to what the latitude wants of 90 degrees.*

2. *Those places which lie on the equator, have no latitude, it being there that the latitude begins; and those places which lie on the first meridian have no longitude, it being there that the longitude begins. Consequently, that particular place of the earth where the first meridian intersects the equator, has neither longitude nor latitude.*

3. *In all places of the earth, except the poles, all the points of the compass may be distinguished in the horizon: but from the north pole, every place is south; and from the south pole, every place is north. Therefore, as the sun is constantly above the horizon of each pole for half a year in its turn, he cannot be said to depart from the meridian of either pole for half a year together. Consequently, at the north pole it may be said to be noon every moment for half a year; and let the winds blow from what part they will, they must always blow from the south; and at the south pole, from the north.*

4. *Because one half of the ecliptic is above the horizon of the pole, and the sun, moon and planets, move in (or nearly in) the ecliptic; they will all*

U

rise

rise and set to the poles. But, because the stars never change their declinations from the equator (at least not sensibly in one age) those which are once above the horizon of either pole, never set below it; and those which are once below it, never rise.

5. All places of the earth do equally enjoy the benefit of the sun, in respect of time, and are equally deprived of it.

6. All places upon the equator have their days and nights equally long, that is, 12 hours each, at all times of the year. For although the sun declines alternately, from the equator towards the north and towards the south, yet, as the horizon of the equator cuts all the parallels of latitude and declination in halves, the sun must always continue above the horizon for one half a diurnal revolution about the earth, and for the other half below it.

7. When the sun's declination is greater than the latitude of any place, upon either side of the equator, the sun will come twice to the same azimuth or point of the compass in the forenoon, at that place; and twice to a like azimuth in the afternoon; that is, he will go twice back every day, whilst his declination continues to be greater than the latitude. Thus, suppose the globe rectified to the latitude of Barbadoes, which is 13 degrees north; and the sun to be any where in the ecliptic, between the middle of Taurus and middle of Leo; if the quadrant of altitude be set to about * 18 degrees north of the east in the horizon, the sun's place be marked with a chalk upon the ecliptic, and the globe be then turned westward on its axis, the said mark will rise in the horizon a little to the north of the quadrant, and thence ascending, it will cross the quadrant towards

* From the middle of Gemini to the middle of Cancer, the quadrant may be set 20 degrees.

the south; but before it arrives at the meridian, it will cross the quadrant again, and pass over the meridian northward of Barbadoes. And if the quadrant be set about 18 degrees north of the west, the sun's place will cross it twice, as it descends from the meridian towards the horizon, in the afternoon.

8. In all places of the earth between the equator and poles, the days and nights are equally long, viz. 12 hours each, when the sun is in the equinoctial: for, in all elevations of the pole, short of 90 degrees (which is the greatest) one half of the equator or equinoctial will be above the horizon, and the other half below it.

9. The days and nights are never of an equal length at any place between the equator and polar circles, but when the sun enters the signs ♈ Aries and ♎ Libra. For in every other part of the ecliptic, the circle of the sun's daily motion is divided into two unequal parts by the horizon.

10. The nearer that any place is to the equator, the less is the difference between the length of the days and nights in that place; and the more remote, the contrary. The circles which the sun describes in the heaven every 24 hours, being cut more nearly equal in the former case, and more unequally in the latter.

11. In all places lying upon any given parallel of latitude, however long or short the day or night be at any one of these places, at any time of the year, it is then of the same length at all the rest; for in turning the globe round its axis (when rectified according to the sun's declination) all these places will keep equally long above or below the horizon.

12. The sun is vertical twice a year to every place between the tropics; to those under the tropics,

once a year, but never any where else. For, there can be no place between the tropics, but that there will be two points in the ecliptic, whose declination from the equator is equal to the latitude of that place; and but one point of the ecliptic which has a declination equal to the latitude of places on the tropic which that point of the ecliptic touches; and as the sun never goes without the tropics, he can never be vertical to any place that lies without them.

13. To all places in the * torrid zone, the duration of the twilight is least, because the sun's daily motion is the most perpendicular to the horizon. In the frigid † zones, greatest; because the sun's daily motion is nearly parallel to the horizon; and therefore he is the longer of getting 18 degrees below it (till which time the twilight always continues.) And in the ‡ temperate zones it is at a medium between the two, because the obliquity of the sun's daily motion is so.

14. In all places lying exactly under the polar circles, the sun, when he is in the nearest tropic, continues 24 hours above the horizon without setting; because no part of that tropic is below their horizon. And when the sun is in the farthest tropic, he is for the same length of time without rising; because no part of that tropic is above their horizon. But, at all other times of the year, he rises and sets there, as in other places; because all the circles that can be drawn parallel to the equator, between the tropics, are more or less cut by the horizon, as they are farther from, or nearer to, that tropic which is all above the horizon: and

* Between the tropics.

† Between the polar circles and poles.

‡ Between the tropics and polar circles.

when the sun is not in either of the tropics, his diurnal course must be in one or other of these circles.

15. To all places in the northern hemisphere, from the equator to the polar circle, the longest day and shortest night is when the sun is in the northern tropic; and the shortest day and longest night is when the sun is in the southern tropic; because no circle of the sun's daily motion is so much above the horizon, and so little below it, as the northern tropic; and none so little above it, and so much below it, as the southern. In the southern hemisphere, the contrary.

16. In all places between the polar circles and poles, the sun appears for some number of days (or rather diurnal revolutions) without setting; and at the opposite time of the year without rising; because some part of the ecliptic never sets in the former case, and as much of the opposite part never rises in the latter. And the nearer unto, or the more remote from the pole, these places are, the longer or shorter is the sun's continuing presence or absence.

17. If a ship sets out from any port, and sails round the earth eastward to the same port again, let her take what time she will to do it in, the people in that ship, in reckoning their time, will gain one complete day at their return, or count one day more than those who reside at the same port; because, by going contrary to the sun's diurnal motion, and being forwarder every evening than they were in the morning, their horizon will get so much the sooner above the setting sun, than if they had kept for a whole day at any particular place. And thus, by cutting off a part proportionable to their own motion, from the length of every day, they will gain a complete day of that sort at their return; without gaining one moment of absolute time more

than is elapsed during their course, to the people at the port. If they sail westward, they will reckon one day less than the people do who reside at the said port, because by gradually following the apparent diurnal motion of the sun, they will keep him each particular day so much longer above their horizon, as answers to that day's course; and by that means, they cut off a whole day in reckoning, at their return, without losing one moment of absolute time.

Hence, if two ships should set out at the same time from any port, and sail round the globe, one eastward and the other westward, so as to meet at the same port on any day whatever; they will differ two days in reckoning their time, at their return. If they sail twice round the earth, they will differ four days; if thrice, then six, &c.

LECT. IX.

The use of the celestial globe, and armillary sphere.

HAVING done for the present with the terrestrial globe, we shall proceed to the use of the celestial; first premising, that as the equator, ecliptic, tropics, polar circles, horizon, and brasen meridian, are exactly alike on both globes, all the former problems concerning the sun are solved the same way by both globes. The method also of rectifying the celestial globe is the same as rectifying the terrestrial, viz. Elevate the pole according to the latitude of your place, then screw the quadrant of altitude to the zenith, on the bras meridian; bring the sun's place in the ecliptic to the graduated edge of the bras meridian, on the side

The celestial globe.

To rectify it.

side which is above the south point of the wooden horizon, and set the hour-index to the uppermost XII, which stands for noon.

N. B. The sun's place for any day of the year stands directly over that day on the horizon of the celestial globe, as it does on that of the terrestrial.

The *latitude* and *longitude* of the stars, and of all other celestial phenomena, are reckoned in a very different manner from the latitude and longitude of places on the earth: for all terrestrial latitudes are reckoned from the equator; and longitudes from the meridian of some remarkable place, as of London by the English, and of Paris by the French; though most of the French maps begin their longitude at the meridian of the island *Ferro*.—But the astronomers of all nations agree in reckoning the *latitudes* of the moon, stars, planets, and comets, from the *ecliptic*; and their *longitudes* from the * *equinoctial colure*, in that semicircle of it which cuts the ecliptic at the beginning of *Aries* ♈; and thence eastward, quite round, to the same semicircle again. Consequently those stars which lie between the equinoctial and the northern half of the ecliptic, have north declination and south latitude; those which lie between the equinoctial and the southern half of the ecliptic, have south declination and north latitude; and

* The great circle that passes through the equinoctial points at the beginning of ♈ and ♎, and through the poles of the world (which are two opposite points, each 90 degrees from the equinoctial) is called the *equinoctial colure*: and the great circle that passes through the beginning of ♊ and ♋, and also through the poles of the ecliptic, and poles of the world, is called the *solstitial colure*.

all those which lie between the tropics and poles, have their declinations and latitudes of the same denomination.

There are six great circles on the celestial globe, which cut the ecliptic perpendicularly, and meet in two opposite points in the polar circles; which points are each ninety degrees from the ecliptic, and are called its poles. These polar points divide those circles into 12 semicircles; which cut the ecliptic at the beginnings of the 12 signs. They resemble so many meridians on the terrestrial globe; and as all places which lie under any particular meridian semicircle on that globe, have the same longitude, so all those points of the heaven, through which any one of the above semicircles are drawn, have the same longitude.—And as the greatest latitudes on the earth are at the north and south poles of the earth, so the greatest latitudes in the heaven, are at the north and south poles of the ecliptic.

Constellations.

In order to distinguish the stars, with regard to their situations and positions in the heaven, the antients divided the whole visible firmament of stars into particular systems, which they called *constellations*; and digested them into the forms of such animals as are delineated upon the celestial globe. And those stars which lie between the figures of those imaginary animals, and could not be brought within the compass of any of them, were called *unformed stars*.

Because the moon and all the planets were observed to move in circles or orbits which cross the ecliptic (or line of the sun's path) at small angles, and to be on the north side of the ecliptic for one half of their course round the heaven of stars, and on the south side of it for the
other

other half, but never to go quite 8 degrees from it on either side, the ancients distinguished that space by two lesser circles, parallel to the ecliptic (one on each side) at 8 degrees distance from it. And the space included between these circles, they called the *zodiac*, because most of the 12 constellations placed therein resemble some living creature.—These constellations are, 1. *Aries* ♈, Its signs, the ram; 2. *Taurus* ♉, the bull; 3. *Gemini* ♊, the twins; 4. *Cancer* ♋, the crab; or divi-
5. *Leo* ♌, the lion; 6. *Virgo* ♍, the virgin; ons.
7. *Libra* ♎, the balance; 8. *Scorpio* ♏, the scorpion; 9. *Sagittarius* ♐, the archer; 10. *Capricornus* ♑, the goat; 11. *Aquarius* ♒, the water bearer; and 12. *Pisces* ♓, the fishes.

It is to be observed, that in the infancy of astronomy, these twelve constellations stood at or near the places of the ecliptic, where the above characteristics are marked upon the globe: but now, each constellation has got a whole sign forwarder, on account of the recession of the equinoctial points from their former places. So that the constellation of *Aries*, is now in the former place of *Taurus*; that of *Taurus*, in the former place of *Gemini*; and so on. Remark.

The stars appear of different magnitudes to the eye; probably because they are at different distances from us. Those which appear brightest and largest, are called *stars of the first magnitude*; the next to them in size and lustre, are called *stars of the second magnitude*; and so on to the *sixth*, which are the smallest that can be discerned by the bare eye.

Some of the most remarkable stars have names given them, as *Castor* and *Pollux* in the heads of the *Twins*, *Sirius* in the mouth of the *Great Dog*, *Procyon* in the side of the *Little Dog*, *Rigel* in

in the left foot of *Orion*, *Arcturus* near the right thigh of *Bootes*, &c.

These things being premised, which I think are all that the young *Tyro* need be acquainted with, before he begins to work any problem by this globe, we shall now proceed to the most useful of those problems; omitting several which are of little or no consequence.

P R O B L E M I.

*To find the * right ascension and † declination of the sun, or any fixed star.*

Bring the sun's place in the ecliptic to the brasen meridian, then that degree in the equinoctial which is cut by the meridian, is the sun's *right ascension*; and that degree of the meridian which is over the sun's place, is his *declination*. Bring any fixed star to the meridian, and its *right ascension* will be cut by the meridian in the equinoctial; and the degree of the meridian that stands over it, is its *declination*.

So that *right ascension* and *declination*, on the celestial globe, are found in the same manner as *longitude* and *latitude* on the terrestrial.

* The degree of the equinoctial, reckoned from the beginning of *Aries*, that comes to the meridian with the sun or star, is its *right ascension*.

† The distance of the sun or star in degrees from the equinoctial, towards either of the poles, north or south, is its *declination*, which is north or south accordingly.

P R O.

P R O B L E M II.

To find the latitude and longitude of any star.

If the given star be on the north side of the ecliptic, place the 90th degree of the quadrant of altitude on the north pole of the ecliptic, where the twelve semicircles meet; which divide the ecliptic into the 12 signs: but if the star be on the south side of the ecliptic, place the 90th degree of the quadrant on the south pole of the ecliptic: keeping the 90th degree of the quadrant on the proper pole, turn the quadrant about, until its graduated edge cuts the star: then, the number of degrees in the quadrant, between the ecliptic and the star, is its latitude; and the degree of the ecliptic cut by the quadrant is the star's longitude, reckoned according to the sign in which the quadrant then is.

P R O B L E M III.

To represent the face of the starry firmament, as seen from any given place of the earth, at any hour of the night.

Rectify the celestial globe for the given latitude, the zenith, and sun's place, in every respect, as taught by the 17th problem, for the terrestrial; and turn it about, until the index points to the given hour: then, the upper hemisphere of the globe will represent the visible half of the heaven for that time: all the stars
upon

upon the globe being then in such situations, as exactly correspond to those in the heaven. And if the globe be placed duly north and south, by means of a small sea-compass, every star on the globe will point toward the like star in the heaven: by which means, the constellations and remarkable stars may be easily known. All those stars which are in the eastern side of the horizon, are then rising in the eastern side of the heaven; all in the western, are setting in the western side; and all those under the upper part of the brazen meridian, between the south point of the horizon and the north pole, are at their greatest altitude, if the latitude of the place be north: but if the latitude be south, those stars which lie under the upper part of the meridian, between the north point of the horizon and the south pole, are at their greatest altitude.

P R O B L E M IV.

The latitude of the place, and day of the month, being given; to find the time when any known star will rise, or be on the meridian, or set.

Having rectified the globe, turn it about until the given star comes to the eastern side of the horizon, and the index will shew the time of the star's rising; then turn the globe westward, and when the star comes to the brazen meridian, the index will shew the time of the star's coming to the meridian of your place; lastly, turn on, until the star comes to the western side of the horizon, and the index will shew the time of the star's setting.

N. B.

N. B. In northern latitudes, those stars which are less distant from the north pole, than the quantity of its elevation above the north point of the horizon, never set; and those which are less distant from the south pole, than the number of degrees by which it is depressed below the horizon, never rise: and *vice versa* in southern latitudes.

P R O B L E M V.

To find at what time of the year a given star will be upon the meridian, at a given hour of the night.

Bring the given star to the upper semicircle of the brass meridian, and set the index to the given hour; then turn the globe, until the index points to XII at noon, and the upper semicircle of the meridian will then cut the sun's place, answering to the day of the year sought; which day may be easily found against the like place of the sun among the signs on the wooden horizon.

P R O B L E M VI.

*The latitude, day of the month, and * azimuth of any known star being given; to find the hour of the night.*

Having rectified the globe for the latitude, zenith, and sun's place; lay the quadrant of

* The number of degrees that the sun, moon, or any star, is from the meridian, either to the east or west, is called its *azimuth*.

altitude to the given degree of azimuth in the horizon: then turn the globe on its axis, until the star comes to the graduated edge of the quadrant; and when it does, the index will point out the hour of the night.

P R O B L E M VII.

The latitude of the place, the day of the month, and altitude of any known star, being given; to find the hour of the night.*

Rectify the globe as in the former problem, guess at the hour of the night, and turn the globe until the index points at the supposed hour; then lay the graduated edge of the quadrant of altitude over the known star, and if the degree of the star's height in the quadrant upon the globe, answers exactly to the degree of the star's observed altitude in the heaven, you have guessed exactly: but if the star on the globe is higher or lower than it was observed to be in the heaven, turn the globe backwards or forwards, keeping the edge of the quadrant upon the star, until its center comes to the observed altitude in the quadrant; and then, the index will shew the true time of the night.

* The number of degrees that the star is above the horizon, as observed by means of a common quadrant, is called its *altitude*.

P R O B L E M VIII.

An easy method for finding the hour of the night by any two known stars, without knowing either their altitude or azimuth; and then, of finding both their altitude and azimuth, and thereby the true meridian.

Tie one end of a thread to a common musket bullet; and, having rectified the globe as above, hold the other end of the thread in your hand, and carry it slowly round betwixt your eye and the starry heaven, until you find it cuts any two known stars at once. Then, guessing at the hour of the night, turn the globe until the index points to that time in the hour-circle; which done, lay the graduated edge of the quadrant over any one of these two stars on the globe, which the thread cut in the heaven. If the said edge of the quadrant cuts the other star also, you have guessed the time exactly; but if it does not, turn the globe slowly backwards or forwards, until the quadrant (kept upon either star) cuts them both through their centers: and then, the index will point out the exact time of the night; the degree of the horizon, cut by the quadrant, will be the true azimuth of both these stars from the south; and the stars themselves will cut their true altitudes in the quadrant. At which moment, if a common azimuth compass be so set upon a floor or level pavement, that these stars in the heaven may have the same bearing upon it (allowing for the variation of the needle) as the quadrant of altitude has in the wooden horizon of the globe, a thread extended over the north and south points of that compass will

will be directly in the plane of the meridian : and if a line be drawn upon the floor or pavement, along the course of the thread, and an upright wire be placed in the southmost end of the line, the shadow of the wire will fall upon that line, when the sun is on the meridian, and shines upon the pavement.

P R O B L E M IX.

To find the place of the moon, or of any planet ; and thereby to shew the time of its rising, setting, and setting.

Seek in *Parker's* or *Weaver's* Ephemeris the * geocentric place of the moon or planet in the ecliptic, for the given day of the month ; and, according to its longitude and latitude, as shewn by the Ephemeris, mark the same with a chalk upon the globe. Then, having rectified the globe, turn it round its axis westward ; and as the said mark comes to the eastern side of the horizon, to the brasen meridian, and to the western side of the horizon, the index will shew at what time the planet rises, comes to the meridian, and sets, in the same manner as it would do for a fixed star.

P R O B L E M X.

To explain the phenomena of the harvest-moon.

In order to do this, we must premise the following things. 1. That as the sun goes only

* The place of the moon or planet, as seen from the earth, is called its geocentric place.

once a year round the ecliptic, he can be but once a year in any particular point of it: and that his motion is almost a degree every 24 hours, at a mean rate. 2. That as the moon goes round the ecliptic once in 27 days and 8 hours, she advances $13\frac{1}{8}$ degrees in it, every day at a mean rate. 3. That as the sun goes through part of the ecliptic in the time the moon goes round it, the moon cannot at any time be either in conjunction with the sun, or opposite to him, in that part of the ecliptic where she was so the last time before; but must travel as much forwarder, as the sun has advanced in the said time; which being $29\frac{1}{2}$ days, makes almost a whole sign. Therefore, 4. The moon can be but once a year opposite to the sun, in any particular part of the ecliptic. 5. That the moon is never full but when she is opposite to the sun, because at no other time can we see all that half of her, which the sun enlightens. 6. That when any point of the ecliptic rises, the opposite point sets. Therefore, when the moon is opposite to the sun, she must rise at * sun-set. 7. That the different signs of the ecliptic rise at very different angles or degrees of obliquity with the horizon, especially in considerable latitudes; and that the smaller this angle is, the greater is the portion of the ecliptic that rises in any small part of time; and *vice versâ*. 8. That, in northern latitudes, no part of the ecliptic rises at so small an angle with the horizon, as *Pisces* and *Aries* do; therefore, a greater portion of the ecliptic rises in

* This is not always strictly true, because the moon does not keep in the ecliptic, but crosses it twice every month. However, the difference need not be regarded in a general explanation.

one hour, about these signs, than about any of the rest. 9. That the moon can never be full in *Pisces* and *Aries* but in our autumnal months, for at no other time of the year is the sun in the opposite signs *Virgo* and *Libra*.

These things premised, take $13\frac{1}{2}$ degrees of the ecliptic in your compasses, and beginning at *Pisces*, carry that extent all round the ecliptic, marking the places with a chalk, where the points of the compasses successively fall. So you will have the moon's daily motion marked out for one compleat revolution in the ecliptic (according to § 2 of the last paragraph.)

Rectify the globe for any considerable northern latitude, (as suppose that of London) and then, turning the globe round its axis, observe how much of the hour-circle the index has gone over, at the rising of each particular mark on the ecliptic; and you will find that seven of the marks (which take in as much of the ecliptic as the moon goes through in a week) will all rise successively about *Pisces* and *Aries*, in the time that the index goes over two hours. Therefore, whilst the moon is in *Pisces* and *Aries*, she will not differ in general above two hours in her rising for a whole week. But if you take notice of the marks on the opposite signs, *Virgo* and *Libra*, you will find that seven of them take nine hours to rise; which shews, that when the moon is in these two signs, she differs nine hours in her rising within the compass of a week. And so much later as every mark is of rising than the one that rose next before it, so much later will the moon be of rising on any day than she was on the day before, in the corresponding part of the heaven. The marks about *Cancer* and *Capricorn*
rise

rise at a mean difference of time between those about *Aries* and *Libra*.

Now, although the moon is in *Pisces* and *Aries* every month, and therefore must rise in those signs within the space of two hours later for a whole week, or only about 17 minutes later every day than she did on the former; yet she is never full in these signs, but in our autumnal months, *August* and *September*, when the sun is in *Virgo* and *Libra*. Therefore, no full moon in the year will continue to rise so near the time of sun-set for a week or so, as these two full moons do, which fall in the time of harvest.

In the winter months, the moon is in *Pisces* and *Aries* about her first quarter; and as these signs rise about noon in winter, the moon's rising in them passes unobserved. In the spring months, the moon changes in these signs, and consequently rises at the same time with the sun; so that it is impossible to see her at that time. In the summer months she is in these signs about her third quarter, and rises not until mid-night, when her rising is but very little taken notice of; especially as she is on the decrease. But in the harvest months she is at the full, when in these signs, and being opposite to the sun, she rises when the sun sets (or soon after) and shines all the night.

In southern latitudes, *Virgo* and *Libra* rise at as small angles with the horizon, as *Pisces* and *Aries* do in the northern; and as our spring is at the time of their harvest, it is plain their harvest full moons must be in *Virgo* and *Libra*; and will therefore rise with as little difference of time, as ours do in *Pisces* and *Aries*.

For a fuller account of this matter, I must refer the reader to my Astronomy, in which it is described at large.

P R O B L E M X I.

To explain the equation of time, or difference of time between well regulated clocks and true sun-dials.

The earth's motion on its axis being perfectly equable, and thereby causing an apparent equable motion of the starry heaven round the same axis, produced to the poles of the heaven; it is plain that equal portions of the celestial equator pass over the meridian in equal parts of time, because the axis of the world is perpendicular to the plane of the equator. And therefore, if the sun kept his annual course in the celestial equator, he would always revolve from the meridian to the meridian again in 24 hours exactly, as shewn by a well-regulated clock.

But as the sun moves in the ecliptic, which is oblique both to the plane of the equator and axis of the world, he cannot always revolve from the meridian to the meridian again in 24 equal hours; but sometimes a little sooner, and at other times a little later, because equal portions of the ecliptic pass over the meridian in unequal parts of time on account of its obliquity. And this difference is the same in all latitudes.

To shew this by a globe, make chalk-marks all around the equator and ecliptic, at equal distances from one another (suppose 10 degrees) beginning at *Aries* or at *Libra*, where these two circles intersect each other. Then turn the
globe


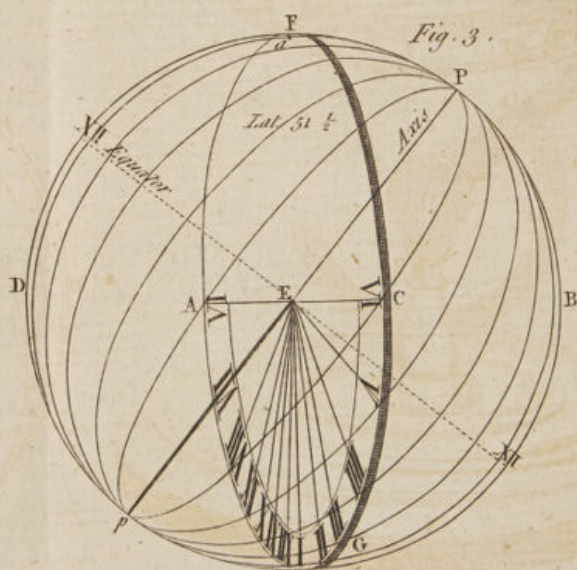
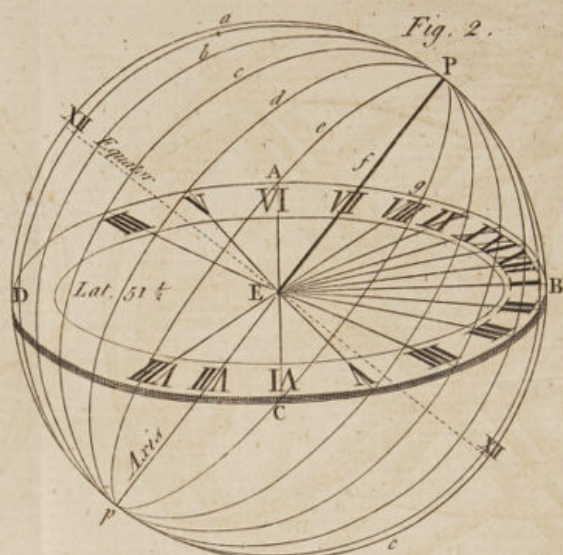
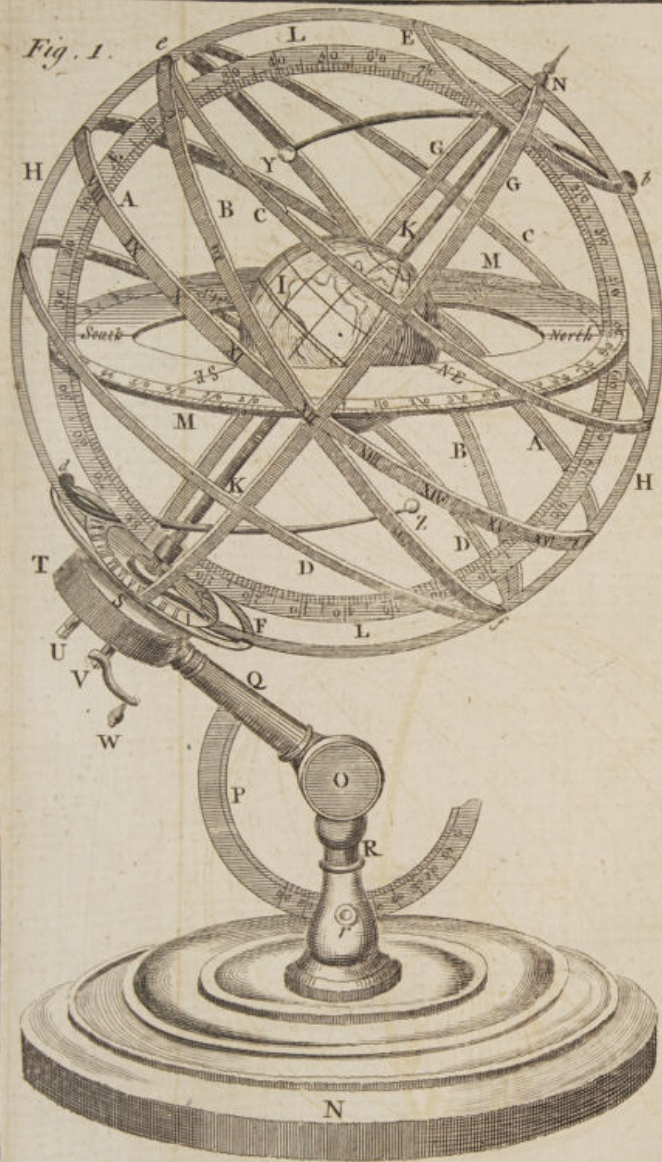


PLATE XX.



J. Ferguson delin.

J. Mynde sculp.

globe round its axis, and you will see that all the marks in the first quadrant of the ecliptic, or from the beginning of *Aries* to the beginning of *Cancer*, come sooner to the brasen meridian than their corresponding marks do on the equator: those in the second quadrant, or from the beginning of *Cancer* to the beginning of *Libra*, come later: those in the third quadrant, from *Libra* to *Capricorn*, sooner; and those in the fourth, from *Capricorn* to *Aries*, later. But those at the beginning of each quadrant come to the meridian at the same time with their corresponding marks on the equator.

Therefore, whilst the sun is in the first and third quadrants of the ecliptic, he comes sooner to the meridian every day than he would do if he kept in the equator; and consequently he is faster than a well regulated clock, which always keeps equable or equatorial time: and whilst he is in the second and fourth quadrants, he comes later to the meridian every day than he would do if he kept in the equator; and is therefore slower than the clock. But at the beginning of each quadrant, the sun and clock are equal.

And thus, if the sun moved equably in the ecliptic, he would be equal with the clock on four days of the year, which would have equal intervals of time between them. But as he moves faster at some times than at others (being eight days longer in the northern half of the ecliptic than in the southern) this will cause a second inequality; which combined with the former, arising from the obliquity of the ecliptic to the equator, makes up that difference, which is shewn by the common equation tables to be between good clocks and true sun-dials.

The description and use of the armillary sphere.

Plate XX. Whoever has seen a common *armillary sphere*,
 Fig. 1. and understands how to use it, must be sensible that the machine here referred to, is of a very different, and much more advantageous construction. And whoever has seen the curious glass sphere invented by Dr. LONG, or the figure of it in his Astronomy, must know that the furniture of the terrestrial globe in this machine, the form of the pedestal, and the manner of turning either the earthly globe, or the circles which surround it, are all copied from the Doctor's glass sphere; and that the only difference is, a parcel of rings instead of a glass celestial globe; and all the additions are a moon within the sphere, and a semicircle upon the pedestal.

The *armillary sphere*.

The exterior parts of this machine are a compass of brass rings, which represent the principal circles of the heaven, viz. 1. The equinoctial *AA*, which is divided into 360 degrees (beginning at its intersection with the ecliptic in *Aries*) for shewing the sun's right ascension in degrees; and also into 24 hours, for shewing his right ascension in time. 2. The ecliptic *BB*, which is divided into 12 signs, and each sign into 30 degrees, and also into the months and days of the year; in such a manner, that the degree or point of the ecliptic in which the sun is, on any given day, stands over that day in the circle of months. 3. The tropic of *Cancer CC*, touching the ecliptic at the beginning of *Cancer* in *e*, and the tropic of *Capricorn DD*, touching the ecliptic at the beginning of *Capricorn* in *f*; each $23\frac{1}{2}$ degrees from

from the equinoctial circle. 4. The arctic circle *E*, and the antarctic circle *F*, each $23\frac{1}{2}$ degrees from its respective pole at *N* and *S*. 5. The equinoctial colure *GG*, passing through the north and south poles of the heaven at *N* and *S*, and through the equinoctial points *Aries*, and *Libra*, in the ecliptic. 6. The solstitial colure *HH*, passing through the poles of the heaven, and through the solstitial points *Cancer* and *Capricorn*, in the ecliptic. Each quarter of the former of these colures is divided into 90 degrees, from the equinoctial to the poles of the world, for shewing the declination of the sun, moon, and stars; and each quarter of the latter, from the ecliptic at *e* and *f*, to its poles *b* and *d*, for shewing the latitudes of the stars.

In the north pole of the ecliptic is a nut *b*, to which is fixed one end of a quadrantal wire, and to the other end a small sun *X*, which is carried round the ecliptic *BB*, by turning the nut: and in the south-pole of the ecliptic is a pin at *d*, on which is another quadrantal wire, with a small moon *Z* upon it, which may be moved round by hand: but there is a particular contrivance for causing the moon to move in an orbit which crosses the ecliptic at an angle of $5\frac{1}{3}$ degrees, in two opposite points called the *moon's nodes*; and also for shifting these points backward in the ecliptic, as the *moon's nodes* shift in the heaven.

Within these circular rings is a small terrestrial globe *I*, fixt on an axis *KK*, which extends from the north and south poles of the globe at *n* and *s*, to those of the celestial sphere at *N* and *S*. On this axis is fixt the flat celestial meridian *LL*, which may be set directly over the meridian of any place on the globe, and then turned round with the globe, so as to keep over the same

meridian upon it. This flat meridian is graduated the same way as the brass meridian of a common globe, and its use is much the same. To this globe is fitted the moveable horizon *MM*, so as to turn upon two strong wires proceeding from its east and west points to the globe, and entering the globe at opposite points of its equator, which is a moveable brass ring let into the globe in a groove all around its equator. The globe may be turned by hand within this ring, so as to place any given meridian upon it, directly under the celestial meridian *LL*. The horizon is divided into 360 degrees all around its outermost edge, within which are the points of the compass, for shewing the amplitude of the sun and moon, both in degrees and points. The celestial meridian *LL* passes through two notches in the north and south points of the horizon, as in a common globe: but here, if the globe be turned round, the horizon and meridian turn with it. At the south pole of the sphere is a circle of 24 hours, fixt to the rings, and on the axis is an index which goes round that circle, if the globe be turned round its axis.

The whole fabric is supported on a pedestal *N*, and may be elevated or depressed upon the joint *O*, to any number of degrees from 0 to 90, by means of the arc *P*, which is fixed in the strong brass arm *Q*, and slides in the upright piece *R*, in which is a screw at *r*, to fix it at any proper elevation.

In the box *T* are two wheels (as in Dr. Long's sphere) and two pinions, whose axes come out at *V* and *U*; either of which may be turned by the small winch *W*. When the winch is put upon the axis *V*, and turned backward, the terrestrial

restrial globe, with its horizon and celestial meridian, keep at rest; and the whole sphere of circles turns round from east, by south, to west, carrying the sun X , and moon Z , round the same way, and causing them to rise above and set below the horizon. But when the winch is put upon the axis U , and turned forward, the sphere with the sun and moon keep at rest; and the earth, with its horizon and meridian, turn round from west, by south, to east; and bring the same points of the horizon to the sun and moon, to which these bodies came when the earth kept at rest, and they were carried round it; shewing that they rise and set in the same points of the horizon, and at the same times in the hour-circle, whether the motion be in the earth or in the heaven. If the earthly globe be turned, the hour-index goes round its hour-circle; but if the sphere be turned, the hour-circle goes round below the index.

And so, by this construction, the machine is equally fitted to shew either the real motion of the earth, or the apparent motion of the heaven.

To rectify the sphere for use, first slacken the screw r in the upright stem R , and taking hold of the arm Q , move it up or down until the given degree of latitude for any place be at the side of the stem R ; and then the axis of the sphere will be properly elevated, so as to stand parallel to the axis of the world, if the machine be set north and south by a small compass: this done, count the latitude from the north-pole, upon the celestial meridian LL , down towards the north notch of the horizon, and set the horizon to that latitude; then, turn the nut b until the sun X comes to the given day of the year in
the

the ecliptic, and the sun will be at its proper place for that day : find the place of the moon's ascending node, and also the place of the moon, by an Ephemeris, and set them right accordingly : lastly, turn the winch *W*, until either the sun comes to the meridian *LL*, or until the meridian comes to the sun (according as you want the sphere or earth to move) and set the hour-index to the XII, marked noon, and the whole machine will be rectified.—Then turn the winch, and observe when the sun or moon rise and set in the horizon, and the hour-index will shew the times thereof for the given day.

As those who understand the use of the globes will be at no loss to work many other problems by this sphere, it is needless to enlarge any farther upon it.

LECT. X.

The principles and art of dialing.

Prelimi-
naries.

A Dial is a plane, upon which lines are described in such a manner, that the shadow of a wire, or of the upper edge of a plate stile, erected perpendicularly on the plane of the dial, may shew the true time of the day.

The edge of the plate by which the time of the day is found, is called the stile of the dial, which must be parallel to the earth's axis; and the line on which the said plate is erected, is called the substile.

The angle included between the substile and stile, is called the elevation, or height of the stile.

Those dials whose planes are parallel to the plane of the horizon, are called horizontal dials; and

and those dials whose planes are perpendicular to the plane of the horizon, are called vertical, or erect dials.

Those erect dials, whose planes directly front the north or south, are called direct north or south dials; and all other erect dials are called decliners, because their planes are turned away from the north or south.

Those dials whose planes are neither parallel nor perpendicular to the plane of the horizon, are called inclining, or reclining dials, according as their planes make acute or obtuse angles with the horizon; and if their planes are also turned aside from facing the south or north, they are called declining-inclining, or declining-reclining dials.

The intersection of the plane of the dial, with that of the meridian, passing through the stile, is called the meridian of the dial, or the hour-line of XII.

Those meridians, whose planes pass through the stile, and make angles of 15, 30, 45, 60, 75, and 90 degrees with the meridian of the place (which marks the hour-line of XII) are called hour-circles; and their intersections with the plane of the dial, are called hour-lines.

In all declining dials, the substile makes an angle with the hour-line of XII; and this angle is called the distance of the substile from the meridian.

The declining plane's difference of longitude, is the angle formed at the intersection of the stile and plane of the dial, by two meridians; one of which passes through the hour-line of XII, and the other through the substile.

This

This much being premised concerning dials in general, we shall now proceed to explain the different methods of their construction.

Plate XX.
Fig. 2.

The universal
principle
on which
dialing
depends.

If the whole earth $a P c p$ were transparent, and hollow, like a sphere of glass, and had its equator divided into 24 equal parts by so many meridian semicircles, a, b, c, d, e, f, g , &c. one of which is the geographical meridian of any given place, as London (which is supposed to be at the point a ;) and if the hours of XII were marked at the equator, both upon that meridian and the opposite one, and all the rest of the hours in order on the rest of the meridians, those meridians would be the hour-circles of London: then, if the sphere had an opaque axis, as $P E p$, terminating in the poles P and p , the shadow of the axis would fall upon every particular meridian and hour, when the sun came to the plane of the opposite meridian, and would consequently shew the time at London, and at all other places on the meridian of London.

Horizontal
dial.

If this sphere was cut through the middle by a solid plane $A B C D$, in the rational horizon of London, one half of the axis $E P$ would be above the plane, and the other half below it; and if straight lines were drawn from the center of the plane, to those points where its circumference is cut by the hour-circles of the sphere, those lines would be the hour-lines of a horizontal dial for London: for the shadow of the axis would fall upon each particular hour-line of the dial, when it fell upon the like hour-circle of the sphere.

Fig. 3.

If the plane which cuts the sphere be upright, as $A F C G$, touching the given place (London) at F , and directly facing the meridian of London,

don, it will then become the plane of an erect direct south dial: and if right lines be drawn from its center *E*, to those points of its circumference where the hour-circles of the sphere cut it, these will be the hour-lines of a vertical or direct south dial for London, to which the hours are to be set as in the figure (contrary to those on a horizontal dial) and the lower half *E p* of the axis will cast a shadow on the hour of the day in this dial, at the same time that it would fall upon the like hour-circle of the sphere, if the dial-plane was not in the way.

If the plane (still facing the meridian) be made to incline, or recline, by any given number of degrees, the hour-circles of the sphere will still cut the edge of the plane in those points to which the hour-lines must be drawn straight from the center; and the axis of the sphere will cast a shadow on these lines at the respective hours. The like will still hold, if the plane be made to decline by any given number of degrees from the meridian, towards the east or west: provided the declination be less than 90 degrees, or the reclination be less than the co-latitude of the place: and the axis of the sphere will be a gnomon, or stile, for the dial. But it cannot be a gnomon, when the declination is quite 90 degrees, nor when the reclination is equal to the co-latitude; because in these two cases, the axis has no elevation above the plane of the dial.

And thus it appears, that the plane of every dial represents the plane of some great circle upon the earth; and the gnomon the earth's axis, whether it be a small wire, as in the above figures, or the edge of a thin plate, as in the common horizontal dials.

The

The whole earth, as to its bulk, is but a point, if compared to its distance from the sun: and therefore, if a small sphere of glass be placed upon any part of the earth's surface, so that its axis be parallel to the axis of the earth, and the sphere have such lines upon it, and such planes within it, as above described; it will shew the hours of the day as truly as if it were placed at the earth's center, and the shell of the earth were as transparent as glass.

But because it is impossible to have a hollow sphere of glass perfectly true, blown round a solid plane; or if it was, we could not get at the plane within the glass to set it in any given position; we make use of a wire-sphere to explain the principles of dialing, by joining 24 semicircles together at the poles, and putting a thin flat plate of brass within it.

*Dialing
by the
common
terrestrial
globe.*

A common globe, of 12 inches diameter, has generally 24 meridian semicircles drawn upon it. If such a globe be elevated to the latitude of any given place, and turned about until any one of these meridians cuts the horizon in the north point, where the hour of XII is supposed to be marked, the rest of the meridians will cut the horizon at the respective distances of all the other hours from XII. Then, if these points of distance be marked on the horizon, and the globe be taken out of the horizon, and a flat board or plate be put into its place, even with the surface of the horizon; and if straight lines be drawn from the center of the board, to those points of distance on the horizon which were cut by the 24 meridian semicircles, these lines will be the hour-lines of a horizontal dial for that latitude, the edge of whose gnomon must be in the very same situation that the axis of the

globe was, before it was taken out of the horizon: that is, the gnomon must make an angle with the plane of the dial, equal to the latitude of the place for which the dial is made.

If the pole of the globe be elevated to the * co-latitude of the given place, and any meridian be brought to the north point of the horizon, the rest of the meridians will cut the horizon in the respective distances of all the hours from XII, for a direct south dial, whose gnomon must make an angle with the plane of the dial, equal to the co-latitude of the place; and the hours must be set the contrary way on this dial, to what they are on the horizontal.

But if your globe have more than 24 meridian semicircles upon it, you must take the following method for making *horizontal* and *south dials*.

Elevate the pole to the latitude of your place, To con-
and turn the globe until any particular meridian ^{struct a}
(suppose the first) comes to the north point of ^{horizontal}
the horizon, and the opposite meridian will cut ^{dial.}
the horizon in the south. Then, set the hour-index to the uppermost XII on its circle; which done, turn the globe westward until 15 degrees of the equator pass under the brasen meridian, and then the hour-index will be at I, (for the sun moves 15 degrees every hour) and the first meridian will cut the horizon in the number of degrees from the north point, that I is distant from XII. Turn on, until other 15 degrees of the equator pass under the brasen meridian, and the hour-index will then be at II, and the first me-

* If the latitude be subtracted from 90 degrees, the remainder is called the co-latitude, or complement of the latitude.

ridian will cut the horizon in the number of degrees that II is distant from XII: and so, by making 15 degrees of the equator pass under the brazen meridian for every hour, the first meridian of the globe will cut the horizon in the distances of all the hours from XII to VI, which is just 90 degrees; and then you need go no farther, for the distances of XI, X, IX, VIII, VII, and VI, in the forenoon, are the same from XII, as the distances of I, II, III, IV, V, and VI, in the afternoon: and these hour-lines continued through the center, will give the opposite hour-lines on the other half of the dial: but no more of these lines need be drawn, than what answer to the sun's continuance above the horizon of your place on the longest day, which may be easily found by the 26th problem of the foregoing lecture.

Thus, to make a horizontal dial for the latitude of London, which is $51\frac{1}{2}$ degrees north, elevate the north pole of the globe $51\frac{1}{2}$ degrees above the north point of the horizon, and then turn the globe, until the first meridian (which is that of London on the English terrestrial globe) cuts the north point of the horizon, and set the hour-index to XII at noon.

Then, turning the globe westward until the index points successively to I, II, III, IIII, V, and VI, in the afternoon; or until 15, 30, 45, 60, 75, and 90 degrees of the equator pass under the brazen meridian, you will find that the first meridian of the globe cuts the horizon in the following numbers of degrees from the north towards the east, viz. $11\frac{2}{3}$, $24\frac{1}{4}$, $38\frac{1}{2}$, $53\frac{1}{2}$, $71\frac{1}{3}$, and 90; which are the respective distances of the above hours from XII upon the plane of the horizon.


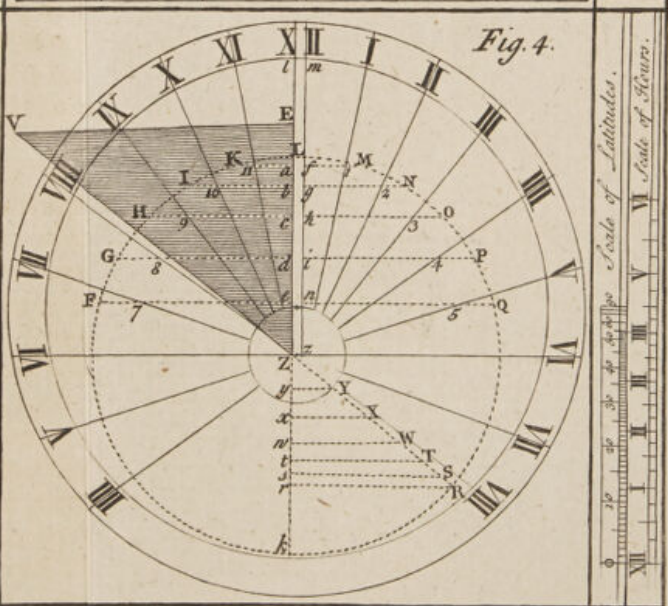
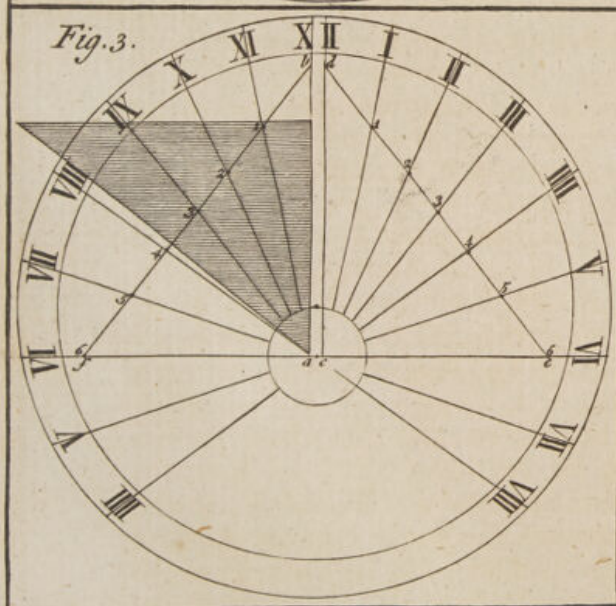
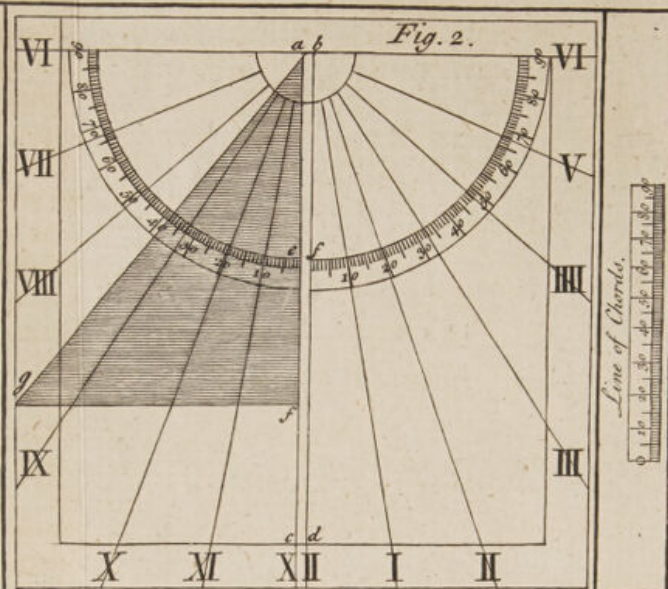
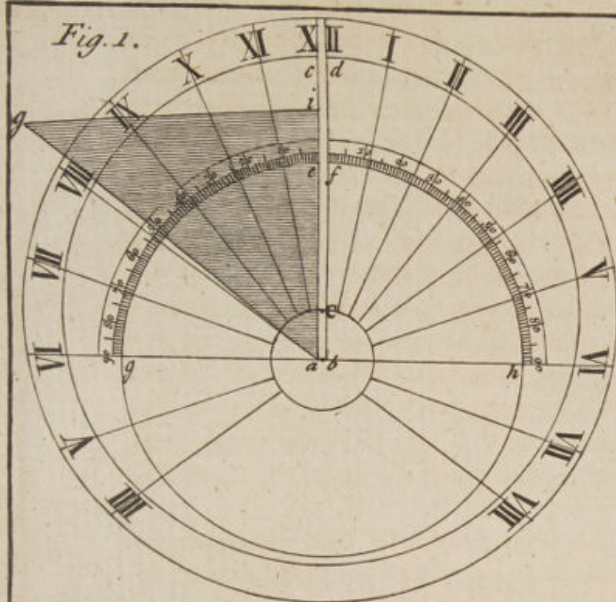


PLATE XXI.



J. Ferguson delin.

J. Mynde sc.

To transfer these, and the rest of the hours, *PlateXXI:* to a horizontal plane, draw the parallel right *Fig. 1.* lines *ac* and *bd* upon that plane, as far from each other as is equal to the intended thickness of the gnomon or stile of the dial, and the space included between them will be the meridian or twelve o'clock line on the dial. Cross this meridian at right angles with the six o'clock line *gb*, and setting one foot of your compasses in the intersection *a*, as a center, describe the quadrant *ge* with any convenient radius or opening of the compasses: then, setting one foot in the intersection *b*, as a center, with the same radius describe the quadrant *fb*, and divide each quadrant into 90 equal parts or degrees, as in the figure.

Because the hour-lines are less distant from each other about noon, than in any other part of the dial, it is best to have the centers of these quadrants at a little distance from the center of the dial-plane, on the side opposite to XII, in order to enlarge the hour-distances thereabout under the same angles on the plane. Thus, the center of the plane is at *C*, but the centers of the quadrants at *a* and *b*.

Lay a ruler over the point *b* (and keeping it there for the center of all the afternoon hours in the quadrant *fb*) draw the hour-line of I, through $11\frac{2}{3}$ degrees in the quadrant; the hour-line of II, through $24\frac{1}{4}$ degrees; of III, through $38\frac{1}{2}$ degrees; IIII, through $53\frac{1}{2}$, and V through $71\frac{2}{3}$: and because the sun rises about four in the morning, on the longest days at London, continue the hour-lines of IIII and V, in the afternoon, through the center *b* to the opposite side of the dial.—This done, lay the ruler to the center *a*, of the quadrant *eg*, and through the

Y

like

like divisions or degrees of that quadrant, viz. $11\frac{2}{3}$, $24\frac{1}{4}$, $38\frac{1}{2}$, $53\frac{1}{2}$, and $71\frac{1}{3}$, draw the forenoon hour-lines of XI, X, IX, VIII, and VII; and because the sun sets not before eight in the evening on the longest days, continue the hour-lines of VII and VIII in the forenoon, through the center *a*, to VII and VIII in the afternoon; and all the hour-lines will be finished on this dial; to which the hours may be set, as in the figure.

Lastly, through $51\frac{1}{2}$ degrees of either quadrant, and from its center, draw the right line *ag* for the hypotenuse or axis of the gnomon *agi*; and from *g*, let fall the perpendicular *gi*, upon the meridian line *ai*, and there will be a triangle made, whose sides are *ag*, *gi*, and *ia*. If a plate similar to this triangle be made as thick as the distance between the lines *ac* and *bd*, and set upright between them, touching at *a* and *b*, its hypotenuse *ag* will be parallel to the axis of the world, when the dial is truly set; and will cast a shadow on the hour of the day.

N. B. The trouble of dividing the two quadrants may be saved, if you have a scale with a line of chords upon it, such as that on the right hand of the plate: for if you extend the compasses from 0 to 60 degrees of the line of chords, and with that extent, as a radius, describe the two quadrants upon their respective centers, the above distances may be taken with the compasses upon the line, and set off upon the quadrants.

Fig. 2.
To construct an
erect south
dial.

To make an erect direct south dial. Elevate the pole to the co-latitude of your place, and proceed in all respects as above taught for the horizontal dial, from VI in the morning to VI in the afternoon, only the hours must be reversed, as in the figure; and the hypotenuse *ag*, of the gnomon

gnomon *agf*, must make an angle with the dial-plane equal to the co-latitude of the place. As the sun can shine no longer on this dial, than from six in the morning until six in the evening, there is no occasion for having any more than twelve hours upon it.

To make an erect dial, declining from the south towards the east or west. Elevate the pole to the latitude of your place, and screw the quadrant of altitude to the zenith. Then, if your dial declines towards the east (which we shall suppose it to do at present) count in the horizon the degrees of declination, from the east point towards the north, and bring the lower end of the quadrant to that degree of declination at which the reckoning ends. This done, bring any particular meridian of your globe (as suppose the first meridian) directly under the graduated edge of the upper part of the brazen meridian, and set the hour-index to XII at noon. Then, keeping the quadrant of altitude at the degree of declination in the horizon, turn the globe eastward on its axis, and observe the degrees cut by the first meridian in the quadrant of altitude (counted from the zenith) as the hour-index comes to XI, X, IX, &c. in the forenoon, or as 15, 30, 45, &c. degrees of the equator pass under the brazen meridian at these hours respectively; and the degrees then cut in the quadrant by the first meridian, are the respective distances of the forenoon hours from XII on the plane of the dial.—Then, for the afternoon hours, turn the quadrant of altitude round the zenith until it comes to the degree in the horizon opposite to that where it was placed before; namely, as far from the west point of the horizon towards the south, as it was set at first from the east point towards the north; and turn the globe westward

To construct an erect declining dial.

on its axis, until the first meridian comes to the brazen meridian again, and the hour-index to XII: then, continue to turn the globe westward, and as the index points to the afternoon hours I, II, III, &c. or as 15, 30, 45, &c. degrees of the equator pass under the brazen meridian, the first meridian will cut the quadrant of altitude in the respective number of degrees from the zenith, that each of these hours is from XII on the dial.—And note, that when the first meridian goes off the quadrant at the horizon, in the forenoon, the hour-index shews the time when the sun will come upon this dial: and when it goes off the quadrant in the afternoon, the index will point to the time when the sun goes off the dial.

Having thus found all the hour-distances from XII, lay them down upon your dial-plate, either by dividing a semicircle into two quadrants of 90 degrees each (beginning at the hour-line of XII) or by the line of chords, as above directed.

In all declining dials, the line on which the stile or gnomon stands (commonly called the *substile-line*) makes an angle with the twelve o'clock line, and falls among the forenoon hour-lines, if the dial declines towards the east; and among the afternoon hour-lines, when the dial declines towards the west; that is, to the left hand from the twelve o'clock line in the former case, and to the right hand from it in the latter.

To find the distance of the substile from the twelve o'clock line; if your dial declines from the south toward the east, count the degrees of that declination in the horizon from the east point toward the north, and bring the lower end of the quadrant of altitude to that degree of declination

declination where the reckoning ends: then, turn the globe until the first meridian cuts the horizon in the like number of degrees, counted from the south point toward the east; and the quadrant and first meridian will then cross one another at right angles, and the number of degrees of the quadrant, which are intercepted between the first meridian and the zenith, is equal to the distance of the substile line from the twelve o'clock line; and the number of degrees of the first meridian, which are intercepted between the quadrant and the north pole, is equal to the elevation of the stile above the plane of the dial.

If the dial declines westward from the south, count that declination from the east point of the horizon towards the south, and bring the quadrant of altitude to the degree in the horizon at which the reckoning ends; both for finding the forenoon hours, and the distance of the substile from the meridian: and for the afternoon hours, bring the quadrant to the opposite degree in the horizon, namely, as far from the west towards the north, and then proceed in all respects as above.

Thus, we have finished our declining dial; and in so doing, we made four dials, viz.

1. A north dial, declining eastward by the same number of degrees. 2. A north dial, declining the same number west. 3. A south dial, declining east. And, 4. a south dial declining west. Only, placing the proper number of hours, and the stile or gnomon respectively, upon each plane. For (as above-mentioned) in the south-west plane, the substilar-line falls among the afternoon hours; and in the south-east, of the same declination among the forenoon

hours, at equal distances from XII. And so, all the morning hours on the west decliner will be like the afternoon hours on the east decliner: the south-east decliner will produce the north-west decliner; and the south-west decliner, the north-east decliner, by only extending the hour-lines, stile and substile, quite through the center: the axis of the stile (or edge that casts the shadow on the hour of the day) being in all dials whatever parallel to the axis of the world, and consequently pointing towards the north pole of the heaven in north latitudes, and towards the south pole, in south latitudes. *See more of this in the following lecture.*

An easy
method
for con-
structing
of dials.

But because every one who would like to make a dial, may perhaps not be provided with a globe to assist him, and may probably not understand the method of doing it by logarithmic calculation; we shall shew how to perform it by the plain dialing lines, or scale of latitudes and hours; such as those on the right hand of Fig. 4. in Plate XXI, or at the top of Plate XXII, and which may be had on scales commonly sold by the mathematical instrument makers.

This is the easiest of all mechanical methods, and by much the best, when the lines are truly divided: not only the half hours and quarters may be laid down by all of them, but every fifth minute by most, and every single minute by those where the line of hours is a foot in length.

Fig. 3.

Having drawn your double meridian line ab , cd , on the plane intended for a horizontal dial, and crossed it at right angles by the fix o'clock line fe (as in Fig. 1.) take the latitude of your place with the compasses, in the scale of latitudes, and set that extent from c to e , and from a to f , on the fix o'clock line: then, taking the whole fix hours

hours between the points of the compasses in the scale of hours, with that extent set one foot in the point *c*, and let the other foot fall where it will upon the meridian line *cd*, as at *d*. Do the same from *f* to *b*, and draw the right lines *ed* and *fb*, each of which will be equal in length to the whole scale of hours. This done, setting one foot of the compasses in the beginning of the scale at XII, and extending the other to each hour on the scale, lay off these extents from *d* to *e* for the afternoon hours, and from *b* to *f* for those of the forenoon: this will divide the lines *de* and *bf* in the same manner as the hour-scale is divided, at 1, 2, 3, 4, 5 and 6; on which the quarters may also be laid down, if required. Then, laying a ruler on the point *c*, draw the first five hours in the afternoon, from that point, through the dots at the numeral figures 1, 2, 3, 4, 5, on the line *de*; and continue the lines of IIII and V through the center *c* to the other side of the dial, for the like hours of the morning; which done, lay the ruler on the point *a*, and draw the last five hours in the forenoon through the dots 5, 4, 3, 2, 1, on the line *fb*; continuing the hour-lines of VII and VIII through the center *a* to the other side of the dial, for the like hours of the evening; and set the hours to their respective lines as in the figure. Lastly, make the gnomon the same way as taught above for the horizontal dial, and the whole will be finished.

To make an erect south dial, take the co-latitude of your place from the scale of latitudes, and then proceed in all respects for the hour-lines, as in the horizontal dial; only reversing the hours, as in Fig. 2; and making the angle of the stile's height equal to the co-latitude.

I have drawn out a set of dialing lines upon the top of the 22d Plate, large enough for making a dial of nine inches diameter, or more inches if required; and have drawn them tolerably exact for common practice, to every quarter of an hour. This scale may be cut off from the plate, and pasted on wood, or upon the inside of one of the boards of this book; and then it will be somewhat more exact than it is on the plate, for being rightly divided upon the copper-plate, and printed off on wet paper, it shrinks as the paper dries: but when it is wetted again, it stretches to the same size as when newly printed; and if pasted on while wet, it will remain of that size afterward.

But lest the young dialist should have neither globe nor wooden scale, and should tear or otherwise spoil the paper one in pasting, we shall now shew him how he may make a dial without any of these helps. Only, if he has not a line of chords, he must divide a quadrant into 90 equal parts or degrees for taking the proper angle of the stile's elevation, which is easily done.

Fig. 4.

*Horizontal
dial.*

With any opening of the compasses, as ZL , describe the two semicircles LFk and LQk , upon the centers Z and z , where the six o'clock line crosses the double meridian line, and divide each semicircle into 12 equal parts, beginning at L (though, strictly speaking, only the quadrants from L to the six o'clock line need be divided): then connect the divisions which are equidistant from L , by the parallel lines KM , IN , HO , GP , and FQ . Draw VZ for the hypotenuse of the stile, making the angle VZE equal to the latitude of your place; and continue the line VZ to R . Draw the line Rr parallel to the six o'clock line, and set off the distance aK from Z to r ,


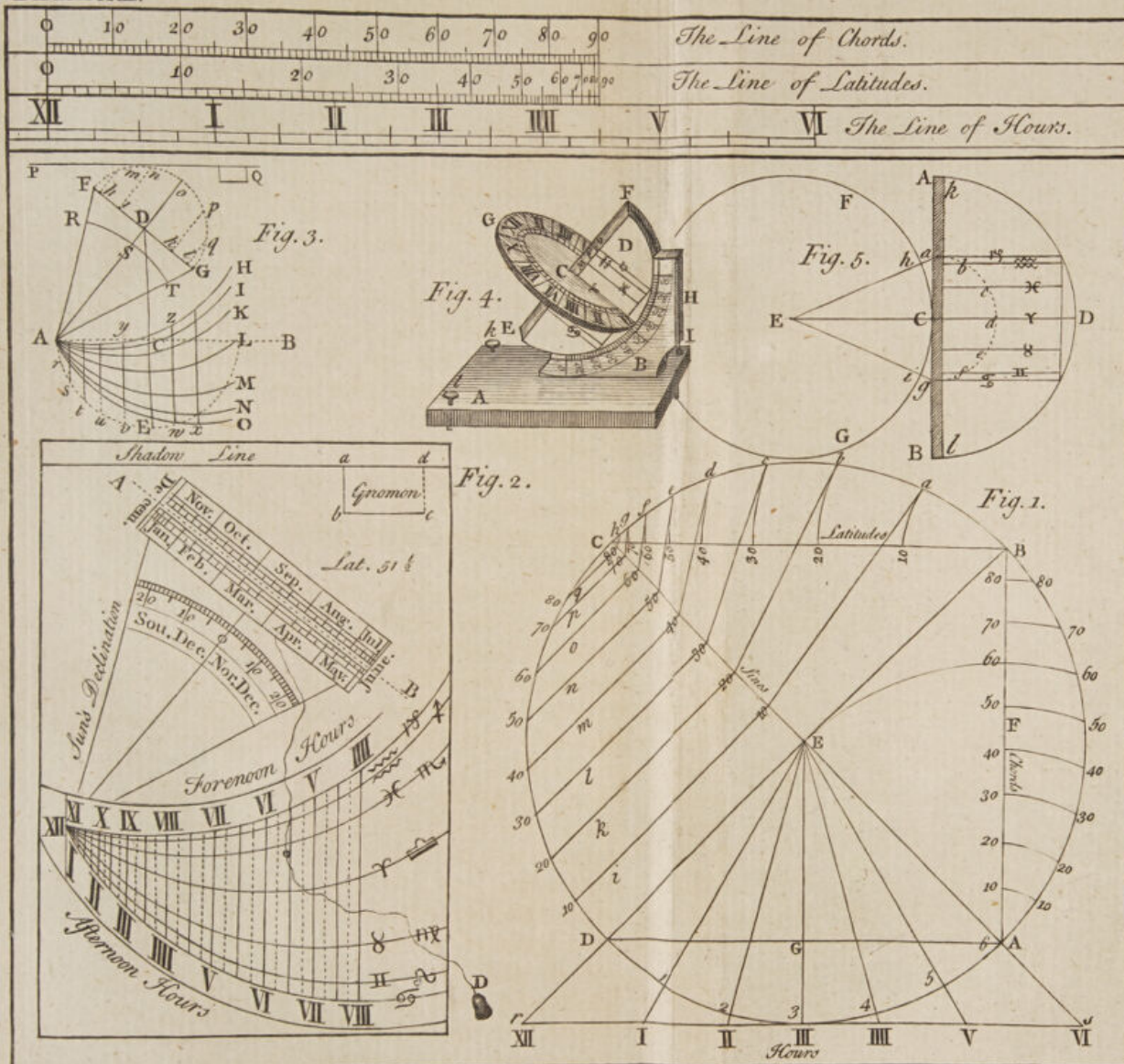


PLATE XVII.



J. Ferguson delin.

J. Mynde sc.

the distance bI from Z to X , eH from Z to W , dG from Z to T , and eF from Z to S . Then draw the lines Ss , Tt , Ww , Xx , and Yy , each parallel to Rr . Set off the distance yY from a to 11 , and from f to 1 ; the distance xX from b to 10 , and from g to 2 ; wW from c to 9 , and from h to 3 ; tT from d to 8 , and from i to 4 ; sS from e to 7 , and from n to 5 . Then laying a ruler to the center Z , draw the forenoon hour-lines through the points 11 , 10 , 9 , 8 , 7 ; and laying it to the center z , draw the afternoon lines through the points 1 , 2 , 3 , 4 , 5 ; continuing the forenoon lines of VII and VIII through the center Z , to the opposite side of the dial, for the like afternoon hours; and the afternoon lines IIII and V through the center z , to the opposite side, for the like morning hours. Set the hours to these lines as in the figure, and then erect the stile or gnomon, and the horizontal dial will be finished.

To construct a south dial, draw the line VZ , *South dial.* making an angle with the meridian ZL equal to the co-latitude of your place; and proceed in all respects as in the above horizontal dial for the same latitude, reversing the hours as in Fig. 2, and making the elevation of the gnomon equal to the co-latitude.

Perhaps it may not be unacceptable to explain the method of constructing the dialing lines, and some others; which is as follows.

With any opening of the compasses, as EA , *Plate XXII.* according to the intended length of the scale, describe the circle $ADCB$, and cross it at right angles by the diameters CEA and DEB . *Fig. 1.* Divide the quadrant AB first into 9 equal parts, *Dialing lines, now constructed.* and then each part into 10; so shall the quadrant be divided into 90 equal parts or degrees. Draw the

the right line AFB for the chord of this quadrant, and setting one foot of the compasses in the point A , extend the other to the several divisions of the quadrant, and transfer these divisions to the line AFB by the arcs 10 10, 20 20, &c. and this will be a line of chords, divided into 90 unequal parts; which, if transferred from the line back again to the quadrant, will divide it equally. It is plain by the figure, that the distance from A to 60 in the line of chords, is just equal to AE , the radius of the circle from which that line is made; for if the arc 60 60 be continued, of which A is the center, it goes exactly through the center E of the arc AB .

And therefore, in laying down any number of degrees on a circle, by the line of chords, you must first open the compasses so, as to take in just 60 degrees upon that line, as from A to 60: and then, with that extent, as a radius, describe a circle which will be exactly of the same size with that from which the line was divided: which done, set one foot of the compasses in the beginning of the chord line, as at A , and extend the other to the number of degrees you want upon the line, which extent, applied to the circle, will include the like number of degrees upon it.

Divide the quadrant CD into 90 equal parts, and from each point of division draw right lines, as i, k, l , &c. to the line CE ; all perpendicular to that line, and parallel to DE , which will divide EC into a line of fines; and although these are seldom put among the dialing lines on a scale, yet they assist in drawing the line of latitudes. For, if a ruler be laid upon the point D , and over each division in the line of fines, it will divide the quadrant CB into 90 unequal parts,

as

as Ba , ab , &c. shewn by the right lines $20a$, $20b$, $30c$, &c. drawn along the edge of the ruler. If the right line BC be drawn, subtending this quadrant, and the nearest distances Ba , Bb , Bc , &c. be taken in the compasses from B , and set upon this line in the same manner as directed for the line of chords, it will make a line of latitudes BC , equal in length to the line of chords AB , and of an equal number of divisions, but very unequal as to their lengths.

Draw the right line DGA , subtending the quadrant DA ; and parallel to it, draw the right line rs , touching the quadrant DA at the numeral figure 3. Divide this quadrant into six equal parts, as 1, 2, 3, &c. and through these points of division draw right lines from the center E to the line rs , which will divide it at the points where the six hours are to be placed, as in the figure. If every sixth part of the quadrant be subdivided into four equal parts, right lines drawn from the center through these points of division, and continued to the line rs , will divide each hour upon it into quarters.

In Fig. 2. we have the representation of a *A dial on a card*. portable dial, which may be easily drawn on a card, and carried in a pocket-book. The lines ad , ab and bc of the gnomon must be cut quite through the card; and as the end ab of the gnomon is raised occasionally above the plane of the dial, it turns upon the uncut line cd as on a hinge. The line dotted AB must be slit quite through the card, and the thread must be put through the slit, and have a knot tied behind, to keep it from being easily drawn out. On the other end of this thread is a small plummet D , and on the middle of it a small bead for shewing the hour of the day.

To

To rectify this dial, set the thread in the slit 't'ight against the day of the month, and stretch the thread from the day of the month over the angular point where the curve lines meet at XII; then shift the bead to that point on the thread, and the dial will be rectified.

To find the hour of the day, raise the gnomon (no matter how much or how little) and hold the edge of the dial next the gnomon towards the sun, so as the uppermost edge of the shadow of the gnomon may just cover the *shadow-line*; and the bead then playing freely on the face of the dial, by the weight of the plummet, will shew the time of the day among the hour-lines, as it is forenoon or afternoon.

To find the time of sun-rising and setting, move the thread among the hour-lines, until it either covers some one of them, or lies parallel betwixt any two; and then it will cut the time of sun-rising among the forenoon hours, and of sun-setting among the afternoon hours, on that day of the year for which the thread is set in the scale of months.

To find the sun's declination, stretch the thread from the day of the month over the angular point at XII, and it will cut the sun's declination, as it is north or south, for that day, in the arched scale of north and south declination.

To find on what days the sun enters the signs: when the bead, as above rectified, moves along any of the curve lines which have the signs of the zodiac marked upon them, the sun enters those signs on the days pointed out by the thread in the scale of months.

The construction of this dial is very easy, especially if the reader compares it all along
with

with Fig. 3. as he reads the following explanation of that figure.

Draw the occult line AB parallel to the top of Fig. 3. the card, and cross it at right angles with the fix o'clock line ECD ; then upon C , as a center, with the radius CA , describe the semicircle AEL , and divide it into 12 equal parts (beginning at A) as Ar , As , &c. and from these points of division, draw the hour-lines r , s , t , u , v , E , w , and x , all parallel to the fix o'clock line EC . If each part of the semicircle be subdivided into four equal parts, they will give the half-hour lines and quarters, as in Fig. 2. Draw the right line $ASDo$, making the angle SAB equal to the latitude of your place. Upon the center A describe the arch RST , and set off upon it the arcs SR and ST , each equal to $23\frac{1}{2}$ degrees, for the sun's greatest declination; and divide them into $23\frac{1}{2}$ equal parts, as in Fig. 2. Through the intersection D of the lines ECD and ADo , draw the right line FDG at right angles to ADo . Lay a ruler to the points A and R , and draw the line ARF through $23\frac{1}{2}$ degrees of south declination in the arc SR ; and then laying the ruler to the points A and T , draw the line ATG through $23\frac{1}{2}$ degrees of north declination in the arc ST : so shall the lines ARF and ATG cut the line FDG in the proper length for the scale of months. Upon the center D , with the radius DF , describe the semicircle FoG ; and divide it into six equal parts, Fm , mn , no , &c. and from these points of division draw the right lines mb , ni , pk , and ql , each parallel to oD . Then setting one foot of the compasses in the point F , extend the other to A , and describe the arc AzH for the tropic of π : with the same extent, setting one foot in G , describe

scribe the arc $AE O$ for the tropic of ϖ . Next setting one foot in the point b , and extending the other to A , describe the arc $AC I$ for the beginnings of the signs ϖ and ♈ ; and with the same extent, setting one foot in the point l , describe the arc AN for the beginnings of the signs π and ♎ . Set one foot in the point i , and having extended the other to A , describe the arc AK for the beginnings of the signs ♊ and ♋ ; and with the same extent, set one foot in k , and describe the arc AM for the beginnings of the signs ♉ and ♊ . Then, setting one foot in the point D , and extending the other to A , describe the curve AL for the beginnings of ♍ and ♎ ; and the signs will be finished. This done, lay a ruler from the point A over the sun's declination in the arch RST (found by the following table) for every fifth day of the year; and where the ruler cuts the line FDG , make marks; and place the days of the months right against these marks, in the manner shewn by Fig. 2. Lastly, draw the shadow-line PQ parallel to the occult line AB ; make the gnomon, and set the hours to their respective lines, as in Fig. 2. and the dial will be finished.

Fig. 4.

An uni-
versal
dial.

There are several kinds of dials, which are called *universal*, because they serve for all latitudes. Of these, the best one that I know, is Mr. *Pardie's*, which consists of three principal parts; the first whereof is called the *horizontal plane* (A), because in the practice it must be parallel to the horizon. In this plane is fixt an upright pin, which enters into the edge of the second part BD , called the *meridional plane*; which is made of two pieces, the lowest whereof (B) is called the *quadrant*, because it contains a quarter of a circle, divided into 90 degrees; and it

it is only into this part, near *B*, that the pin enters. The other piece is a *semicircle* (*D*) adjusted to the quadrant, and turning in it by a groove, for raising or depressing the diameter (*E F*) of the semicircle, which diameter is called the *axis* of the instrument. The third piece is a *circle* (*G*), divided on both sides into 24 equal parts, which are the hours. This circle is put upon the meridional plane so, that the axis (*E F*) may be perpendicular to the circle; and the point *C* be the common center of the circle, semicircle, and quadrant. The straight edge of the semicircle is chamfered on both sides to a sharp edge, which passes through the center of the circle. On one side of the chamfered part, the first six months of the year are laid down, according to the sun's declination for their respective days, and on the other side the last six months. And against the days on which the sun enters the signs, there are straight lines drawn upon the semicircle, with the characters of the signs marked upon them. There is a black line drawn along the middle of the upright edge of the quadrant, over which hangs a thread (*H*), with its plummet (*I*), for levelling the instrument. *N. B.* From the 23d of September to the 20th of March, the upper surface of the circle must touch both the center *C* of the semicircle, and the line of γ and α ; and from the 20th of March to the 23d of September, the lower surface of the circle must touch that center and line.

To find the time of the day by this dial. Having set it on a level place in sun-shine, and adjusted it by the leveling screws *k* and *l*, until the plumb-line hangs over the black line upon the edge of the quadrant, and parallel to the said edge; move the semicircle in the quadrant, until

the line of φ and \simeq (where the circle touches) comes to the latitude of your place in the quadrant: then, turn the whole meridional plane BD , with its circle G , upon the horizontal plane A , until the edge of the shadow of the circle falls precisely on the day of the month in the semicircle; and then, the meridional plane will be due north and south, the axis EF will be parallel to the axis of the world, and will cast a shadow upon the true time of the day, among the hours on the circle.

N. B. As, when the instrument is thus rectified, the quadrant and semicircle are in the plane of the meridian, so the circle is then in the plane of the equinoctial. Therefore, as the sun is above the equinoctial in summer (in northern latitudes) and below it in winter; the axis of the semicircle will cast a shadow on the hour of the day, on the upper surface of the circle, from the 20th of March to the 23d of September: and from the 23d of September, to the 20th of March, the hour of the day will be determined by the shadow of the semicircle, upon the lower surface of the circle. In the former case, the shadow of the circle falls upon the day of the month, on the lower part of the diameter of the semicircle; and in the latter case, on the upper part.

Fig. 5.

The method of laying down the months and signs upon the semicircle, is as follows. Draw the right line ACB , equal to the diameter of the semicircle ADB , and cross it in the middle at right angles with the line ECD , equal in length to ADB ; then EC will be the radius of the circle FCG , which is the same as that of the semicircle. Upon E , as a center, describe the circle FCG , on which set off the arcs Cb and Ci , each equal to $23\frac{1}{2}$ degrees, and divide them accordingly into that number, for the sun's declination.

clination. Then, laying the edge of a ruler over the center *E*, and also over the sun's declination for every * fifth day of each month (as in the card dial) mark the points on the diameter *AB* of the semicircle from *a* to *g*, which are cut by the ruler; and *there* place the days of the months accordingly, answering the sun's declination. This done, setting one foot of the compasses in *C*, and extending the other to *a* or *g*, describe the semicircle *abcdefg*; which divide into six equal parts, and through the points of division draw right lines, parallel to *CD*, for the beginning of the lines (of which one half are on one side of the semicircle, and the other half on the other side) and set the characters of the signs to their proper lines, as in the figure.

The following table shews the sun's place and declination, in degrees and minutes, at the noon of every day of the second year after leap-year; which is a mean between those of leap-year itself, and the first and third years after. It is useful for inscribing the months and their days on sun-dials; and also for finding the latitudes of places, according to the methods prescribed after the table.

* The intermediate days may be drawn in by hand, if the space be large enough to contain them.

1	2	3	4	5	6	7	8	9	10	11	12	13	14	15	16	17	18	19	20	21	22	23	24	25	26	27	28	29	30	31	32	33	34	35	36	37	38	39	40	41	42	43	44	45	46	47	48	49	50	51	52	53	54	55	56	57	58	59	60	61	62	63	64	65	66	67	68	69	70	71	72	73	74	75	76	77	78	79	80	81	82	83	84	85	86	87	88	89	90	91	92	93	94	95	96	97	98	99	100	101	102	103	104	105	106	107	108	109	110	111	112	113	114	115	116	117	118	119	120	121	122	123	124	125	126	127	128	129	130	131	132	133	134	135	136	137	138	139	140	141	142	143	144	145	146	147	148	149	150	151	152	153	154	155	156	157	158	159	160	161	162	163	164	165	166	167	168	169	170	171	172	173	174	175	176	177	178	179	180	181	182	183	184	185	186	187	188	189	190	191	192	193	194	195	196	197	198	199	200	201	202	203	204	205	206	207	208	209	210	211	212	213	214	215	216	217	218	219	220	221	222	223	224	225	226	227	228	229	230	231	232	233	234	235	236	237	238	239	240	241	242	243	244	245	246	247	248	249	250	251	252	253	254	255	256	257	258	259	260	261	262	263	264	265	266	267	268	269	270	271	272	273	274	275	276	277	278	279	280	281	282	283	284	285	286	287	288	289	290	291	292	293	294	295	296	297	298	299	300	301	302	303	304	305	306	307	308	309	310	311	312	313	314	315	316	317	318	319	320	321	322	323	324	325	326	327	328	329	330	331	332	333	334	335	336	337	338	339	340	341	342	343	344	345	346	347	348	349	350	351	352	353	354	355	356	357	358	359	360	361	362	363	364	365	366	367	368	369	370	371	372	373	374	375	376	377	378	379	380	381	382	383	384	385	386	387	388	389	390	391	392	393	394	395	396	397	398	399	400	401	402	403	404	405	406	407	408	409	410	411	412	413	414	415	416	417	418	419	420	421	422	423	424	425	426	427	428	429	430	431	432	433	434	435	436	437	438	439	440	441	442	443	444	445	446	447	448	449	450	451	452	453	454	455	456	457	458	459	460	461	462	463	464	465	466	467	468	469	470	471	472	473	474	475	476	477	478	479	480	481	482	483	484	485	486	487	488	489	490	491	492	493	494	495	496	497	498	499	500	501	502	503	504	505	506	507	508	509	510	511	512	513	514	515	516	517	518	519	520	521	522	523	524	525	526	527	528	529	530	531	532	533	534	535	536	537	538	539	540	541	542	543	544	545	546	547	548	549	550	551	552	553	554	555	556	557	558	559	560	561	562	563	564	565	566	567	568	569	570	571	572	573	574	575	576	577	578	579	580	581	582	583	584	585	586	587	588	589	590	591	592	593	594	595	596	597	598	599	600	601	602	603	604	605	606	607	608	609	610	611	612	613	614	615	616	617	618	619	620	621	622	623	624	625	626	627	628	629	630	631	632	633	634	635	636	637	638	639	640	641	642	643	644	645	646	647	648	649	650	651	652	653	654	655	656	657	658	659	660	661	662	663	664	665	666	667	668	669	670	671	672	673	674	675	676	677	678	679	680	681	682	683	684	685	686	687	688	689	690	691	692	693	694	695	696	697	698	699	700	701	702	703	704	705	706	707	708	709	710	711	712	713	714	715	716	717	718	719	720	721	722	723	724	725	726	727	728	729	730	731	732	733	734	735	736	737	738	739	740	741	742	743	744	745	746	747	748	749	750	751	752	753	754	755	756	757	758	759	760	761	762	763	764	765	766	767	768	769	770	771	772	773	774	775	776	777	778	779	780	781	782	783	784	785	786	787	788	789	790	791	792	793	794	795	796	797	798	799	800	801	802	803	804	805	806	807	808	809	810	811	812	813	814	815	816	817	818	819	820	821	822	823	824	825	826	827	828	829	830	831	832	833	834	835	836	837	838	839	840	841	842	843	844	845	846	847	848	849	850	851	852	853	854	855	856	857	858	859	860	861	862	863	864	865	866	867	868	869	870	871	872	873	874	875	876	877	878	879	880	881	882	883	884	885	886	887	888	889	890	891	892	893	894	895	896	897	898	899	900	901	902	903	904	905	906	907	908	909	910	911	912	913	914	915	916	917	918	919	920	921	922	923	924	925	926	927	928	929	930	931	932	933	934	935	936	937	938	939	940	941	942	943	944	945	946	947	948	949	950	951	952	953	954	955	956	957	958	959	960	961	962	963	964	965	966	967	968	969	970	971	972	973	974	975	976	977	978	979	980	981	982	983	984	985	986	987	988	989	990	991	992	993	994	995	996	997	998	999	1000	1001	1002	1003	1004	1005	1006	1007	1008	1009	1010	1011	1012	1013	1014	1015	1016	1017	1018	1019	1020	1021	1022	1023	1024	1025	1026	1027	1028	1029	1030	1031	1032	1033	1034	1035	1036	1037	1038	1039	1040	1041	1042	1043	1044	1045	1046	1047	1048	1049	1050	1051	1052	1053	1054	1055	1056	1057	1058	1059	1060	1061	1062	1063	1064	1065	1066	1067	1068	1069	1070	1071	1072	1073	1074	1075	1076	1077	1078	1079	1080	1081	1082	1083	1084	1085	1086	1087	1088	1089	1090	1091	1092	1093	1094	1095	1096	1097	1098	1099	1100	1101	1102	1103	1104	1105	1106	1107	1108	1109	1110	1111	1112	1113	1114	1115	1116	1117	1118	1119	1120	1121	1122	1123	1124	1125	1126	1127	1128	1129	1130	1131	1132	1133	1134	1135	1136	1137	1138	1139	1140	1141	1142	1143	1144	1145	1146	1147	1148	1149	1150	1151	1152	1153	1154	1155	1156	1157	1158	1159	1160	1161	1162	1163	1164	1165	1166	1167	1168	1169	1170	1171	1172	1173	1174	1175	1176	1177	1178	1179	1180	1181	1182	1183	1184	1185	1186	1187	1188	1189	1190	1191	1192	1193	1194	1195	1196	1197	1198	1199	1200	1201	1202	1203	1204	1205	1206	1207	1208	1209	1210	1211	1212	1213	1214	1215	1216	1217	1218	1219	1220	1221	1222	1223	1224	1225	1226	1227	1228	1229	1230	1231	1232	1233	1234	1235	1236	1237	1238	1239	1240	1241	1242	1243	1244	1245	1246	1247	1248	1249	1250	1251	1252	1253	1254	1255	1256	1257	1258	1259	1260	1261	1262	1263	1264	1265	1266	1267	1268	1269	1270	1271	1272	1273	1274	1275	1276	1277	1278	1279	1280	1281	1282	1283	1284	1285	1286	1287	1288	1289	1290	1291	1292	1293	1294	1295	1296	1297	1298	1299	1300	1301	1302	1303	1304	1305	1306	1307	1308	1309	1310	1311	1312	1313	1314	1315	1316	1317	1318	1319	1320	1321	1322	1323	1324	1325	1326	1327	1328	1329	1330	1331	1332	1333	1334	1335	1336	1337	1338	1339	1340	1341	1342	1343	1344	1345	1346	1347	1348	1349	1350	1351	1352	1353	1354	1355	1356	1357	1358	1359	1360	1361	1362	1363	1364	1365	1366	1367	1368	1369	1370	1371	1372	1373	1374	1375	1376	1377	1378	1379	1380	1381	1382	1383	1384	1385	1386	1387	1388	1389	1390	1391	1392	1393	1394	1395	1396	1397	1398	1399	1400	1401	1402	1403	1404	1405	1406	1407	1408	1409	1410	1411	1412	1413	1414	1415	1416	1417	1418	1419	1420	1421	1422	1423	1424	1425	1426	1427	1428	1429	1430	1431	1432	1433	1434	1435	1436	1437	1438	1439	1440	1441	1442	1443	1444	1445	1446	1447	1448	1449	1450	1451	1452	1453	1454	1455	1456	1457	1458	1459	1460	1461	1462	1463	1464	1465	1466	1467	1468	1469	1470	1471	1472	1473	1474	1475	1476	1477	1478	1479	1480	1481	1482	1483	1484	1485	1486	1487	1488	1489	14
---	---	---	---	---	---	---	---	---	----	----	----	----	----	----	----	----	----	----	----	----	----	----	----	----	----	----	----	----	----	----	----	----	----	----	----	----	----	----	----	----	----	----	----	----	----	----	----	----	----	----	----	----	----	----	----	----	----	----	----	----	----	----	----	----	----	----	----	----	----	----	----	----	----	----	----	----	----	----	----	----	----	----	----	----	----	----	----	----	----	----	----	----	----	----	----	----	----	----	-----	-----	-----	-----	-----	-----	-----	-----	-----	-----	-----	-----	-----	-----	-----	-----	-----	-----	-----	-----	-----	-----	-----	-----	-----	-----	-----	-----	-----	-----	-----	-----	-----	-----	-----	-----	-----	-----	-----	-----	-----	-----	-----	-----	-----	-----	-----	-----	-----	-----	-----	-----	-----	-----	-----	-----	-----	-----	-----	-----	-----	-----	-----	-----	-----	-----	-----	-----	-----	-----	-----	-----	-----	-----	-----	-----	-----	-----	-----	-----	-----	-----	-----	-----	-----	-----	-----	-----	-----	-----	-----	-----	-----	-----	-----	-----	-----	-----	-----	-----	-----	-----	-----	-----	-----	-----	-----	-----	-----	-----	-----	-----	-----	-----	-----	-----	-----	-----	-----	-----	-----	-----	-----	-----	-----	-----	-----	-----	-----	-----	-----	-----	-----	-----	-----	-----	-----	-----	-----	-----	-----	-----	-----	-----	-----	-----	-----	-----	-----	-----	-----	-----	-----	-----	-----	-----	-----	-----	-----	-----	-----	-----	-----	-----	-----	-----	-----	-----	-----	-----	-----	-----	-----	-----	-----	-----	-----	-----	-----	-----	-----	-----	-----	-----	-----	-----	-----	-----	-----	-----	-----	-----	-----	-----	-----	-----	-----	-----	-----	-----	-----	-----	-----	-----	-----	-----	-----	-----	-----	-----	-----	-----	-----	-----	-----	-----	-----	-----	-----	-----	-----	-----	-----	-----	-----	-----	-----	-----	-----	-----	-----	-----	-----	-----	-----	-----	-----	-----	-----	-----	-----	-----	-----	-----	-----	-----	-----	-----	-----	-----	-----	-----	-----	-----	-----	-----	-----	-----	-----	-----	-----	-----	-----	-----	-----	-----	-----	-----	-----	-----	-----	-----	-----	-----	-----	-----	-----	-----	-----	-----	-----	-----	-----	-----	-----	-----	-----	-----	-----	-----	-----	-----	-----	-----	-----	-----	-----	-----	-----	-----	-----	-----	-----	-----	-----	-----	-----	-----	-----	-----	-----	-----	-----	-----	-----	-----	-----	-----	-----	-----	-----	-----	-----	-----	-----	-----	-----	-----	-----	-----	-----	-----	-----	-----	-----	-----	-----	-----	-----	-----	-----	-----	-----	-----	-----	-----	-----	-----	-----	-----	-----	-----	-----	-----	-----	-----	-----	-----	-----	-----	-----	-----	-----	-----	-----	-----	-----	-----	-----	-----	-----	-----	-----	-----	-----	-----	-----	-----	-----	-----	-----	-----	-----	-----	-----	-----	-----	-----	-----	-----	-----	-----	-----	-----	-----	-----	-----	-----	-----	-----	-----	-----	-----	-----	-----	-----	-----	-----	-----	-----	-----	-----	-----	-----	-----	-----	-----	-----	-----	-----	-----	-----	-----	-----	-----	-----	-----	-----	-----	-----	-----	-----	-----	-----	-----	-----	-----	-----	-----	-----	-----	-----	-----	-----	-----	-----	-----	-----	-----	-----	-----	-----	-----	-----	-----	-----	-----	-----	-----	-----	-----	-----	-----	-----	-----	-----	-----	-----	-----	-----	-----	-----	-----	-----	-----	-----	-----	-----	-----	-----	-----	-----	-----	-----	-----	-----	-----	-----	-----	-----	-----	-----	-----	-----	-----	-----	-----	-----	-----	-----	-----	-----	-----	-----	-----	-----	-----	-----	-----	-----	-----	-----	-----	-----	-----	-----	-----	-----	-----	-----	-----	-----	-----	-----	-----	-----	-----	-----	-----	-----	-----	-----	-----	-----	-----	-----	-----	-----	-----	-----	-----	-----	-----	-----	-----	-----	-----	-----	-----	-----	-----	-----	-----	-----	-----	-----	-----	-----	-----	-----	-----	-----	-----	-----	-----	-----	-----	-----	-----	-----	-----	-----	-----	-----	-----	-----	-----	-----	-----	-----	-----	-----	-----	-----	-----	-----	-----	-----	-----	-----	-----	-----	-----	-----	-----	-----	-----	-----	-----	-----	-----	-----	-----	-----	-----	-----	-----	-----	-----	-----	-----	-----	-----	-----	-----	-----	-----	-----	-----	-----	-----	-----	-----	-----	-----	-----	-----	-----	-----	-----	-----	-----	-----	-----	-----	-----	-----	-----	-----	-----	-----	-----	-----	-----	-----	-----	-----	-----	-----	-----	-----	-----	-----	-----	-----	-----	-----	-----	-----	-----	-----	-----	-----	-----	-----	-----	-----	-----	-----	-----	-----	-----	-----	-----	-----	-----	-----	-----	-----	-----	-----	-----	-----	-----	-----	-----	-----	-----	-----	-----	-----	-----	-----	-----	-----	-----	-----	-----	-----	-----	-----	-----	-----	-----	-----	-----	-----	-----	-----	-----	-----	-----	-----	-----	-----	-----	-----	-----	-----	-----	-----	-----	-----	-----	-----	-----	-----	-----	-----	-----	-----	-----	-----	-----	-----	-----	-----	-----	-----	-----	-----	-----	-----	-----	-----	-----	-----	-----	-----	-----	-----	-----	-----	-----	-----	-----	-----	-----	-----	-----	-----	-----	-----	-----	-----	-----	-----	-----	-----	-----	-----	-----	-----	-----	-----	-----	-----	-----	-----	-----	-----	-----	-----	-----	-----	-----	-----	-----	-----	-----	-----	-----	-----	-----	-----	-----	-----	-----	-----	-----	-----	-----	-----	-----	-----	-----	-----	-----	-----	-----	-----	-----	-----	-----	-----	-----	-----	-----	-----	-----	-----	-----	-----	-----	-----	-----	-----	-----	-----	-----	-----	-----	-----	-----	-----	-----	-----	-----	-----	-----	-----	-----	-----	-----	-----	-----	-----	-----	-----	-----	-----	-----	-----	-----	-----	-----	-----	-----	-----	-----	-----	-----	-----	-----	-----	-----	-----	-----	-----	-----	-----	-----	-----	-----	-----	-----	-----	-----	-----	-----	-----	-----	-----	-----	-----	-----	-----	-----	-----	-----	-----	-----	-----	-----	-----	-----	-----	-----	-----	-----	------	------	------	------	------	------	------	------	------	------	------	------	------	------	------	------	------	------	------	------	------	------	------	------	------	------	------	------	------	------	------	------	------	------	------	------	------	------	------	------	------	------	------	------	------	------	------	------	------	------	------	------	------	------	------	------	------	------	------	------	------	------	------	------	------	------	------	------	------	------	------	------	------	------	------	------	------	------	------	------	------	------	------	------	------	------	------	------	------	------	------	------	------	------	------	------	------	------	------	------	------	------	------	------	------	------	------	------	------	------	------	------	------	------	------	------	------	------	------	------	------	------	------	------	------	------	------	------	------	------	------	------	------	------	------	------	------	------	------	------	------	------	------	------	------	------	------	------	------	------	------	------	------	------	------	------	------	------	------	------	------	------	------	------	------	------	------	------	------	------	------	------	------	------	------	------	------	------	------	------	------	------	------	------	------	------	------	------	------	------	------	------	------	------	------	------	------	------	------	------	------	------	------	------	------	------	------	------	------	------	------	------	------	------	------	------	------	------	------	------	------	------	------	------	------	------	------	------	------	------	------	------	------	------	------	------	------	------	------	------	------	------	------	------	------	------	------	------	------	------	------	------	------	------	------	------	------	------	------	------	------	------	------	------	------	------	------	------	------	------	------	------	------	------	------	------	------	------	------	------	------	------	------	------	------	------	------	------	------	------	------	------	------	------	------	------	------	------	------	------	------	------	------	------	------	------	------	------	------	------	------	------	------	------	------	------	------	------	------	------	------	------	------	------	------	------	------	------	------	------	------	------	------	------	------	------	------	------	------	------	------	------	------	------	------	------	------	------	------	------	------	------	------	------	------	------	------	------	------	------	------	------	------	------	------	------	------	------	------	------	------	------	------	------	------	------	------	------	------	------	------	------	------	------	------	------	------	------	------	------	------	------	------	------	------	------	------	------	------	------	------	------	------	------	------	------	------	------	------	------	------	------	------	------	------	------	------	------	------	------	------	------	------	------	------	------	------	------	------	------	------	------	------	------	------	------	------	------	------	------	------	------	------	------	------	------	------	------	------	------	------	------	------	------	------	------	------	------	------	------	------	------	------	------	------	------	------	------	------	------	------	------	------	------	------	------	------	------	------	------	------	------	------	------	------	------	------	------	------	------	----

Tables of the Sun's Place and Declination.

A Table shewing the sun's place and declination.					
January.			February.		
Days.	Sun's Pl.	Sun's Dec.	Days.	Sun's Pl.	Sun's Dec.
	D. M.	D. M.		D. M.	D. M.
1	11 1 st 5	23 S 1	1	12 38	17 S 2
2	12 6	22 55	2	13 39	16 45
3	13 8	22 49	3	14 40	16 27
4	14 9	22 43	4	15 41	16 10
5	15 10	22 37	5	16 41	15 51
6	16 11	22 29	6	17 42	15 33
7	17 12	22 22	7	18 43	15 14
8	18 13	22 14	8	19 43	14 55
9	19 14	22 5	9	20 44	14 36
10	20 16	21 56	10	21 45	14 17
11	21 17	21 47	11	22 45	13 57
12	22 18	21 37	12	23 46	13 37
13	23 19	21 27	13	24 46	13 17
14	24 20	21 17	14	25 47	12 57
15	25 21	21 6	15	26 47	12 36
16	26 22	20 54	16	27 48	12 15
17	27 24	20 43	17	28 48	11 54
18	28 25	20 30	18	29 48	11 33
19	29 26	20 18	19	0 49	11 12
20	0 27	20 5	20	1 49	10 50
21	1 28	19 52	21	2 50	10 29
22	2 29	19 38	22	3 50	10 7
23	3 30	19 24	23	4 50	9 45
24	4 31	19 10	24	5 51	9 23
25	5 32	18 55	25	6 51	9 0
26	6 33	18 40	26	7 51	8 38
27	7 34	18 24	27	8 51	8 16
28	8 35	18 9	28	9 51	7 53
29	9 35	17 53	In these Tables N signifies north declination, and S south.		
30	10 36	17 36			
31	11 37	17 19			

A Table

A Table shewing the sun's place and declination					
March.			April.		
Days.	Sun's Pl. D. M.	Sun's Dec. D. M.	Days.	Sun's Pl. D. M.	Sun's Dec. D. M.
1	10 \times 52	7 S 30	1	11 γ 38	4 N 36
2	11 52	7 7	2	12 37	4 59
3	12 52	6 44	3	13 36	5 22
4	13 52	6 21	4	14 35	5 45
5	14 52	5 58	5	15 34	6 8
6	15 52	5 35	6	16 33	6 31
7	16 51	5 12	7	17 31	6 53
8	17 51	4 48	8	18 30	7 16
9	18 51	4 25	9	19 29	7 38
10	19 51	4 2	10	20 28	8 0
11	20 51	3 38	11	21 27	8 22
12	21 50	3 14	12	22 25	8 44
13	22 50	2 51	13	23 24	9 6
14	23 50	2 27	14	24 23	9 28
15	24 49	2 4	15	25 21	9 49
16	25 49	1 40	16	26 20	10 11
17	26 48	1 16	17	27 18	10 32
18	27 48	0 53	18	28 17	10 53
19	28 48	0 29	19	29 15	11 14
20	29 47	0 5	20	0 8 14	11 34
21	0 γ 47	0 N 19	21	1 12	11 55
22	1 46	0 42	22	2 11	12 15
23	2 45	1 6	23	3 9	12 35
24	3 45	1 29	24	4 7	12 55
25	4 44	1 53	25	5 6	13 14
26	5 43	2 17	26	6 4	13 34
27	6 42	2 40	27	7 2	13 53
28	7 42	3 3	28	8 0	14 12
29	8 41	3 27	29	8 59	14 30
30	9 40	3 50	30	9 57	14 49
31	10 39	4 13			

Tables of the Sun's Place and Declination.

A Table shewing the sun's place and declination.

May.				June.					
Days.	Sun's Pl.		Sun's Dec.		Days.	Sun's Pl.		Sun's Dec.	
	D.	M.	D.	M.		D.	M.	D.	M.
1	10	8 55	15	N 7	1	10	II 44	22	N 5
2	11	53	15	25	2	11	41	22	13
3	12	51	15	43	3	12	39	22	21
4	13	49	16	0	4	13	36	22	28
5	14	47	16	18	5	14	34	22	35
6	15	45	16	35	6	15	31	22	41
7	16	43	16	51	7	16	28	22	47
8	17	41	17	8	8	17	26	22	53
9	18	39	17	24	9	18	23	22	58
10	19	36	17	40	10	19	20	23	3
11	20	34	17	55	11	20	18	23	7
12	21	32	18	10	12	21	15	23	11
13	22	30	18	25	13	22	12	23	15
14	23	28	18	40	14	23	9	23	18
15	24	25	18	54	15	24	7	23	20
16	25	23	19	8	16	25	4	23	22
17	26	21	19	22	17	26	1	23	24
18	27	19	19	35	18	26	58	23	26
19	28	16	19	48	19	27	56	23	27
20	29	14	20	1	20	28	53	23	28
21	0	II 11	20	13	21	29	50	23	28
22	1	9	20	25	22	0	47	23	28
23	2	7	20	37	23	1	45	23	28
24	3	4	20	48	24	2	42	23	27
25	4	2	20	59	25	3	39	23	26
26	4	59	21	10	26	4	36	23	24
27	5	57	21	20	27	5	33	23	21
28	6	54	21	30	28	6	31	23	19
29	7	52	21	39	29	7	28	23	16
30	8	49	21	49	30	8	25	23	12
31	9	47	21	57					

A Table shewing the sun's place and declination.

July.			August.		
Days.	Sun's Pl. D. M.	Sun's Dec. D. M.	Days.	Sun's Pl. D. M.	Sun's Dec. D. M.
1	9 22	23 N 8	1	8 58	18 N 2
2	10 19	23 4	2	9 55	17 47
3	11 16	23 0	3	10 53	17 32
4	12 14	22 55	4	11 50	17 16
5	13 11	22 49	5	12 48	17 0
6	14 8	22 43	6	13 45	16 43
7	15 5	22 37	7	14 43	16 26
8	16 0	22 30	8	15 41	16 9
9	17 2	22 23	9	16 38	15 52
10	17 57	22 16	10	17 36	15 25
11	18 54	22 8	11	18 33	15 17
12	19 51	22 0	12	19 31	14 59
13	20 49	21 52	13	20 29	14 41
14	21 46	21 43	14	21 26	14 23
15	22 43	21 33	15	22 24	14 4
16	23 40	21 22	16	23 22	13 45
17	24 38	21 14	17	24 20	13 26
18	25 35	21 3	18	25 17	13 7
19	26 32	20 52	19	26 15	12 47
20	27 29	20 41	20	27 13	12 27
21	28 27	20 30	21	28 11	12 7
22	29 24	20 18	22	29 9	11 47
23	0 21	20 6	23	0 7	11 27
24	1 19	19 54	24	1 5	11 6
25	2 16	19 41	25	2 3	10 46
26	3 13	19 28	26	3 1	10 25
27	4 11	19 14	27	3 59	10 4
28	5 8	19 1	28	4 57	9 43
29	6 6	18 46	29	5 55	9 21
30	7 3	18 32	30	6 53	9 0
31	8 0	18 17	31	7 51	8 38

Tables of the Sun's Place and Declination.

A Table shewing the sun's place and declination.

September.			October.		
Days.	Sun's Pl. D. M.	Sun's Dec. D. M.	Days.	Sun's Pl. D. M.	Sun's Dec. D. M.
1	8 π 49	8 N 16	1	8 π 8	3 S 14
2	9 47	7 55	2	9 7	3 37
3	10 46	7 33	3	10 7	4 1
4	11 44	7 10	4	11 6	4 24
5	12 42	6 48	5	12 5	4 47
6	13 40	6 26	6	13 4	5 10
7	14 39	6 3	7	14 4	5 33
8	15 37	5 41	8	15 3	5 56
9	16 35	5 18	9	16 3	6 19
10	17 34	4 55	10	17 2	6 42
11	18 32	4 32	11	18 1	7 5
12	19 31	4 9	12	19 1	7 27
13	20 29	3 46	13	20 0	7 50
14	21 28	3 23	14	21 0	8 12
15	22 26	3 0	15	22 0	8 35
16	23 25	2 37	16	23 0	8 57
17	24 25	2 14	17	23 59	9 19
18	25 22	1 50	18	24 59	9 41
19	26 21	1 27	19	25 58	10 3
20	27 20	1 4	20	26 58	10 24
21	28 19	0 40	21	27 58	10 46
22	29 17	0 17	22	28 58	11 7
23	0 π 16	0 S 6	23	29 58	11 28
24	1 15	0 30	24	0 π 58	11 49
25	2 14	0 53	25	1 58	12 10
26	3 13	1 17	26	2 58	12 31
27	4 12	1 40	27	3 58	12 51
28	5 11	2 4	28	4 58	13 12
29	6 10	2 27	29	5 58	13 32
30	7 9	2 50	30	6 58	13 51
			31	7 58	14 11

A Table

A Table shewing the sun's place and declination.

November.			December.		
Days.	Sun's Pl. D. M.	Sun's Dec. D. M.	Days.	Sun's Pl. D. M.	Sun's Dec. D. M.
1	8 m 58	14 S 30	1	9 8 16	21 S 52
2	9 58	14 50	2	10 17	22 1
3	10 59	15 8	3	11 18	22 10
4	11 59	15 27	4	12 19	22 18
5	12 59	15 45	5	13 20	22 26
6	13 59	16 3	6	14 21	22 33
7	15 0	16 21	7	15 22	22 40
8	16 0	16 39	8	16 23	22 46
9	17 0	16 56	9	17 24	22 52
10	18 1	17 13	10	18 25	22 58
11	19 1	17 30	11	19 26	23 3
12	20 2	17 46	12	20 27	23 8
13	21 2	18 2	13	21 28	23 12
14	22 3	18 18	14	22 29	23 15
15	23 4	18 34	15	23 30	23 18
16	24 4	18 49	16	24 31	23 21
17	25 5	19 4	17	25 33	23 24
18	26 5	19 18	18	26 34	23 26
19	27 6	19 32	19	27 35	23 27
20	28 7	19 46	20	28 36	23 28
21	29 7	19 59	21	29 37	23 28
22	0 8	20 12	22	0 38	23 28
23	1 9	20 25	23	1 40	23 28
24	2 10	20 37	24	2 41	23 27
25	3 11	20 49	25	3 42	23 25
26	4 11	21 1	26	4 43	23 23
27	5 12	21 12	27	5 44	23 21
28	6 13	21 23	28	6 46	23 18
29	7 14	21 33	29	7 47	23 15
30	8 15	21 43	30	8 48	23 11
			31	9 49	23 6

To find the latitude of any place by observation.

The latitude of any place is equal to the elevation of the pole above the horizon of that place. Therefore it is plain, that if a star was fixt in the pole, there would be nothing required to find the latitude, but to take the altitude of that star with a good instrument. But although there is no star in the pole, yet the latitude may be found by taking the greatest and least altitude of any star that never sets: for if half the difference between these altitudes be added to the least altitude, or subtracted from the greatest, the sum or remainder will be equal to the altitude of the pole at the place of observation.

But because the length of the night must be more than 12 hours, in order to have two such observations; the sun's meridian altitude and declination are generally made use of for finding the latitude, by means of its complement, which is equal to the elevation of the equinoctial above the horizon; and if this complement be subtracted from 90 degrees, the remainder will be the latitude: concerning which, I think, the following rules take in all the various cases.

1. If the sun has north declination, and is on the meridian, and to the south of your place, subtract the declination from the meridian altitude (taken by a good quadrant) and the remainder is the height of the equinoctial or complement of the latitude north.

EXAM-

E X A M P L E.

Suppose { The sun's meridian altitude $42^{\circ} 20'$ South
And his declination, subt. $10 \ 15$ North

Rem. the complement of the lat. $32 \ 5$
Which subtract from $\text{---} \text{---} \ 90 \ 0$

And the remainder is the latitude $57 \ 55$ North

2. If the sun has south declination, and is southward of your place at noon, add the declination to the meridian altitude; the sum, if less than 90 degrees, is the complement of the latitude north: but if the sum exceeds 90 degrees, the latitude is south; and if 90 be taken from that sum, the remainder will be the latitude.

E X A M P L E S.

The sun's meridian altitude $\text{---} \ 65^{\circ} \ 10'$ South
The sun's declination, add $\text{---} \ 15 \ 30$ South

Complement of the latitude $80 \ 40$
Subtract from $\text{---} \text{---} \ 90 \ 0$

Remains the latitude $\text{---} \ 9 \ 20$ North

The sun's meridian altitude $80^{\circ} \ 40'$ South
The sun's declination, add $\text{---} \ 20 \ 10$ South

The sum is $\text{---} \text{---} \text{---} \text{---} \text{---} \ 100 \ 50$
From which subtract $\text{---} \text{---} \text{---} \ 90 \ 0$

Remains the latitude $\text{---} \text{---} \ 10 \ 50$ South.
3. If

3. If the sun has north declination, and is on the meridian north of your place, add the declination to the north meridian altitude; the sum, if less than 90 degrees, is the complement of the latitude south: but if the sum is more than 90 degrees, subtract 90 from it, and the remainder is the latitude north.

E X A M P L E S.

Sun's meridian altitude	—	60° 30'	North
Sun's declination, add	—	20 10	North

Complement of the latitude	-	80 40	
----------------------------	---	-------	--

Subtract from	- - - - -	90 00	
---------------	-----------	-------	--

Remains the latitude	- - -	9 20	South
----------------------	-------	------	-------

Sun's meridian altitude	- -	70° 20'	North
-------------------------	-----	---------	-------

Sun's declination, add	- -	23 20	North
------------------------	-----	-------	-------

The sum is	- - - - -	93 40	
------------	-----------	-------	--

From which subtract	- - - - -	90 00	
---------------------	-----------	-------	--

Remains the latitude	- - -	3 40	North.
----------------------	-------	------	--------

4. If the sun has south declination, and is north of your place at noon, subtract the declination from the north meridian altitude, and the remainder is the complement of the latitude south.

E X A M.

E X A M P L E.

Sun's meridian altitude	-	-	50° 30'	North
Sun's declination, subtract	-	-	20 10	South

Complement of the latitude	-	32 20
Subtract this from	-	90 0

And the remainder is the latitude 57 40 South,

5. If the sun has no declination, and is south of your place at noon, the meridian altitude is the complement of the latitude north: but if the sun be then north of your place, his meridian altitude is the complement of the latitude south.

E X A M P L E S.

Sun's meridian altitude	-	-	38° 30'	South
Subtract from	-	-	90 0	

Remains the latitude - - 51 30 North.

Sun's meridian altitude	-	-	38° 30'	North
Subtract from	-	-	90 0	

Remains the latitude - - 51 30 South.

6. If you observe the sun beneath the pole, subtract his declination from 90 degrees, and add the remainder to his altitude; and the sum is the latitude.

E X A M-

E X A M P L E.

Sun's declination	-	-	-	-	20°	30'
Subtract from	-	-	-	-	90	0
<hr/>						
Remains	-	-	-	-	69	30
Sun's altitude below the pole	-	-	-	-	10	20
<hr/>						
The sum is the latitude	-	-	-	-	79	50.

Which is north or south, according as the sun's declination is north or south: for when the sun has south declination, he is never seen below the north pole; nor is he ever seen below the south pole, when his declination is north.

7. If the sun be in the zenith at noon, and at the same time has no declination, you are then under the equinoctial, and so have no latitude.

8. If the sun be in the zenith at noon, and has declination, the declination is equal to the latitude, north or south. These two cases are so plain, that they require no examples.

L E C T. XI.

Of Dialing.

HAVING shewn in the preceding Lecture how to make sun-dials by the assistance of a good globe, or of a dialing scale, we shall now proceed to the method of constructing dials arithmetically; which will be more agreeable to those who have learnt the elements of trigono-

trigonometry, because globes and scales can never be so accurate as the logarithms, in finding the angular distances of the hours. Yet, as a globe may be found exact enough for some other requisites in dialing, we shall take it in occasionally.

The construction of sun-dials on all planes whatever, may be included in one general rule: intelligible, if that of a horizontal dial for any given latitude be well understood. For there is no plane, however obliquely situated with respect to any given place, but what is parallel to the horizon of some other place; and therefore, if we can find that other place by a problem on the terrestrial globe, or by a trigonometrical calculation, and construct a horizontal dial for it; that dial, applied to the plane where it is to serve, will be a true dial for that place.—Thus, an erect direct south dial in $51\frac{1}{2}$ degrees north latitude, would be a horizontal dial on the same meridian, 90 degrees southward of $51\frac{1}{2}$ degrees north latitude; which falls in with $38\frac{1}{2}$ degrees of south latitude. But if the upright plane declines from facing the south at the given place, it would still be a horizontal plane 90 degrees from that place; but for a different longitude: which would alter the reckoning of the hours accordingly.

C A S E I.

1. Let us suppose that an upright plane at London declines 36 degrees westward from facing the south; and that it is required to find a place on the globe, to whose horizon the said plane is parallel; and also the difference of longitude between London and that place.

Rectify

Rectify the globe to the latitude of London, and bring London to the zenith under the brass meridian, then that point of the globe which lies in the horizon at the given degree of declination (counted westward from the south point of the horizon) is the place at which the above-mentioned plane would be horizontal.—Now, to find the latitude and longitude of that place, keep your eye upon the place, and turn the globe eastward, until it comes under the graduated edge of the brass meridian; then, the degree of the brass meridian that stands directly over the place, is its latitude; and the number of degrees in the equator, which are intercepted between the meridian of London and the brass meridian, is the place's difference of longitude.

Thus, as the latitude of London is $51\frac{1}{2}$ degrees north, and the declination of the place is 36 degrees west; I elevate the north pole $51\frac{1}{2}$ degrees above the horizon, and turn the globe until London comes to the zenith, or under the graduated edge of the meridian; then, I count 36 degrees on the horizon westward from the south point, and make a mark on that place of the globe over which the reckoning ends, and bringing the mark under the graduated edge of the brass meridian, I find it to be under $30\frac{1}{4}$ degrees in south latitude: keeping it there, I count in the equator the number of degrees between the meridian of London and the brasen meridian (which now becomes the meridian of the required place) and find it to be $42\frac{3}{4}$. Therefore an upright plane at London, declining 36 degrees westward from the south, would be a horizontal plane at that place, whose latitude is $30\frac{1}{4}$ degrees south of the equator, and longitude $42\frac{3}{4}$ degrees west of the meridian of London.

Which


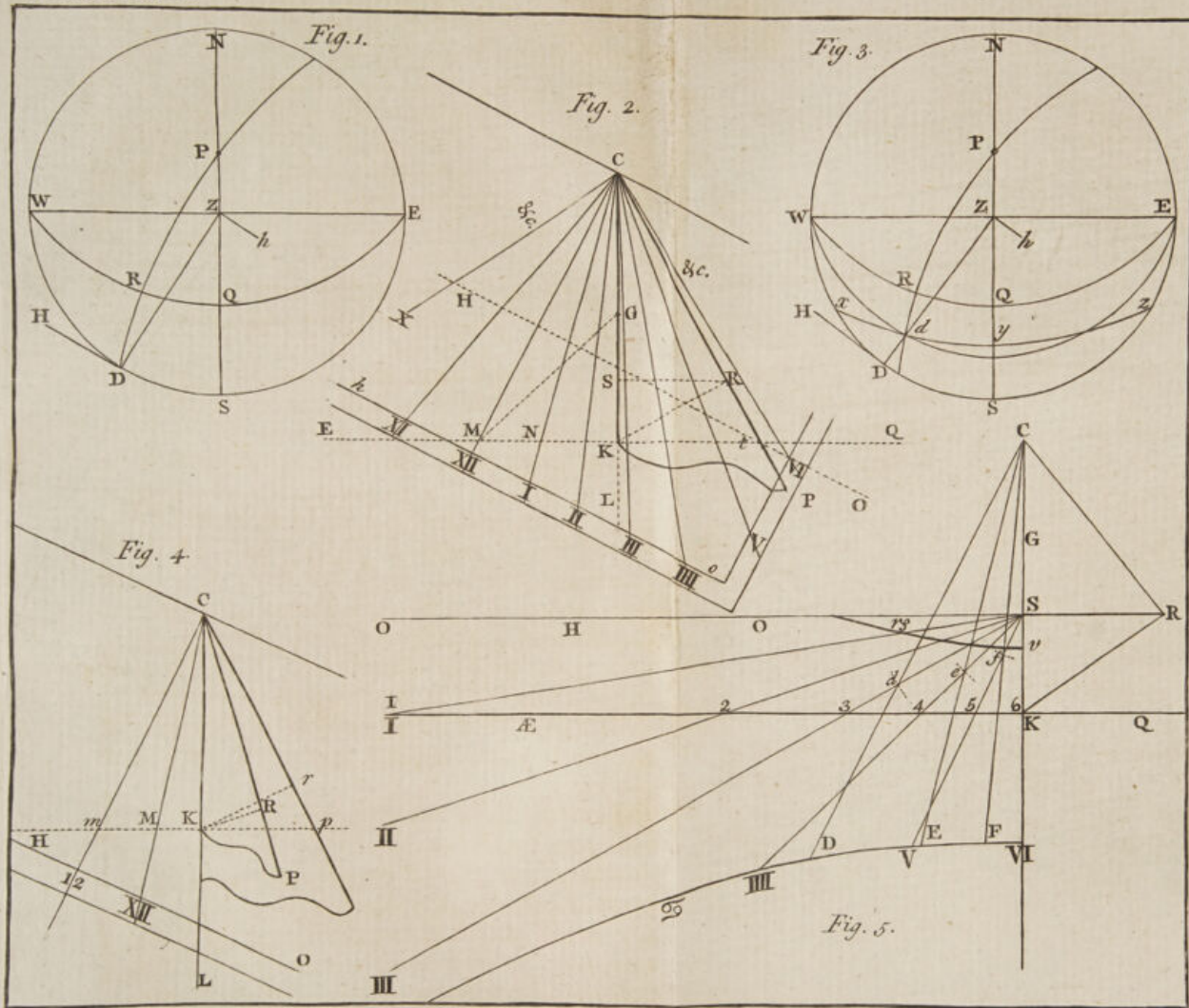


PLATE XXIII.



J. Ferguson del.

J. Mynde sc.

Which difference of longitude being converted into time, is 2 hours 51 minutes.

The vertical dial declining westward 36 degrees at London, is therefore to be drawn in all respects as a horizontal dial for south latitude $30\frac{1}{4}$ degrees; save only, that the reckoning of the hours is to anticipate the reckoning on the horizontal dial, by 2 hours 51 minutes: for so much sooner will the sun come to the meridian of London, than to the meridian of any place whose longitude is $42\frac{3}{4}$ degrees west from London.

2. But to be more exact than the globe will shew us, we shall use a little trigonometry.

Let *NESW* be the horizon of London, whose zenith is *Z*, and *P* the north pole of the sphere; and let *Zb* be the position of a vertical plane at *Z*, declining westward from *S* (the south) by an angle of 36 degrees; on which plane an erect dial for London at *Z* is to be described. Make the semidiameter *ZD* perpendicular to *Zb*, and it will cut the horizon in *D*, 36 degrees west of the south *S*. Then, a plane in the tangent *HD*, touching the sphere in *D*, will be parallel to the plane *Zb*; and the axis of the sphere will be equally inclined to both these planes.

Plate
XXIII.
Fig. 1.

Let *WQE* be the equinoctial, whose elevation above the horizon of *Z* (London) is $38\frac{1}{2}$ degrees; and *PRD* be the meridian of the place *D*, cutting the equinoctial in *R*. Then, it is evident, that the arc *RD* is the latitude of the place *D* (where the plane *Zb* would be horizontal) and the arc *RQ* is the difference of longitude of the planes *Zb* and *DH*.

In the spherical triangle *WDR*, the arc *WD* is given, for it is the complement of the plane's decli-

declination from *S* the south; which complement is 54° (viz. $90^\circ - 36^\circ$;) the angle at *R*, in which the meridian of the place *D* cuts the equator, is a right angle; and the angle *RWD* measures the elevation of the equinoctial above the horizon of *Z*, namely, $38\frac{1}{2}$ degrees. Say therefore, as radius is to the co-sine of the plane's declination from the south, so is the co-sine of the latitude of *Z* to the sine of *RD* the latitude of *D*: which is of a different denomination from the latitude of *Z*, because *Z* and *D* are on different sides of the equator.

As radius	- - - - -	10.00000
To co-sine	$36^\circ 0' = RQ$	9.90796
So co-sine	$51^\circ 30' = QZ$	9.79415

To sine $30^\circ 14' = DR$ (9.70211) =
the latitude of *D*, whose horizon is parallel to the vertical plane *Zb* at *Z*.

N. B. When radius is made the first term, it may be omitted, and then, by subtracting it mentally from the sum of the other two, the operation will be shortened. Thus, in the present case,

To the logarithmic sine of <i>WR</i> = *	$54^\circ 0'$	9.90796
Add the logarithmic sine of <i>RD</i> = †	$38^\circ 30'$	9.79415

Their sum — radius - - - - 9.70211
gives the same solution as above. And we shall keep to this method in the following part of the work.

* The cosine of $36^\circ 0'$, or of *RQ*.

† The co-sine of $51^\circ 30'$, or of *QZ*.

To find the difference of longitude of the places *D* and *Z*, say, as radius is to the co-sine of $38\frac{1}{2}$ degrees, the height of the equinoctial at *Z*, so is the co-tangent of 36 degrees, the plane's declination, to the co-tangent of the difference of longitudes. Thus,

To the logarithmic sine of * $51^{\circ} 30'$ 9.89354
Add the logarithmic tang. of † $54^{\circ} 0'$ 10.13874

—
Their sum — radius — — — 10.03228
is the nearest tangent of $47^{\circ} 8' = WR$; which is the co-tangent of $42^{\circ} 52' = RQ$, the difference of longitude sought. Which difference, being reduced to time, is 2 hours $51\frac{1}{2}$ minutes.

3. And thus having found the exact latitude and longitude of the place *D*, to whose horizon the vertical plane at *Z* is parallel, we shall proceed to the construction of a horizontal dial for the place *D*, whose latitude is $30^{\circ} 14'$ south; but anticipating the time at *D* by 2 hours 51 minutes (neglecting the $\frac{1}{2}$ minute in practice) because *D* is so far westward in longitude from the meridian of London; and this will be a true vertical dial at London, declining westward 36 degrees.

Assume any right line *CSL* for the substile Fig. 2. of the dial, and make the angle *KCP* equal to the latitude of the place (viz. $30^{\circ} 14'$) to whose horizon the plane of the dial is parallel; then *CRP* will be the axis of the stile, or edge that casts the shadow on the hours of the day, in the dial. This done, draw the contingent line *EQ*, cutting the substilar line at right angles in *K*;

* The co-sine of $38^{\circ} 30'$, or of *WDR*.

† The co-tangent of 36° , or of *DW*.

and from K make $K R$ perpendicular to the axis $C R P$. Then $K G (= K R)$ being made radius, that is, equal to the chord of 60° or tangent of 45° on a good sector, take $42^\circ 52'$ (the difference of longitude of the places Z and D) from the tangents, and having set it from K to M , draw $C M$ for the hour-line of XII. Take $K N$ equal to the tangent of an angle less by 15 degrees than $K M$; that is, the tangent $27^\circ 52'$; and through the point N draw $C N$ for the hour-line of I. The tangent of $12^\circ 52'$ (which is 15° less than $27^\circ 52'$) set off the same way, will give a point between K and N , through which the hour-line of II is to be drawn. The tangent of $2^\circ 8'$ (the difference between 45° and $42^\circ 52'$) placed on the other side of $C L$, will determine the point through which the hour-line of III is to be drawn: to which $2^\circ 8'$, if the tangent of 15° be added, it will make $17^\circ 8'$; and this set off from K towards Q on the line $E Q$, will give the point for the hour-line of IIII: and so of the rest.—The forenoon hour-lines are drawn the same way, by the continual addition of the tangents 15° , 30° , 45° , &c. to $42^\circ 52'$ ($=$ the tangent of $K M$) for the hours of XI, X, IX, &c. as far as necessary; that is, until there be five hours on each side of the substile. The sixth hour, accounted from that hour or part of the hour on which the substile falls, will be always in a line perpendicular to the substile, and drawn through the center C .

4. In all erect dials, $C M$, the hour-line of XII, is perpendicular to the horizon of the place for which the dial is to serve: for that line is the intersection of a vertical plane with the plane of the meridian of the place, both which are perpendicular to the plane of the horizon:

horizon: and any line HO , or bo , perpendicular to CM , will be a horizontal line on the plane of the dial, along which line the hours may be numbered; and CM being set perpendicular to the horizon, the dial will have its true position.

5. If the plane of the dial had declined by an equal angle toward the east, its description would have differed only in this, that the hour-line of XII would have fallen on the other side of the substile CL , and the line HO would have a subcontrary position to what it has in this figure.

6. And these two dials, with the upper points of their stiles turned toward the north pole, will serve for the other two planes parallel to them; the one declining from the north toward the east, and the other from the north toward the west, by the same quantity of angle. The like holds true of all dials in general, whatever be their declination and obliquity of their planes to the horizon.

C A S E II.

7. If the plane of the dial not only *declines*, Fig. 3, but also *reclines*, or *inclines*. Suppose its declination from fronting the south S be equal to the arc SD on the horizon; and its reclination be equal to the arc Dd of the verticle circle DZ : then it is plain, that if the quadrant of altitude ZdD , on the globe, cuts the point D in the horizon, and the reclination is counted upon the quadrant from D to d ; the intersection of the hour-circle PRd , with the equinoctial WQE , will determine Rd , the latitude of the place d , whose

whose horizon is parallel to the given plane Zb at Z ; and RQ will be the difference in longitude of the planes at d and Z .

Trigonometrically thus; let a great circle pass through the three points W , d , E ; and in the triangle WDd , right-angled at D , the sides WD and Dd are given; and thence the angle DWd is found, and so is the hypotenuse Wd . Again, the difference, or the sum, of DWd and DWR , the elevation of the equinoctial above the horizon of Z , gives the angle dWR ; and the hypotenuse of the triangle WRd was just now found; whence the sides Rd and WR are found, the former being the latitude of the place d , and the latter the complement of RQ , the difference of longitude sought.

Thus, if the latitude of the place Z be $52^{\circ} 10'$ north; the declination SD of the plane Zb (which would be horizontal at d) be 36° , and the reclination be 15° , or equal to the arc Dd ; the south latitude of the place d , that is, the arc Rd , will be $15^{\circ} 9'$; and RQ , the difference of the longitude, $36^{\circ} 2'$. From these data, therefore, let the dial (Fig. 4.) be described, as in the former example.

8. Only it is to be observed, that in the reclining or inclining dials, the horizontal line will not stand at right angles to the hour-line of XII, as in erect dials; but its position may be found as follows.

Fig. 4.

To the common substilar line CKL , on which the dial for the place d was described, draw the dial $Crpm$ 12 for the place D , whose declination is the same as that of d (viz. the arc SD ;) and HO , perpendicular to Cm , the hour-line of XII on this dial, will be a horizontal line on the dial $CPRM$ XII. For the declination
of

of both dials being the same, the horizontal line remains parallel to itself, while the erect position of one dial is reclined or inclined with respect to the position of the other.

Or, the position of the dial may be found by applying it to its plane, so as to mark the true hour of the day by the sun, as shewn by another dial; or by a clock, regulated by a true meridian line and equation table.

9. There are several other things requisite in the practice of dialing; the chief of which I shall give in the form of arithmetical rules, simple and easy to those who have learnt the elements of trigonometry. For in practical arts of this kind, arithmetic should be used as far as it can go; and scales never trusted to, except in the final construction, where they are absolutely necessary in laying down the calculated hour-distances on the plane of the dial. And although the inimitable artists of this metropolis have no occasion for such instructions, yet they may be of some use to students, and to private gentlemen who amuse themselves this way.

R U L E I.

To find the angles which the hour-lines on any dial make with the substile.

To the logarithmic sine of the given latitude, or of the stile's elevation above the plane of the dial, add the logarithmic tangent of the hour * distance from the meridian, or from the

* That is, of 15, 30, 45, 60, 75°, for the hours of I, II, III, IIII, V in the afternoon: and XI, X, IX, VIII, VII in the forenoon.

† substile; and the sum *minus* radius will be the logarithmic tangent of the angle sought.

For, in Fig. 2. KC is to KM in the ratio compounded of the ratio of KC to KG ($=KR$) and of KG to KM ; which, making CK the radius, 10,000000, or 10,0000, or 10, or 1, are the ratio of 10,000000, or of 10,0000, or of 10, or of 1, to $KG \times KM$.

Thus, in a horizontal dial, for latitude $51^\circ 30'$, to find the angular distance of XI in the forenoon, or I in the afternoon, from XII.

To the logarithmic sine of $51^\circ 30'$ 9.89354 ‡
Add the logarithmic tang. of $15^\circ 0'$ 9.42805

The sum — radius is - - - 9.32159 =
the logarithmic tangent of $11^\circ 50'$, or of the angle which the hour-line of XI or I makes with the hour of XII.

And by computing in this manner, with the sine of the latitude, and the tangents of 30° , 45° , 60° , and 75° , for the hours of II, III, IIII, and V in the afternoon; or of X, IX, VIII, and VII in the forenoon; you will find their angular distances from XII to be $24^\circ 18'$, $38^\circ 3'$, $53^\circ 35'$, and $71^\circ 6'$; which are all that there is occasion to compute for.—And these distances may be set off from XII by a line of chords; or rather, by taking 1000 from a scale of equal parts, and setting that extent as a radius from C to XII; and then, taking 209 of

† In all horizontal dials, the erect north or south dials, the substile and meridian are the same: but in all declining dials, the substile line makes an angle with the meridian.

‡ In which case, the radius CK is supposed to be divided into 1000000 equal parts.

the

the same parts (which, in the tables, are the natural tangent of $11^{\circ} 50'$) and setting them from XII to XI and to I, on the line bo , which Fig. 2. is perpendicular to $C XII$: and so for the rest of the hour-lines which, in the table of natural tangents, against the above distances, are 451, 782, 1355, and 2920, of such equal parts from XII, as the radius $C XII$ contains 1000. And lastly, set off 1257 (the natural tangent of $51^{\circ} 30'$) for the angle of the stile's height, which is equal to the latitude of the place.

The reason why I prefer the use of the tabular numbers, and of a scale decimally divided, to that of the line of chords, is because there is the least chance of mistake and error in this way; and likewise, because in some cases it gives us the advantage of a *nonius*' division,

In the universal ring-dial, for instance, the divisions on the axis are the tangents of the angles, of the sun's declination placed on either side of the center. But instead of laying them down from a line of tangents, I would make a scale of equal parts, whereof 1000 should answer exactly to the length of the semi-axis, from the center to the inside of the equinoctial ring; and then lay down 434 of these parts toward each end from the center, which would limit all the divisions on the axis, because 434 are the natural tangent of $23^{\circ} 29'$. And thus, by a *nonius* affixed to the sliding piece, and taking the sun's declination from an Ephemeris, and the tangent of that declination from the table of natural tangents, the slider might be always set true to within two minutes of a degree.

And this scale of 434 equal parts might be placed right against the $23\frac{1}{2}$ degrees of the sun's declination, on the axis, instead of the sun's

A a 4

place,

place, which is there of very little use. For then, the slider might be set in the usual way, to the day of the month, for common use; but to the natural tangent of the declination, when great accuracy is required.

The like may be done wherever a scale of sines or tangents is required on any instrument.

R U L E II.

The latitude of the place, the sun's declination, and his hour distance from the meridian, being given; to find (1.) his altitude; (2.) his azimuth.

Fig. 3.

1. Let d be the sun's place, dR , his declination; and in the triangle PZd , Pd the sum, or the difference, of dR , and the quadrant PR , being given by the supposition, as also the complement of the latitude PZ , and the angle dPZ , which measures the horary distance of d from the meridian; we shall (by Case 4. of Keill's Oblique spheric Trigonometry) find the base Zd , which is the sun's distance from the zenith, or the complement of his altitude.

And (2.) As sine Zd : sine Pd :: sine dPZ : dZP , or of its supplement DZS , the azimuthal distance from the south.

Or, the practical rule may be as follows.

Write A for the sine of the sun's altitude, Z and l for the sine and co-sine of the latitude, D and d for the sine and co-sine of the sun's declination, and H for the sine of the horary distance from VI.

Then the relation of H to A will have three varieties.

1. When

1. When the declination is toward the elevated pole, and the hour of the day is between XII and VI; it is $A = L D + H l d$, and $H = \frac{A - L D}{l d}$.

2. When the hour is after VI, it is $A = L D - H l d$, and $H = \frac{L D - A}{l d}$.

3. When the declination is toward the depressed pole, we have $A = H l d - L D$, and $H = \frac{A + L D}{l d}$.

Which theorems will be found useful, and expeditious enough for solving those problems in geography and dialing, which depend on the relation of the sun's altitude to the hour of the day.

EXAMPLE I.

Suppose the latitude of the place to be $51^{\circ} 30'$ degrees north; the time five hours distant from XII, that is, an hour after VI in the morning, or before VI in the evening; and the sun's declination 20° north. *Required the sun's altitude?*

Then, to log. $L = \log. \sin. 51^{\circ} 30' 1.89354^*$
add log. $D = \log. \sin. 20^{\circ} 0' 1.53405$

Their sum 1.42759
gives $L D = \logarithm$ of 0.267664 , in the natural sines.

* Here we consider the radius as unity, and not 10.00000, by which, instead of the index 9 we have—1, as above: which is of no farther use, than making the work a little easier.

And,

$$\begin{array}{rcl}
 \text{And, to log. } H = \text{log. sin. } + 15^{\circ} 0' & 1.41300 \\
 \text{add } \left\{ \begin{array}{l} \text{log. } l = \text{log. sin. } \dagger 38^{\circ} 0' \\ \text{log. } d = \text{log. sin. } \parallel 70^{\circ} 0' \end{array} \right. & \begin{array}{l} 1.79414 \\ 1.97300 \end{array} \\
 \hline
 \end{array}$$

Their sum - - - - - 1.18015
gives $Hl d =$ logarithm of 0.151408, in the natural sines.

And these two numbers (0.267664 and 0.151408) make $0.419072 = A$; which, in the table, is the nearest natural sine of $24^{\circ} 47'$, the sun's altitude sought.

The same hour-distance being assumed on the other side of VI, then $LD - Hl d$ is 0.116256, the sine of $6^{\circ} 40\frac{1}{2}'$; which is the sun's altitude at V in the morning, or VII in the evening, when his north declination is 20° .

But when the declination is 20° south (or towards the depressed pole) the difference $Hl d - LD$ becomes negative, and thereby shews that, an hour before VI in the morning, or past VI in the evening, the sun's center is $6^{\circ} 40\frac{1}{2}'$ below the horizon.

EXAMPLE II.

In the same latitude and north declination, from the given altitude to find the hour.

Let the altitude be 48° ; and because, in this case, $H = \frac{A - LD}{ld}$, and A (the natural sine of 48°) = .743145, and $LD = .267664$, $A - LD$

† The distance of one hour from VI.

‡ The co-latitude of the place.

|| The co-declination of the sun.

will be 0.475481, whose logarithmic
 sine is - - - - - 1.6771331
 from which taking the logarithmic
 sine of $l \times d =$ - - - - - 1.7671354

Remains - - - - - 1.9099977
 the logarithmic sine of the hour-distance sought,
 viz. of $54^{\circ} 22'$; which, reduced to time, is
 3 hours $37\frac{1}{2}$ min. that is, IX h. $37\frac{1}{2}$ min. in
 the forenoon, or II h. $22\frac{1}{2}$ m. in the after-
 noon.

Put the altitude $= 18^{\circ}$, whose natural sine
 is .3090170; and thence $A - L D$ will be
 $= .0491953$; which divided by $l \times d$, gives
 $.0717179$, the sine of $4^{\circ} 6\frac{1}{2}'$, in time $16\frac{1}{2}$ mi-
 nutes nearly, before VI in the morning, or
 after VI in the evening, when the sun's altitude
 is 18° .

And, if the declination 20° had been towards
 the south pole, the sun would have been de-
 pressed 18° below the horizon at $16\frac{1}{2}$ minutes
 after VI in the evening; at which time, the
 twilight would end; which happens about the
 22d of November, and 19th of January, in the
 latitude of $51^{\circ} \frac{1}{2}$ north. The same way may the
 end of twilight, or beginning of dawn, be found
 for any time of the year.

NOTE 1. If in theorem 2 and 3 (page 363)
 A is put $= 0$, and the value of H is computed,
 we have the hour of sun-rising and setting for
 any latitude, and time of the year. And if we
 put $H = 0$, and compute A , we have the sun's
 altitude or depression at the hour of VI. And
 lastly, if H , A and D are given, the latitude
 may be found by the resolution of a quadratic
 equation; for $l = \sqrt{1 - L^2}$.

NOTE

NOTE 2. When A is equal 0, H is equal $\frac{LD}{TD} = TL \times TD$, the tangent of the latitude multiplied by the tangent of the declination.

As, if it was required, *what is the greatest length of day in latitude $51^{\circ} 30'$?*

To the log. tangent of $51^{\circ} 30'$ 0.0993948

Add the log. tangent of $23^{\circ} 29'$ 1.6379563

Their sum - - - - - 1.7373511 is the log. sine of the hour-distance $33^{\circ} 7'$; in time 2 h. $12\frac{1}{2}$ m. The longest day therefore is 12 h. + 4 h. 25 m. = 16 h. 25 m. And the shortest day is 12 h. - 4 h. 25 m. = 7 h. 35 m.

And if the longest day is given, the latitude of the place is found; $\frac{H}{TD}$ being equal to TL .

Thus, if the longest day is $13\frac{1}{2}$ hours = 2×6 h. + 45 m. and 45 minutes in time being equal to $11\frac{1}{4}$ degrees.

From the log. sine of $11^{\circ} 15'$ 1.2902357

Take the log. tang. of $23^{\circ} 29'$ 1.6379562

Remains - - - - - 1.6522795

= the logarithmic tangent of lat. $24^{\circ} 11'$.

And the same way, the latitudes, where the several geographical *climates* and parallels begin, may be found; and the latitudes of places, that are assigned in authors from the length of their days, may be examined and corrected.

NOTE 3. The same rule for finding the longest day in a given latitude, distinguishes the hour-lines that are necessary to be drawn on any dial from those which would be superfluous.

In lat. $52^{\circ} 10'$ the longest day is 16 h. 32 m. and the hour-lines are to be marked from 44 m. after

after III in the morning, to 16 m. after VIII in the evening.

In the same latitude, let the dial of Art. 7. Fig. 4. be proposed; and the elevation of its stile (or the latitude of the place d , whose horizon is parallel to the plane of the dial) being $15^{\circ} 9'$; the longest day at d , that is, the longest time that the sun can illuminate the plane of the dial, will (by the rule $H = T L \times T D$) be twice 6 hours 27 minutes = 12 h. 54 m. The difference of longitude of the planes d and Z was found in the same example to be $36^{\circ} 2'$; in time, 2 hours 24 minutes; and the declination of the plane was from the south towards the west. Adding therefore 2 h. 24 min. to 5 h. 33 m. the earliest sun-rising on a horizontal dial at d , the sum 7 h. 57 m. shews that the morning hours, or the parallel dial at Z , ought to begin at 3 min. before VIII. And to the latest sun-setting at d , which is 6 h. 27 m. adding the same two h. 24 m. the sum 8 h. 51 m. exceeding 6 h. 16 m. the latest sun-setting at Z , by 35 m. shews that none of the afternoon hour-lines are superfluous. And the 4 h. 13 m. from III h. 44 m. the sun-rising at Z to VII h. 57 m. the sun-rising at d , belong to the other face of the dial; that is, to a dial declining 36° from north to east, and inclining 15° .

Fig. 3.

EXAMPLE III.

From the same *data* to find the sun's *azimuth*.

If H , L and D are given, then (by Art. 2. of Rule II.) from H having found the altitude and its complement Zd ; and the arc Pd (the distance

distance from the pole) being given; say, As the co-sine of the altitude is to the sine of the distance from the pole, so is the sine of the hour-distance from the meridian to the sine of the azimuth-distance from the meridian.

Let the latitude be $51^{\circ} 30'$ north, the declination $15^{\circ} 9'$ south, and the time 11 h. 24 m. in the afternoon, when the sun begins to illuminate a vertical wall, and it is required to find the position of the wall.

Then, by the foregoing theorems, the complement of the altitude will be $81^{\circ} 32\frac{1}{2}'$, and Pd the distance from the pole being $109^{\circ} 5'$, and the horary distance from the meridian, or the angle dPZ , 36° .

To log. sin. $74^{\circ} 51'$ - - 1.98464

Add log. sin. $36^{\circ} 0'$ - - 1.76922

And from the sum - - 1.75386

Take the log. sin. $81^{\circ} 32\frac{1}{2}'$ 1.99525

Remains - - - - 1.75861 = log.

sin. 35° , the azimuth distance south.

When the altitude is given, find from thence the hour, and proceed as above.

This praxis is of singular use on many occasions; in finding the declination of vertical planes more exactly than in the common way, especially if the transits of the sun's center is observed by applying a ruler with sights, either plain or teleiscopical, to the wall or plane, whose declination is required.—In drawing a meridian-line, and finding the magnetic variation.—In finding the bearings of places in terrestrial surveys; the transits of the sun over any place, or his horizontal distance from it being observed, together with the altitude and hour.—And

thence determining small differences of longitude.—In observing the variation at sea, &c.

The learned Mr. *Andrew Reid* invented an instrument several years ago, for finding the latitude at sea from two altitudes of the sun, observed on the same day, and the interval of the observations, measured by a common watch. And this instrument, whose only fault was that of its being somewhat expensive, was made by Mr. *Jackson*. Tables have been lately computed for that purpose.

But we may often, from the foregoing rules, resolve the same problem without much trouble; especially if we suppose the master of the ship to know within 2 or 3 degrees what his latitude is. Thus,

Assume the two nearest probable limits of the latitude, and by the theorem $H = \frac{A+LD}{l d}$ compute the hours of observation for both suppositions. If one interval of those computed hours coincides with the interval observed, the question is solved. If not, the two distances of the intervals computed, from the true interval, will give a proportional part to be added to, or subtracted from, one of the latitudes assumed. And if more exactness is required, the operation may be repeated with the latitude already found.

But whichever way the question is solved, a proper allowance is to be made for the difference of latitude arising from the ship's course in the time between the two observations.

Of

Of the double horizontal dial; and the Babylonian and Italian dials.

To the *gnomonic* projection, there is sometimes added a *stereographic* projection of the hour-circles, and the parallels of the sun's declination, on the same horizontal plane; the upright side of the gnomon being sloped into an edge, standing perpendicularly over the center of the projection: so that the dial, being in its due position, the shadow of *that* perpendicular edge is a vertical circle passing through the sun, in the stereographic projection.

The months being duly marked on this dial, the sun's declination, and the length of the day at any time, are had by inspection (as also his altitude, by means of a scale of tangents). But its chief property is, that it may be placed true, whenever the sun shines, without the help of any other instrument.

Fig. 3.

Let d be the sun's place in the stereographic projection, $x d y z$ the parallel of the sun's declination, $Z d$ a vertical circle through the sun's center, $P d$ the hour-circle; and it is evident, that the diameter NS of this projection being placed duly north and south, these three circles will pass through the point d . And therefore, to give the dial its due position, we have only to turn its gnomon toward the sun, on a horizontal plane, until the hour on the common gnomonic projection coincides with that marked by the hour-circle $P d$, which passes through the intersection of the shadow $Z d$ with the circle of the sun's present declination.

The *Babylonian* and *Italian* dials reckon the hours, not from the meridian, as with us, but
from

from the sun's rising and setting. Thus, in *Italy*, an hour before sun-set is reckoned the 23d hour; two hours before sun-set, the 22d hour; and so of the rest. And the shadow that marks them on the hour-lines, is *that* of the point of a stile. This occasions a perpetual variation between their dials and clocks, which they must correct from time to time, before it arises to any sensible quantity, by setting their clocks so much faster or slower. And in *Italy*, they begin their day, and regulate their clocks, not from sun-set, but from about mid-twilight, when the *Ave Maria* is said; which corrects the difference that would otherwise be between the clock and the dial.

The improvements which have been made in all sorts of instruments and machines for measuring time, have rendered such dials of little account. Yet, as the theory of them is ingenious, and they are really, in some respects, the best contrived of any for vulgar use, a general idea of their description may not be unacceptable.

Let Fig. 5. represent an erect direct south wall, on which a *Babylonian dial* is to be drawn, shewing the hours from sun-rising; the latitude of the place, whose horizon is parallel to the wall, being equal to the angle KCR . Make, as for a common dial $KG = KR$ (which is perpendicular to CR) the radius of the equinoctial AQ , and draw RS perpendicular to CK for the stile of the dial; the shadow of whose point R is to mark the hours, when SR is set upright on the plane of the dial.

Then it is evident, that in the contingent line AQ , the spaces $K_1, K_2, K_3, \&c.$ being taken equal to the tangents of the hour-distances from the meridian, to the radius KG , one, two, three, $\&c.$ hours after sun-rising, on the equinoctial day; the shadow of the point R will be

B b found,

found, at these times, respectively in the points 1, 2, 3, &c.

Draw, for the like hours after sun-rising, when the sun is in the tropic of Capricorn $\propto V$, the like common lines CD , CE , CF , &c. and at these hours the shadow of the point R will be found in those lines respectively. Find the sun's altitudes above the plane of the dial at these hours, and with their co-tangents Sd , Se , Sf , &c. to radius SR , describe arcs intersecting the hour-lines in the points d , e , f , &c. so shall the right lines $1d$, $2e$, $3f$, &c. be the lines of I, II, III, &c. hours after sun-rising.

The construction is the same in every other case, due regard being had to the difference of longitude of the place at which the dial would be horizontal, and the place for which it is to serve. And likewise, taking care to draw no lines but what are necessary; which may be done partly by the rules already given for determining the time that the sun shines on any plane; and partly from this, that on the tropical days, the hyperbola described by the shadow of the point R , limits the extent of all the hour-lines.

The most useful however, as well as the simplest of such dials, is that which is described on the two sides of a meridian plane.

That the *Babylonian* and *Italic* hours are truly enough marked by right lines, is easily shewn. Mark the three points on a globe, where the horizon cuts the equinoctial, and the two tropics, toward the east or west; and turn the globe on its axis 15° , or 1 hour; and it is plain, that the three points which were in a great circle (viz. the horizon) will be in a great circle still; which will be projected geometrically into a straight line. But these three points are universally the
sun's

sun's places, one hour after sun-set (or one hour before sun-rise) on the equinoctial and solstitial days. The like is true of all other circles of declination, besides the tropics; and therefore, the hours on such dials are truly marked by straight lines limited by the projections of the tropics; and which are rightly drawn, as in the foregoing example.

Note 1. The same dials may be delineated without the hour-lines CD , CE , CF , &c. by setting off the sun's azimuths on the plane of the dial, from the center S , on either side of the substile CSK , and the corresponding co-tangents of altitude from the same center S , for I, II, III, &c. hours before or after the sun is in the horizon of the place for which the dial is to serve, on the equinoctial and solstitial days.

2. One of these dials has its name from the hours being reckoned from sun-rising, the beginning of the *Babylonian* day. But we are not thence to imagine that the *equal* hours, which it shews, were those in which the astronomers of that country marked their observations. These, we know with certainty, were unequal, like the *Jewish*, as being twelfth parts of the natural day: and an hour of the night was, in like manner, a twelfth part of the night; longer or shorter, according to the season of the year. So that an hour of the day, and an hour of the night, at the same place, would always make $\frac{1}{12}$ of 24, or 2 equinoctial hours. In *Palestine*, among the *Romans*, and in several other countries, 3 of these unequal nocturnal hours were a *vigilia* or *watch*. And the reduction of equal and unequal hours into one another, is extremely easy. If, for instance, it is found, by a foregoing rule, that in a certain latitude, at a given time of the year, the

length of a day is 14 equinoctial hours, the unequal hour is then $\frac{14}{7}$ or $\frac{2}{1}$ of an hour, that is, 70 minutes; and the nocturnal hour is 50 minutes. The first watch begins at VII (sun-set); the second at three times 50 minutes after, viz. IX h. 30 m. the third always at midnight; the morning watch at $\frac{1}{2}$ hour past II.

If it were required to draw a dial for shewing these unequal hours, or 12th parts of the day, we must take as many declinations of the sun as are thought necessary, from the equator towards each tropic: and having computed the sun's altitude and azimuth for $\frac{1}{12}$, $\frac{2}{12}$, $\frac{3}{12}$ th parts, &c. of each of the diurnal arcs belonging to the declinations assumed: by these, the several points in the circles of declination, where the shadow of the stile's point falls, are determined: and curve lines drawn through the points of an homologous division will be the hour-lines required.

Of the right placing of dials, and having a true meridian line for the regulating of clocks and watches.

The plane on which the dial is to rest, being duly prepared, and every thing necessary for fixing it, you may find the hour tolerably exact by a large equinoctial ring-dial, and set your watch to it. And then the dial may be fixed by the watch at your leisure.

If you would be more exact, take the sun's altitude by a good quadrant, noting the precise time of observation by a clock or watch. Then, compute the time for the altitude observed, (by the rule, page 364) and set the watch to agree with that time, according to the sun. A Hadley's quadrant

quadrant is very convenient for this purpose; for, by it you may take the angle between the sun and his image, reflected from a basin of water: the half of which angle, subtracting the refraction, is the altitude required. This is best done in summer, and the nearer the sun is to the prime vertical (the east or west azimuth) when the observation is made, so much the better.

Or, in summer, take two equal altitudes of the sun in the same day; one any time between 7 and 10 o'clock in the morning, the other between 2 and 5 in the afternoon; noting the moments of these two observations by a clock or watch: and if the watch shews the observations to be at equal distances from noon, it agrees exactly with the sun; if not, the watch must be corrected by half the difference of the forenoon and afternoon intervals; and then the dial may be set true by the watch.

Thus, for example, suppose you have taken the sun's altitude when it was 20 minutes past VIII in the morning by the watch; and found, by observing in the afternoon, that the sun had the same altitude 10 minutes before III; then it is plain, that the watch was 5 minutes too fast for the sun: for 5 minutes after XII is the middle time between VIII h. 20 m. in the morning, and III h. 50 m. in the afternoon; and therefore, to make the watch agree with the sun, it must be set back five minutes.

A good *meridian line*, for regulating clocks or watches, may be had by the following method. A meri-
dian line.

Make a round hole, almost a quarter of an inch diameter, in a thin plate of metal; and fix the plate in the top of a south window, in such a manner,

B b 3

manner, that it may recline from the zenith at an angle equal to the co-latitude of your place, as nearly as you can guess; for then, the plate will face the sun directly at noon on the equinoctial days. Let the sun shine freely through the hole into the room; and hang a plumb-line to the ceiling of the room; at least five or six feet from the window, in such a place as that the sun's rays, transmitted through the hole, may fall upon the line when it is noon by the clock; and having marked the said place on the ceiling, take away the line.

Having adjusted a sliding bar to a dove-tail groove, in a piece of wood about 18 inches long, and fixed a hook into the middle of the bar, nail the wood to the above-mentioned place on the ceiling, parallel to the side of the room in which the window is: the groove and bar being towards the floor. Then, hang the plumb-line upon the hook in the bar, the weight or plummet reaching almost to the floor; and the whole will be prepared for farther and proper adjustment.

This done, find the true solar time by either of the two last methods, and thereby regulate your clock. Then, at the moment of next noon by the clock, when the sun shines, move the sliding bar in the groove until the shadow of the plumb-line bisects the image of the sun (made by his rays transmitted through the hole) on the floor, wall, or on a white screen placed on the north side of the line; the plummet or weight at the end of the line hanging freely in a pail of water placed below it on the floor.—But because this may not be quite correct for the first time, on account that the plummet will not settle immediately, even in water; it may be farther corrected

rected on the following days, by the above method, with the sun and clock; and so brought to a very great exactness.

N. B. The rays transmitted through the hole, will cast but a faint image of the sun, even on a white screen, unless the room be so darkened that no sun-shine may be allowed to enter, but what comes through the small hole in the plate. And always, for some time before the observation is made, the plummet ought to be immersed in a jar of water, where it may hang freely; by which means the line will soon become steady, which otherwise would be apt to continue swinging.

As this meridian line will not only be sufficient for regulating of clocks and watches to the true time by equation tables, but also for most astronomical purposes, I shall say nothing of the magnificent and expensive meridian lines at *Bologna* and *Rome*, nor of the better methods by which astronomers observe precisely the transits of the heavenly bodies on the meridian.

L E C T. XII.

Shewing how to calculate the mean time of any New or Full Moon, or Eclipse, from the creation of the world to the year of CHRIST 5800.

IN the following tables, the mean lunation is about a 20th part of a second of time longer than its measure as now printed in the third edition of my *Astronomy*; which makes a difference of an hour and 30 minutes in 8000 years.—But this is not material, when only the mean times are required.

P R E C E P T S.

To find the mean time of any New or Full Moon in any given year and month after the Christian Era.

1. If the given year be found in the third column of the *Table of the moon's mean motion from the sun*, under the title *Years before and after CHRIST*; write out that year, with the mean motions belonging to it, and thereto join the given month with its mean motions. But, if the given year be not in the table, take out the next lesser one to it that you find, in the same column; and thereto add as many *complete years*, as will make up the given year: then, join the given month, and all the respective mean motions.

2. Collect these mean motions into one sum of signs, degrees, minutes, and seconds; remembering, that 60 seconds (") make a minute, 60 minutes (') a degree, 30 degrees ($^{\circ}$) a sign, and 12 signs ($^{\circ}$) a circle. When the signs exceed 12, or 24, or 36 (which are whole circles) reject them, and set down only the remainder; which, together with the odd degrees, minutes, and seconds already set down, must be reckoned the whole sum of the collection.

3. Subtract the result, or sum of this collection, from 12 signs; and write down the remainder. Then, look in the table, under *Days*, for the next less mean motions to this remainder,
and

and subtract them from it, writing down their remainder.

This done, look in the table under *hours* (marked H.) for the next less mean motions to this last remainder, and subtract them from it, writing down their remainder.

Then, look in the table under *minutes* (marked M.) for the next less mean motions to this remainder, and subtract them from it, writing down their remainder.

Lastly, look in the table under *seconds* (marked S.) for the next less mean motions to this remainder, either greater or less; and against it you have the seconds answering thereto.

4. And these times collected, will give the mean time of the *required new moon*; which will be right in common years, and also in January and February in leap-years; but always one day too late in leap-years after February.

EXAMPLE

E X A M P L E I.

*Required the time of new moon in September, 1764?
(a year not inserted in the table.)*

	Moon from sun.			
To the year after <i>Christ's</i>	s	o	'	"
birth — — 1753	10	9	24	56
Add compleat years — 11	0	10	14	20
(sum 1764)				
And join September — —	2	22	21	8
The sum of these mean motions is	1	12	0	24
Which, being sub. from a circle,				
or — — — —	12	0	0	0
Leaves remaining — — — —	10	17	59	36
Next less mean mot. for 26 days,				
sub. — — — —	10	16	57	34
And there remains — — — —	1	2	2	
Next less mean mot. for 2 hours,				
sub. — — — —	1	0	57	
And the remainder will be — —			1	5
Next less mean mot. for 2 min.				
sub. — — — —			1	1
Remains the mean mot. of 12 sec.				4

These times, being collected, would shew the mean time of the required new moon in September 1764, to be on the 26th day, at 2 hours 2 min. 12 sec. past noon. But, as it is in a leap-year, and after February, the time is one day too late. So, the true mean time is September the 25th, at 2 m. 12 sec. past II in the afternoon.

N. B.

N. B. The tables always begin the day at noon, and reckon thence forward, to the noon of the day following.

To find the mean time of full moon in any given year and month after the Christian Æra.

Having collected the moon's mean motion from the sun for the beginning of the given year and month, and subtracted their sum from 12 signs (as in the former example) add 6 signs to the remainder, and then proceed in all respects as above.

EXAMPLE II.

Required the mean time of full moon in September 1764?

		Moon from sun.
To the year after <i>Christ's</i>	s o ' "	
birth — — 1753	10 9 24 56	
Add compleat years - 11	0 10 14 20	
	<hr/>	
(sum 1764)		
And join September - -	2 22 21 8	
	<hr/>	
The sum of these mean motions		
is - - - - -	1 12 0 24	
Which, being subtr. from a circle, or - - - -	12 0 0 0	
	<hr/>	
Leaves remaining - - -	10 17 59 36	
To which remainder add -	6 0 0 0	
	<hr/>	
And the sum will be - -	4 17 59 36	

Brought

			Moon from sun.
Brought over	—	—	s o ' 00 4 17 59 36
Next less mean mot. for 11			
days, subtr.	-	-	4 14 5 54
And there remains	-	-	3 53 42
Next less mean mot. for 7			
hours, subtr.	-	-	3 33 20
And the remainder will be	-	-	20 22
Next less mean mot. for 40			
min. subtr.	-	-	20 19
Remains the mean mot. for 8	X	II	
sec.	-	-	3

So, the mean time, according to the tables, is the 11th of September, at 7 hours 40 minutes 8 seconds past noon. One day too late, being after February in a leap-year.

And thus may the mean time of any new or full moon be found, in any year after the Christian *Æra*.

To find the mean time of new or full moon in any given year and month before the Christian Æra.

If the given year before the year of CHRIST be found in the third column of the table, under the title *Years before and after CHRIST*, write it out, together with the given month, and join the mean motions. But, if the given year be not in the table, take out the next greater one to it that you find; which being still farther back than the given year, add as many compleat years to it as will bring the time forward to the given year; then join the month, and proceed in all respects as above.

E X A M-

EXAMPLE III.

Required the mean time of new moon in May, the year before Christ 585?

The next greater year in the table is 600; which being 15 years before the given year, add the mean motions for 15 years to those of 600, together with those for the beginning of May.

	Moon from sun.
	s o ' "
To the year before Christ 600 -	5 11 6 16
Add compleat years motion 15 -	6 0 55 24
And the mean motions for May	0 22 53 23
<hr/>	
The whole sum is - -	0 4 55 3
Which, being subtr. from a circle, or - -	12 0 0 0
<hr/>	
Leaves remaining - -	11 25 4 57
Next less mean mot. for 29 days, subtr. - -	11 23 31 54
<hr/>	
And there remains - -	1 33 3
Next less mean mot. for 3 hours subtr. - -	1 31 26
<hr/>	
And the remainder will be -	1 37
Next less mean mot. for 3 min. subtr. - -	1 31
<hr/>	
Rem. the mean mot. of 14 seconds - -	6
<hr/>	
	So,

So, the mean time by the tables, was the 29th of May, at 3 hours 3 min. 14 sec. past noon. A day later than the truth, on account of its being in a leap-year. For as the year of CHRIST 1 was the first after a leap-year, the year 585 before the year 1 was a leap-year of course.

If the given year be after the Christian *Æra*, divide its date by 4, and if nothing remains, it is a leap-year in the old stile. But if the given year was before the Christian *Æra* (or Year of CHRIST 1) subtract one from its date, and divide the remainder by 4; then, if nothing remains, it was a leap-year; otherwise not.

To find whether the sun is eclipsed at the time of any given change, or the moon at any given full.

Of eclipses. From the *Table of the sun's mean motion* (or distance) from the moon's ascending node, collect the mean motions answering to the given time; and if the result shews the sun to be within 18 degrees of either of the nodes at the time of new moon, the sun will be eclipsed at that time. Or, if the result shews the sun to be within 12 degrees of either of the nodes at the time of full moon, the moon will be eclipsed at that time, in or near the contrary node; otherwise not.

EXAMPLE IV.

The moon changes on the 26th of September 1764,
at 2 h. 2 m. (neglecting the seconds) after noon.
(See Example I.) Qu. Whether the sun will
be eclipsed at that time?

Sun from node.

To the year after Christ's	s	o	'	"
birth — — 1753	1	28	0	19
Add compleat years - 11	7	2	3	56
<hr/>				
(sum 1764)				
And { September - - -	8	12	22	49
26 days - - -	27	0	13	
2 hours - - -		5	12	
2 minutes - - -				5
<hr/>				
Sun's distance from the ascend-				
ing node - - -	6	9	32	34
<hr/>				

Now, as the descending node is just opposite to the ascending, (viz. 6 signs distant from it) and the tables shew only how far the sun has gone from the ascending node, which, by this example, appears to be 6 signs 9 degrees 32 minutes 34 seconds, it is plain that he must be eclipsed; being then only $9^{\circ} 32' 34''$ short of the descending node.

E X A M-

EXAMPLE V.

The moon will be full on the 11th of September, 1764, at 7 h. 40 min. past noon. (See Example II.) Qu. Whether she will be eclipsed at that time?

Sun from node.

To the year after Christ's	s	o	'	"
birth — — — 1753	1	28	0	19
Add compleat years — 11	7	2	3	56

(sum 1764)

And { September — — —	8	12	22	49
11 days — — —	11	25	29	
7 hours — — —		18	11	
40 minutes — — —			1	44

Sun's distance from the ascending node — — — —

5 24 12 28

Which being subtracted from 6 signs, leaves only $5^{\circ} 47' 32''$ remaining; and this being all the space that the sun is short of the descending node, it is plain that the moon must then be eclipsed, because she is just as near the contrary node.

EXAM-

EXAMPLE VI.

Q Whether the sun was eclipsed in May, the year before CHRIST 585? (See Example III.)

		Sun from node.			
		s	o	'	"
To the year before Christ	600 -	9	9	23	51
Add the mean motion of	15				
complete years	- -	9	19	27	49
May	- -	4	4	37	57
And { 29 days	- -	1	0	7	10
3 hours	- -			7	48
3 minutes (neglecting the seconds)	- -				8
Sun's distance from the ascending node		0 3 44 43			

Which being less than 18 degrees, shews that the sun was eclipsed at that time.

This eclipse was foretold by *Thales*, and is *Thales's* thought to be the eclipse which put an end to the war between the Medes and Lydians.

The times of the sun's conjunction with the nodes, and consequently the eclipse months of any given year, are easily found by the Table of the sun's mean motion from the moon's ascending node; and much in the same way as the mean conjunctions of the sun and moon are found by the table of the moon's mean motion from the sun. For, collect the sun's mean motion from the node (which is the same as his distance gone from it) for the beginning of any given year, and subtract it from 12 signs; then, from the remainder,

remainder, subtract the next less mean motions belonging to whatever *month* you find them in the table; and from their remainder subtract the next less mean motion for *days*, and so on for *hours* and *minutes*: the result of all which will shew the time of the sun's mean conjunction with the *ascending node* of the moon's orbit.

EXAMPLE VII.

Required the time of the sun's conjunction with the ascending node in the year 1764?

	Sun from node.
	3 0 0 0
To the year after <i>Christ's</i>	
birth - - - 1753	1 28 0 19
Add compleat years - 11	7 2 3 56
Mean dist. at beg. of A.D. 1764	9 0 4 15
Subtract this distance from a circle, or - - -	12 0 0 0
And there remains - - -	2 29 55 45
Next less mean motion for	
March subtract - - -	2 1 16 39
And the remainder will be - - -	0 28 39 6
Next less mean motion for 27	
days, subtract - - -	0 28 2 32
And there remains - - -	36 34
Next less mean motion for 14	
hours, subtracted - - -	36 21
(Remains nearly) the mean motion of 5 minutes - - -	13
	Hence

Hence it appears, that the sun will pass by the moon's *ascending node* on the 27th of March, at 14 hours 5 minutes past noon; viz. on the 28th day, at 5 minutes past II in the morning, according to the tables: but this being in a leap-year, and after February, the time is one day too late. Consequently, the true time is at 5 min. past II in the morning on the 27th day; at which time, the descending node will be directly opposite to the sun.

If 6 signs be added to the remainder arising from the first subtraction, (viz. from 12 signs) and then the work carried on as in the last example, the result will give the mean time of the sun's conjunction with the descending node. Thus, in

EXAMPLE VIII.

To find when the sun will be in conjunction with the descending node in the year 1764?

		Sun from node.			
		s	o	'	"
To the year after <i>Christ's</i>					
birth	- -	1753	1	28	0 19
Add compleat years	-	11	7	2	3 56
M. d. fr. asc. n. at beg. of 1764			9	0	4 15
Subtract this distance from a circle, or	- -	-	12	0	0 0
And the remainder will be	-	-	2	29	55 45
To which add half a circle, or	-	-	6	0	0 0
And the sum will be	- -	-	8	29	55 45
	C c 2				Next

		Sun fr. node.			
		s	o	'	"
Brought over	-	8	29	55	45
Next less mean mot. for Sept. subtr.		8	12	22	49
		<hr/>			
And there remains	-	0	17	32	56
Next less mean mot. for 16 days,					
subtr.	-	0	16	37	4
		<hr/>			
And the remainder will be	-			55	52
Next less mean mot. for 21 hours,					
subtracted	-			54	32
		<hr/>			
Rem. (nearly) the mean mot. of					
31 min.	-			1	20
		<hr/>			

So that, according to the tables, the sun will be in conjunction with the *descending node* on the 16th of September, at 21 hours 31 minutes past noon: one day later than the truth, on account of the leap-year.

The limits of eclipses.

When the moon changes within 18 days before or after the sun's conjunction with either of the nodes, the sun will be eclipsed at that change: and when the moon is full within 12 days before or after the time of the sun's conjunction with either of the nodes, she will be eclipsed at that full: otherwise not.

Their period and restitution.

If to the mean time of any eclipse, either of the sun or moon, we add 557 Julian years 21 days 18 hours 11 minutes and 51 seconds (in which there are exactly 6890 mean lunations) we shall have the mean time of another eclipse. For at the end of that time, the moon will be either new or full, according as we add it to the time of new or full moon; and the sun will be only 45" farther from the same node, at the end of the

the said time, than he was at the beginning of it; as appears by the following example*.

The period.		Moon fr. sun.				Sun fr. node.			
		s	o	'	"	s	o	'	"
Compleat years	{	500—3	5	32	47—10	14	45	8	
		40—8	26	50	37—1	23	58	49	
		17—3	2	21	39—10	28	40	55	
		21—8	16	0	21—	21	48	38	
days		21—8	16	0	21—	21	48	38	
hours		18—	9	8	35—		46	44	
minutes		11—		5	35—			29	
seconds		51—			26—			2	

Mean motions — 0 0 0 0 — 0 0 0 45

And this period is so very near, that in 6000 years it will vary no more from the truth, as to the restitution of eclipses, than $8\frac{1}{4}$ minutes of a degree; which may be reckoned next to nothing. It is the shortest in which, after many trials, I can find so near a conjunction of the sun, moon, and the same node.

* Dr. HALLEY's period of eclipses contains only 18 years 11 days 7 hours 43 minutes 20 seconds; in which time, according to his tables, there are just 223 mean lunations: but, as in that time, the sun's mean motion from the node is no more than $11^{\circ} 29' 31'' 49'''$, which wants $28' 11''$ of being as nearly in conjunction with the same node at the end of the period as it was at the beginning; this period cannot be of constant duration for finding eclipses, because it will in time fall quite without their limits. The following tables make this period 31 seconds shorter, as appears by the following calculation.

The period.		Moon fr. Sun.				Sun fr. node.			
		s	o	'	"	s	o	'	"
Compleat years		18—7	11	59	4—11	17	46	18	
	days	11—4	14	5	54—	11	25	29	
	hours	7—	3	33	20—		18	11	
	min.	42—		21	20—		1	49	
sec.		44—			22—			2	

Mean motions — 0 0 0 0 — 11 29 31 49

A Table of Mean Lunations.

This table is made by the continual addition of a mean lunation, viz. $29^d 12^h 44^m 3^s 6^{th} 21^{in}$
 $14^v 24^{vi} 0^{vii}$

Lun.	Days.	H.	M.	S.	Th.	In 100000 mean lunations, there are 8085 Julian years 12 days 21 hours 36 minutes 30 seconds = 2953059 days 3 hours 36 minutes 30 seconds.																																										
1	29	12	44	3	6	<i>Proof of the Table.</i>																																										
2	59	1	28	6	13																																											
3	88	14	12	9	19																																											
4	118	2	56	12	25																																											
5	147	15	40	15	32																																											
6	177	4	24	18	38																																											
7	206	17	8	21	44																																											
8	236	5	52	24	51																																											
9	265	18	36	27	57																																											
10	295	7	20	31	3																																											
20	590	14	41	2	7	<i>Moon from fun.</i> <table><tr><td>In</td><td>s</td><td>o</td><td>"</td><td>"</td></tr><tr><td rowspan="5">Jul. years.</td><td>4000</td><td>1</td><td>14</td><td>22 12</td></tr><tr><td>4000</td><td>1</td><td>14</td><td>22 12</td></tr><tr><td>80</td><td>5</td><td>23</td><td>41 15</td></tr><tr><td>5</td><td>10</td><td>0</td><td>18 28</td></tr><tr><td>Days</td><td>12</td><td>4</td><td>26 17 20</td></tr><tr><td>Hours</td><td>21</td><td></td><td>10 40 1</td></tr><tr><td>Min.</td><td>36</td><td></td><td>18 17</td></tr><tr><td>Sec.</td><td>30</td><td></td><td>15</td></tr><tr><td>M. fr. fun.</td><td></td><td>0</td><td>0 0 0</td></tr></table>	In	s	o	"	"	Jul. years.	4000	1	14	22 12	4000	1	14	22 12	80	5	23	41 15	5	10	0	18 28	Days	12	4	26 17 20	Hours	21		10 40 1	Min.	36		18 17	Sec.	30		15	M. fr. fun.		0	0 0 0
In	s	o	"	"																																												
Jul. years.	4000	1	14	22 12																																												
	4000	1	14	22 12																																												
	80	5	23	41 15																																												
	5	10	0	18 28																																												
	Days	12	4	26 17 20																																												
Hours	21		10 40 1																																													
Min.	36		18 17																																													
Sec.	30		15																																													
M. fr. fun.		0	0 0 0																																													
30	885	22	1	33	11																																											
40	1181	5	22	4	14																																											
50	1476	12	42	35	18																																											
100	2953	1	25	10	35																																											
200	5906	2	50	21	11																																											
300	8859	4	15	31	46																																											
400	11812	5	40	42	22																																											
500	14765	7	5	52	57																																											
1000	29530	14	11	45	54																																											
2000	59061	4	23	31	48																																											
3000	88591	18	35	17	42																																											
4000	118122	8	47	3	36																																											
5000	147652	22	58	49	30																																											
10000	295305	21	57	39	0																																											
20000	590611	19	55	18	0																																											
30000	885917	17	52	57	0																																											
40000	1181223	15	50	36	0																																											
50000	1476529	13	48	15	0																																											
100000	2953059	3	36	30	0																																											

Having by the former precepts computed the mean time of new moon in January, for any given year, it is easy, by this Table, to find the mean time of new moon in January for any number of years afterward: and by means of a small table of lunations for 12 or 13 months, to make a general table for finding the mean time of new or full moon in any given year and month whatever.

	D.	H.	M.	S.	Th.
In 11 lunations there are	324	20	4	34	10.
In 12 lunations	354	8	48	37	16.
In 13 lunations	383	21	32	40	23.

But then it would be best to begin the year with March, to avoid the inconvenience of losing a day by mistake in leap year.

Years

Years of the Julian period.	Years of the World.	Years before and after CHRIST.	Moon from sun.				Com-pleat years.	Moon from sun.			
			s	o	'	"		s	o	'	"
706	0	4008	5	28	1	17	11	0	10	14	20
714	8	4000	5	9	23	24	12	5	2	3	11
1714	1008	3000	11	20	28	57	13	9	11	40	35
2714	2008	2000	6	1	34	30	14	1	21	18	0
3714	3008	1000	0	12	40	3	15	6	0	55	24
3814	3108	900	10	19	46	36	16	10	22	44	15
3914	3208	800	8	26	53	9	17	3	2	21	39
4014	3308	700	7	3	59	43	18	7	11	59	4
4114	3408	600	5	11	6	16	19	11	21	36	27
4214	3508	500	3	18	12	49	20	4	13	25	10
4314	3608	400	1	25	19	23	40	8	26	50	37
4414	3708	300	0	2	25	56	60	1	10	15	56
4514	3808	200	10	9	32	29	80	5	23	41	15
4614	3908	100	8	16	39	3	100	10	7	6	33
4714	4008	1	6	23	45	36	200	8	14	13	7
4814	4108	101	5	0	52	9	300	6	21	19	40
4914	4208	201	3	7	58	43	400	4	28	26	13
5014	4308	301	1	15	5	16	500	3	5	32	47
5114	4408	401	11	22	11	49	1000	6	11	5	33
5214	4508	501	9	29	18	23	2000	0	22	11	6
5714	5008	1001	1	4	51	9	3000	7	3	16	39
6414	5708	1701	0	24	37	2	4000	1	14	22	12
6466	5760	1753	10	9	24	56					
6514	5808	1801	6	5	20	15					
							Months.	Moon from sun.			
								s	o	'	"
							Jan.	0	0	0	0
							Feb.	0	17	54	48
							Mar.	11	29	15	16
							April	0	17	10	3
							May	0	22	53	23
							June	1	10	48	11
							July	1	16	31	32
							Aug.	2	4	26	20
							Sept.	2	22	21	8
							Oct.	2	28	4	29
							Nov.	3	15	59	17
							Dec.	3	21	42	7

The 4008th year before the year of CHRIST 1, was the 4007th year before the year of his birth; and it is supposed to have been the year of the creation.

Julian years, 3 of which have 365 days, and the 4th 366.	Compleat years.	Moon from sun.
1	4	9 37 24
2	8	19 14 48
3	0	28 52 13
4	5	20 41 4
5	10	0 18 28
6	2	9 55 52
7	6	19 33 17
8	11	11 22 7
9	3	20 59 32
10	8	0 26 55

This table agrees with the *old style* until the year 1753; and after that, with the *new*.

Days.	Moon from sun.				Moon from sun.				Moon from sun.			
	s	o	'	"	H.	o	'	"	M.	'	'	"
1	0	12	11	27	M.	"	"	"	S.	"	"	"
2	0	24	22	53	S.	"	"	"	Th.	"	"	v
3	1	6	34	20								
4	1	18	45	47	1	0	30	29	31	15	44	47
5	2	0	57	13	2	1	0	57	32	16	15	16
6	2	13	8	40	3	1	31	26	33	16	45	44
7	2	25	20	7	4	2	1	54	34	17	16	13
8	3	7	31	34	5	2	32	23	35	17	46	42
9	3	19	43	0	6	3	2	52	36	18	17	10
10	4	1	54	27	7	3	33	20	37	18	47	39
11	4	14	5	54	8	4	3	49	38	19	18	7
12	4	26	17	20	9	4	34	18	39	19	48	36
13	5	8	28	47	10	5	4	46	40	20	19	5
14	5	20	40	14	11	5	35	15	41	20	49	33
15	6	2	51	40	12	6	5	43	42	21	20	2
16	6	15	3	7	13	6	36	12	43	21	50	31
17	6	27	14	34	14	7	6	41	44	22	20	59
18	7	9	26	0	15	7	37	9	45	22	51	28
19	7	21	37	27	16	8	7	38	46	23	21	56
20	8	3	48	54	17	8	38	6	47	23	52	25
21	8	16	0	21	18	9	8	35	48	24	22	54
22	8	28	11	47	19	9	39	4	49	24	53	22
23	9	10	23	14	20	10	9	32	50	25	23	51
24	9	22	34	41	21	10	40	1	51	25	54	19
25	10	4	46	7	22	11	10	30	52	26	24	48
26	10	16	57	34	23	11	40	58	53	26	55	17
27	10	29	9	1	24	12	11	27	54	27	25	45
28	11	11	20	27	25	12	41	55	55	27	56	14
29	11	23	31	54	26	13	12	24	56	28	26	43
30	0	5	43	21	27	13	42	53	57	28	57	11
31	0	17	54	47	28	14	13	21	58	29	27	40
32	1	0	6	15	29	14	43	50	59	29	58	8
					30	15	14	18	60	30	28	37

1 Lunation = 29^d 12^h 44^m 3^s 6th 21^{iv} 14^v 21^{vi} 0^{vii}

In leap years, after February, a day and its motion must be added to the time for which the moon's mean distance from the sun is given. But, when the mean time of any new or full moon is required in leap-year after February, a day must be subtracted from the mean time thereof, as found by the tables. In common years they give the day right.

Years

*A Table of the Sun's mean Motion from the Moon's
Ascending Node.*

395

Years of the Julian period.	Years of the World.	Years before and after CHRIST.	Sun from node.				Com- pleat years.	Sun from node.				
			s	o	'	"		s	o	'	"	
700	0	4008	7	6	17	9	11	7	2	3	56	
714	8	4000	0	11	4	55	12	7	22	11	39	
1714	1008	3000	9	10	35	11	13	8	11	17	2	
2714	2008	2000	6	10	5	28	14	9	0	22	25	
3714	3008	1000	3	9	35	44	15	9	19	27	49	
3814	3108	900	7	24	32	46	16	10	9	35	31	
3914	3208	800	0	9	29	48	17	10	28	40	55	
4014	3308	700	4	24	26	49	18	11	17	46	18	
4114	3408	600	9	9	23	51	19	0	6	51	43	
4214	3508	500	1	24	20	53	20	0	26	59	24	
4314	3608	400	6	9	17	54	40	1	23	58	49	
4414	3708	300	10	24	14	56	60	2	20	58	13	
4514	3808	200	3	9	11	58	80	3	17	57	37	
4614	3908	100	7	24	8	59	100	4	14	57	2	
4714	4008	1	0	9	6	1	200	8	29	54	3	
4814	4108	101	4	24	3	3	300	1	14	51	5	
4914	4208	201	9	9	0	4	400	5	29	48	7	
5014	4308	301	1	23	57	6	500	10	14	45	8	
5114	4408	401	6	8	54	8	1000	8	29	30	17	
5214	4508	501	10	23	51	9	2000	5	29	0	33	
5714	5008	1001	9	8	36	18	3000	2	28	30	50	
6414	5708	1701	4	23	15	30	4000	11	28	1	6	
6466	5760	1753	1	28	0	19	Months.	Sun from node.				
6514	5808	1801	8	25	44	44		s	o	'	"	
The 4008th year before the year of CHRIST 1, was the 4007th year before the year of his birth; and is supposed to have been the year of the creation.			Compleat years.	Sun from node.								
				s	o	'	"					
			1	0	19	5	23	Jan.				0 0 0 0
			2	1	8	10	47	Feb.				1 2 11 48
			3	1	27	16	10	March				2 1 16 39
			4	2	17	23	53	April				3 3 28 27
			5	3	6	29	16	May				4 4 37 57
			6	3	25	34	40	June				5 6 49 45
			7	4	14	40	3	July				6 7 59 14
			8	5	4	47	46	Aug.				7 9 11 1
9	5	23	53	9	Sept.				8 12 22 49			
10	6	12	58	33	Oct.				9 13 32 18			
							Nov.				10 15 44 5	
							Dec.				11 16 53 34	
This table agrees with the <i>old stile</i> until the year 1753; and after that, with the <i>new</i> .												

Days.

A Table of the Sun's mean Motion from the Moon's Ascending Node.

Days.	Sun from node.				Sun from node.				Sun from node.			
	s	o	'	"	H.	o	'	"	M.	'	"	'''
					M.				S.			
					S.				Th.			v
1	0	1	2	19								
2	0	2	4	38								
3	0	3	6	57	1	0	2	36	31	1	20	31
4	0	4	9	16	2	0	5	12	32	1	23	7
5	0	5	11	36	3	0	7	48	33	1	25	43
6	0	6	13	54	4	0	10	23	34	1	28	9
7	0	7	16	13	5	0	12	59	35	1	31	55
8	0	8	18	32	6	0	15	35	36	1	33	31
9	0	9	20	51	7	0	18	11	37	1	36	6
10	0	10	23	10	8	0	20	47	38	1	38	42
11	0	11	25	29	9	0	23	23	39	1	41	18
12	0	12	27	48	10	0	25	58	40	1	43	54
13	0	13	30	7	11	0	28	33	41	1	46	36
14	0	14	32	26	12	0	31	9	42	1	49	5
15	0	15	34	15	13	0	33	45	43	1	51	41
16	0	16	37	4	14	0	36	21	44	1	54	17
17	0	17	39	23	15	0	38	57	45	1	56	53
18	0	18	41	41	16	0	41	32	46	1	59	29
19	0	19	44	0	17	0	44	8	47	2	2	5
20	0	20	46	19	18	0	46	44	48	2	4	41
21	0	21	48	38	19	0	49	20	49	2	7	17
22	0	22	50	57	20	0	51	56	50	2	9	53
23	0	23	53	16	21	0	54	32	51	2	12	29
24	0	24	55	35	22	0	57	8	52	2	15	5
25	0	25	57	54	23	0	59	43	53	2	17	41
26	0	27	0	13	24	1	2	19	54	2	20	17
27	0	28	2	32	25	1	4	55	55	2	22	53
28	0	29	4	51	26	1	7	31	56	2	25	29
29	1	0	7	10	27	1	10	7	57	2	28	4
30	1	1	9	29	28	1	12	43	58	2	30	40
31	1	2	11	48	29	1	15	9	59	2	33	16
32	1	3	14	7	30	1	17	55	60	2	35	52

In leap years, after February, add one day and one day's motion to the time at which the sun's mean distance from the ascending node is required.

I N D E X.

A

A Dulteration of metals, to detect	page 159
Air, its properties	168
Air-pump	179
—— experiments upon it	182—200
<i>Aldersea</i> (Mr.) his engine for raising water	125
Angle, of incidence	205
—— of reflection	240
—— of refraction	205
<i>Antæci</i>	267
Apparent motion of the heavens	250
<i>Archimedes</i> , his proposition for finding the area of a circle, and the solidity of a cylinder raised upon that circle	139
—— for finding the deceit in king <i>Hiero's</i> crown	153
Armillary sphere	312
Atmosphere, its whole weight upon the earth	170
Attraction, of cohesion	6
—— of gravitation	8
—— of magnetism	17
—— of electricity	18
Azimuth	303

B

Balance	50
Barometer	172
Bodies moving in orbits have a tendency to fly off from their orbits	30
Bodies move faster in small orbits than in large ones	31
—— their centrifugal forces	ib.
Burning-glasses, the force of their heat	208

C

Camera obscura	238
<i>Cartesian</i> vortexes, absurd	35
Center of gravity	13
—— the curves described by bodies moving round it	25
Central forces	19—41
Circles of the sphere	251
Climate	289
Coloured	

I N D E X.

Coloured bodies, which are transparent, become opaque if put together	245
Colures	297
Combined forces, their effect	21
Common pump	117
Constellations	298
Cranes	84—89

D

Damps	175
Danger of people's rising hastily in a coach or boat when it is likely to be overset	14
Days lengthened by the refraction of the sun's rays	204
Declination of the sun and stars	300
Descending velocity, gives a power of equal ascent	12
Dialing	316—377
Double projectile force, a balance to a quadruple power of gravity	27

E

Earth, its motion demonstrated	45
———proof of its being globular	247
Earthquakes	178
Eclipses	384
Ecliptic	249
Electricity	18
Engine (any mechanical) how to compute its power	48
———for working pumps by water	125
———for raising water by the strength of horses	128
Equation of time	310
Equinoctial	249
Eye, described	212

F

Face of the heaven and earth, how represented in a machine	248
Fermentations	176
Fire damps	177
Fluids, their pressure	101
Fire engine	143
Forces, central	19—41
———combined	21
Forcing pump	122
Foundation principle of all mechanics	47
Fountain at command	116
Frigid zones	274
Gold,	

I N D E X.

G	
Gold, how much heavier than its bulk of water	155
Gold-beaters, to what a prodigious extent they can hammer out gold	4
Glass, the shapes into which it is generally ground for optical uses	207
Globes, their use	247
Gravity	8
——decreases as the square of the distance increases	10

H	
Hand-mill	81
Harvest moon	306
Heavens, their apparent motion	250
Horizon, sensible and rational	251
Horse-mill	82
——pump	126
Hour-circles	253
Hydraulic engines	112—134
Hydrostatics	101—110
Hydrostatic balance	154
——paradox	104
——bellows	107
——tables	135—146

I	
Inactivity of matter	2
Inclined plane	59
Infinite divisibility of matter	5
Intermitting springs	117

K	
<i>Kepler's</i> problem concerning the squares of the periods and cubes of the distances of the planets	34

L	
Latitude, how found	346
Laws of the planets motions	23
Lead, how it may be made to swim in water	109
<i>Lewenhoek</i> , his account of the number and size of the small animals in the milt of a cod-fish	4
Lenses, their properties	207
Lever, its use	49
Light, the amazing smallness of its particles	201
——reflected	202
——refracted	203
Line of direction	13
Loadstone, its properties	17

Long

I N D E X.

- Long* (Rev. Dr.) his curious experiment with a concave mirror 227
 ——— his glass sphere 312
 Looking-glasses 240
 ——— need be only half the length and half the breadth of a man, to shew him his whole image 241

M

- Magnetism 17
 Man, how he may raise himself up by his breath 109
 ——— of a middle size, how much he is pressed by the atmosphere 171
 Matter, its properties 1—19
 Mechanical powers 49
 ——— all combined in one engine 70
 Metals, expand by heat 15
 ——— their specific gravities 158
 Microscope, single 218
 ——— double ib.
 ——— solar 219
 Mills for grinding corn 71—80
 Mirrors, how they reflect the light 221
 Monsoons 174
 Moon, the law of her motion 3, 24, 25
 Motion (all) naturally rectilinear 20
 Multiplying glasses 237

N

- Newsham's* engine for extinguishing fire 124

O

- Objects, how their images are formed by means of glasses 210
 ——— why they appear erect, notwithstanding their images are inverted in the eye 214
 ——— why they appear coloured when seen through some telescopes 232
 Opera-glass 240
 Optic nerve, why that part of the image which falls upon it is lost 215

P

- Padmore* (Mr.) his improvement of cranes 89
Periacci 268
Persian wheel 152
 Pile engine 98
 Planetary motions (the laws thereof) 23

Poles

I N D E X . I

Poles of the earth and heavens	249—252
Polar circles	256
Porosity of bodies	15
Precepts for calculating the mean times of new and full moons and eclipses	377
Prismatic colours	243
———— make a white when blended together	245
Pulley	57
Pump, common	117
———— forcing	122
———— engine to work by water	125
———— by horses	126
Pyrometer	16

Q

Quantity of matter in bodies, is in exact proportion to their weight	10
Quicksilver its weight	171

R

Rainbow	246
Rays of light	201
Repulsion	7
Right ascension	300
Running water, its weight	141

S

Sails of a windmill, their proper form and angle	82
———— their incredible velocity	83, 84
Screw, its power	68
———— shewn by a machine	ib.
Seasons, how they may be shewn by a small globe	257
Signs of the zodiac	255
Silver, how much heavier than its bulk of water	155
Slare (Dr.) his dangerous experiment	200
Solidity of matter	1
Specific gravities of bodies	153
Spectacles, why some eyes require them	217
Spirituous liquors, to know whether they be genuine or not	160
Spouting fluids	111
Steam (or fire) engine	143
Steelyard	51
Sun, appears above the horizon when he is really below it	204
Syphon	113

Tantalus's

I N D E X.

T

<i>Tantalus's cup</i>	115
Table for mill-wrights	80
———of the quantity of water that may be raised to any given height by a common pump	122
———of fines for the elevation of water-pipes	132
———of the quantity and weight of water in a pipe of a given length and diameter of bore	135—146
———of the power of the steam-engine	151
———of specific gravities	158, 159
———of troy weight reduced to avoirdupoise	165
———of avoirdupoise weight reduced to troy	166
———of the rarity and expansion of air	170
———of the miles in a degree of longitude in all latitudes	271
———of the sun's place and declination	340—345
Tables for calculating new and full moons and eclipses	384
Telescopes, refracting and reflecting	227—232
Temperate zones	274
Thermometer	161
Thunder and lightning	176
Toricellian experiment	170
Torrid zone	274
Trade winds	173
Tropics	256

U V

Up and down, only relative terms	248
Velocity of spouting fluids	111
Vision, how caused	211
Vivifying spirit in air	175

W

Water, how conveyed over hills and valleys	113
Water-mills	71
Wedge	62
Wheel and axle	55
Wheel-carriages	90
Whirling-table	28
Winds, the cause of	173
Wind-mill	82
Wood, though light, may be made to lie at the bottom of water	110
World, has a tendency of itself to come to an end	40, 41

Z

Zodiac	299
Zones	274

A S U P-

A
SUPPLEMENT
To Mr. FERGUSON'S Book of
LECTURES.

D d

SUPPLEMENT

To Mr. T. A. Cusack's Book

LECTURES

D. D.





PLATE I.



J. Ferguson delin.

J. Mynde sc.

A
SUPPLEMENT
TO
MR. FERGUSON'S
BOOK of LECTURES.

MECHANICS.

*The Description of a new and safe Crane, which
has four different Powers, adapted to different
Weights.*

THE common crane consists only of a large wheel and axle; and the rope, by which goods are drawn up from ships, or let down from the quay to them, winds or coils round by the axle, as the axle is turned by men walking in the wheel. But, as these engines have nothing to stop the weight from running down, if any of the men happen to trip or fall in the wheel, the weight descends, and turns the wheel rapidly backward, and tosses the men violently about within it; which has produced melancholy instances, not only of limbs

broke, but even of lives lost, by this ill-judged construction of cranes. And besides, they have but one power for all sorts of weights; so that they generally spend as much time in raising a small weight as in raising a great one.

These imperfections and dangers induced me to think of a method of remedying them. And for that purpose, I contrived a crane with a proper stop to prevent the danger, and with different powers suited to different weights; so that there might be as little loss of time as possible: and also, that when heavy goods are let down into ships, the descent may be regular and deliberate.

This crane has four different powers: and, I believe, it might be built in a room eight feet in width: the gib being on the outside of the room,

Three trundles, with different numbers of staves, are applied to the cogs of a horizontal wheel with an upright axle; and the rope, that draws up the weight, coils round the axle. The wheel has 96 cogs, the largest trundle 24 staves, the next largest has 12, and the smallest has 6. So that the largest trundle makes 4 revolutions for one revolution of the wheel; the next makes 8, and the smallest makes 16. A winch is occasionally put upon the axis of either of these trundles, for turning it; the trundle being then used that gives a power best suited to the weight: and the handle of the winch describes a circle in every revolution equal to twice the circumference of the axle of the wheel. So that the
length

length of the winch doubles the power gained by each trundle.

As the power gained by any machine, or engine whatever, is in direct proportion as the velocity of the power is to the velocity of the weight; the powers of this crane are easily estimated, and they are as follows.

If the winch be put upon the axle of the largest trundle, and turned four times round, the wheel and axle will be turned once round; and the circle described by the power that turns the winch, being, in each revolution, double the circumference of the axle, when the thickness of the rope is added thereto; the power goes through eight times as much space as the weight rises through: and therefore (making some allowance for friction) a man will raise eight times as much weight by the crane as he would by his natural strength without it: the power, in this case, being as eight to one.

If the winch be put upon the axis of the next trundle, the power will be as sixteen to one, because it moves 16 times as fast as the weight moves.

If the winch be put upon the axis of the smallest trundle, and turned round; the power will be as 32 to one.

But, if the weight should be too great, even for this power to raise, the power may be doubled by drawing up the weight by one of the parts of a double rope, going under a pulley in the moveable block, which is hooked to the weight below the arm of the gib; and then the

power will be as 64 to one. That is, a man could then raise 64 times as much weight by the crane as he could raise by his natural strength without it; because, for every inch that the weight rises, the working power will move through 64 inches.

By hanging a block with two pulleys to the arm of the gib, and having two pulleys in the moveable block that rises with the weight, the rope being doubled over and under these pulleys, the power of the crane will be as 128 to one. And so, by increasing the number of pulleys, the power may be increased as much as you please: always remembering, that the larger the pulleys are, the less is their friction.

Whilst the weight is drawing up, the ratchet-teeth of a wheel slip round below a catch or click that falls successively into them, and so hinders the crane from turning backward, and detains the weight in any part of its ascent, if the man who works at the winch should accidentally happen to quit his hold, or choose to rest himself before the weight be quite drawn up.

In order to let down the weight, a man pulls down one end of a lever of the second kind, which lifts the catch of the ratchet-wheel, and gives the weight liberty to descend. But, if the descent be too quick, he pulls the lever a little farther down, so as to make it rub against the outer edge of a round wheel; by which means he lets down the weight as slowly as he pleases: and, by pulling a little harder, he may stop the weight, if needful, in any part of its descent.

If he accidentally quits hold of the lever, the catch immediately falls, and stops both the weight and the whole machine.

This crane is represented in P L A T E I. where *A* is the great wheel, and *B* its axle on which the rope *C* winds. This rope goes over a pulley *D* in the end of the arm of the gib *E*, and draws up the weight *F*, as the winch *G* is turned round. *H* is the largest trundle, *I* the next, and *K* is the axis of the smallest trundle, which is supposed to be hid from view by the upright supporter *L*. A trundle *M* is turned by the great wheel, and on the axis of this trundle is fixed the ratchet-wheel *N*, into the teeth of which the catch *O* falls. *P* is the lever, from which goes a rope *Q Q*, over a pulley *R* to the catch; one end of the rope being fixed to the lever, and the other end to the catch. *S* is an elastic bar of wood, one end of which is screwed to the floor: and, from the other end goes a rope (out of sight in the figure) to the further end of the lever, beyond the pin or axis on which it turns in the upright supporter *T*. The use of this bar is to keep up the lever from rubbing against the edge of the wheel *U*, and to let the catch keep in the teeth of the ratchet-wheel: But a weight hung to the farther end of the lever would do full as well as the elastic bar and rope.

When the lever is pulled down, it lifts the catch out of the ratchet-wheel, by means of the rope *Q Q*, and gives the weight *F* liberty to descend: but if the lever *P* be pulled a little farther down than what is sufficient to lift the catch *O* out of the ratchet-wheel *N*, it will rub

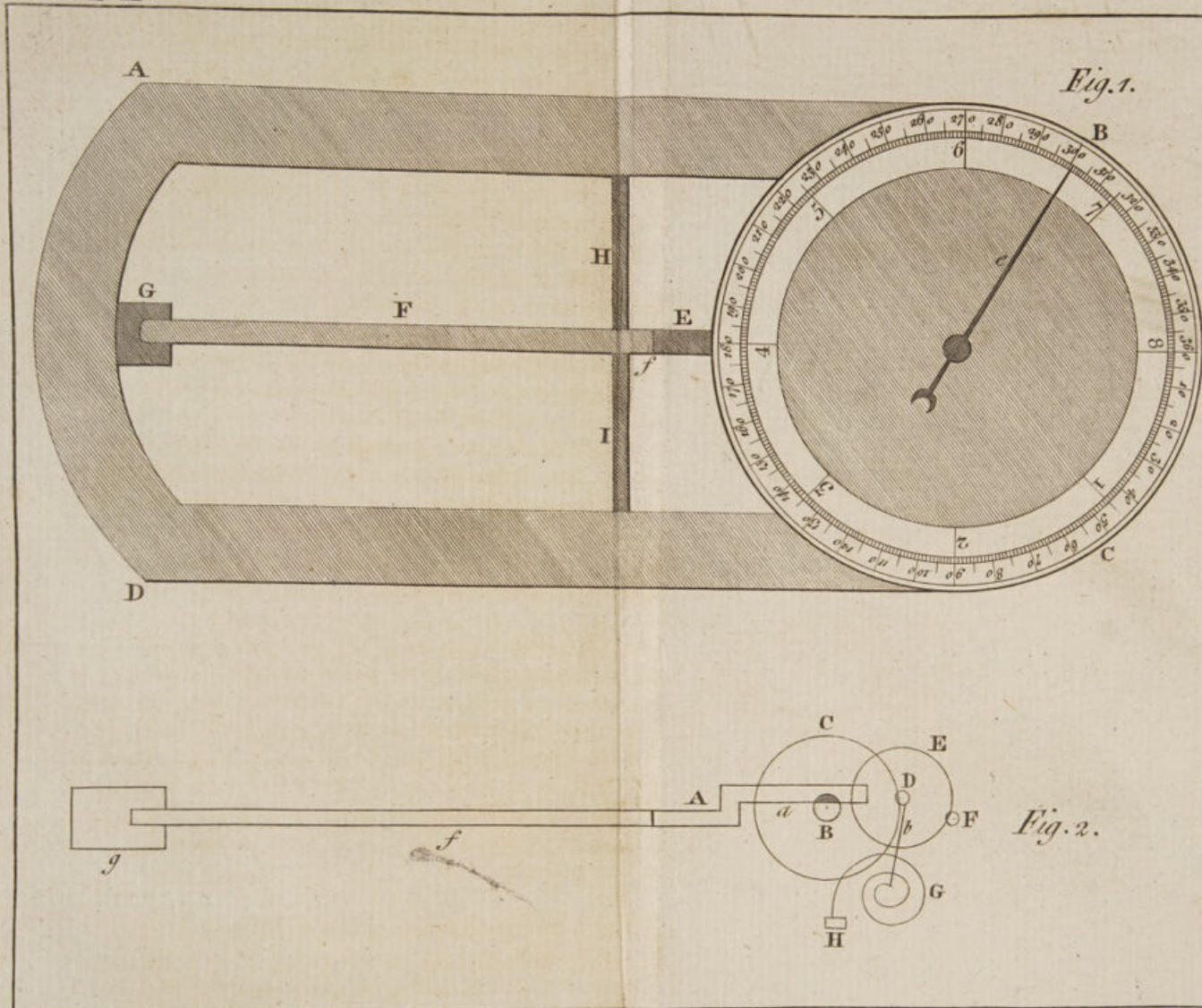
against the edge of the wheel *U*, and thereby hinder the too quick descent of the weight; and will quite stop the weight if pulled hard. And if the man who pulls the lever, should happen inadvertently to let it go; the elastic bar will suddenly pull it up, and the catch will fall down and stop the machine.

W W are two upright rollers above the axis or upper gudgeon of the gib *E*: their use is to let the rope *C* bend upon them, as the gib is turned to either side, in order to bring the weight over the place where it is intended to be let down.

N. B. The rollers ought to be so placed, that if the rope *C* be stretched close by their utmost sides, the half thickness of the rope may be perpendicularly over the center of the upper gudgeon of the gib. For then, and in no other position of the rollers, the length of the rope between the pulley in the gib and the axle of the great wheel will be always the same, in all positions of the gib: and the gib will remain in any position to which it is turned.

When either of the trundles is not turned by the winch in working the crane, it may be drawn off from the wheel, after the pin near the axis of the trundle is drawn out, and the thick piece of wood is raised a little behind the outward supporter of the axis of the trundle. But this is not material: for, as the trundle has no friction on its axis but what is occasioned by its weight, it will be turned by the wheel without any sensible resistance in working the crane.

PLATE II.



A Pyrometer, that makes the Expansion of Metals by Heat visible to the five and forty thousandth Part of an Inch.

The upper surface of this machine is represented by *Fig. 1.* of Plate II. Its frame *ABCD* is made of mohogany wood, on which is a circle divided into 360 equal parts; and within that circle is another, divided into 8 equal parts. If the short bar *E* be pushed one inch forward (or toward the center of the circle) the index *e* will be turned 125 times round the circle of 360 parts or degrees. As 125 times 360 is 45,000, 'tis evident, that if the bar *E* be moved only the 45,000th part of an inch, the index will move one degree of the circle. But as in my pyrometer, the circle is 9 inches in diameter, the motion of the index is visible to half a degree, which answers to the ninety thousandth part of an inch in the motion or pushing of the short bar *E*.

One end of a long bar of metal *F* is laid into a hollow place in a piece of iron *G*, which is fixed to the frame of the machine; and the other end of this bar is laid against the end of the short bar *E*, over the supporting cross bar *HI*: and, as the end *f* of the long bar is placed close against the end of the short bar, 'tis plain, that if *F* expands, it will push *E* forward, and turn the index *e*.

The machine stands on four short pillars, high enough from a table, to let a spirit-lamp be put on the table under the bar *F*; and when that is done, the heat of the flame of the lamp expands the bar, and turns the index.

There

There are bars of different metals, as silver, brass, and iron; all of the same length as the bar *F*, for trying experiments on the different expansion of different metals, by equal degrees of heat applied to them for equal lengths of time; which may be measured by a pendulum, that swings seconds. Thus,

Put on the brass bar *F*, and set the index to the 360th degree: then put the lighted lamp under the bar, and count the number of seconds in which the index goes round the plate, from 360 to 360 again; and then blow out the lamp, and take away the bar.

This done, put on an iron-bar *F* where the brass one was before, and then set the index to the 360th degree again. Light the lamp, and put it under the iron-bar, and let it remain just as many seconds as it did under the brass one; and then blow it out, and you will see how many degrees the index has moved in the circle: and by that means you will know in what proportion the expansion of iron is to the expansion of brass; which I find to be as 210 is to 360, or as 7 is to 12.—By this method, the relative expansion of different metals may be found.

The bars ought to be exactly of equal size; and to have them so, they should be drawn, like wire, through a hole.

When the lamp is blown out, you will see the index turn backward; which shews that the metal contracts as it cools.

The inside of this pyrometer is constructed as follows.

In

In *Fig. 2.* *Aa* is the short bar, which moves between rollers; and, on the side *a* it has 15 teeth in an inch, which take into the leaves of a pinion *B* (12 in number) on whose axis is the wheel *C* of 100 teeth, which take into the 10 leaves of the pinion *D*, on whose axis is the wheel *E* of 100 teeth, which take into the 10 leaves of the pinion *F*, on the top of whose axis is the index above-mentioned.

Now, as the wheels *C* and *E* have 100 teeth each, and the pinions *D* and *F* have ten leaves each; 'tis plain, that if the wheel *C* turns once round, the pinion *F* and the index on its axis will turn 100 times round. But, as the first pinion *B* has only 12 leaves, and the bar *Aa* that turns it has 15 teeth in an inch, which is 12 and a fourth part more; one inch motion of the bar will cause the last pinion *F* to turn an hundred times round, and a fourth part of an hundred over and above, which is 25. So that, if *Aa* be pushed one inch, *F* will be turned 125 times round.

A silk thread *b* is tied to the axis of the pinion *D*, and wound several times round it; and the other end of the thread is tied to a piece of slender watch-spring *G* which is fixed into the stud *H*. So that, as the bar *f* expands, and pushes the bar *Aa* forward, the thread winds round the axle, and draws out the spring; and as the bar contracts, the spring pulls back the thread, and turns the work the contrary way, which pushes back the short bar *Aa* against the long bar *f*. This spring always keeps the teeth of the wheels in contact with the leaves of the

the pinions, and so prevents any shake in the teeth.

In *Fig. 1.* the eight divisions of the inner circle are so many thousandth parts of an inch in the expansion or contraction of the bars; which is just one thousandth part of an inch for each division moved over by the index.

A Water-Mill, invented by Dr. Barker, that has neither Wheel nor Trundle.

This machine is represented by *Fig. 1.* of Plate III. in which, *A* is a pipe or channel that brings water to the upright tube *B*. The water runs down the tube, and thence into the horizontal trunk *C*, and runs out through holes at *d* and *e* near the ends of the trunk on the contrary sides thereof.

The upright spindle *D* is fixt in the bottom of the trunk, and screwed to it below by the nut *g*; and is fixt into the trunk by two cross bars at *f*: so that, if the tube *B* and trunk *C* be turned round, the spindle *D* will be turned also.

The top of the spindle goes square into the rynd of the upper mill-stone *H*, as in common mills; and, as the trunk, tube, and spindle turn round, the mill-stone is turned round thereby. The lower, or quiescent mill-stone is represented by *I*; and *K* is the floor on which it rests, and wherein is the hole *L* for letting the meal

meal run through, and fall down into a trough which may be about *M*. The hoop or case that goes round the mill-stone rests on the floor *K*, and supports the hopper, in the common way. The lower end of the spindle turns in a hole in the bridge-tree *GF*, which supports the mill-stone, tube, spindle, and trunk. This tree is moveable on a pin at *b*, and its other end is supported by an iron-rod *N* fixt into it, the top of the rod going through the fixt bracket *O*, and having a screw-nut *o* upon it, above the bracket. By turning this nut forward or backward, the mill-stone is raised or lowered at pleasure.

Whilst the tube *B* is kept full of water from the pipe *A*, and the water continues to run out from the ends of the trunk; the upper mill-stone *H*, together with the trunk, tube, and spindle, turns round. But, if the holes in the trunk were stopt, no motion would ensue; even though the tube and trunk were full of water. For,

If there were no hole in the trunk, the pressure of the water would be equal against all parts of its sides within. But, when the water has free egress through the holes, its pressure there is entirely removed: and the pressure against the parts of the sides which are opposite to the holes, turns the machine.

HYDROSTATICS.

A Machine for demonstrating that, on equal Bottoms, the Pressure of Fluids is in Proportion to their perpendicular Heights, without any regard to their Quantities.

THIS is termed *The Hydrostatical Paradox*: and the machine for shewing it is represented in *Fig. 2.* of *Plate III.* In which *A* is a box that holds about a pound of water, *abcde* a glass-tube fixt in the top of the box, having a small wire within it; one end of the wire being hooked to the end *F* of the beam of a balance, and the other end of the wire fixt to a moveable bottom, on which the water lies, within the box; the bottom and wire being of equal weight with an empty scale (out of sight in the figure) hanging at the other end of the balance. If this scale be pulled down, the bottom will be drawn up within the box, and that motion will cause the water to rise in the glass-tube.

Put one pound weight into the scale, which will move the bottom a little, and cause the water to appear just in the lower end of the tube at *a*; which shews that the water presses with the force of one pound on the bottom: put another pound into the scale, and the water will rise from *a* to *b* in the tube, just twice as high above the bottom as it was when at *a*; and then, as its pressure on the bottom supports two pound weight in the scale, 'tis plain that the pressure on the bottom is then equal to two pounds. Put a third pound weight in the scale, and the
water


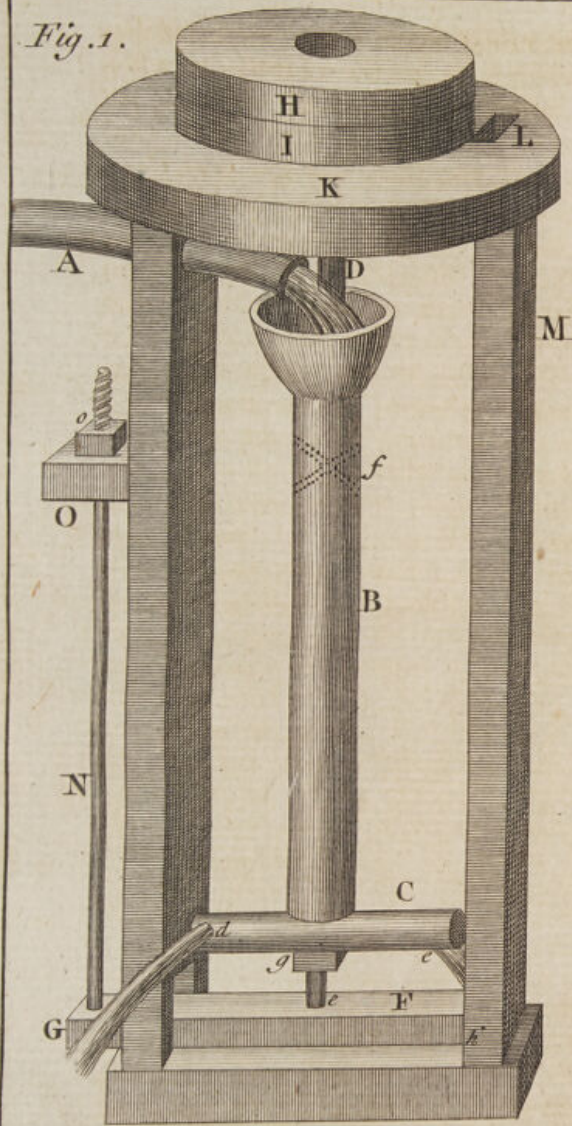


PLATE III.

Fig. 1.



J. Ferguson delin.

Fig. 2.

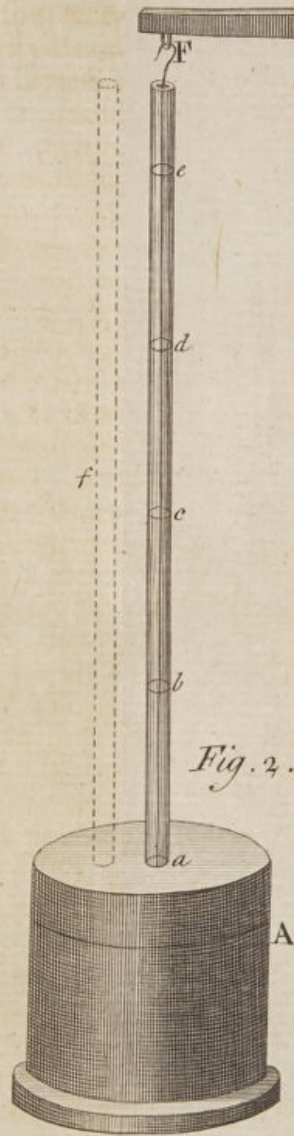



Fig. 3.



J. Mynde sc.

water will be raised from b to c in the tube, three times as high above the bottom as when it began to appear in the tube at a ; which shews, that the same quantity of water that pressed, but with the force of one pound on the bottom, when raised no higher than a , presses with the force of three pounds on the bottom when raised three times as high to c in the tube. Put a fourth pound weight into the scale, and it will cause the water to rise in the tube from c to d , four times as high as it was when it was all contained in the box, which shews that its pressure then upon the bottom is four times as great as when it lay all within the box. Put a fifth pound weight into the scale, and the water will rise in the tube from d to e , five times as high as it was above the bottom before it rose in the tube; which shews that its pressure on the bottom is then equal to five pounds, seeing that it supports so much weight in the scale. And so on, if the tube was still longer; for it would still require an additional pound put into the scale, to raise the water in the tube to an additional height equal to the space de ; even if the bore of the tube was so small as only to let the wire move freely within it, and leave room for any water to get around the wire.

Hence we infer, that if a long narrow pipe or tube was fixed in the top of a cask full of liquor, and if as much liquor was poured into the tube as would fill it, even though it were so small as not to hold an ounce weight of liquor; the pressure arising from the liquor in the tube would be as great upon the bottom,
and

and be in as much danger of bursting it out, as if the cask was continued up, in its full size, to the height of the tube, and filled with liquor.

In order to account for this surprising affair, we must consider that fluids press equally in all manner of directions; and consequently that they press just as strongly upward as they do downward. For, if another tube, as *f*, be put into a hole made into the top of the box, and the box be filled with water; and then, if water be poured in at the top of the tube *a b c d e*, it will rise in the tube *f* to the same height as it does in the other tube: and if you leave off pouring, when the water is at *c*, or any other place in the tube *a b c d e*, you will find it just as high in the tube *f*: and if you pour in water to fill the first tube, the second will be filled also.

Now it is evident that the water rises in the tube *f*, from the downward pressure of the water in the tube *a b c d e*, on the surface of the water, contiguous to the inside of the top of the box; and as it will stand at equal heights in both tubes, the upward pressure in the tube *f* is equal to the downward pressure in the other tube. But, if the tube *f* were put in any other part of the top of the box, the rising of the water in it would still be the same: or, if the top was full of holes, and a tube put into each of them, the water would rise as high in each tube as it was poured into the tube *a b c d e*; and then the moveable bottom would have the weight of the water in all the tubes to bear, besides the weight of all the water in the box.

And

And seeing that the water is pressed upward into each tube, 'tis evident that, if they be all taken away, excepting the tube $abcde$, and the holes in which they stood be stopt up; each part, thus stopt, will be pressed as much upward as was equal to the weight of water in each tube. So that, the upward pressure against the inside of the top of the box, on every part equal in breadth to the width of the tube $abcde$, will be pressed upward with a force equal to the whole weight of water in the tube. And consequently, the whole upward pressure against the top of the box, arising from the weight or downward pressure of the water in the tube, will be equal to the weight of a column of water of the same height with that in the tube, and of the same thickness as the width of the inside of the box: and this upward pressure against the top will re-act downward against the bottom, and be as great thereon, as would be equal to the weight of a column of water as thick as the moveable bottom is broad, and as high as the water stands in the tube. And thus, the paradox is solved.

The moveable bottom has no friction against the inside of the box, nor can any water get between it and the box. The method of making it so, is as follows:

In *Fig. 3.* $ABCD$ represents a section of the box, and $abcd$ is the lid or top thereof, which goes on tight, like the lid of a common paper snuff box. E is the moveable bottom, with a groove around its edge, and it is put into a bladder fg , which is tied close around it in the

E e

groove

groove by a strong waxed thread; the bladder coming up like a purse within the box, and put over the top of it at *a* and *d* all round, and then the lid pressed on. So that, if water be poured in through the hole *l l* of the lid, it will lie upon the bottom *E*, and be contained in the space *f E g b* within the bladder; and the bottom may be raised by pulling the wire *i*, which is fixed to it at *E*: and by thus pulling the wire, the water will be lifted up in the tube *k*, and as the bottom does not touch against the inside of the box, it moves without friction.

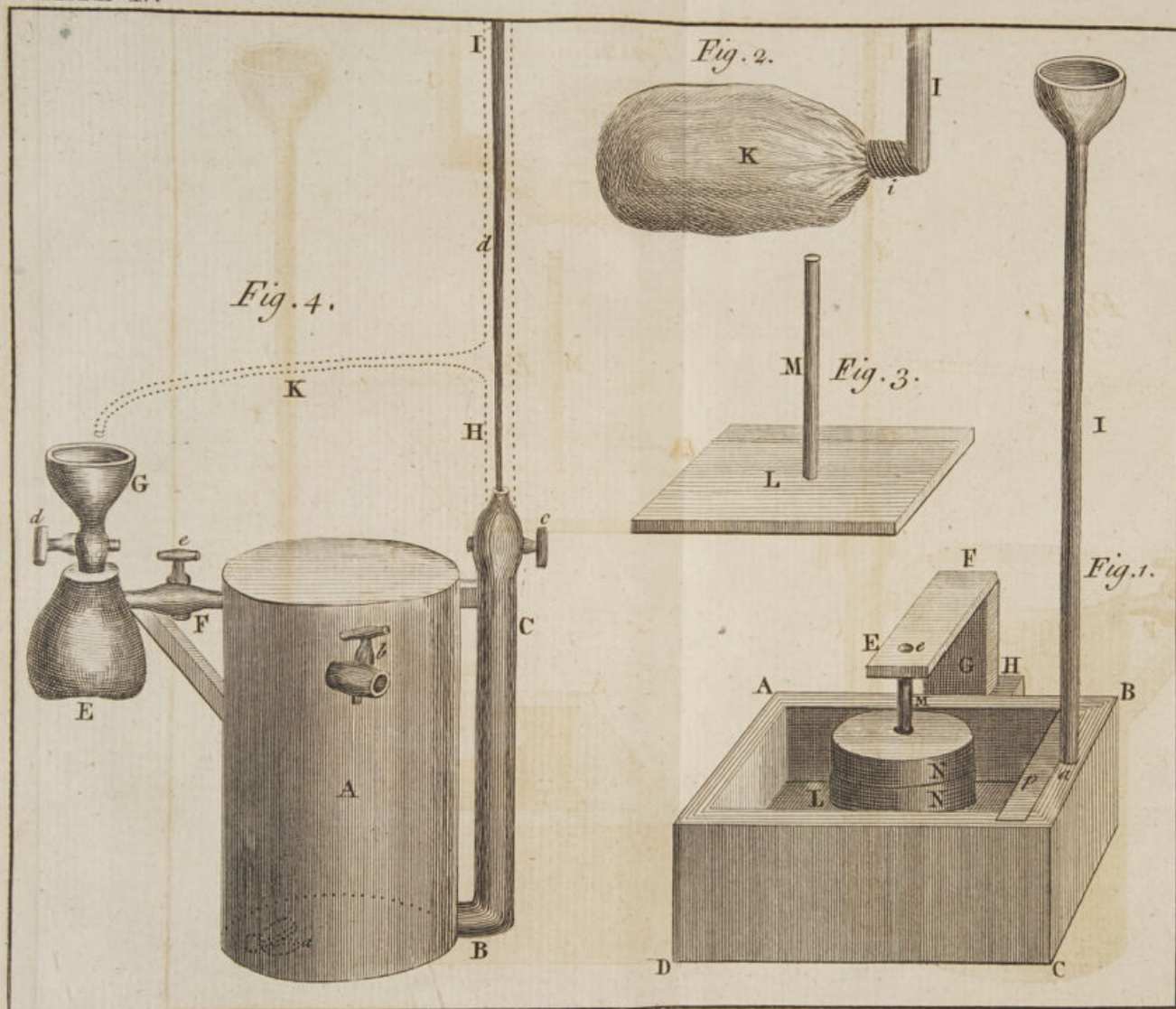
Now, suppose the diameter of this round bottom to be three inches (in which case, the area thereof will be 9 circular inches) and the diameter of the bore of the tube to be a quarter of an inch; the whole area of the bottom will be 144 times as great as the area of the top of a pin that would fill the tube like a cork.

And hence it is plain, that if the moveable bottom be raised only the 144th part of an inch, the water will thereby be raised a whole inch in the tube; and consequently, that if the bottom be raised one inch, it would raise the water to the top of a tube 144 inches, or 12 feet, in height.

N. B. The box must be open below the moveable bottom, to let in the air. Otherwise, the pressure of the atmosphere would be so great upon the moveable bottom, if it be three inches in diameter, as to require 108 pounds in the scale, to balance that pressure, before the bottom could begin to move.

A Machine,





A Machine, to be substituted in Place of the common Hydrostatical Bellows.

In *Fig. 1.* of *PLATE IV.* *ABCD* is an oblong square box, in one end of which is a round groove, as at *a*, from top to bottom, for receiving the upright glass tube *I*, which is bent to a right angle at the lower end (as at *i* in *Fig. 2.*) and to that part is tied the end of a large bladder *K*, (*Fig. 2.*) which lies in the bottom of the box. Over this bladder is laid the moveable board *L* (*Fig. 1.* and *2.*) in which is fixt an upright wire *M*; and leaden weights, *NN*, to the amount of 16 pounds, with holes in their middle, are put upon the wire, over the board, and press upon it with all their force.

The cross bar *p* is then put on, to secure the tube from falling, and keep it in an upright position: And then the piece *EFG* is to be put on, the part *G* sliding tight into the dove-tail'd groove *H*, to keep the weights *NN* horizontal, and the wire *M* upright; there being a round hole *e* in the part *EF* for receiving the wire.

There are four upright pins in the four corners of the box within, each almost an inch long, for the board *L* to rest upon; to keep it from pressing the sides of the bladder below it close together at first.

The whole machine being thus put together, pour water into the tube at top; and the water will run down the tube into the bladder below the board; and after the bladder has been

filled up to the board, continue pouring water into the tube, and the upward pressure which it will excite in the bladder, will raise the board with all the weight upon it, even though the bore of the tube should be so small, that less than an ounce of water would fill it.

This machine acts upon the same principle, as the one last described, concerning the *Hydrostatical paradox*. For, the upward pressure against every part of the board (which the bladder touches) equal in area to the area of the bore of the tube, will be pressed upward with a force equal to the weight of the water in the tube; and the sum of all these pressures, against so many areas of the board, will be sufficient to raise it with all the weights upon it.

In my opinion, nothing can exceed this simple machine, in making the upward pressure of fluids evident to sight.

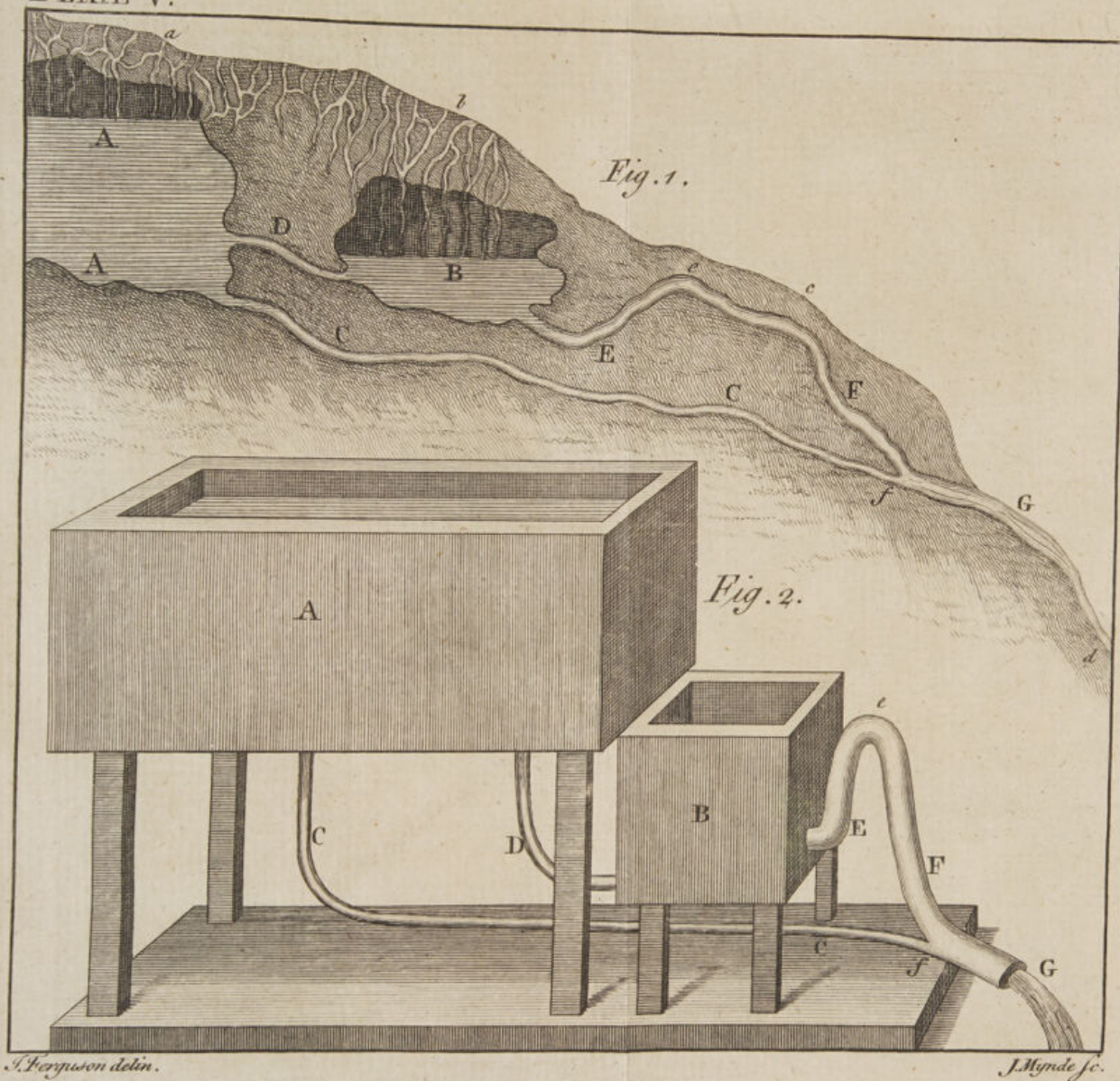
The Cause of reciprocating Springs, and of ebbing and flowing Wells, explained.

In *Fig. 1.* of *PLATE V.* Let $a b c d$ be a hill, within which is a large cavern $A A$ near the top, filled or fed by rains and melted snow on the top a , making their way through chinks and crannies into the said cavern, from which proceeds a small stream $c c$ within the body of the hill, and issues out in a spring at G on the side of the hill, which will run constantly whilst the cavern is fed with water.

From the same cavern $A A$, let there be a small channel D , to carry water into the cavern B ;



PLATE V.



B ; and from that cavern, let there be a bended channel $E e F$, larger than D , joining with the former channel $c c$, as at f before it comes to the side of the hill: and let the joining at f be below the level of the bottom of both these caverns.

As the water rises in the cavern B , it will rise as high in the channel $E e F$: and when it rises to the top of that channel at e , it will run down the part $e F G$, and make a swell in the spring G , which will continue till all the water is drawn off from the cavern B , by the natural syphon $E e F$, (which carries off the water faster from B , than the channel D brings water to it) and then the swell will stop, and only the small channel $C C$ will carry water to the spring G , till the cavern B is filled to B again by the rill D ; and then the water being at the top e of the channel $E e F$, that channel will act again as a syphon, and carry off all the water from B to the spring G , and so make a swelling flow of water at G as before.

To illustrate this by a machine (*Fig. 2.*) let A be a large wooden box, filled with water; and let a small pipe $C C$ (the upper end of which is fixed into the bottom of the box) carry water from the box to G , where it will run off constantly, like a small spring. Let another small pipe D carry water from the same box to the box or well B , from which let a syphon $E e F$ proceed, and join with the pipe $C C$ at f : the bore of the syphon being larger than the bore of the feeding-pipe D . As the water from this pipe rises in the well B , it will also rise as high in the syphon $E e F$; and when the syphon is

full to the top *e*, the water will run over the bend *e*, down the part *e F*, and go off at the mouth *G*; which will make a great stream at *G*: and that stream will continue, till the syphon has carried off all the water from the well *B*; the syphon carrying off the water faster from *B* than the pipe *D* brings water to it: and then the swell at *G* will cease, and only the water from the small pipe *CC* will run off at *G*, till the pipe *D* fills the well *B* again; and then the syphon will run, and make a swell at *G* as before.

And thus, we have an artificial representation of an ebbing and flowing well, and of a reciprocating spring, in a very natural and simple manner.

HYDRAULICS.

An Account of the Principles by which Mr. Blakey proposes to raise Water from Mines, or from Rivers to supply Towns and Gentlemen's Seats, by his new invented Fire-Engine, for which he has received His MAJESTY's Patent.

ALTHOUGH I am not at liberty to describe the whole of this simple engine, yet I have the patentee's leave to describe such a one as will shew the principles by which it acts,

In *Fig. 4.* of *PLATE IV.* let *A* be a large, strong, close vessel; immersed in water up to the cock *b*, and having a hole in the bottom, with a valve *a* upon it, opening upward within the vessel. A pipe *BC* rises from the bottom of

of this vessel, and has a cock *c* in it near the top, which is small there, for playing a very high jet *d*. *E* is the little boiler (not so big as a common tea-kettle) which is connected with the vessel *A* by the steam-pipe *F*; and *G* is a funnel, through which a little water must be occasionally poured into the boiler, to yield a proper quantity of steam. And a small quantity of water will do for that purpose, because steam possesseth upwards of 14,000 times as much space or bulk as the water does from which it proceeds.

The vessel *A* being immersed in water up to the cock *b*, open that cock, and the water will rush in, through the bottom of the vessel at *a*, and fill it as high up as the water stands on its outside; and the water, coming into the vessel, will drive the air out of it (as high as the water rises within it) through the cock *b*. When the water has done rushing into the vessel, shut the cock *b*, and the valve *a* will fall down, and hinder the water from being pushed out that way, by any force that presseth on its surface. All the part of the vessel above *b*, will be full of common air, when the water rises to *b*.

Shut the cock *c*, and open the cocks *d* and *e*; then pour as much water into the boiler *E* (through the funnel *G*) as will about half fill the boiler; and then shut the cock *d*, and leave the cock *e* open.

This done, make a fire under the boiler *E*, and the heat thereof will raise a steam from the water in the boiler; and the steam will make its way thence, through the pipe *F*, into the

vessel *A*; and the steam will compress the air (above *b*) with a very great force upon the surface of the water in *A*.

When the top of the vessel *A* feels very hot by the steam under it, open the cock *c* in the pipe *C*; and the air being strongly compressed in *A*, between the steam and the water therein, will drive all the water out of the vessel *A*, up the pipe *BC*, from which it will fly up in a jet to a very great height.—In my fountain, which is made in this manner after Mr. Blakey's, three tea-cup-fulls of water in the boiler will afford steam enough to play a jet 30 feet high.

When all the water is out of the vessel *A*, and the compressed air begins to follow the jet, open the cocks *b* and *d* to let the steam out of the boiler *E* and vessel *A*, and shut the cock *e* to prevent any more steam from getting into *A*; and the air will rush into the vessel *A* through the cock *b*, and the water through the valve *a*; and so the vessel will be filled up with water to the cock *b* as before. Then shut the cock *b* and the cocks *c* and *d*, and open the cock *e*; and then, the next steam that rises in the boiler will make its way into the vessel *A* again; and the operation will go on, as above.

When all the water in the boiler *E* is evaporated, and gone off into steam, pour a little more into the boiler, through the funnel *G*.

In order to make this engine raise water to any gentleman's house; if the house be on the bank of a river, the pipe *BC* may be continued
up

up to the intended height, in the direction HI . Or, if the house be on the side or top of a hill, at a distance from the river, the pipe, through which the water is forced up, may be laid along on the hill, from the river or spring to the house.

The boiler may be fed by a small pipe K , from the water that rises in the main pipe $BCHI$: the pipe K being of a very small bore, so as to fill the funnel G with water in the time that the boiler E will require a fresh supply. And then, by turning the cock d , the water will fall from the funnel into the boiler. The funnel should hold as much water as will about half fill the boiler.

When either of these methods of raising water, perpendicularly or obliquely, is used; there will be no occasion for having the cock c in the main pipe $BCHI$: for such a cock is requisite only, when the engine is used as a fountain.

A contrivance may be very easily made, from a lever to the cocks b , d , and e ; so that, by pulling the lever, the cocks b and d may be opened when the cock e must be shut; and the cock e be opened when b and d must be shut.

The boiler E should be inclosed in a brick wall, at a little distance from it, all around; to give liberty for the flames of the fire under the boiler to ascend round about it. By which means, (the wall not covering the funnel G) the force of the steam will be prodigiously increased by the heat round the boiler; and the funnel and water in it will be heated from the boiler; so that, the boiler


boiler will not be chilled by letting cold water into it; and the rising of the steam will be so much the quicker.


Mr. Blakey is the only person who ever thought of making use of air as an intermediate body between steam and water: by which means, the steam is always kept from touching the water, and consequently from being condensed by it. And, on this new principle, he has obtained a patent: so that no one (vary the engine how he will) can make use of air between steam and water, without infringing on the patent, and being subject to the penalties of the law.

This engine may be built for a trifling expence, in comparison of the common fire engine now in use: it will seldom need repairs, and will not consume half so much fuel. And as it has no pumps with pistons, it is clear of all their friction: and the effect is equal to the whole strength or compressive force of the steam: which the effect of the common fire engine never is, on account of the great friction of the pistons in their pumps.

ARCHIMEDES'S *Screw-Engine for raising Water.*

In *Fig. 1.* of PLATE VI. *ABCD* is a wheel, which is turned round, according to the order of the letters, by the fall of water *E F*, which need not be more than three feet. The axle *G* of the wheel is elevated so, as to make an angle of about 44 degrees with the horizon; and on the top of that axle is a wheel *H*, which turns such another wheel *I* of the same number
of





J. Ferguson delin.

J. Mynde sc.

of teeth: the axle *K* of this last wheel being parallel to the axle *G* of the two former wheels.

The axle *G* is cut into a double-threaded screw (as in Fig. 2.) exactly resembling the screw on the axis of the fly of a common jack, which must be (what is called) a right-handed-screw, like the wood-screws, if the first wheel turns in the direction *A B C D*; but must be a left-handed screw, if the stream turns the wheel the contrary way. And, which-ever way the screw on the axle *G* be cut, the screw on the axle *K* must be cut the contrary way; because these axles turn in contrary directions.

The screws being thus cut, they must be covered close over with boards, like those of a cylindrical cask; and then they will be spiral tubes. Or, they may be made of tubes of stiff leather, and wrapt round the axles in shallow grooves cut therein; as in *Fig. 3*.

The lower end of the axle *G* turns constantly in the stream that turns the wheel, and the lower ends of the spiral tubes are open into the water. So that, as the wheel and axle are turned round, the water rises in the spiral tubes, and runs out at *L*, through the holes *M*, *N*, as they come about below the axle. These holes (of which there may be any number, as four or six) are in a broad close ring on the top of the axle, into which ring, the water is delivered from the upper open ends of the screw-tubes, and falls into the open box *N*.

The lower end of the axle *K* turns on a gudgeon, in the water in *N*; and the spiral tubes

tubes in that axle take up the water from *N*, and deliver it into such another box under the top of *K*; on which there may be such another wheel as *I*, to turn a third axle by such a wheel upon it.—And in this manner, water may be raised to any given height, when there is a stream sufficient for that purpose to act on the broad float boards of the first wheel.

A quadruple Pump-Mill for raising Water.

This engine is represented in PLATE VII. In which *ABCD* is a wheel, turned by water according to the order of the letters. On the horizontal axis are four small wheels, toothed almost half round: and the parts of their edges on which there are no teeth are cut down so, as to be even with the bottoms of the teeth where they stand.

The teeth of these four wheels take alternately into the teeth of four racks, which hang by two chains over the pullies *Q* and *L*; and to the lower ends of these racks there are four iron rods fixed, which go down into the four forcing pumps, *S*, *R*, *M* and *N*. And, as the wheels turn, the racks and pump-rods are alternately moved up and down.

Thus, suppose the wheel *G* has pulled down the rack *I*, and drawn up the rack *K* by the chain: as the last tooth of *G* just leaves the uppermost tooth of *I*, the first tooth of *H* is ready to take into the lowermost tooth of the rack *K* and pull it down as far as the teeth go;
and





PLATE VII.



J. Ferguson delin.

J. Mynde fecit.

and then the rack *I* is pulled upward through the whole space of its teeth, and the wheel *G* is ready to take hold of it, and pull it down again, and so draw up the other.——In the same manner, the wheels *E* and *F* work the racks *O* and *P*.

These four wheels are fixed on the axle of the great wheel in such a manner, with respect to the positions of their teeth; that, whilst they continue turning round, there is never one instant of time in which one or other of the pump-rods is not going down, and forcing the water. So that, in this engine, there is no occasion for having a general air-vessel to all the pumps, to procure a constant stream of water flowing from the upper end of the main pipe.

The pistons of these pumps are solid plungers, the same as described in the fifth Lecture of my book, to which this is a Supplement. See *PLATE XI. Fig. 4. of that book, with the description of the figure.*

From each of these pumps, near the lowest end, in the water, there goes off a pipe, with a valve on its farthest end from the pump; and these ends of the pipes all enter one close box, into which they deliver the water: and into this box, the lower end of the main conduct pipe is fixed. So that, as the water is forced or pushed into this box, it is also pushed up the main pipe to the height that it is intended to be raised.

There is an engine of this sort, described in *Ramelli's* work: but I can truly say, that I never

never saw it till some time after I had made this model.


The said model is not above twice as big as the figure of it, here described. I turn it by a winch fixed on the gudgeon of the axle behind the water wheel; and, when it was newly made, and the pistons and valves in good order, I put tin pipes 15 feet high upon it, when they were joined together, to see what it could do. And I found, that in turning it moderately by the winch, it would raise a hoghead of water in an hour, to the height of 15 feet.

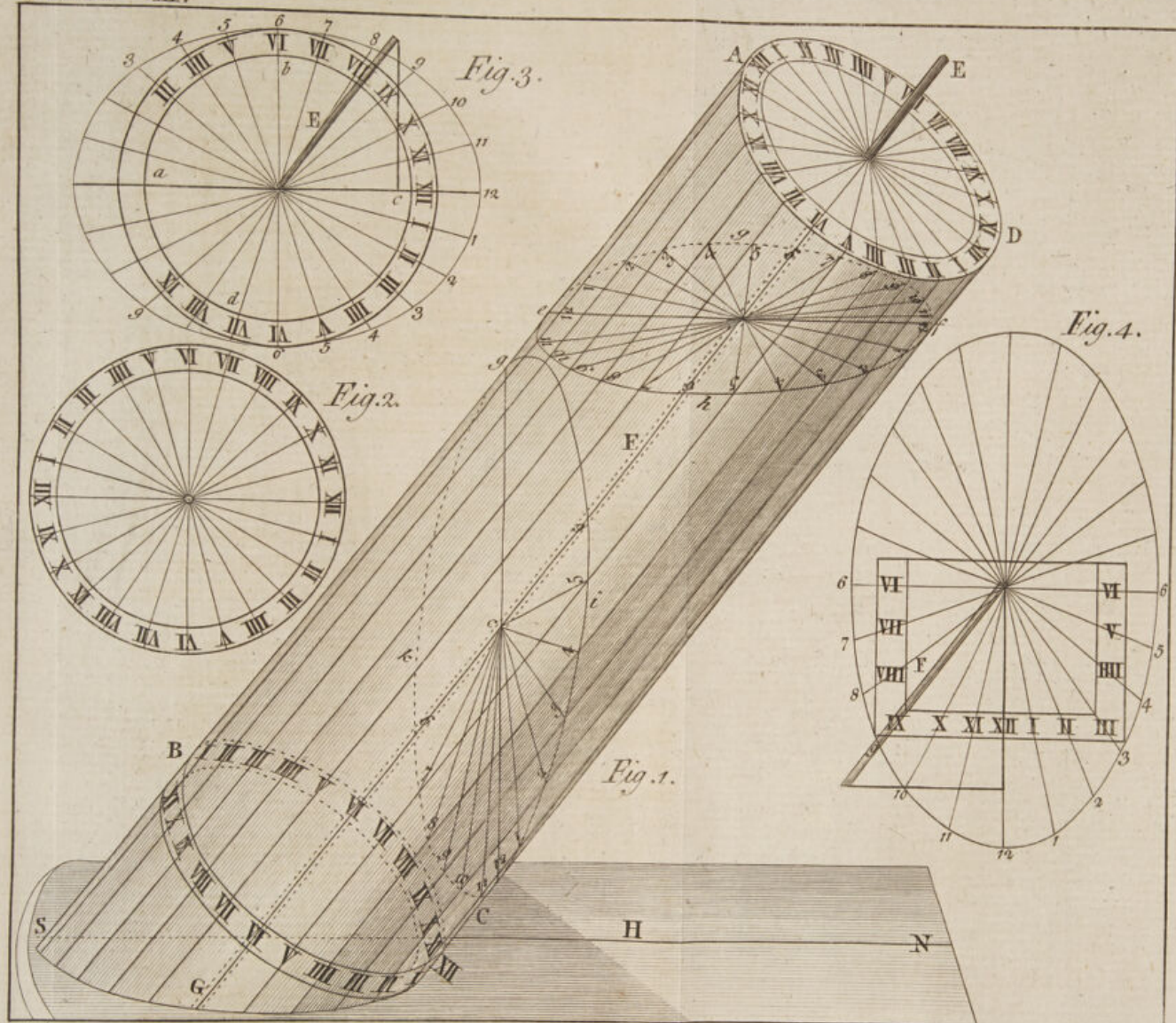
D I A L L I N G.

The universal Dialling Cylinder.

IN *Fig. 1.* of *PLATE VIII.* *ABCD* represents a cylindrical glass tube, closed at both ends with brass plates, and having a wire or axis *EFG* fixt in the centers of the brass plates at top and bottom. This tube is fixed to a horizontal board *H*, and its axis makes an angle with the board equal to the angle of the earth's axis with the horizon of any given place, for which the cylinder is to serve as a dial. And it must be set with its axis parallel to the axis of the world in that place; the end *E* pointing to the elevated pole. Or, it may be made to move upon a joint; and then it may be elevated for any particular latitude.

There are 24 straight lines, drawn with a diamond, on the outside of the glass, equidistant from each other, and all of them parallel to the axis. These are the hour-lines; and the hours





are set to them as in the figure: the XII next *B* stands for midnight, and the opposite XII, next the board *H*, stands for mid-day or noon.

The axis being elevated to the latitude of the place, and the foot-board set truly level, with the black line along its middle in the plane of the meridian, and the end *N* toward the north; the axis *EFG* will serve as a stile or gnomon, and cast a shadow on the hour of the day, among the parallel hour lines when the sun shines on the machine. For, as the sun's apparent diurnal motion is equable in the heavens, the shadow of the axis will move equably in the tube; and will always fall upon *that* hour-line which is opposite to the sun, at any given time.

The brass plate *AD*, at the top, is parallel to the equator, and the axis *EFG* is perpendicular to it. If right lines be drawn from the center of this plate, to the upper ends of the equidistant parallel lines on the outside of the tube; these right lines will be the hour-lines on the equinoctial dial *AD*, at 15 degrees distance from each other: and the hour-letters may be set to them as in the figure. Then, as the shadow of the axis within the tube comes on the hour-lines of the tube, it will cover the like hour-lines on the equinoctial plate *AD*.

If a thin horizontal plate *ef* be put within the tube, so as its edge may touch the tube all around; and right lines be drawn from the center of that plate to those points of its edge which are cut by the parallel hour-lines on the tube; these right lines will be the hour-lines of a horizontal dial, for the latitude to which the tube is elevated.

vated. For, as the shadow of the axis comes successively to the hour-lines of the tube, and covers them, it will then cover the like hour-lines on the horizontal plate *ef*, to which the hours may be set; as in the figure.

If a thin vertical plate *g C*, be put within the tube, so as to front the meridian or 12 o'clock line thereof, and the edge of this plate touch the tube all around; and then, if right lines be drawn from the center of the plate to those points of its edge which are cut by the parallel hour-lines on the tube; these right lines will be hour-lines of a vertical south-dial: and the shadow of the axis will cover them at the same times when it covers those of the tube.

If a thin plate be put within the tube so, as to decline, or incline, or recline, by any given number of degrees; and right lines be drawn from its center to the hour-lines of the tube; these right lines will be the hour-lines of a declining, inclining, or reclining dial, answering to the like number of degrees, for the latitude to which the tube is elevated.

And thus, by this simple machine, all the principles of dialling are made very plain, and evident to the sight. And the axis of the tube (which is parallel to the axis of the world in every latitude to which it is elevated) is the stile or gnomon for all the different kinds of sun-dials.

And lastly, if the axis of the tube be drawn out, with the plates *A D*, *ef*, and *g C* upon it; and set it up in sun-shine, in the same position as they were in the tube; you will have an equinoctial

noctial dial AD , a horizontal dial ef , and a vertical south dial gC ; on all which, the time of the day will be shewn by the shadow of the axis or gnomon EFG .

Let us now suppose that, instead of a glass tube, $ABCD$ is a cylinder of wood; on which the 24 parallel hour-lines are drawn all around, at equal distances from each other; and that, from the points at top, where these lines end, right lines are drawn toward the center, on the flat surface AD : These right lines will be the hour-lines on an equinoctial dial, for the latitude of the place to which the cylinder is elevated above the horizontal foot or pedestal H ; and they are equidistant from each other, as in *Fig. 2.* which is a full view of the flat surface or top AD of the cylinder, seen obliquely in *Fig. 1.* And the axis of the cylinder (which is a straight wire EFG all down its middle) is the stile or gnomon; which is perpendicular to the plane of the equinoctial dial, as the earth's axis is perpendicular to the plane of the equator.

To make a horizontal dial, by the cylinder, for any latitude to which its axis is elevated; draw out the axis and cut the cylinder quite through, as at $ebfg$, parallel to the horizontal board H , and take off the top part $eADfe$; and the section $ebfge$ will be of an elliptical form, as in *Fig. 3.* Then, from the points of this section (on the remaining part $eBCf$) where the parallel lines on the outside of the cylinder meet it, draw right lines to the center of the section; and they will be the true hour-lines for a horizontal dial, as $abca$ in *Fig. 3.* which may be included in a circle drawn on that section.

F f

Then

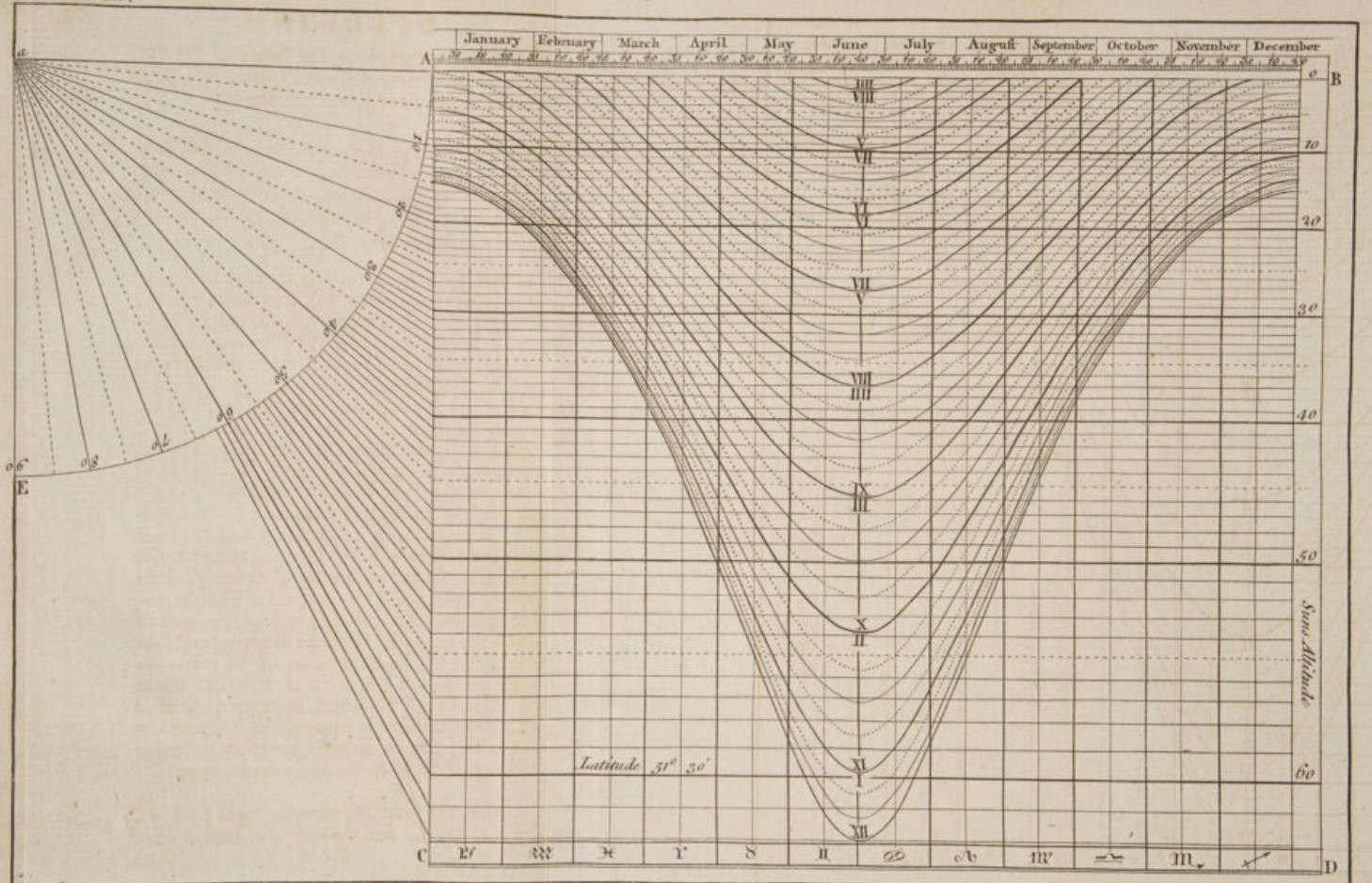
Then put the wire into its place again, and it will be a stile for casting a shadow on the time of the day, on that dial. So, *E* (Fig. 3.) is the stile of the horizontal dial, parallel to the axis of the cylinder.

To make a vertical south dial by the cylinder, draw out the axis, and cut the cylinder perpendicularly to the horizontal board *H*, as at *g i C k g*, beginning at the hour line (*B g e A*) of XII. and making the section at right angles to the line *S H N* on the horizontal board. Then, take off the upper part *g A D C*, and the face of the section thereon will be elliptical, as shewn in Fig. 4. From the points in the edge of this section, where the parallel hour-lines on the round surface of the cylinder meet it, draw right lines to the center of the section; and they will be the true hour-lines on a vertical direct south dial, for the latitude to which the cylinder was elevated: and will appear as in Fig. 4. on which the vertical dial may be made of a circular shape, or of a square shape as represented in the figure. And *F* will be its stile parallel to the axis of the cylinder.

And thus, by cutting the cylinder any way, so as its section may either incline, or decline, or recline, by any given number of degrees; and from those points in the edge of the section where the outside parallel hour-lines meet it, draw right lines to the center of the section; and they will be the true hour-lines, for the like declining, reclining, or inclining dial: And the axis of the cylinder will always be the gnomon or stile of the dial. For, which-ever way the plane of the dial lies, its stile (or the edge thereof



PLATE IX.



J. Ferguson delin.

J. Mynde sculp.

that casts the shadow on the hours of the day) must be parallel to the earth's axis, and point toward the elevated pole of the heavens.

To delineate a Sun-Dial on Paper; which, when pasted round a Cylinder of Wood, shall shew the Time of the Day, the Sun's Place in the Ecliptic, and his Altitude, at any Time of Observation. See PLATE IX.

Draw the right line aAB , parallel to the top of the paper; and, with any convenient opening of the compasses, set one foot in the end of the line at a , as a center, and with the other foot describe the quadrantal arc AE , and divide it into 90 equal parts or degrees. Draw the right line AC , at right angles to aAB , and touching the quadrant AE at the point A . Then, from the center a , draw right lines through as many degrees of the quadrant, as are equal to the sun's altitude at noon, on the longest day of the year, at the place for which the dial is to serve; which altitude, at London, is 62 degrees: and continue these right lines till they meet the tangent-line AC ; and, from these points of meeting, draw straight lines across the paper, parallel to the first right line AB , and they will be the parallels of the sun's altitude, in whole degrees, from sunrise till sun-set, on all the days of the year. — These parallels of altitude must be drawn out to the right line BD , which must be parallel to AC , and as far as is equal to the intended circumference of the cylinder on which the paper is to be pasted, when the dial is drawn upon it.

Divide the space between the right lines AC and BD (at top and bottom) into twelve equal parts,

F f 2

parts,

parts, for the twelve signs of the ecliptic; and, from mark to mark, of these divisions at top and bottom, draw right lines parallel to *AC* and *BD*; and place the characters of the 12 signs in these twelvespaces, at the bottom, as in the figure: beginning with ♑ or Capricorn, and ending with ♓ or Pisces. The spaces including the signs should be divided by parallel lines into halves; and if the breadth will admit of it without confusion, into quarters also.

At the top of the dial, make a scale of the months and days of the year, so as the days may stand over the sun's place for each of them in the signs of the ecliptic. The sun's place, for every day of the year, may be found by any common ephemeris: and here it will be best to make use of an ephemeris for the second year after leap year; as the nearest mean for the sun's place on the days of the leap-year, and on those of the first, second, and third year after.

Compute the sun's altitude for every hour (in the latitude of your place) when he is in the beginning, middle, and end of each sign of the ecliptic; his altitude at the end of each sign being the same as at the beginning of the next. And, in the upright parallel lines, at the beginning and middle of each sign, make marks for these computed altitudes among the horizontal parallels of altitude, reckoning them downward, according to the order of the numeral figures set to them at the right hand, answering to the like divisions of the quadrant at the left. And, through these marks, draw the curve hour-lines, and set the hours to them, as in the figure, reckoning the forenoon hours downward, and the


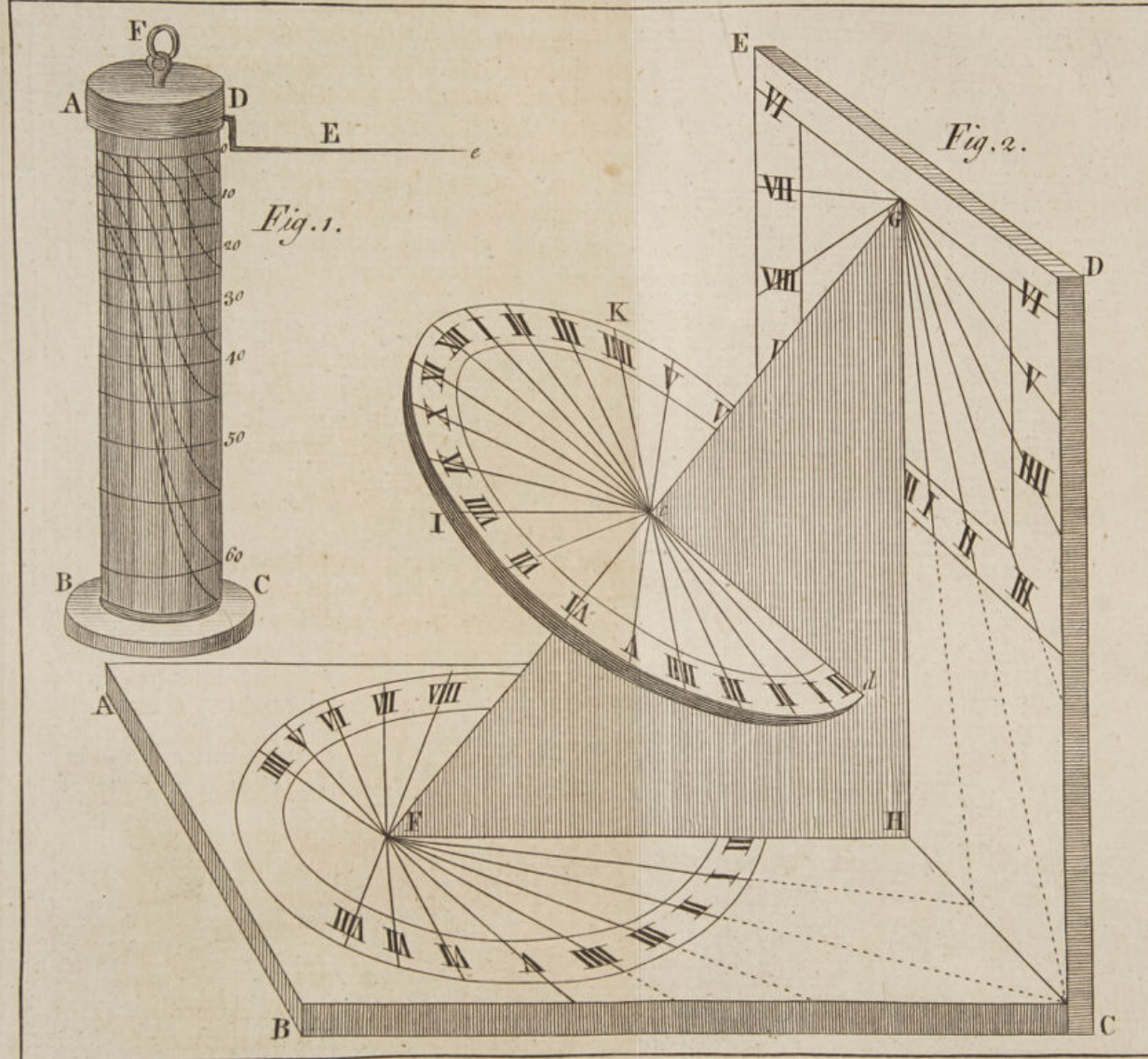


PLATE X.



J. Ferguson delin.

J. Mynde &c.

the afternoon hours upward.—The sun's altitude should also be computed for the half hours; and the quarter lines may be drawn, very nearly in their proper places, by estimation and accuracy of the eye. Then, cut off the paper at the left hand, on which the quadrant was drawn, close by the right line AC , and all the paper at the right hand close by the right line BD ; and cut it also close by the top and bottom horizontal lines; and it will be fit for pasting round the cylinder.

This cylinder is represented in miniature by *Fig. 1. PLATE X.* It should be hollow, to hold the stile DE when it is not used. The crooked end of the stile is put into a hole in the top AD of the cylinder; and the top goes on tightish, but must be made to turn round on the cylinder, like the lid of a paper snuff-box. The stile must stand straight out, perpendicular to the side of the cylinder, just over the right line AB in *PLATE IX*, where the parallels of the sun's altitude begin: and the length of the stile, or distance of its point e from the cylinder, must be equal to the radius aA of the quadrant AE in *PLATE IX*.

The method of using this dial is as follows.

Place the horizontal foot BC of the cylinder on a level table where the sun shines, and turn the top AD till the stile stands just over the day of the then present month. Then turn the cylinder about on the table, till the shadow of the stile falls upon it, parallel to these upright lines which divide the signs; that is, till the shadow be parallel to a supposed axis in the middle of the cylinder: and then, the point, or lowest end

of the shadow, will fall upon the time of the day, as it is before or after noon, among the curve hour-lines; and will shew the sun's altitude at that time, among the cross parallels of his altitude, which go round the cylinder: and, at the same time, it will shew in what sign of the ecliptic the sun then is, and you may very nearly guess at the degree of the sign, by estimation of the eye.

The ninth plate, on which this dial is drawn, may be cut out of the book, and pasted round a cylinder whose length is 6 inches and 6 tenths of an inch below the moveable top; and its diameter 2 inches and 24 hundred parts of an inch—Or, I suppose the copper-plate prints of it may be had at Mr. *Cadell's*, bookseller in the Strand, London. But it will only do for London, and other places of the same latitude.

When a level table cannot be had, the dial may be hung by the ring *F* at the top. And when it is not used, the wire that serves for a stile may be drawn out, and put up within the cylinder; and the machine carried in the pocket.

To make three Sun-dials upon three different Planes, so as they may all shew the Time of the Day by one Gnomon.

On the flat board *ABC*, describe a horizontal dial, according to any of the rules laid down in the Lecture on Dialling; and to it fix its gnomon *FGH*, the edge of the shadow from the side *FG* being that which shews the time of the day,

To this horizontal or flat board, join the upright board *EDC*, touching the edge *GH* of the gnomon. Then, making the top of the
gnomon


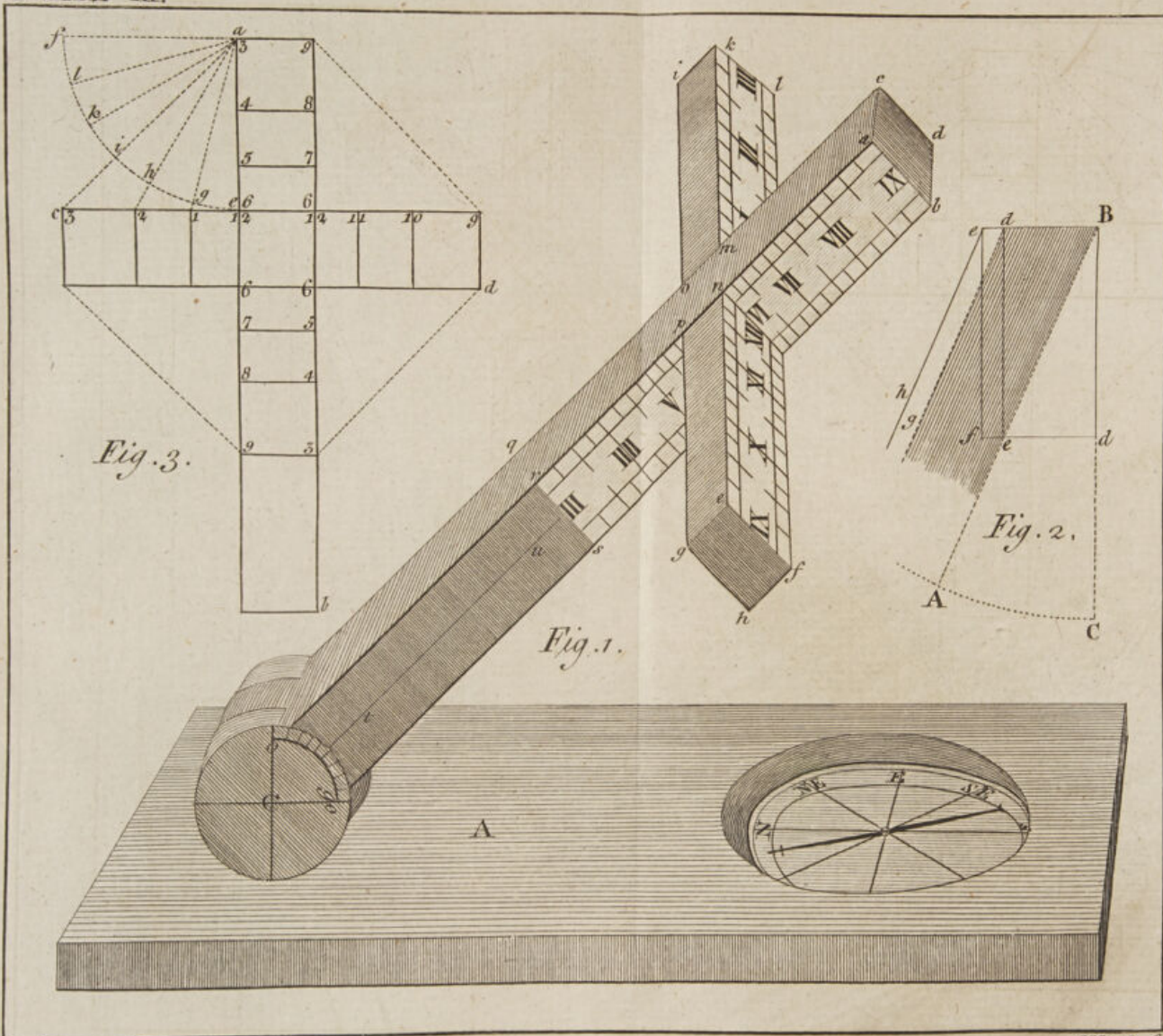


PLATE XL.



gnomon at H the center of the vertical south dial, describe a south dial on the board $E D C$.

Lastly, on a circular plate IK describe an equinoctial dial, all the hours of which dial are equidistant from each other; and making a slit cd in that dial, from its edge to its center, in the XII o'clock line; put the said dial perpendicularly on the gnomon FG , as far as the slit will admit of; and the triple dial will be finished; the same gnomon serving all the three, and shewing the same time of the day on each of them.

An universal Dial on a plain Cross.

This dial is represented by *Fig. 1.* of PLATE XI, and is moveable on a joint C , for elevating it to any given latitude, on the quadrant $Co90$, as it stands upon the horizontal board A . The arms of the cross stand at right angles to the middle part; and the top of it, from a to n , is of equal length with either of the arms ne or mk .

Having set the middle line tn to the latitude of your place, on the quadrant, the board A level, and the point N northward by the needle; the plane of the cross will be parallel to the plane of the equator; and the machine will be rectified.

Then, from III o'clock in the morning, till VI, the upper edge kl of the arm io will cast a shadow on the time of the day on the side of the arm cm : from VI till IX, the lower edge i of the arm io will cast a shadow on the hours on the side oq . From IX in the morning to XII at noon, the edge ab of the top part an will cast a shadow on the hours on the arm nef : from XII to III in the afternoon, the edge cd of the top

part will cast a shadow on the hours on the arm $k l m$: from III to VI in the evening, the edge $g h$ will cast a shadow on the hours on the part $p q$; and from VI till IX, the shadow of the edge $e f$ will shew the time on the top part $a n$.

The breadth of each part, $a b$, $e f$, &c. must be so great as never to let the shadow fall quite without the part or arm on which the hours are marked, when the sun is at his greatest declination from the equator.

To determine the breadth of the sides of the arms which contain the hours, so as to be in just proportion to their length; make an angle $A B C$ (Fig. 2.) of $23\frac{1}{2}$ degrees, which is equal to the sun's greatest declination: and suppose the length of each arm, from the side of the long middle part, and also the length of the top-part above the arms, to be equal to $B d$.

Then, as the edges of the shadow, from each of the arms, will be parallel to $B e$, making an angle of $23\frac{1}{2}$ degrees with the side $B d$ of the arm when the sun's declination is $23\frac{1}{2}$ degrees; 'tis plain, that if the length of the arm be $B d$, the least breadth that it can have, to keep the edge $B e$ of the shadow $B e g d$ from going off the side of the arm $d e$ before it comes to the end $e d$ thereof, must be equal to $e d$ or $d B$. But in order to keep the shadow within the quarter divisions of the hours, when it comes near the end of the arm, the breadth thereof should be still greater, so as to be almost doubled, on account of the distance between the tips of the arms.

To place the hours right on the arms, take the following method.

Lay down the cross $a c b d$ (*Fig. 3.*) on a sheet of paper; and with a black lead pencil, held close to it, draw its shape and size on the paper. Then taking the length $a e$ in your compasses, and setting one foot in the corner A , with the other foot describe the quadrantal arc $e f$ — Divide this arc into six equal parts, and through the division marks draw right lines $a g, a h, \&c.$ continuing three of them to the arm $c e$, which are all that can fall upon it; and they will meet the arm in these points through which the lines that divide the hours from each other (as in *Fig. 1.*) are to be drawn right across it.

Divide each arm, for the three hours it contains, in the same manner; and set the hours to their proper places (on the sides of the arms) as they are marked in *Fig. 3.* Each of the hour spaces should be divided into four equal parts, for the half hours and quarters, in the quadrant $e f$; and right lines should be drawn through these division marks in the quadrant, to the arms of the cross; in order to determine the places thereon where the sub-divisions of the hours must be marked.

This is a very simple kind of universal dial; it is very easily made, and will have a pretty uncommon appearance in a garden. — I have seen a dial of this sort, but never saw one of the kind that follows.


An universal Dial, shewing the Hours of the Day by a terrestrial Globe, and by the Shadows of several Gnomons, at the same Time: together with all the Places of the Earth which are then enlightened by the Sun; and those to which the Sun is then rising, or on the Meridian, or Setting.


This dial (See PLATE XII.) is made of a thick square piece of wood, or hollow metal. The sides are cut into semicircular hollows, in which the hours are placed; the stile of each hollow coming out from the bottom thereof, as far as the ends of the hollows project. The corners are cut out into angles, in the insides of which, the hours are also marked; and the edge of the end of each side of the angle serves as a stile for casting a shadow on the hours marked on the other side.

In the middle of the uppermost side or plane, there is an equinoctial dial; in the center whereof, an upright wire is fixt, for casting a shadow on the hours of that dial, and supporting a small terrestrial globe on its top.

The whole dial stands on a pillar, in the middle of a round horizontal board, in which there is a compass and magnetic needle, for placing the *meridan* stile toward the south. The pillar has a joint with a quadrant upon it, divided into 90 degrees (supposed to be hid from sight under the dial in the figure) for setting it to the latitude of any given place; the same way as already described in the dial on the cross.

The equator of the globe is divided into 24 equal parts, and the hours are laid down upon it
at





at these parts. The time of the day may be known by these hours, when the sun shines upon the globe.

To rectify and use this dial, set it on a level table, or sole of a window, where the sun shines, placing the meridian stile due south, by means of the needle; which will be, when the needle points as far from the north fleur-de-lis toward the west, as it declines westward, at your place. Then bend the pillar in the joint, till the black line on the pillar comes to the latitude of your place in the quadrant.

The machine being thus rectified, the plane of its dial-part will be parallel to the equator, the wire or axis that supports the globe will be parallel to the earth's axis, and the north-pole of the globe will point toward the north pole of the heavens.

The same hour will then be shewn in several of the hollows, by the ends of the shadows of their respective stiles: The axis of the globe will cast a shadow on the same hour of the day, in the equinoctial dial, in the center of which it is placed, from the 20th of March to the 23d of September; and, if the meridian of your place on the globe be set even with the meridian stile, all the parts of the globe that the sun shines upon, will answer to those places of the real earth which are then enlightened by the sun. The places where the shade is just coming upon the globe, answer to all those places of the earth to which the sun is then setting; as the places where it is going off, and the light coming on, answer to all the places of the earth where the sun
is

is then rising. And lastly, if the hour of VI be marked on the equator in the meridian of your place (as it is marked on the meridian of London in the figure) the division of the light and shade on the globe will shew the time of the day.

The northern stile of the dial (opposite to the southern or meridian one) is hid from sight in the figure, by the axis of the globe. The hours in the hollow to which that stile belongs, are also supposed to be hid by the oblique view of the figure: but they are the same as the hours in the front-hollow. Those also in the right and left hand semicircular hollows are mostly hid from sight; and so also are all those on the sides next the eye of the four acute angles.

The construction of this dial is as follows, See PLATE XIII.

On a thick square piece of wood, or metal, draw the lines ac and bd , as far from each other as you intend for the thickness of the stile $abcd$; and in the same manner, draw the like thickness of the other three stiles, $efgb$, $iklm$, and $nopq$, all standing outright as from the center.

With any convenient opening of the compasses, as aA (so as to leave proper strength of stuff when KI is equal to aA) set one foot in a , as a center, and with the other foot describe the quadrantal arc Ac . Then without altering the compasses, set one foot in b as a center, and with the other foot describe the quadrant dB . All the other quadrants in the figure must be described in the same manner, and with the


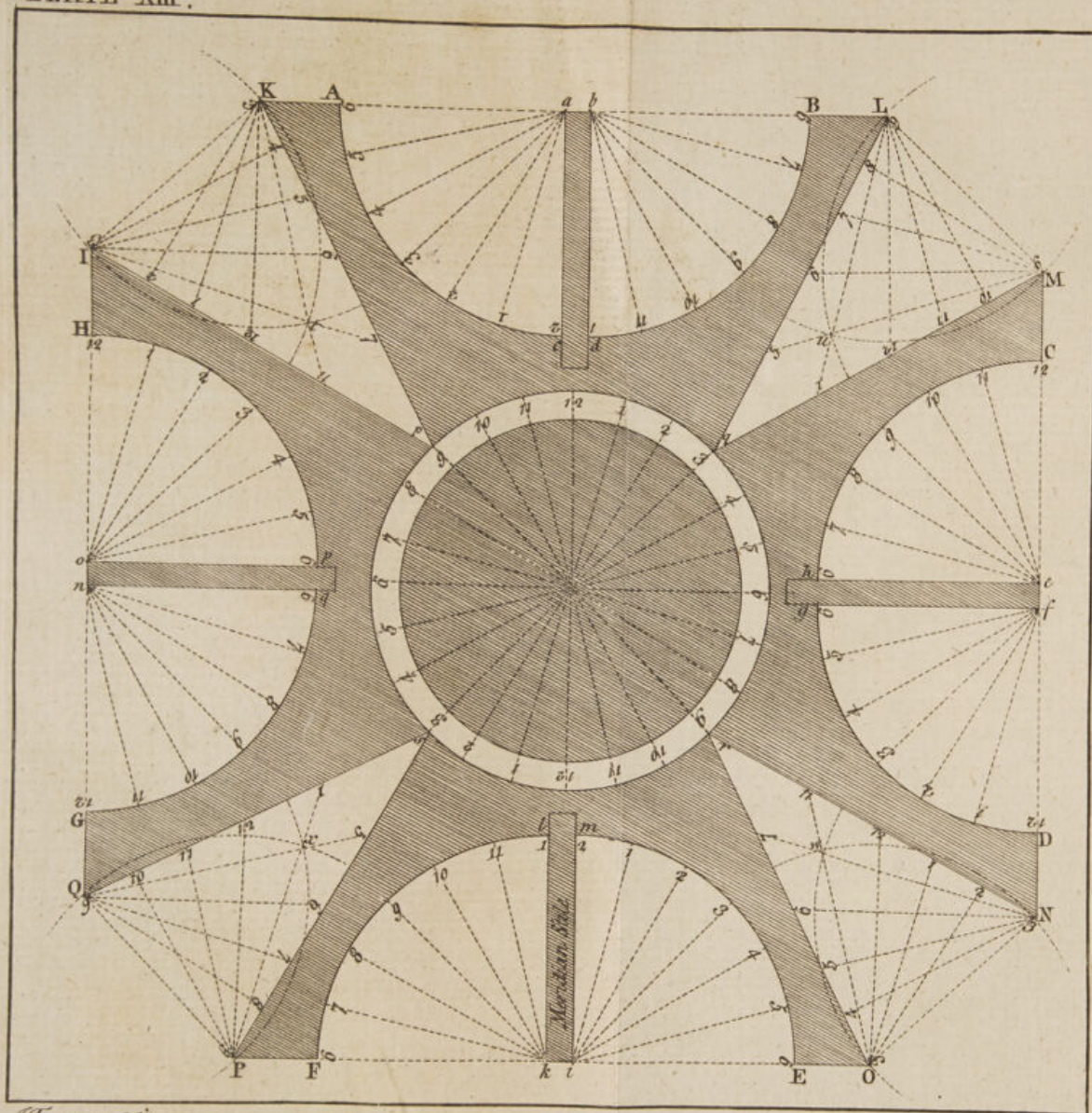


PLATE XIII.



J. Ferguson delin.

J. Mynde fec.

the same opening of the compasses, on their centers $e, f; i, k; \text{ and } n, o$: and each quadrant divided into 6 equal parts, for so many hours, as in the figure; each of which parts must be sub-divided into 4, for the half hours and quarters.

At equal distances from each corner, draw the right lines $I p$ and $K p$, $L q$ and $M q$, $N r$ and $O r$, $P s$ and $Q s$; to form the four angular hollows $I p K$, $L q M$, $N r O$, and $P s Q$; making the distances between the tips of these hollows, as $I K$, $L M$, $N O$, and $P Q$, each equal to the radius of the quadrants; and leaving sufficient room within the angular points, p, q, r , and s , for the equinoctial in the middle.

To divide the insides of these angles properly, for the hour-spaces thereon, take the following method.

Set one foot of the compasses in the point I , as a center; and open the other to K , and with that opening, describe the arc $K t$: then, without altering the compasses, set one foot in K , and with the other foot describe the arc $I t$. Divide each of these arcs, from I and K to their intersection at t , into four equal parts; and from their centers I and K , through the points of division, draw the right lines $I 3, I 4, I 5, I 6, I 7$; and $K 2, K 1, K 12, K 11$; and they will meet the sides $K p$ and $I p$ of the angle $I p K$ where the hours thereon must be placed. And these hour-spaces in the arcs must be subdivided into four equal parts, for the half hours and quarters.—Do the like for the other three angles, and draw the dotted lines, and set the
hours

hours in the insides where those lines meet them, as in the figure : and the like hour-lines will be parallel to each other in all the quadrants and in all the angles.

Mark points for all these hours, on the upper side ; and cut out all the angular hollows, and the quadrantal ones quite through the places where their four gnomons must stand ; and lay down the hours on their insides, as in PLATE XII, and then set in their four gnomons, which must be as broad as the dial is thick ; and this breadth and thickness must be large enough to keep the shadows of the gnomons from ever falling quite out at the sides of the hollows, even when the sun's declination is at the greatest.

Lastly, draw the equinoctial dial in the middle, all the hours of which are equidistant from each other ; and the dial will be finished.

As the sun goes round, the broad end of the shadow of the stile *a b c d* will shew the hours in the quadrant *A c*, from sun-rise till VI in the morning ; the shadow from the end *M* will shew the hours on the side *L q* from V to IX in the morning ; the shadow of the stile *e f g b* in the quadrant *D g* (in the long days) will shew the hours from sun-rise till VI in the morning ; and the shadow of the end *N* will shew the morning hours, on the side *O r*, from III to VII.

Just as the shadow of the northern stile *a b c d* goes off the quadrant *A c*, the shadow of the southern stile *i k l m* begins to fall within the quadrant *F l*, at VI in the morning ; and shews the time, in that quadrant, from VI till XII at noon ;

noon; and from noon till VI in the evening in the quadrant *m E*. And the shadow of the end *O*, shews the time from XI in the forenoon till III in the afternoon, on the side *r N*; as the shadow of the end *P* shews the time from IX in the morning till I o'clock in the afternoon, on the side *Q s*.

At noon, when the shadow of the eastern stile *e f g b* goes off the quadrant *b C* (in which it shewed the time from VI in the morning till noon, as it did in the quadrant *g D* from sunrise till VI in the morning) the shadow of the western stile *n o p q* begins to enter the quadrant *H p*; and shews the hours thereon from XII at noon till VI in the evening; and after *that* till sun-set, in the quadrant *q G*: and the end *Q* casts a shadow on the side *P s* from V in the evening till IX at night, if the sun be not set before that time.

The shadow of the end *I* shews the time on the side *K p* from III till VII in the afternoon; and the shadow of the stile *a b c d* shews the time from VI in the evening till the sun sets.

The shadow of the upright central wire, that supports the globe at top, shews the time of the day, in the middle or equinoctial dial, all the summer half year, when the sun is on the north side of the equator.


In this supplement to my book of Lectures, all the machines that I have added to my apparatus, since that book was printed, are described, excepting two; one of which is a model
of

of a mill for sawing timber, and the other is a model of the great engine at London-bridge, for raising water. And my reasons for leaving them out are as follow.

First, I found it impossible to make such a drawing of the saw-mill as could be understood; because, in whatever view it be taken, a great many parts of it hide others from sight. And, in order to shew it in my Lectures, I am obliged to turn it into all manner of positions.

Secondly, Because any person who looks on *Fig. I.* of *PLATE XII* in the book, and reads the account of it in the fifth Lecture therein, will be able to form a very good idea of the London-bridge-engine, which has only two wheels and two trundles more than there are in Mr. *Aldersea's* engine, from which the said figure was taken.

F I N I S.



of the
... ..
... ..
... ..

... ..
... ..
... ..
... ..
... ..
... ..
... ..

... ..
... ..
... ..
... ..
... ..
... ..
... ..
... ..
... ..
... ..

... ..

