

[Report of the Medical Officer of Health for Greenford UDC 1904].

Contributors

Greenford (London, England). Urban District Council.

Publication/Creation

1905.

Persistent URL

<https://wellcomecollection.org/works/fnb7uc2w>

License and attribution

You have permission to make copies of this work under a Creative Commons, Attribution, Non-commercial license.

Non-commercial use includes private study, academic research, teaching, and other activities that are not primarily intended for, or directed towards, commercial advantage or private monetary compensation. See the Legal Code for further information.

Image source should be attributed as specified in the full catalogue record. If no source is given the image should be attributed to Wellcome Collection.



Wellcome Collection
183 Euston Road
London NW1 2BE UK
T +44 (0)20 7611 8722
E library@wellcomecollection.org
<https://wellcomecollection.org>

THE GREENFORD URBAN DISTRICT COUNCIL.

CENSUS 1901.

Area in acres	3041
Inhabited houses	162
Total Tenements	179
Population 1891	660
Population 1901	819

FOR THE YEAR 1904.

Inhabited houses	162
Estimated Population	1092

Rateable value for houses for 1903	£3794. 0. 0
Rateable value for houses 1904	^{3849.} 3344 .10. 0
Rateable value for Agricultural land 1903	1618.12. 6
Rateable value for Agricultural land 1904	1716.15. 0
Rateable value on Property compounded for 1903	297. 6. 8
Rateable value on property compounded for 1904	284.13. 4

THE UNIVERSITY OF CHICAGO
LIBRARY

THE UNIVERSITY OF CHICAGO
LIBRARY

THE UNIVERSITY OF CHICAGO
LIBRARY

THE UNIVERSITY OF CHICAGO
LIBRARY

THE UNIVERSITY OF CHICAGO
LIBRARY

THE UNIVERSITY OF CHICAGO
LIBRARY

THE UNIVERSITY OF CHICAGO
LIBRARY

THE UNIVERSITY OF CHICAGO
LIBRARY

THE UNIVERSITY OF CHICAGO
LIBRARY

THE UNIVERSITY OF CHICAGO
LIBRARY

THE UNIVERSITY OF CHICAGO
LIBRARY

THE UNIVERSITY OF CHICAGO
LIBRARY

THE UNIVERSITY OF CHICAGO
LIBRARY

THE UNIVERSITY OF CHICAGO
LIBRARY

THE UNIVERSITY OF CHICAGO
LIBRARY

Beaconsfield House,

Hamwell W.

THE CHAIRMAN AND MEMBERS OF

THE GREENFORD URBAN DISTRICT COUNCIL.

GENTLEMEN,

I have the honour to submit to you this my Annual Report on the Public Health of your District during the past year of 1904.

The number of deaths registered was only 11 viz (5 males and 6 females) and the births 24 viz (11 boys and 13 girls). For the previous year 1903 ¹⁰ ~~12~~ deaths and 20 births were registered.

The population of the district is commencing to increase. In Mill Lane The Greenford Park Estate has been developed and calculating the population in the usual way for a growing Suburb by multiplying the number of inhabited houses by the average number of persons per house as found at the last census I estimate the present population of the entire district at about 1092.

The birth rate is therefore 21.9 and the death rate is 10.07 per 1000 persons living- these rates comparing favourably with those for 1903 which were 20.0 in the first and 10.0 in the latter- (very little difference in both cases) shewing that the usual standard of health has been maintained during the year 1904.

It will no doubt also be of interest to you to know that during the same period five marriages were celebrated viz 4 at Greenford and 1 at Perivale according to the Return I have received from the Sub Registrar.

Infectious
Diseases.

Only two cases of Infectious diseases were notified viz Erysipelas 1 and Scarlet Fever 1. The former was that of

an elderly woman predisposed to this complaint the latter was the case of a lady who had only a short time previously given birth to a child. As there were no other cases in the district there can be no doubt that the infection in these cases was imported, inasmuch as the premises where the case occurred were sufficiently commodious, it was not thought necessary to have the patient removed. This case of Scarlet Fever was the first and only case of this disease notified since October 1902 (2 years) I herewith append particulars relative to this case as reported by your Sanitary Inspector on a form similar to that used in many districts for this purpose. As the district increases it will be necessary to adopt similar forms for recording the details of these cases. The one herewith appended when properly filled in and kept with other records gives a useful history of Infectious diseases and the methods adopted to deal with the same. The time is near at hand when it will be necessary to consider the advisability of having pamphlets printed and issued on the subject of simple methods of dealing with infectious diseases. The best methods of bringing up young children and babies etc. I would also recommend that stamped printed letter cards should be supplied to the School master so that he should acquaint me at once with any cases of Infectious illness he may notice amongst his scholars. To refer again to the deaths causes thereof and ages etc we find that five (nearly half) the number of deaths were of babies under 12 months old thus giving an Infantile Mortality Rate of 208.0 per 1000 births. Out of 24 births 5 babies died before reaching the end of the first year. The causes of this terrible slaughter of the innocent are Diarrhoea 2 (both in the month of August) Tuberculosis 2 and Congenital Malformation of the heart 1. Both the deaths from diarrhoea

Infantile
Mortality.

GREENFORD URBAN DISTRICT COUNCIL.

Prog. No DISEASE Scarlet Fever

Address The Rectory Greenford

Name May Crier Sex F Age 29 1/2 yrs

Notified By Dr G.B. Currie DATE RECD 21.XI.4. as Fit - Unfit -
for Removal.

AGE M. F.	DISEASE HISTORY.	OCCUPATION & NAME	LODGER Or FAMILY.	Date of Rash at of Commence- ment	LAST at School or work	School or work place.
	A	CRIER WM F			19th	360 High ROAD Chis- wick
11 mos.	B	" HELEN				
F.		BABY (unregis- tered)				The Rectory
F		KINGSFORD MISS			15th	
F 1/2		late nurse now at Kirkcaldy with the 2 children RAY MARY (Nurse) now at Kirkcaldy				
		RAY MARTHA Housemaid				
		WILLIAMS EMMA Cook				
		BROWN SUSAN NURSE				

A = Has had the disease B = Not had it C = Now Suffering.

INFECTION Suspected source unknown

Previous cases None

Other Sickness in House or Vicinity None

MILK SUPPLY From Mr G. Whittington's Greenford

Isolation { Where isolated at house How long resident here?
Nursed by Nurse Marie Front Other persons in room
Nurse Marie Pattellar from Westminster Hospital
Other duties of Nurse

REMOVED TO HOSPITAL O'CLOCK 1

HOUSE Rooms L S Sublet Lodging House
Back to Back. Through.

SANITARY DEFECTS: Nil Recently overhauled.

Persons in contact with Patient after seizure namely:

Sunday School
School Master written 1 Supt. written 1
Library Books from Library
Visited at o'clock 1
Notice to remove Patient given by at o'clock 1
Notice & ff. namely. S. L. Imbier

4 1

[

were hand fed children and occurred whilst the temperature of the atmosphere was unusually high, they emphasize the necessity of issuing instructions on the feeding of infants and suggestions as to simple methods of dealing with this most fatal disease (Summer Diarrhoea) in children. A plan found to work well in an adjoining district is to request the Sub- Registrar of births for a small consideration to hand to each person registering the birth of a child a copy of printed suggestions on the subject which if you wish I will be happy to draw up for your approval. As regards the other deaths the ages were 39, 43, 46, 47 and two 74 years these all resulting from various natural causes excepting in one instance where an Inquest was held death being due to suicide whilst of unsound mind.

No death from any Infectious disease has occurred of inhabitants of this District during the past eleven years.

In conclusion gentlemen I think you will agree with me that the health of the District has been well maintained throughout the year.

I am Gentlemen,

Your Obedient Servant

GEORGE HOPE

*D. P. H. L. R. C. P. M. R. C. S.
L. S. Aet London*

TABLE I.

Vital Statistics of Whole District during 1904 and previous Years.

Name of District

Greenford U.D.C.

YEAR.	Population estimated to Middle of each Year.	BIRTHS.		TOTAL DEATHS REGISTERED IN THE DISTRICT.				TOTAL DEATHS IN PUBLIC INSTITUTIONS IN THE DISTRICT.	Deaths of Non-residents registered in Public Institutions in the District.	Deaths of Residents registered in Public Institutions beyond the District.	NETT DEATHS AT ALL AGES BELONGING TO THE DISTRICT.	
		Number.	Rate.*	Under 1 Year of Age.		At all Ages.					Number.	Rate.*
				Number.	Rate per 1,000 Births registered.	Number.	Rate.*					
1	2	3	4	5	6	7	8	9	10	11	12	13
1894.						10					10	
1895.	734	19	26.7	3	154	10	13.6				10	13.6
1896.	747	21	28.10	1	47.6	6	8.03				6	8.03
1897.	773	34	43.9	2	58.8	8	10.2				8	10.2
1898.	777	13	16.7	0	0	9	11.5				9	11.5
1899.	800	18	22.5	7	388.8	23	28.7				23	28.7
1900.	900	21	23.3	5	238.0	11	11.1				11	11.1
1901.	919	22	23.9	2	90.9	10	10.8				10	10.8
1902.	1000	16	16.0	5	312.5	11	11.1		1		10	11.1
1903.	1000	20	20.0	1	50.0	11	11.0		1		10	10.0
Averages for years 1894-1903.												
1904.	1092	24	21.9			11	10.07				11	10.07

* Rates in Columns 4, 8, and 13 calculated per 1,000 of estimated population.

NOTE.—The deaths to be included in Column 7 of this Table are the whole of those registered during the year as having actually occurred within the district or division. The deaths to be included in Column 12 are the number in Column 7, corrected by the subtraction of the number in Column 10 and the addition of the number in Column 11.

By the term "Non-residents" is meant persons brought into the district on account of sickness or infirmity, and dying in public institutions there; and by the term "Residents" is meant persons who have been taken out of the district on account of sickness or infirmity, and have died in public institutions elsewhere.

The "Public institutions" to be taken into account for the purposes of these Tables are those into which persons are habitually received on account of sickness or infirmity, such as hospitals, workhouses and lunatic asylums. A list of the Institutions in respect of the deaths in which corrections have been made should be given on the back of this Table.

Area of District in acres (exclusive of area covered by water). *3041*

Total population at all ages *819*
 Number of inhabited houses *162*
 Average number of persons per house *6*


At Census of 1901.

Is the Union Workhouse within the District?


COUNTY OF MIDDLESEX.—SANITARY WORK, 1901.

(572)

NAME OF SANITARY DISTRICT.	Inspections.							Notices.			Dwelling Houses.				Houses let in separate Dwellings or Lodgings.		Common Lodging Houses.		Canal Boats used as Dwellings.		Movable Dwellings, Caravans, Trails, &c.						
	Complaints Received.	Cases of Infectious Disease Notified.	Number of Premises periodically Inspected.	Houses Inspected from House-to- House.	Total Number of Houses, Premises, &c., Inspected.	Total Number of Re-inspections after Order or Notice.	Total Number of Inspections and Re-inspections.	Letters Written.	Cautionary Notices Given.	Statutory Orders Issued.	Summonses Served.	Contrivances Obtained.	Houses, Premises, &c., Closed, Repairs, &c.	Closed as Unfit for Habitation.	Re-opened after Repairs, Alterations, &c.	Demolished.	Illegal Underground Dwellings Vacated.	Number Registered under By-laws.	Periodical Frequency or Number of Inspections.	Number of Contraventions.	Number Registered under By-laws.	Periodical Frequency or Number of Inspections.	Number of Contraventions of Regulations.	Number Observed during the Year.	Number of Summonses therefrom Abated.	Number Removed from District.	
ford le rd Abbey.	44 2 1		32 3 1		32 3 1	8 2 1	40 5 1	72 13 2	12 3	8 1 .	.	.	4 .	.	Nil			Nil			Nil		Nil	



NAME OF SANITARY DISTRICT.	Schools.			Workshops and Work-places.			Laundries.			Bakehouses.			Slaughter-houses.			Cow-sheds.			Dairies and Milk- shops.			Unsound Food.	Adulterated Food.	Offensive trades.			Mortuaries.		
	Number in District.	Periodical Frequency or Number of Inspections.	Number found defective.	Number in District.	Periodical Frequency or Number of Inspections.	Contraventions of Factory Acts.	Number in District.	Periodical Frequency or Number of Inspections.	Contraventions of Factory Acts.	Number in District.	Periodical Frequency or Number of Inspections.	Contraventions of Factory Acts.	Number on Register.	Periodical Frequency or Number of Inspections.	Contraventions of By-laws.	Number on Register.	Periodical Frequency or Number of Inspections.	Contraventions of By-laws.	Number on Register.	Periodical Frequency or Number of Inspections.	Contraventions of By-laws.			Animals seized.	Articles or parcels seized.	Seizures taken.	Food adulterated.	Number of premises in District.	Periodical Frequency or Number of Inspections.
Greenford Derwade Weyford & Aley.	1	2	.	1	10	.	<u>nil</u>			<u>nil</u>			<u>nil</u>			2	2	.	<u>nil</u>			<u>nil</u>			1	10	2	<u>nil</u>	



796
1901

C (IV).

COUNTY OF MIDDLESEX.—SANITARY WORK, 190 .

(372)

NAME OF SANITARY DISTRICT.	Disinfection.			Dust.			Dampness.					Sundry Nuisances Abated.					Contagious Diseases of Animals.		Infant Life Protection Act.								
	Rooms fumigated.	Rooms stripped and cleaned.	Articles disinfected or destroyed.	Dust-bins repaired.	New bins provided.	Manure receptacles substituted for dust.	Periodical frequency of dust removal.	Number of complaints of non- removal received.	Roads repaired, &c.	Guttering and rain-pipes repaired, &c.	Gardens, Areas, &c., levelled and drained.	Yards paved and drained.	Surfaces adjoining houses paved.	Dry areas provided.	Ventilation below floor provided.	Basements rendered impervious.	Overcrowding.	Stables.	Accumulations of refuse.	Foul clothes, pans, &c., and stagnant water.	Foul pigs and other animals.	Other nuisances.	Culverts.	Animals infected.	Animals destroyed.	Number of licensed premises.	Number of children.
Greenford Perivale Uxbridge	8 2	45 10	10 2	2 10 .	. 10	1 2	15 8 2	4 2 .	2 1 .	8 3 .	/	/	/	/	/




TABLE II.

Vital Statistics of separate Localities in 1903 and

Name of District

Greenford (Urban)

NAMES OF LOCALITIES.	1. _____				2. _____				3. _____				4. _____				5. _____				6. _____				7. _____			
	Population esti- mated to middle of each year.	Births regis- tered.	Deaths at all Ages.	Deaths under 1 year.	Population esti- mated to middle of each year.	Births regis- tered.	Deaths at all Ages.	Deaths under 1 year.	Population esti- mated to middle of each year.	Births regis- tered.	Deaths at all Ages.	Deaths under 1 year.	Population esti- mated to middle of each year.	Births regis- tered.	Deaths at all Ages.	Deaths under 1 year.	Population esti- mated to middle of each year.	Births regis- tered.	Deaths at all Ages.	Deaths under 1 year.	Population esti- mated to middle of each year.	Births regis- tered.	Deaths at all Ages.	Deaths under 1 year.	Population esti- mated to middle of each year.	Births regis- tered.	Deaths at all Ages.	Deaths under 1 year.
1894 ...	a.	b.	c.	d.	a.	b.	c.	d.	a.	b.	c.	d.	a.	b.	c.	d.	a.	b.	c.	d.	a.	b.	c.	d.	a.	b.	c.	d.
1895 ...																												
1896 ...																												
1897 ...																												
1898 ...																												
1899 ...																												
1900 ...																												
1901 ...																												
1902 ...																												
Averages of Years 1894 to 1902																												
1904 ...																												

NOTES.—(a) The separate localities adopted for this table should be areas of which the populations are obtainable from the census returns, such as wards, parishes or groups of parishes, or registration sub-districts. Block 1 may, if desired, be used for the whole district: and blocks 2, 3, &c., for the several localities. In small districts without recognised divisions of known population this Table need not be filled up.

(b) Deaths of residents occurring in public institutions beyond the district are to be included in sub-columns *c* of this table, and those of non-residents registered in public institutions in the district excluded. (See note on Table I. as to meaning of terms "resident" and "non-resident.")

(c) Deaths of residents occurring in public institutions, whether within or without the district, are to be allotted to the respective localities according to the addresses of the deceased.

(d) Care should be taken that the gross totals of the several columns in this Table respectively equal the corresponding totals for the whole districts in Tables I. and IV.: thus, the totals of sub-columns *a*, *b*, and *c* should agree with the figures for the year in the columns 2, 3, and 12, respectively, of Table I.: the gross total of the sub-columns *c* should agree with the total of column 2 in Table IV., and the gross total of sub-columns *d* with the total of column 3 in Table IV.

M. 191.

W B & L (274c)—5882—11000.9.3

TABLE III.

Cases of Infectious Disease notified during the Year 1908.4-

Name of District Greenford Urban

NOTIFIABLE DISEASE.	CASES NOTIFIED IN WHOLE DISTRICT.					TOTAL CASES NOTIFIED IN EACH LOCALITY.							NO. OF CASES REMOVED TO HOSPITAL FROM EACH LOCALITY.							
	At all Ages.	At Ages†— Years.				1	2	3	4	5	6	7	1	2	3	4	5	6	7	
		Under 1.	1 to 5.	5 to 15.	15 to 25.															25 to 65.
Small-pox																				
Cholera																				
Diphtheria																				
Membranous croup ...																				
Erysipelas																				
Scarlet fever																				
Typhus fever																				
Enteric fever																				
Relapsing fever																				
Continued fever																				
Puerperal fever																				
Plague																				
Totals	2																			

NOTES.—The localities adopted for this table should be the same as those in Tables II. and IV.

State in space below the name of the isolation hospital, if any, to which residents in the district, suffering from infectious disease, are usually sent. Mark (H) the locality in which it is situated, or if not within the district, state where it is situated, and in what district. Mark (W) the locality in which a workhouse is situated.

* This space may be used for record of other disease the notification (compulsory or voluntary) of which is in force in the district.

† These age columns for notifications should be filled up in all cases where the Medical Officer of Health, by inquiry or otherwise, has obtained the necessary information.

M. 192.

W B & L (307e) — 8883—11000-3-3

Isolation Hospital None An arrangement with Salisbury Borough Council
to take cases of Scarlet fever & diphtheria if they have accommodation

III.

Causes of, and Ages at, Death during Year 1904.

Name of District Greenford Urban
(See Notes at Back.)

CAUSES OF DEATH.	DEATHS AT THE SUBJOINED AGES OF "RESIDENTS" WHETHER OCCURRING IN OR BEYOND THE DISTRICT.							DEATHS AT ALL AGES OF "RESIDENTS" BELONGING TO LOCALITIES, WHETHER OCCURRING IN OR BEYOND THE DISTRICT.							TOTAL DEATHS WHETHER OF RESIDENTS OR NON "RESIDENTS" IN PUBLIC INSTITUTIONS IN THE DISTRICT.
	All ages.	Under 1 year.	1 and under 5.	5 and under 15.	15 and under 25.	25 and under 65.	65 and upwards.								
1	2	3	4	5	6	7	8	9	10	11	12	13	14	15	16
Small-pox ...															
Measles ...															
Scarlet fever ...															
Whooping-cough ...															
Diphtheria and membranous croup ...															
Croup ...															
(Typhus ...															
Fever { Enteric ...															
Other continued															
Epidemic influenza ...															
Cholera ...															
Plague ...															
Diarrhoea. (See notes at back.)	2	2													
Enteritis. (See notes at back.)															
Puerperal fever. (See notes at back.)															
Erysipelas ...															
Other septic diseases...															
Phthisis, (Pulmonary Tuberculosis.)	1					1									
Other tubercular diseases.	2	2													
Cancer, malignant disease. (See notes at back.)	1					1									
Bronchitis ...															
Pneumonia ...															
Pleurisy ...															
Other diseases of Respiratory organs.															
Alcoholism)															
Cirrhosis of liver)															
Venereal diseases ...															
Premature birth ...															
Diseases and accidents of parturition.															
Heart diseases ...	3	1				2									
Accidents ...															
Suicides ...	1					1									
Senile decay ...	1						1								
All other causes ...															
All causes ...	11	5				4	2								

NOTES.—(a) In this Table all deaths of "Residents" occurring in public institutions, whether within or without the district, are to be *included* with the other deaths in the columns for the several age groups (columns 2-8). They are also, in columns 9-15, to be *included* among the deaths in their respective "Localities" according to the previous addresses of the deceased as given by the Registrars. Deaths of "Non-residents" occurring in public institutions in the district are in like manner to be *excluded* from columns 2-8 and 9-15 of this Table.

(b) See notes on Table I. as to the meaning of "Residents" and "Non-residents," and as to the "Public Institutions" to be taken into account for the purposes of these Tables. The "Localities" should be the same as those in Tables II. and III.

(c) All deaths occurring in public institutions situated within the district, whether of "Residents" or of "Non-residents," are, in addition to being dealt with as in note (a), to be entered in the last column of this Table. The total number in this column should equal the figures for the year in column 9, Table I.

(d) The total deaths in the several "Localities" in columns 9-15 of this Table should equal those for the year in the same localities in Table II., sub-columns c. The total deaths at all ages in column 2 of this Table should equal the gross total of columns 9-15, and the figures for the year in column 12 of Table I.

(e) Under the heading of "Diarrhoea" are to be included deaths certified as from diarrhoea, alone or in combination with some other cause of ill-defined nature; and also deaths certified as from

Epidemic enteritis;
Zymotic enteritis;
Epidemic diarrhoea. Summer diarrhoea;
Dysentery and dysenteric diarrhoea;
Choleraic diarrhoea, cholera, cholera nostras
(in the absence of Asiatic cholera).

Under the heading of "Enteritis" are to be included those certified as from Gastro-enteritis, Muco-enteritis, and Gastric catarrh, unless from information obtained by enquiry from the certifying practitioner or otherwise, the Medical Officer of Health should have reason for including such deaths, especially those of infants, under the specific term "Diarrhoea." Deaths from diarrhoea secondary to some other well-defined disease should be included under the latter.

Under the headings of "Cancer" and "Puerperal fever" should be included all registered deaths from causes comprised within these general terms.

In recording the facts under the various headings of Tables I., II., III. and IV., attention has been given to the notes on the Tables.

Medical Officer of Health.

Date _____ 1905.

This Table is enclosed, by request of the Secretary of State, for the guidance and convenience of Medical Officers of Health in preparing that part of their Annual Report which relates to factories, workshops, workplaces and home work. It is not intended to supersede the fuller statement which is desirable in the text of the Report, but to provide for uniformity in the presentation of such particulars as lend themselves to statistical treatment.—A Memorandum on the Duties of Local Authorities under the Factory and Workshop Act, 1901, is also enclosed.

Further copies can be supplied on application to the Chief Inspector of Factories, Home Office, London, S.W.

Annual Report of Medical Officer of Health for 1904, for
the* *Urban district* of *Greenford*

* e.g., Metropolitan
Borough,
County Borough,
Borough,
Urban District,
Rural District.

FACTORIES, WORKSHOPS, LAUNDRIES, WORKPLACES AND HOMEWORK.

1.—INSPECTION.

INCLUDING INSPECTIONS MADE BY SANITARY INSPECTORS OR INSPECTORS OF NUISANCES.

Premises.	Number of		
	Inspections.	Written Notices.	Prosecutions.
Factories (Including Factory Laundries.)	<i>Nil</i>		
Workshops (Including Workshop Laundries.)			
Workplaces			
Homeworkers' Premises			
Total			

2.—DEFECTS FOUND.

Particulars.	Number of Defects.			Number of Prosecutions.
	Found.	Remedied.	Referred to H.M. Inspector.	
<i>Nuisances under the Public Health Acts :—*</i>				
Want of cleanliness				
Want of Ventilation				
Overcrowding				
Want of drainage of floors				
Other nuisances				
†Sanitary accommodations { insufficient				
{ unsuitable or defective				
{ not separate for sexes... ..				
<i>Offences under the Factory and Workshop Act :—</i>				
Illegal occupation of underground bakehouse (S. 101)				
Breach of special sanitary requirements for bakehouses (SS. 97 to 100).				
Failure as regard lists of outworkers (S. 107)				
Giving out work to be done in { unwholesome (S. 108)... ..				
premises which are { infected (S. 110)				
Allowing wearing apparel to be made in premises infected by scarlet fever or smallpox (S. 109).				
Other offences				
Total				

* Including those specified in Sections 2, 3, 7 and 8, of the Factory Act as remediable under the Public Health Acts.

† For districts not in London state here whether Section 23 of the Public Health Acts Amendment Act, 1890, has been adopted by the District Council; and if so what standard of sufficiency and suitability of sanitary accommodation for persons employed in factories and workshops has been enforced.

3.—OTHER MATTERS.

Class.										Number.
Matters notified to H.M. Inspectors of Factories :—										
Failure to affix Abstract of the Factory and Workshop Act (S. 133)										
Action taken in matters referred by H.M. Inspectors as remediable under the Public Health Acts, but not under the Factory Act (S. 5)										Notified by H.M. Inspector
										Reports (of action taken) sent to H.M. Inspectors.
Other										
Underground Bakehouses (S. 101) :—										
In use during 1903										
Certificates granted {										in 1903
										in 1904
In use at the end of 1904... ..										
Homework :—										Number of
Lists of Outworkers* (S. 107) :—										Lists. Outworkers.
Lists received... ..										
Addresses of outworkers {										forwarded to other Authorities
										received from other Authorities
Homework in unwholesome or infected premises :—										Wearing Apparel ; Other.
Notices prohibiting homework in unwholesome premises (S. 108)										
Cases of infectious disease notified in homeworkers' premises										
Orders prohibiting homework in infected premises (S. 110)... ..										
Workshops on the Register (S. 131) at the end of 1904.										
Important classes of work-shops, such as workshop bakehouses, may be enumerated here.										
Total number of workshops on Register										

* The Lists should be received twice in the year. The year's figures required in the Table are then obtained by adding together the two half-yearly totals.

FACTORY & WORKSHOP ACT.

REPORT of the Medical Officer of Health on the Administration
of the Act in the urban Sanitary District of Greenford during
the year 1904.

Classification & Inspection.

Total number of Workshops in the district as per Register	}	NIL.
--	---	------

Total number of visits of inspection made to farms ^{8/6} during the year by M.O.H.	}	52.
---	---	-----

Note as to the chief industries in the district	}	DAIRY FARMING.
--	---	----------------

General Observations:-

Only dairy farms in the district.

(Sd) GEORGE HOPE.

FACTORY & WORKSHOP ACT.

REPORT of the Medical Officer of Health on the Administration
of the Act in the Urban Sanitary District of Greenford during
the year 1904.

Classification & Inspection.

Nil. { Total number of Workshops in
the district as per Register

52. { Total number of visits of inspection
made to farms during the year
by M.O.H.

DAIRY FARMING. { Note as to the chief industries in
the district

General Observations:-

Only dairy farms in the district.

(24) GEORGE HOPE.