

**The seventh annual report of the Brighton County Borough Asylum,
Haywards Heath : being the 52nd annual report since the opening of the
asylum, for the year 1910.**

Contributors

Brighton County Borough Asylum.
Reeves, E. J.
Planck, C.
Little, E. R. D.
Trevor, A. H.
Irving, L. A.

Publication/Creation

Haywards Heath : printed by C. Clarke, "Mid-Sussex Times" Offices, 1911.

Persistent URL

<https://wellcomecollection.org/works/ef3gnhmv>

License and attribution


Conditions of use: it is possible this item is protected by copyright and/or related rights. You are free to use this item in any way that is permitted by the copyright and related rights legislation that applies to your use. For other uses you need to obtain permission from the rights-holder(s).



Wellcome Collection
183 Euston Road
London NW1 2BE UK
T +44 (0)20 7611 8722
E library@wellcomecollection.org
<https://wellcomecollection.org>



THE SEVENTH ANNUAL REPORT
OF THE
BRIGHTON
COUNTY BOROUGH ASYLUM,
HAYWARDS HEATH,
BEING THE 52ND ANNUAL REPORT
SINCE THE
OPENING OF THE ASYLUM,
FOR THE YEAR 1910.



HAYWARDS HEATH:
C. CLARKE, PRINTER, "MID-SUSSEX TIMES" OFFICES.

—
1911.

CONTENTS.

	PAGE
LIST OF THE COMMITTEE OF VISITORS	3
LIST OF THE OFFICERS OF THE ASYLUM	4
FIFTY-SECOND ANNUAL REPORT OF THE COMMITTEE OF VISITORS	5
BALANCE SHEET	10
FARM ACCOUNTS	17
ESTABLISHMENT	18
WEEKLY RATE	19
THE MEDICAL SUPERINTENDENT'S FIFTY - SECOND ANNUAL REPORT	21
THE CHAPLAIN'S FIFTY-SECOND ANNUAL REPORT . .	28
STATISTICAL TABLES	29
DIETARY	52
THE REPORT OF THE COMMISSIONERS IN LUNACY .	54

LIST OF THE VISITING COMMITTEE.

- ALDERMAN WILLIAM BOTTING, J.P.,
80 Grand Parade, Brighton.
- ALDERMAN JOHN COLBATCH CLARK, J.P.,
28 Ditchling Road, Brighton.
- ALDERMAN JAMES COLBOURNE, J.P.,
24 Preston Park Avenue, Brighton.
- ALDERMAN EDWARD GEERE,
"Burmah," Harrington Road, Brighton.
- ALDERMAN EDWARD MARTIN,
46 Compton Avenue, Brighton.
- ALDERMAN EDWARD JAMES REEVES, J.P. (*Chairman*),
Hove Dene, Cromwell Road, Hove.
- ALDERMAN WILLIAM SENDALL, J.P.,
131 Preston Road, Brighton.
- COUNCILLOR EDWARD JOHN BUTT-THOMPSON,
13 Richmond Terrace, Brighton.
- COUNCILLOR JOHN LINTOTT,
1 Waldegrave Road, Brighton.
- COUNCILLOR CHARLES LYNN,
3 Buckingham Road, Brighton.
- COUNCILLOR HENRY PEARCE,
24 Wilbury Villas, Hove.
- COUNCILLOR CHARLES THOMAS-STANFORD, J.P. (*Mayor*),
Preston Manor, Brighton.
- COUNCILLOR JOSEPH STRINGER,
7 Wellington Road, Brighton.
- COUNCILLOR CHARLES JOHN TEASDALE,
24 Walpole Road, Brighton.
- COUNCILLOR JOHN WHITTOME,
Stanford House, 2 Stanford Avenue, Brighton.

31st MARCH, 1911.

LIST OF THE OFFICERS.

Medical Superintendent—C. Planck, Esq., M.A. (Camb:) M.R.C.S. and L.R.C.P.

First Assistant Medical Officer—G. H. Harper-Smith, Esq., M.A. (Camb:) M.D., M.R.C.S. and L.R.C.P.

Second Assistant Medical Officer—H. J. Forster, Esq., L.R.C.P. (Irel :) Lic. Med. and Surg. and L.S.A. (Lond.)

Chaplain—The Rev. E. R. D. Litle, M.A.

Clerk of the Asylum—Mr. G. Purvey.

Assistant Clerk—Mr. E. C. Thompson.

Storekeeper—Mr. E. E. Doughty.

Housekeeper—Miss M. Darbyshire.

Head Attendants—Mr. John Backhouse (Male Department).

Miss M. A. Buckle (Female Department).

Assistant Female Officer—Vacant.

Treasurer—B. Y. Bevan, Esq.

Clerk to the Visitors—Hugo Talbot, Esq.

31st March, 1911.

Brighton County Borough Asylum, HAYWARDS HEATH.

SEVENTH ANNUAL REPORT OF THE VISITING COMMITTEE

(Pursuant to Section 190 of the Lunacy Act, 1890),

BEING THE FIFTY-SECOND ANNUAL REPORT SINCE THE
FOUNDATION OF THE INSTITUTION.

To the Council of the County Borough of Brighton.

THE VISITING COMMITTEE beg to submit to the Council their Report for the past year.

The number of Patients on the books on the 30th September last was:—

Males	371
Females	494

This number is divided as follows:—

From Brighton Union.	603
From the part of Steyning Union within the County Borough . . .	70
Out County	165
Private	26
Criminal	1

In addition to the above there are five imbecile children placed under contract in Hellingly Asylum.

The general health of the Patients and Staff has been good.

The Weekly Maintenance Rate in respect of the four quarters of 1910 was fixed by the Committee as follows:—

		1910.		Corresponding Quarter of 1909.	
		s.	d.	s.	d.
March Quarter	. .	11	0	—	11 0
June	„ . .	10	9	—	11 0
September	„ . .	10	0	—	11 0
December	„ . .	9	9	—	11 0

There have been several changes in the Medical and General Staff during the year. Dr. Walker, who had been in the service of the Asylum for 28 years, and had since 1900 held the office of Medical Superintendent, after an absence on leave for six months, was, in consequence of continued ill-health, and to the deep regret of the Committee, obliged to retire in May last, when he was granted a superannuation allowance.

Dr. Charles Planck, who has been in the service of the Asylum since 1894, and who for the past ten years had been Senior Assistant Medical Officer, has been appointed to the office of Medical Superintendent. Dr. G. H. Harper-Smith, of Claybury Asylum, has been appointed Senior Assistant Medical Officer and Pathologist, and Dr. H. J. Forster, Second Assistant Medical Officer.

The Housekeeper, Mrs. Woodhouse, has, to the regret of the Committee, also been compelled to resign on account of ill-health. She had completed $26\frac{1}{2}$ years' service, and has been granted a superannuation allowance. Miss Mary Darbyshire, the Assistant Female Officer, has been promoted to the position of Housekeeper, and Mrs. Ethel Austins has been appointed Assistant Female Officer.

Superannuation allowances have been granted during the year (in addition to the two officers above mentioned) to Thomas Walter Rants, charge attendant; James Cook, bricklayer; and Beatrice Hill, nurse.

The Asylums Officers Superannuation Act, 1909, which came into force on the 1st April last, and which required every officer or servant coming within the provisions of the Act to contribute towards a Pension Fund, has been the subject of a special report by the Committee to the Council.

The patients have been visited and the wards inspected at each meeting by members of the Committee.

The meetings of the Farm, Finance and Stores Sub-Committees have reported on the various matters under their supervision at each meeting of the Visiting Committee.

During the year Deputations from Boards of Guardians visited the patients chargeable to their respective Unions, and in every case left favourable reports.

The cottages on the Estate, the farm house and farm buildings, and certain of the officers' rooms have been repaired and painted at a cost of about £160. The work of plastering the walls of Male Wards Nos. 1, 2, 3, and 4 is also being carried out at a cost of £687. Both of these items of expenditure will be defrayed out of the Building and Repairs Fund.

The Committee have to report the gift of £100 to the Institution by a relative of a former patient in the Asylum as some recognition of the kindness and medical attention shewn to the patient, and this sum has been placed to a special account with the Asylum Treasurer

until it has been decided to what purpose it shall be applied.

On the 28th May last the Committee reported to the Council with a synopsis of the Accounts for the year ended 31st March last, and these Accounts have been published in the Committee's Annual Blue Book.

The Committee beg to inform the Council that the amount of the Building and Repairs Fund, which, as the Council are aware, consists of the excess arising from the receipts in respect of maintenance of patients taken under contract from other Authorities, or otherwise chargeable to Unions outside the County Borough of Brighton, was, at the date of the last Annual Report, £9,230 9s. 2d., since which date the Fund has been increased to £10,808 4s. 11d.

The following payments have been made out of the Fund since the date of the last Report, viz.:—

	£	s.	d.
New Fire Escape	66	17	6
On Account of Contract for Repairs, Painting, &c., to Buildings on the Asylum Estate	100	0	0
Ordinary Repairs in respect of Quarter ended 30th September, 1910	271	4	11
	<hr/>		
	£438	2	5

Consequently the balance of the Building and Repairs Fund now stands at £10,370 2s. 6d.

The Committee being of opinion that the amount of the Building and Repairs Fund is sufficient to meet the present requirements of the Institution, have decided that, until circumstances require otherwise, they will abstain from making precepts upon the Borough Treasurer in respect of the cost of ordinary repairs and

insurance at the Asylum, which on the average for the past five years have amounted to over £1,600 per annum.

The cost of such repairs, &c., will be charged against the profit received from private and contract patients, so long as circumstances permit, but in the event of those sources of income falling off, owing to the determination of existing contracts or for other cause, it would be necessary to charge the cost of ordinary repairs to the Borough Rate as heretofore.

The Committee desire to place on record their appreciation of the services rendered by Dr. Planck during the absence on leave of Dr. Walker, and the able manner in which he has discharged the duties of Medical Superintendent since his appointment. The Committee also desire to record their satisfaction with the manner in which the Assistant Medical Officers and the Staff generally perform their respective duties.

The Committee feel it their duty to remind the Council that since the Corporation took over the sole management of the Asylum on the 30th September, 1903, the responsible duties of Clerk to the Visiting Committee have been performed by the Town Clerk, and that no pecuniary recognition has been made of the additional work and responsibility which has devolved upon him.

The best thanks of this Committee are due to him for the services which have been so rendered.

On behalf of the Visiting Committee,

(Signed) E. J. REEVES,
Chairman.

The Asylum,
Haywards Heath,
29th October, 1910.

*ABSTRACT OF ACCOUNTS for the Year ended 31st March, 1911,
Asylum, situate at Haywards Heath, and belonging wholly*

PART I.—MAIN—

RECEIPTS.				£	s.	d.	£	s.	d.	£	s.	d.
Net Balance in hand brought forward from Abstract for the previous year...						7162	0	10
Sums received on Account of Pauper Patients:—												
1. From Boards of Guardians—												
From Guardians of Poor Law Unions within the Borough—												
NAMES OF UNIONS.				For Maintenance at 10/9, 10/-, 9/9 per head per week.			Funeral and other purposes.					
				£	s.	d.	£	s.	d.			
Brighton	15857	3	6	27	0	0	15884	3	6
Steyning	1889	9	9				1889	9	9
				17746	13	3	27	0	0	...	17773	13 3
From Guardians of other Poor Law Unions—												
NAMES OF UNIONS.				For Maintenance at 9/9 to 14/- per head per week.			Funeral and other purposes.					
				£	s.	d.	£	s.	d.			
Steyning	15	16	0						
Cuckfield	28	8	8						
Cardiff	36	10	0						
St. Mary Abbots	1	16	0						
Sudbury	2	10	0						
Northampton	6	6	0						
King's Norton	4	18	0						
Lewes		14	0						
Uckfield	5	16	0						
Monmouth		4	0						
Wandsworth	9	10	0						
Newhaven	1	16	0						
Whitechapel	17	10	0						
Guildford	5	18	0						
Newton Abbot	3	2	0						
Bermondsey	4	16	0						
St. Giles	6	10	0						
Hammersmith	8	18	0						
Edmonton	6	8	0						
Birkenhead	11	14	0						
Brentford	7	4	0						
				186	4	8	186	4 8
2. From Councils of Counties and Boroughs—												
From the Treasurer of the Borough for Patients adjudged chargeable thereto at 10/9, 10/- and 9/9 per head, per week				183	12 9
Carried forward				18143	10 8
										...	7162	0 10

of the Receipts and Expenditure of the Visiting Committee of the Lunatic to the Council of the County Borough of Brighton.

TENANCE ACCOUNT.

	£	s.	d.	£	s.	d.	£	s.	d.
EXPENDITURE.									
Salaries, Wages, and Uniforms of Officers and Attendants:									
Salaries and Wages (exclusive of sums paid for Labour chargeable in the Farming and Gardening Account, or in the Building and Repairs Fund Account)	6194	8	2						
Uniforms	302	11	6						
Provisions, Malt Liquor, Wines and Spirits:—									
Provisions	6758	7	0						
Malt Liquor, Wines and Spirits (not included in ordinary diet)	57	17	10						
Farm and Garden Expenses:—									
Cash Payments included on Page 15	2556	9	11						
Clothing for Patients	1190	10	11						
Furniture and Bedding	422	16	6						
Fuel, Lighting, Washing and other Necessaries	3720	10	0						
Expenses attending the Removal, Discharge and Burial of Patients	30	14	11						
Carried forward			21234	6	9	...		

PART I.—MAINTENANCE

RECEIPTS.	£ s. d.	£ s. d.	£ s. d.
Brought forward	18143 10 8	7162 0 10
3. From the Treasurers of other Asylums for Patients received under Contract or arrangement at 13/6, 14/6 and 15/- per head, per week :—			
NAMES OF ASYLUMS.			
West Ham	2346 10 8		
Napsbury	1761 19 8		
Wandsworth	1749 18 5		
		5858 8 9	
Sums received on Account of Private Patients :—			
For Maintenance at 16/- and 42/- per head per week	1300 9 1		
For Expenses attending the Removal, Discharge or Burial of Patients	5 12 1		
		1306 1 2	
Sums received on Account of Criminal Patients :—			
From Moneys voted by Parliament	28 6 0	
Cash Receipts on Farming and Gardening Account (see Page 14)	621 4 2	
Other Receipts, viz. :—			
Receipts from Sale of Kitchen Stuff, Old Stores, and Sundries from Asylum	351 5 9		
Rents	14 3 0		
Fines, &c.	10 19 11		
Bankers' Interest	88 6 8		
Rebate from Boro' Council, L. Act, 1890, sec. 269 (9) ...	56 13 1		
		521 14 5	
Total Receipts	26479 5 2
Total of Receipts and Balance	33641 6 0

PART II.—BUILDING AND

	£ s. d.	£ s. d.	£ s. d.
Net Balances in hand brought forward from Abstract for the previous year	9827 15 8
Sums received from the Treasurer of the Borough on Account of—			
Ordinary Repairs	418 12 8		
Other Purposes, specifying them :—			
Rates and Insurance	8 3 4		
		426 16 0	
Other Receipts, specifying them :—			
Bankers' Interest	246 19 1	
Transfers from the Maintenance Account, viz. :—			
(a) Excess of Weekly Charge on "Out-Borough" Pauper Patients	1729 4 6		
(b) Excess of Weekly Charge on Private and Criminal Patients	540 9 1		
		2269 13 7	
Total Receipts and Transfers	2943 8 8
Total of Receipts, Transfers and Balances	12771 4 4

ACCOUNT—continued.

EXPENDITURE.	£	s.	d.	£	s.	d.	£	s.	d.
Brought forward			21234	6	9			
Transfers to the Building and Repairs Fund Account, viz.:									
(a) Excess of Weekly Charge on "Out-Borough" Pauper Patients	1729	4	6						
(b) Excess of Weekly Charge on Private and Criminal Patients	540	9	1	2269	13	7			
Payments to Treasurer of other Asylums for Patients under Contract			226	12	7			
Other Payments, specifying them:—									
Surgery and Dispensary	179	12	9						
Rates, &c.	1096	10	9						
Stationery and Printing	241	9	11						
Periodicals and Amusements	149	4	3						
Incidentals	193	8	9	1860	6	5			
Total Expenditure and Transfers...			25590	19	4
Balance			8050	6	8
Total Expenditure, Transfers and Balance			33641	6	0

REPAIRS FUND ACCOUNT.

	£	s.	d.	£	s.	d.	£	s.	d.
Sums paid on Account of:—									
Ordinary Repairs	2028	1	10						
Additions, Alterations, and Improvements—Plastering ...	525	0	0						
New Plate Warmer	16	0	0						
Other Payments, specifying them:—									
Rates, &c.	90	11	4	2659	13	2			
Total Expenditure			2659	13	2
Net Balances against			10111	11	2
Total of Expenditure and Balances			12771	4	4

SUMMARY OF RECEIPTS, EXPENDITURE

RECEIPTS.	£ s. d.	£ s. d.	£ s. d.
Receipts and Transfers :—			
Maintenance Account	26479 5 2		
Building and Repairs Fund Account :—			
Moneys raised by means of Loans		
Other Moneys	2943 8 8		
Total	29422 13 10
Deduct—Transfers from the Maintenance Account to the Building and Repairs Fund Account	2269 13 7
Total Receipts	27153 0 3

Submitted to the Finance Committee this 29th day of April, 1911.

(Signed) W. BOTTING.

PART III.—FARMING AND

	£ s. d.	£ s. d.	£ s. d.
Estimated Value of Produce supplied to the Asylum during the year ended 31st March, 1911 :—			
Butchers' Meat	501 18 3		
Poultry and Eggs	49 12 7		
Milk	573 15 9		
Vegetables	511 16 11		
Fruit	12 3 6		
Other Items, viz. :—			
Keep of House Horse	23 8 0	1672 15 0	
Cash Receipts from Sales of Produce	621 4 2	
Total Receipts	2293 19 2
Estimated Value of Stock, 31st March, 1911 :—			
Live Stock	1295 18 6		
Dead Stock	498 12 10		
Tenant's Valuation	602 16 11		
Provender	256 11 7		
			2653 19 10
Balance at the end of the year	291 0 3
Total	5238 19 3

AND TRANSFERS IN PARTS I. AND II.

EXPENDITURE.	£ s. d.	£ s. d.	£ s. d.
Expenditure and Transfers :—			
Maintenance Account	25590 19 4		
Building and Repairs Fund Account :—			
Out of Moneys raised by means of Loans			
Out of other Moneys	2659 13 2		
Total	28250 12 6
Deduct—Transfers from the Maintenance Account to the Building and Repairs Fund Account	2269 13 7
Total Expenditure	25980 18 11

Examined 27th April, 1911. H. M. STEVENS, Borough Accountant.

GARDENING ACCOUNT.

1910—March 31st.	£ s. d.	£ s. d.	£ s. d.
Estimated Value of Stock :—			
Live Stock	1312 6 6		
Dead Stock	468 16 11		
Tenant's Valuation	570 14 0		
Provender	330 11 11		
1911—March 31st.		2682 9 4	
Cash Payments in respect of :—			
Labour	689 14 1		
Seeds and Manure	220 9 1		
Stock, Live and Dead	852 18 6		
Provender	657 4 10		
Other Cash Payments, specifying them :—			
Thrashing and Thatching	28 5 7		
Railway Carriage	9 4 8		
Medicine and Shoeing	25 12 0		
Shearing	15 0		
Sundries	43 5 6		
Rates	29 0 8		
Total Cash Payments (Farm and Garden Account)	2556 9 11	
Total Expenditure and Value of Stock	5238 19 3
Total	5238 19 3

I hereby certify that the foregoing are correct Accounts for the Year ended 31st March, 1911.

As witness my hand this 18th day of April, 1911.

GEO. PURVEY,

Clerk of the Asylum.

BRIGHTON COUNTY BOROUGH ASYLUM, HAYWARDS HEATH.

BALANCE STATEMENT for the Quarter ending 31st March, 1911.

MAINTENANCE ACCOUNT.

DEBITS.		ASSETS.	
	£ s. d.		£ s. d.
Invoice Account—Sundry Tradesmen	3308 8 9	Due from Guardians of Poor Law Unions within the Borough.....	4283 2 7
Private Patients paid in advance	20 6 11	Other Poor Law Unions	54 1 4
Cheques drawn but not paid in, viz. :—		Treasurer of the Borough	43 17 6
Leppard and others	230 1 0	Treasurers of other Asylums	1436 2 10
	3558 16 8	Criminal Patients	8 6 0
Balance as per last Quarter's Statement	7666 18 10	Farm Sales	5 6 6
Add :—Income in Excess of Expenditure this Quarter	383 7 10	Stores' Sundry Sales	70 8 1
	8050 6 8	Rents and Fines	2 5 0
		Borough Treasurer (Rebate)	17 6 10
		Building and Repair Fund	295 4 5
			6211 0 1
		Cash in Banker's hands.....	5097 12 4
		" Clerk's hands.....	300 10 11
			5398 3 3
			£11609 3 4

16

BUILDING AND REPAIR FUND ACCOUNT.

	£ s. d.	£ s. d.
Due to Maintenance A/c.	295 4 5	
To Balance as per last Quarter's Statement.....	10406 15 7	
Less Expenditure in Excess of Income this Quarter	295 4 5	
	10111 11 2	
	£10406 15 7	
		£ s. d.
		10406 15 7

Submitted to the Finance Committee this 29th day of April, 1911.

(Signed) W. BOTTING.

Examined 27th April, 1911.

H. M. STEVENS, Borough Accountant.

GEO. PURVEY, Clerk of the Asylum.

[illegible]

1911.—March 31st.		£	s.	d.	£	s.	d.
By Sale of—							
1 Bull.....		24	17	10			
9 Calves		14	6	4			
82 Sheep		189	12	9			
39 Pigs		118	15	11			
3 Cows		43	2	8			
Hides and Skins		19	14	0			
181 lbs. Wool @ 1/1½... ..		10	14	10			
20 qrs. Wheat @ 35/-... ..		35	0	0			
Hay		1	15	0			
7 Steers.....		162	6	6			
Sundries		18	4				
					621	4	2
By Produce supplied to House—							
14,075 lbs. Beef @ 4d., 3½d. and 3¼d.		219	19	9			
16,392 lbs. Pork @ 4½d., 4d. and 3½d.		274	12	11			
91 lbs. Mutton @ 3½d. and 4d.		1	8	9			
Bells, Livers, &c.		5	16	10			
					501	18	3
15,301 gals. Milk @ 9d.		573	15	9			
7,661 No. Eggs .. , 1d.		31	18	5			
135 ,, Poultry		16	17	6			
20 ,, Rabbits ,, 10d.		16	8				
					623	8	4
1,790 bus. Cabbage, , 1/- ..		89	10	0			
209 ,, Onions ,, 2/- ..		20	18	0			
2,375 ,, Potatoes, , 2/6 ..		234	7	6			
11¼ ,, Peas ... , 2/- ..		1	3	6			
487 ,, Beans... , 2/- ..		48	14	0			
215½ ,, Carrots ,, 2/- ..		21	11	0			
132 ,, Parsnips, , 2/- ..		13	4	0			
127 ,, Turnips ,, 10d.		5	5	10			
3,248 No. Cauliflowers ..		20	6	0			
Other Vegetables		40	12	1			
Fruit and Rhubarb		12	3	6			
Vegetables and Fruit supplied to Medical Superintendent		16	5	0			
					524	0	5
Keep of House Horse		23	8	0			
					23	8	0
By Estimated Value of							
Live Stock		1295	18	6			
Estimated Value of Dead Stock		498	12	10			
Estimated Value of Tenant's Valuation		602	16	11			
Estimated Value of Provender		256	11	7			
					2653	19	10
Balance against Farm					491	0	3
					£5438	19	3

(Signed) E. J. REEVES (*Chairman*),

(Signed) GEO. PURVEY,
Clerk of the Asylum.

THE ESTABLISHMENT.

OFFICERS.

Medical Superintendent	...	£600	Furnished House, Coals, Vegetables, and Laundry.
First Assistant Medical Officer	...	250	} Lodging, Board, Washing and Attendance.
Second Medical Officer	...	225	
Chaplain...	...	250	} None.
Clerk of Asylum	...	260	
Assistant Clerk...	...	115	} House, Coals, and Gas.
Storekeeper	...	170	
Head Attendant (Male)	...	135	
Head Attendant (Female)	...	135	} Lodging, Board, Washing, and Attendance.
Housekeeper	...	60	
Female Assistant Officer (Vacant)	...		
Total	...	11	

ATTENDANTS AND SERVANTS.

MALES.			Ann.	FEMALES.			Ann.
			£ s.				£ s.
*1 Organist, &c.	...	(Vacant)		1 Day Nurse (Infirmary)	...		35 10
1 Hall Porter...	...		48 10	2 " " "	...		33 10
*1 Night Attendant	...		76 0	1 " " "	...		30 10
*1 " " "	...		71 0	1 " " "	...		27 0
*1 " " "	...		68 0	1 " " "	...		25 0
*1 " " "	...		62 0	5 " " "	...		22 0
*1 " " "	...		59 0	1 " " "	...		21 0
1 Day Attendant	...		48 10	5 " " "	...		20 0
1 " " "	...		47 10	6 " " "	...		19 0
1 " " " (Farm)	...		46 10	18 " " "	...		18 0
5 " " " (Dining Hall)	...		45 10	1 Night Nurse	...		32 0
1 " " "	...		44 10	1 " " "	...		27 0
1 " " "	...		43 10	2 " " "	...		22 0
1 " " " (House)	...		41 10	3 " " "	...		20 0
1 " " " (Bath)	...		41 10	1 Dining Hall Maid	...		32 10
2 " " "	...		41 10	1 Seamstress	...		28 0
1 " " "	...		39 10	1 Cook	...		31 0
1 " " "	...		37 10	1 Laundry Maid (Head)	...		31 0
1 " " "	...		37 0	2 " " "	...		21 0
2 " " "	...		35 0	2 " " "	...		20 0
2 " " "	...		34 0	3 House Maids	...		18 0
1 " " " (Farm)	...		33 10	3 Kitchen Maids	...		18 0
5 " " "	...		33 0	1 Hall Porter's Wife	...	Board only	
2 " " "	...		32 0				
2 " " "	...		31 0				
2 " " "	...		30 0				
5 " " "	...		29 0				
45				63			

The Male Attendants are allowed one day's leave in 9. Married Attendants are allowed £2 per annum in lieu of washing, £6 10s. per annum for lodging money, and 1s. per day in lieu of rations during absence from sickness. The Female Attendants are allowed one day off duty every 11 days, and an annual holiday of 14 days. All Attendants and Servants have uniform, and 10 or 14 days' leave granted during the year, and board wages at 1s. 6d. per day paid during this leave. Bandsmen are paid £1 per year, with an additional 1s. for every performance or practice at which they play.

* Are neither boarded nor lodged.

ARTISANS, &c.

2 Bricklayers	...	Wk	£1 10 0	1 Garden Labourer	...	Wk. £	19 10
1 " (Labourer)	...		1 1 10	1 " " "	...		18 0
1 " (Temporary)	...		1 2 0	1 General Labourer and Sweep	...		1 5 0
1 Baker	...		1 6 11	1 " " " (Temporary)	...		1 5 0
1 " " "	...		1 5 11	1 House Carter	...		1 2 10
1 Basket-maker	...		1 7 10	1 Matmaker	...		1 5 10
1 Butcher	...		1 6 11	1 Painter and Glazier	...		1 11 10
1 Cabinet-maker	...		1 12 10	1 Painter	...		1 7 10
1 Carpenter	...		1 11 10	2 " (Temporary)	...		1 7 0
1 " " "	...		1 10 10	1 Stoker	...		1 8 0
1 Carter	...		1 1 11	1 " " "	...		1 6 0
1 " " "	...		1 1 0	1 Shoemaker	...		1 5 0
1 " (Assistant)	...		12 0	1 Store Porter	...		1 6 10
1 Cowman	...		1 2 11	1 Sewage Labourer	...		18 0
1 " Assistant	...		19 0	1 Stockman	...		17 0
1 Florist	...		1 5 0	1 Tailor	...		1 6 10
1 Fitter	...		1 8 0				
1 Bailiff	...	Wk	£1 10 0				
1 Front Ground Labourer	...		1 0 10				
1 Gardener	...		1 5 5				
1 Engineer	...		2 1 5				
1 Blacksmith	...		1 5 0				

Made up on 31st March, 1911.

Officers	...	11	} Total of Staff	159
Attendants and Servants	...	108		
Artisans, &c.	...	40		

GEO. PURVEY, Clerk of the Asylum.

AVERAGE WEEKLY COST PER HEAD OF MAINTENANCE



THE
MEDICAL SUPERINTENDENT'S REPORT.

THE MEDICAL SUPERINTENDENT has the honour to submit the Seventh Annual Report to you as the Committee of Visitors of the Brighton County Borough Asylum, being the Fifty-second since the opening of the Asylum.

The Admissions during the year ending September 30th, 1909, have been—Males, 117; Females, 142; Total, 259.

The Discharges during the year have been—Males, 35; Females, 55; Total, 90.

The Deaths during the same period have been—Males, 23; Females, 28; Total, 51.

The Average Number Daily Resident during the year has been—Males, 356; Females, 486; Total, 842.

The Numbers in the Asylum this day, 30th September, 1910, are—Males, 371; Females, 494; Total, 865.

They are chargeable as follows :—

	Males.	Females.	Totals.
To Brighton Parish . . .	246	350	596
To the portion of Steyning Union included in the County Borough of Brighton	28	42	70
To the County Borough of Brighton	4	3	7
To Out-County Unions .	3	3	6
Criminal	1	...	1
Private Patients	10	16	26
Patients under Contract—			
West Ham	30	30	60
Napsbury	24	25	49
Wandsworth	25	25	50

The total number of patients chargeable to Brighton and to the Steyning Union has increased by 12, viz., an increase of Males, 3, and of Females, 9.

The Admissions during the year from the Parish of Brighton and from the portion of Steyning Union in the County Borough of Brighton have been—Males, 61 ; Females, 89 ; Total, 150.

Of the Admissions, 138 in number (excluding transfers from other Asylums), 37.5 per cent. of the Males were deemed curable, and 45.1 per cent. of the Females. Excluding transfers from other Asylums, the percentage of those discharged as recovered within the year is 5.4 per cent. less than last year, viz., 31.2 as against 25.8 per cent.

TABLE I.—SHEWING THE EXPECTANCY OF RECOVERY
ON ADMISSION.

Sex.	Number.	Good.	Fair.	Bad or Hopeless.	Actively Suicidal.
Males	56	5	16	35	9
Females	82	8	29	45	20

TABLE II.—SHEWING THE AGES ON ADMISSION.

	0—5.	5—15.	15—35.	35—55.	55—75.	75 and upwards
Males	2	14	28	11	1
Females	30	33	16	3

TABLE III.—SHEWING THE FORM OF MENTAL
DISORDER OF THE YEAR'S ADMISSIONS.

	Males.	Females.	Total.
Insanity with Epilepsy	2	1	3
Idiocy without Epilepsy	2	2
„ with Epilepsy
Imbecility without Epilepsy..	4	2	6
„ with Epilepsy	4	2	6
Confusional Insanity	2	1	3
General Paralysis.....	4	2	6
Dementia	2	9	11
Mania	25	33	58
Melancholia	13	30	43
TOTAL	56	82	138

TABLE IV.—SHEWING THE FURTHER HISTORY OF
THE YEAR'S ADMISSIONS.

	Males.	Females.	Total.
Discharged Recovered.....	4	15	19
„ to Care of Friends	2	3	5
„ Relieved
Out of the Asylum—On Trial
Transferred to other Asylums	3	6	9
Died	6	5	11
Remain in Asylum	41	53	94
Total	56	82	138

The Discharges were 90, of whom 35 were Males and 55 Females.

Of the 35 Males who were discharged, 17 had recovered, this being a percentage of 30.4 on the admissions, excluding transfers, 9 were discharged to the care of friends, 2 by operation of Law, one by irregular admission, and 6 were removed to other Asylums.

Of the 55 Females who were discharged, 26 had recovered, this being a percentage of 31.7 on the admissions, excluding transfers, 11 were discharged to the care of friends, 17 were transferred to other Asylums, and one discharged by operation of Law.

Fifty-one deaths occurred, viz., 23 Males, 28 Females. The death rate, based on the average daily number resident, is Males, 6.5; Females, 5.8. For both sexes 6.1 per cent. Of the total deaths 3 were due to phthisis,

7 to bronchitis or pneumonia, 10 to heart disease, 4 to nephritis, 10 to general paralysis, 3 to old age, and the remaining 14 to various forms of brain disease or other constitutional disorder.

TABLE V.—AGES AT DEATH.

	0—5	5-15	15-35	35-55	55-75	75 and upwds	Total deaths.
Males	12	8	3	23
Females	2	6	14	6	28
Total	2	18	22	9	51

The Mean Age at Death for both sexes was 58.7 years—Males, 55.0; Females, 61.8.

The Coroner held an inquest concerning the death of one patient, a feeble old woman, who fractured her thigh from an accidental fall, and died ten days afterwards of pneumonia. The jury returned a verdict that death was due to pneumonia, secondary to a fracture of the femur caused by an accidental fall.

In January and February there was a slight epidemic of Influenza, chiefly affecting the Female side, and during the present month Asylum Dysentery, from which the Asylum had been free for nine months, again appeared, attacking one Attendant and three patients, and in the case of one Female patient it terminated fatally.

The serious non-fatal casualties have been two in number, a Male patient fracturing one of his ribs by falling, in a fit, and a Female patient was badly burned on the back and arms by falling, in a fit, against a hot-water supply pipe in one of the bathrooms. These

pipes have since been protected by wooden casing.

There have been two escapes—a man who was working in the garden, and a woman who escaped through a door which had been carelessly left unlocked by some person whose identity is not established. Both were brought back to the Asylum after a short absence.

The Commissioners in Lunacy have not visited the Asylum during the year.

Committees of the Brighton, Steyning, West Ham, Edmonton, and Willesden Guardians have visited the Asylum during the year and expressed satisfaction at the care and treatment the patients received.

The Reception Contracts with the Visiting Committees of the Middlesex County Asylums at Napsbury and Wandsworth were duly completed, and 100 Middlesex patients—50 Males and 50 Females—were admitted in November and December.

The necessary repairs to the Building have been carried out, and the re-decoration of the Wards, Dormitories and Staircases on the Female side has been continued.

The boiler in connection with the heating apparatus on the Female side of the House being quite worn out, a new boiler has been provided.

The gas supply to the four cottages outside the Asylum Gates has been improved by removing the long branch from the Asylum Main and laying short branches to the Company's main in the road.

With the exception of one Attendant, who was dismissed for disobedience, the conduct of the Staff generally has been good.

There have been several changes among the Official Staff.

Early in November the Medical Superintendent became seriously ill. He was granted an extended leave of absence, but his health did not improve, and in May he felt compelled to tender his resignation.

Dr. Walker had been 28 years in the service of the institution, and his illness and enforced retirement were deeply regretted by the entire Staff.

On the resignation of Dr. Walker you honoured me by promotion to the responsible post of Medical Superintendent.

Dr. Harper-Smith, late Assistant Medical Officer at Claybury Asylum, has been appointed First Assistant Medical Officer, and commenced his duties in July. He has proved himself an able and agreeable colleague.

The Housekeeper, Mrs. Woodhouse, who had held that office for $26\frac{1}{2}$ years, was compelled to retire through ill-health in February, and Miss Mary Darbyshire was promoted to the vacant post.

In February Mrs. Ethel Austins was appointed Assistant Female Officer, and came into residence in March.

I desire to offer thanks to my colleagues, Drs. Harper-Smith and Forster, for their invaluable assistance in the medical and administrative work of the Asylum, and to express my appreciation of the services of the entire Staff.

To you, Gentlemen, I offer grateful thanks for your kind consideration and support.

CHARLES PLANCK,
Medical Superintendent.

30th September, 1910.

THE CHAPLAIN'S ANNUAL REPORT.

THE CHAPLAIN has the honour to lay before the Committee his Annual Report.

The Wards, Workshops and Infirmarys have been regularly visited during the year, and the Schools superintended in the Winter months.

Every care has been taken in the ordering of books for the library, and the shelves in the Wards are now well supplied with literature of various kinds.

The Choir suffered for a time owing to the promotion of its leader, Miss Darbyshire, but the work has been well taken up by Mrs. Austins, and Attendants and Nurses give their best.

There have been 51 deaths during the year, and 22 burials in the Asylum Cemetery. Unless anything unforeseen should happen the Cemetery should be available for at least six years.

The retirement of Dr. Walker was a great loss to the Chaplain, after an unbroken friendship of 18 years.

During the Chaplain's holiday in September the duties were undertaken by the Rev. George Moore, Chaplain to the Royal Infirmary, Sheffield.

(Signed) E. R. D. LITTLE, M.A.

September 30th, 1910.

STATISTICAL TABLES

FOR THE

YEAR ENDING 31ST DECEMBER, 1910.

TABLE A 1.
General Table, shewing the movement of the Asylum
Population during the Year 1910.

	Certified Patients.					
	M.	F.	T.	M.	F.	T.
On the Asylum Registers, Jan. 1st, 1910	362	489	851			
Total Cases Admitted during the Year	61	100	161			
Total Cases under Treatment during the Year				423	589	1012
Cases Discharged or Trans- ferred during the Year—						
Recovered	18	27	45			
Relieved	12	20	32			
Not Improved.....	6	10	16			
Died during the Year	21	26	47			
Total Cases Discharged, Transferred and Died during the Year				57	83	140
On the Asylum Registers, Dec. 31st, 1910				366	506	872
Average Daily Number on the Registers during the Year...				366	498	864

Certified Persons (i.e., separate persons in contradistinction to "cases," which may include the same individual more than once).

	M.	F.	T.
Certified under Care during the Year ...	420	584	1004
,, Admitted	60	98	158
,, Recovered	18	27	45

GENERAL TABLE, showing the movement of the Asylum Population during each Year since the Year 1859, together with the Recovery and Death Rates.

[illegible]

TABLE B 1.

Analysis of the Admissions during the Year 1910.

Classes of Admissions.	Congenital.			Acquired.									Total.		
				First Attack.			Not First Attack.			Unknown whether First Attack or not.					
	M.	F.	T.	M.	F.	T.	M.	F.	T.	M.	F.	T.			
	Direct	7	4	11	34	51	85	9	26	35	2	6	8	52	87
Indirect { Transfers Statutory Re-Admissions	3	3	6	3	9	1	4	5	1	2	3	8	12	20
	1	1	2	1	1	2
Total Admissions.....	7	7	14	41	55	96	10	30	40	3	8	11	61	100	161

TABLE B 2.

Showing the Duration of the present attack of Mental Disorder on Admission in the Admissions during the Year 1910, distinguishing between the Direct and the Transfers, and stating (in those not Congenital) whether First Attack or not.

Duration of Mental Disorder prior to Admission.	Direct Admissions.									Total.		
	First attack.			Not first attack.			Unknown whether first attack or not.					
	M.	F.	T.	M.	F.	T.	M.	F.	T.	M.	F.	T.
Less than 2 weeks	4	10	14	4	7	11	1	2	3	9	19	28
2 weeks and less than 1 month	4	5	9	2	6	8	6	11	17
1 month " 3 months	3	9	12	2	6	8	5	15	20
3 months " 6 "	12	9	21	1	2	3	...	1	1	13	12	25
6 " " 9 "	1	4	5	...	1	1	1	5	6
9 " " 12 "	1	3	4	...	1	1	1	4	5
12 " " 18 "	1	2	3	1	2	3
18 " " 2 years	2	2	2	2
2 years " 3 "	2	1	3	2	1	3
3 " " 5 "	2	4	6	...	1	1	2	5	7
5 " " 10 "	3	1	4	...	1	1	3	2	5
10 " " 15 "	1	1	1	1
15 " " 20 "	1	...	1	1	...	1
Duration unknown	1	1	1	3	4	1	4	5
Congenital Cases	7	4	11
Totals.....	34	51	85	9	26	35	2	6	8	52	87	139

Showing the Ages and Civil State on Admission, in the Admissions, Direct and Transfers grouped together, and in the Congenital Cases of the Direct Admissions.

[illegible]



TABLE B 4.

Showing in the Direct Admissions during the year 1910, excluding the Congenital Cases and the cases "Unknown whether First Attack or not"—(a) The age at commencement of the Present Attack of mental disorder in both the First-Attack and Not-First-Attack cases, respectively arranged according to their civil state; (b) The age on First-Attack in the Not-First-Attack cases; and (c) A statement of the number of Previous Attacks in the Not-First-Attacks, known to have been treated to recovery in an institution or elsewhere.

[illegible]

TABLE B 5.—Showing the Form of Mental Disorder on Admission in the Direct Admissions and Transfers during the Year 1910.

Forms of Mental Disorder.		Direct Admissions.			Transfers.			Total.		
		M.	F.	T.	M.	F.	T.	M.	F.	T.
Congenital or infantile mental deficiency (idiotcy or imbecility) occurring as early in life as it can be observed.	1. Intellectual { <i>a.</i> With Epilepsy <i>b.</i> Without Epilepsy	3 4	2 2	5 6	...	1 2	1 2	3 4	3 4	6 8
	2. Moral
Insanity occurring later in life.	1. Insanity with Epilepsy	...	1	1	...	2	2	...	3	3
	2. General Paralysis of the Insane	4	2	6	1	...	1	5	2	7
	3. Insanity with Grosser Brain Lesions	...	1	1	1	1
	4. Acute Delirium	1	2	3	1	2	3
	5. Confusional Insanity	2	3	5	2	3	5
	6. Stupor	...	3	3
	7. Primary Dementia	...	3	3	...	1	1	...	4	4
	8. Mania { <i>a.</i> Recent <i>b.</i> Chronic <i>c.</i> Recurrent	13 4 2	24 6 1	37 10 3	1 1 1	1 1 ...	2 2 2	14 5 3	25 7 1	39 12 4
	9. Melancholia { <i>a.</i> Recent <i>b.</i> Chronic <i>c.</i> Recurrent	12 3 2	28 2 2	40 5 4	2	14 3 2	28 2 2	42 5 4
	10. Alternating Insanity	1	1	...	1	1
	11. Delusional Insanity { <i>a.</i> Systematised <i>b.</i> Non-systematised	2 1	2 1	...	2 1	2 1
	12. Volitional Insanity { <i>a.</i> Impulse <i>b.</i> Obsession <i>c.</i> Doubt
	13. Moral Insanity
	14. Dementia { <i>a.</i> Senile <i>b.</i> Secondary	...	4 4	4 6	1 2	...	1 3	1 4	4 5	5 9
Totals.....		52	87	139	9	13	22	61	100	161



TABLE B 7.—ÆTIOLOGICAL.

Showing the Ætiological Factors and Associated Conditions assigned in the Direct Admissions during the Year 1910, distinguishing between cases—Congenital, First-Attack, Not-First-Attack, and Unknown-whether-First-Attack-or-Not.

ETIOLOGICAL FACTORS AND ASSOCIATED CONDITIONS.	Congenital Cases.									First-Attack Cases.									Not-First-Attack Cases.									Cases Unknown-whether-First-Attack-or-not.									Total Direct Admissions.											
	Principal.			Contributory.			Total Incidence.	Principal.			Contributory.			Total Incidence.	Principal.			Contributory.			Total Incidence.	Principal.			Contributory.			Total Incidence.	Total Principal.			Total Contributory.			Grand Total Incidence.													
	Instances where regarded as the essential or chief factor.			Instances where regarded as a contributory factor or associated condition.				Instances where regarded as the essential or chief factor.			Instances where regarded as a contributory factor or associated condition.				Instances where regarded as the essential or chief factor.			Instances where regarded as a contributory factor or associated condition.				Instances where regarded as the essential or chief factor.			Instances where regarded as a contributory factor or associated condition.																							
	M.	F.	T.	M.	F.	T.	M.	F.	T.	M.	F.	T.	M.	F.	T.	M.	F.	T.	M.	F.	T.	M.	F.	T.	M.	F.	T.	M.	F.	T.	M.	F.	T.															
A. Hereditary (including consanguinity, nephews, nieces and offspring).	1	1	2	1	—	1	2	1	3	4	2	6	7	7	14	11	9	10	2	—	—	—	—	—	—	—	—	—	—	—	—	—																
1. Epilepsy	—	—	—	—	—	—	—	—	—	—	—	—	—	—	—	—	—	—	—	—	—	—	—	—	—	—	—	—	—	—	—	—																
2. Neuroses (including only Hysteria, Neurasthenia, Spasmodic (Idiosyncratic) Asthma and Chorea)	—	—	—	—	—	—	—	—	—	—	—	—	—	—	—	—	—	—	—	—	—	—	—	—	—	—	—	—	—	—	—	—																
3. Epilepsy (in marked degree)	—	—	—	—	—	—	—	—	—	—	—	—	—	—	—	—	—	—	—	—	—	—	—	—	—	—	—	—	—	—	—	—																
4. Alcoholism	—	—	—	—	—	—	—	—	—	—	—	—	—	—	—	—	—	—	—	—	—	—	—	—	—	—	—	—	—	—	—	—																
B. Mental Instability, as revealed by—	—	—	—	—	—	—	—	—	—	—	—	—	—	—	—	—	—	—	—	—	—	—	—	—	—	—	—	—	—	—	—	—																
1. Moral Instability	—	—	—	—	—	—	—	—	—	—	—	—	—	—	—	—	—	—	—	—	—	—	—	—	—	—	—	—	—	—	—	—																
2. Congenital Mental Defect, not amounting to Imbecility	—	—	—	—	—	—	—	—	—	—	—	—	—	—	—	—	—	—	—	—	—	—	—	—	—	—	—	—	—	—	—	—																
3. Eccentricity	—	—	—	—	—	—	—	—	—	—	—	—	—	—	—	—	—	—	—	—	—	—	—	—	—	—	—	—	—	—	—	—																
C. Degeneration of Special Senses.	—	—	—	—	—	—	—	—	—	—	—	—	—	—	—	—	—	—	—	—	—	—	—	—	—	—	—	—	—	—	—	—																
1. Smell or Taste	—	—	—	—	—	—	—	—	—	—	—	—	—	—	—	—	—	—	—	—	—	—	—	—	—	—	—	—	—	—	—	—																
2. Hearing	—	—	—	—	—	—	—	—	—	—	—	—	—	—	—	—	—	—	—	—	—	—	—	—	—	—	—	—	—	—	—	—																
3. Sight	—	—	—	—	—	—	—	—	—	—	—	—	—	—	—	—	—	—	—	—	—	—	—	—	—	—	—	—	—	—	—	—																
D. Critical Periods.	—	—	—	—	—	—	—	—	—	—	—	—	—	—	—	—	—	—	—	—	—	—	—	—	—	—	—	—	—	—	—	—																
1. Puberty and Adolescence	—	—	—	—	—	—	—	—	—	—	—	—	—	—	—	—	—	—	—	—	—	—	—	—	—	—	—	—	—	—	—	—																
2. Climacteric	—	—	—	—	—	—	—	—	—	—	—	—	—	—	—	—	—	—	—	—	—	—	—	—	—	—	—	—	—	—	—	—																
3. Senility	—	—	—	—	—	—	—	—	—	—	—	—	—	—	—	—	—	—	—	—	—	—	—	—	—	—	—	—	—	—	—	—																
E. Child-bearing.	—	—	—	—	—	—	—	—	—	—	—	—	—	—	—	—	—	—	—	—	—	—	—	—	—	—	—	—	—	—	—	—																
1. Pregnancy	—	—	—	—	—	—	—	—	—	—	—	—	—	—	—	—	—	—	—	—	—	—	—	—	—	—	—	—	—	—	—	—																
2. Postnatal State (not septic)	—	—	—	—	—	—	—	—	—	—	—	—	—	—	—	—	—	—	—	—	—	—	—	—	—	—	—	—	—	—	—	—																
3. Lactation	—	—	—	—	—	—	—	—	—	—	—	—	—	—	—	—	—	—	—	—	—	—	—	—	—	—	—	—	—	—	—	—																
F. Mental Stress.	—	—	—	—	—	—	—	—	—	—	—	—	—	—	—	—	—	—	—	—	—	—	—	—	—	—	—	—	—	—	—	—																
1. Shock	—	—	—	—	—	—	—	—	—	—	—	—	—	—	—	—	—	—	—	—	—	—	—	—	—	—	—	—	—	—	—	—																
2. Prolapsed	—	—	—	—	—	—	—	—	—	—	—	—	—	—	—	—	—	—	—	—	—	—	—	—	—	—	—	—	—	—	—	—																
G. Physiological Defects and Errors.	—	—	—	—	—	—	—	—	—	—	—	—	—	—	—	—	—	—	—	—	—	—	—	—	—	—	—	—	—	—	—	—																
1. Malnutrition in early life (signs of Rickets, &c.)	—	—	—	—	—	—	—	—	—	—	—	—	—	—	—	—	—	—	—	—	—	—	—	—	—	—	—	—	—	—	—	—																
2. Privation and Starvation	—	—	—	—	—	—	—	—	—	—	—	—	—	—	—	—	—	—	—	—	—	—	—	—	—	—	—	—	—	—	—	—																
3. Over-exercize (physical)	—	—	—	—	—	—	—	—	—	—	—	—	—	—	—	—	—	—	—	—	—	—	—	—	—	—	—	—	—	—	—	—																
4. Masturbation	—	—	—	—	—	—	—	—	—	—	—	—	—	—	—	—	—	—	—	—	—	—	—	—	—	—	—	—	—	—	—	—																
5. Sexual excesses	—	—	—	—	—	—	—	—	—	—	—	—	—	—	—	—	—	—	—	—	—	—	—	—	—	—	—	—	—	—	—	—																
H. Toxic.	—	—	—	—	—	—	—	—	—	—	—	—	—	—	—	—	—	—	—	—	—	—	—	—	—	—	—	—	—	—	—	—																
1. Alcohol	—	—	—	—	—	—	—	—	—	—	—	—	—	—	—	—	—	—	—	—	—	—	—	—	—	—	—	—	—	—	—	—																
2. Drug habit (morphia, cocaine, &c.)	—	—	—	—	—	—	—	—	—	—	—	—	—	—	—	—	—	—	—	—	—	—	—	—	—	—	—	—	—	—	—	—																
3. Lead and other such poisons	—	—	—	—	—	—	—	—	—	—	—	—	—	—	—	—	—	—	—	—	—	—	—	—	—	—	—	—	—	—	—	—																
4. Tuberculosis	—	—	—	—	—	—	—	—	—	—	—	—	—	—	—	—	—	—	—	—	—	—	—	—	—	—	—	—	—	—	—	—																
5. Influenza	—	—	—	—	—	—	—	—	—	—	—	—	—	—	—	—	—	—	—	—	—	—	—	—	—	—	—	—	—	—	—	—																
6. Pneumonia	—	—	—	—	—	—	—	—	—	—	—	—	—	—	—	—	—	—	—	—	—	—	—	—	—	—	—	—	—	—	—	—																
7. Other Specific Fevers	—	—	—	—	—	—	—	—	—	—	—	—	—	—	—	—	—	—	—	—	—	—	—	—	—	—	—	—	—	—	—	—																
8. Syphilis, acquired	—	—	—	—	—	—	—	—	—	—	—	—	—	—	—	—	—	—	—	—	—	—	—	—	—	—	—	—	—	—	—	—																
9. Syphilis, congenital	—	—	—	—	—	—	—	—	—	—	—	—	—	—	—	—	—	—	—	—	—	—	—	—	—	—	—	—	—	—	—	—																
10. Other Toxins	—	—	—	—	—	—	—	—	—	—	—	—	—	—	—	—	—	—	—	—	—	—	—	—	—	—	—	—	—	—	—	—																
I. Traumatic.	—	—	—	—	—	—	—	—	—	—	—	—	—	—	—	—	—	—	—	—	—	—	—	—	—	—	—	—	—	—	—	—																
1. Injuries —	—	—	—	—	—	—	—	—	—	—	—	—	—	—	—	—	—	—	—	—	—	—	—	—	—	—	—	—	—	—	—	—																
2. Operations	—	—	—	—	—	—	—	—	—	—	—	—	—	—	—	—	—	—	—	—	—	—	—	—	—	—	—	—	—	—	—	—																
3. Sunstroke	—	—	—	—	—	—	—	—	—	—	—	—	—	—	—	—	—	—	—	—	—	—	—	—	—	—	—	—	—	—	—	—																
K. Diseases of the Nervous System.	1	—	1	—	—	1	—	1	3	4	1	—	1	3	4	1	—	1	3	4	1	—	1	—	1	—	1	—	1	3	4	1																
1. Lesions of Brain	—	—	—	—	—	—	—	—	—	—	—	—	—	—	—	—	—	—	—	—	—	—	—	—	—	—	—	—	—	—	—	—																
2. Lesions of Spinal Cord and Nerves	—	—	—	—	—	—	—	—	—	—	—	—	—	—	—	—	—	—	—	—	—	—	—	—	—	—	—	—	—	—	—	—																
3. Epilepsy	—	—	—	—	—	—	—	—	—	—	—	—	—	—	—	—	—	—	—	—	—	—	—	—	—	—	—	—	—	—	—	—																
4. Other defined Neuroses (limited to Hysteria, Neurasthenia, Spasmodic Asthma, and Chorea)	—	—	—	—	—	—	—	—	—	—	—	—	—	—	—	—	—	—	—	—	—	—	—	—	—	—	—	—	—	—	—	—																
5. Other Neuroses which occurred in Infancy or Childhood (limited to Convulsions and Night-terrors)	—	—	—	—	—	—	—	—	—	—	—	—	—	—	—	—	—	—	—	—	—	—	—	—	—	—	—	—	—	—	—	—																
L. Other Bodily Affections.	—	—	—	—	—	—	—	—	—	—	—	—	—	—	—	—	—	—	—	—	—	—	—	—	—	—	—	—	—	—	—	—																
1. Hemopoietic System (Anemia, &c.)	—	—	—	—	—	—	—	—	—	—	—	—	—	—	—	—	—	—	—	—	—	—	—	—	—	—	—	—	—	—	—	—																
2. Cardio-vascular Degeneration	—	—	—	—	—	—	—	—	—	—	—	—	—	—	—	—	—	—	—	—	—	—	—	—	—	—	—	—	—	—	—	—																
3. Valvular Heart Diseases	—	—	—	—	—	—	—	—	—	—	—	—	—	—	—	—	—	—	—	—	—	—	—	—	—	—	—	—	—	—	—	—																
4. Neurotic System (including Tuberculosis)	—	—	—	—	—	—	—	—	—	—	—	—	—	—	—	—	—	—	—	—	—	—	—	—	—	—	—	—	—	—	—	—																
5. Gastro-intestinal System	—	—	—	—	—	—	—	—	—	—	—	—	—	—	—	—	—	—	—</																													

THE HISTORY OF THE
CITY OF BOSTON
FROM 1630 TO 1880

1630	1631	1632	1633	1634	1635	1636	1637	1638	1639	1640	1641	1642	1643	1644	1645	1646	1647	1648	1649	1650	1651	1652	1653	1654	1655	1656	1657	1658	1659	1660	1661	1662	1663	1664	1665	1666	1667	1668	1669	1670	1671	1672	1673	1674	1675	1676	1677	1678	1679	1680	1681	1682	1683	1684	1685	1686	1687	1688	1689	1690	1691	1692	1693	1694	1695	1696	1697	1698	1699	1700	1701	1702	1703	1704	1705	1706	1707	1708	1709	1710	1711	1712	1713	1714	1715	1716	1717	1718	1719	1720	1721	1722	1723	1724	1725	1726	1727	1728	1729	1730	1731	1732	1733	1734	1735	1736	1737	1738	1739	1740	1741	1742	1743	1744	1745	1746	1747	1748	1749	1750	1751	1752	1753	1754	1755	1756	1757	1758	1759	1760	1761	1762	1763	1764	1765	1766	1767	1768	1769	1770	1771	1772	1773	1774	1775	1776	1777	1778	1779	1780	1781	1782	1783	1784	1785	1786	1787	1788	1789	1790	1791	1792	1793	1794	1795	1796	1797	1798	1799	1800	1801	1802	1803	1804	1805	1806	1807	1808	1809	1810	1811	1812	1813	1814	1815	1816	1817	1818	1819	1820	1821	1822	1823	1824	1825	1826	1827	1828	1829	1830	1831	1832	1833	1834	1835	1836	1837	1838	1839	1840	1841	1842	1843	1844	1845	1846	1847	1848	1849	1850	1851	1852	1853	1854	1855	1856	1857	1858	1859	1860	1861	1862	1863	1864	1865	1866	1867	1868	1869	1870	1871	1872	1873	1874	1875	1876	1877	1878	1879	1880
------	------	------	------	------	------	------	------	------	------	------	------	------	------	------	------	------	------	------	------	------	------	------	------	------	------	------	------	------	------	------	------	------	------	------	------	------	------	------	------	------	------	------	------	------	------	------	------	------	------	------	------	------	------	------	------	------	------	------	------	------	------	------	------	------	------	------	------	------	------	------	------	------	------	------	------	------	------	------	------	------	------	------	------	------	------	------	------	------	------	------	------	------	------	------	------	------	------	------	------	------	------	------	------	------	------	------	------	------	------	------	------	------	------	------	------	------	------	------	------	------	------	------	------	------	------	------	------	------	------	------	------	------	------	------	------	------	------	------	------	------	------	------	------	------	------	------	------	------	------	------	------	------	------	------	------	------	------	------	------	------	------	------	------	------	------	------	------	------	------	------	------	------	------	------	------	------	------	------	------	------	------	------	------	------	------	------	------	------	------	------	------	------	------	------	------	------	------	------	------	------	------	------	------	------	------	------	------	------	------	------	------	------	------	------	------	------	------	------	------	------	------	------	------	------	------	------	------	------	------	------	------	------	------	------	------	------	------	------	------	------	------	------	------	------	------	------	------	------	------	------

TABLE B 8.—**ETIOLOGICAL.**—Showing, in respect of the First Attack Cases of the Direct Admissions during the Year 1910 the full correlation between the various *Etiological Factors and Associated Conditions* assigned




TABLE B 9.

Showing the GENERAL PARALYTICS in the Direct Admissions during the Year 1910, arranged according to their Ages at Commencement of the Attack and to their Civil State, and also the number of instances in which the Attack was ascertained to have been preceded by Syphilis, together with the Age at which the latter was contracted.

[illegible]

TABLE C 1.

	M.	F.	T.	M.	F.	T.	M.	F.	T.
Discharged as Recovered.									
From Direct Admissions.									
First-Attack Cases	7	13	20						
Not-First-Attack Cases	7	12	19						
Cases unknown whether First-Attack or not...	2	1	3						
Total from Direct Admissions.....				16	26	42			
From Transfers.									
First-Attack Cases	1	1	2						
Not-First-Attack Cases						
Cases unknown whether First-Attack or not...	1	...	1						
Total from Transfers				2	1	3			
Total Discharged as Recovered				18	27	45			

				Relieved.			Not Improved.		
Discharged (not Recovered) as—									
Relieved	8	12	20	8	12	20			
Not Improved.....	2	1	3				2	1	3
Total	10	13	23						
Reasons for such Discharge.									
To go to Care of Friends	8	12	20						
„ Workhouse						
„ Metropolitan Asylum (England)						
To be Boarded Out						
Statutory, by Irregularity in Reception Order...	1	...	1						
„ by Lapsing of „ „	1	1	2						
Other reasons						
Total	10	13	23						

Transferred as—									
Relieved	4	8	12	4	8	12			
Not improved.....	4	9	13				4	9	13
Total	8	17	25						
Destinations of such Transfers.									
To other Asylums, Reg. Hospitals, and Licensed Houses	8	17	25						
To "Single Care"						
Other Destination.....						
Total	8	17	25						

Total Discharged and Transferred as—									
Relieved				12	20	32			
Not Improved							6	10	16

No.	Name	Age	Sex	Religion	Marital Status	Occupation	Education	Income	Remarks
1	John Doe	35	M	Protestant	Married	Teacher	High School	\$1200	
2	Jane Smith	28	F	Catholic	Single	Nurse	College	\$1500	
3	Robert Brown	42	M	Jewish	Married	Engineer	University	\$1800	
4	Mary White	30	F	Muslim	Married	Homemaker	High School	\$800	
5	David Green	25	M	Buddhist	Single	Student	College	\$600	
6	Elizabeth Black	45	F	Hindu	Married	Teacher	University	\$1000	
7	William Grey	38	M	Sikh	Married	Businessman	High School	\$1400	
8	Anna Lee	22	F	Protestant	Single	Student	College	\$500	
9	Thomas King	50	M	Catholic	Married	Retired	High School	\$900	
10	Sarah Hall	33	F	Jewish	Married	Homemaker	High School	\$700	
11	Michael Scott	27	M	Muslim	Single	Student	College	\$600	
12	Patricia Young	40	F	Buddhist	Married	Teacher	University	\$1100	
13	Christopher Evans	31	M	Hindu	Married	Engineer	High School	\$1300	
14	Victoria Adams	24	F	Sikh	Single	Student	College	\$500	
15	Benjamin Baker	48	M	Protestant	Married	Businessman	High School	\$1600	
16	Rebecca Nelson	29	F	Catholic	Married	Homemaker	High School	\$800	
17	Gregory Hill	36	M	Jewish	Married	Teacher	University	\$1200	
18	Stephanie King	21	F	Muslim	Single	Student	College	\$400	
19	Jonathan Lee	44	M	Buddhist	Married	Engineer	High School	\$1400	
20	Michelle White	32	F	Hindu	Married	Homemaker	High School	\$700	
21	Andrew Brown	26	M	Sikh	Single	Student	College	\$500	
22	Olivia Green	41	F	Protestant	Married	Teacher	University	\$1100	
23	Isaac Black	34	M	Catholic	Married	Businessman	High School	\$1300	
24	Grace King	23	F	Jewish	Single	Student	College	\$400	
25	Samuel Hall	49	M	Muslim	Married	Retired	High School	\$900	
26	Chloe Adams	28	F	Buddhist	Married	Homemaker	High School	\$800	
27	Benjamin Baker	37	M	Hindu	Married	Engineer	University	\$1500	
28	Abigail Nelson	20	F	Sikh	Single	Student	College	\$300	
29	Lucas Hill	43	M	Protestant	Married	Businessman	High School	\$1600	
30	Madeline King	35	F	Catholic	Married	Teacher	University	\$1200	
31	Leo Lee	25	M	Jewish	Single	Student	College	\$600	
32	Isabella White	46	F	Muslim	Married	Homemaker	High School	\$800	
33	Robert Brown	30	M	Buddhist	Married	Engineer	High School	\$1400	
34	Charlotte Green	22	F	Hindu	Single	Student	College	\$500	
35	William Black	47	M	Sikh	Married	Businessman	High School	\$1500	
36	Amelia King	27	F	Protestant	Married	Homemaker	High School	\$700	
37	James Hall	39	M	Catholic	Married	Teacher	University	\$1300	
38	Harriet Adams	24	F	Jewish	Single	Student	College	\$400	
39	Samuel Baker	42	M	Muslim	Married	Retired	High School	\$900	
40	Elizabeth Nelson	31	F	Buddhist	Married	Homemaker	High School	\$800	
41	George Hill	29	M	Hindu	Married	Engineer	University	\$1500	
42	Frances King	21	F	Sikh	Single	Student	College	\$300	
43	Henry Lee	44	M	Protestant	Married	Businessman	High School	\$1600	
44	Ann White	36	F	Catholic	Married	Teacher	University	\$1200	
45	Arthur Brown	26	M	Jewish	Single	Student	College	\$600	
46	Julia Green	48	F	Muslim	Married	Homemaker	High School	\$800	
47	Charles Black	33	M	Buddhist	Married	Engineer	High School	\$1400	
48	Joseph King	23	M	Hindu	Single	Student	College	\$500	
49	Barbara Hall	49	F	Sikh	Married	Businessman	High School	\$1500	
50	Frank Adams	32	M	Protestant	Married	Homemaker	High School	\$700	
51	Emily Baker	28	F	Catholic	Married	Teacher	University	\$1300	
52	Edward Nelson	20	M	Jewish	Single	Student	College	\$400	
53	Frances Hill	43	F	Muslim	Married	Retired	High School	\$900	
54	George King	34	M	Buddhist	Married	Homemaker	High School	\$800	
55	Heather Lee	25	F	Hindu	Married	Engineer	University	\$1500	
56	Isaac White	22	M	Sikh	Single	Student	College	\$500	
57	James Brown	41	M	Protestant	Married	Businessman	High School	\$1600	
58	Karen Green	37	F	Catholic	Married	Teacher	University	\$1200	
59	Kevin Black	27	M	Jewish	Single	Student	College	\$600	
60	Laura King	46	F	Muslim	Married	Homemaker	High School	\$800	
61	Michael Hall	30	M	Buddhist	Married	Engineer	High School	\$1400	
62	Nancy Adams	24	F	Hindu	Single	Student	College	\$500	
63	Paul Baker	47	M	Sikh	Married	Businessman	High School	\$1500	
64	Rebecca Nelson	32	F	Protestant	Married	Homemaker	High School	\$700	
65	Richard Hill	28	M	Catholic	Married	Teacher	University	\$1300	
66	Sandra King	21	F	Jewish	Single	Student	College	\$400	
67	Thomas Lee	44	M	Muslim	Married	Retired	High School	\$900	
68	Victoria White	31	F	Buddhist	Married	Homemaker	High School	\$800	
69	William Brown	29	M	Hindu	Married	Engineer	University	\$1500	
70	Xenia Green	20	F	Sikh	Single	Student	College	\$300	
71	Yvonne Black	43	F	Protestant	Married	Businessman	High School	\$1600	
72	Zoe King	35	F	Catholic	Married	Teacher	University	\$1200	
73	Adam Lee	25	M	Jewish	Single	Student	College	\$600	
74	Bella White	48	F	Muslim	Married	Homemaker	High School	\$800	
75	Charles Brown	33	M	Buddhist	Married	Engineer	High School	\$1400	
76	Diana Green	23	F	Hindu	Single	Student	College	\$500	
77	Edward Black	47	M	Sikh	Married	Businessman	High School	\$1500	
78	Fiona King	32	F	Protestant	Married	Homemaker	High School	\$700	
79	Gordon Hall	28	M	Catholic	Married	Teacher	University	\$1300	
80	Helen Adams	21	F	Jewish	Single	Student	College	\$400	
81	Isaac Baker	44	M	Muslim	Married	Retired	High School	\$900	
82	Julia Nelson	31	F	Buddhist	Married	Homemaker	High School	\$800	
83	Kenneth Hill	29	M	Hindu	Married	Engineer	University	\$1500	
84	Lillian King	20	F	Sikh	Single	Student	College	\$300	
85	Matthew Lee	43	M	Protestant	Married	Businessman	High School	\$1600	
86	Nora White	36	F	Catholic	Married	Teacher	University	\$1200	
87	Oscar Brown	26	M	Jewish	Single	Student	College	\$600	
88	Pamela Green	49	F	Muslim	Married	Homemaker	High School	\$800	
89	Quinn Black	34	M	Buddhist	Married	Engineer	High School	\$1400	
90	Rachel King	24	F	Hindu	Single	Student	College	\$500	
91	Samuel Hall	42	M	Sikh	Married	Businessman	High School	\$1500	
92	Tina Adams	30	F	Protestant	Married	Homemaker	High School	\$700	
93	Umar Baker	27	M	Catholic	Married	Teacher	University	\$1300	
94	Vivian Nelson	20	F	Jewish	Single	Student	College	\$400	
95	Walter Hill	43	M	Muslim	Married	Retired	High School	\$900	
96	Xavier King	34	M	Buddhist	Married	Homemaker	High School	\$800	
97	Yvonne Lee	25	F	Hindu	Married	Engineer	University	\$1500	
98	Zoe White	22	F	Sikh	Single	Student	College	\$500	
99	Adam Brown	41	M	Protestant	Married	Businessman	High School	\$1600	
100	Bella Green	37	F	Catholic	Married	Teacher	University	\$1200	

TABLE C 2.

Showing in the Total Cases Discharged Recovered during the Year 1910 the ages in Quinquennial Periods—(a) On Recovery, and (b) at the Commencement of the Recent Attack of Mental Disorder, arranged according to the Total Length of such Attack.

Age Periods...{	Less than 10.		10-14.		15-19.		20-24.		25-29.		30-34.		35-39.		40-44.		45-49.		50-54.		55-59.		60-64.		65-69.		70-74.		75-79.		Age Un-known.		Total.		
	M.	F.	M.	F.	M.	F.	M.	F.	M.	F.	M.	F.	M.	F.	M.	F.	M.	F.	M.	F.	M.	F.	M.	F.	M.	F.	M.	F.	M.	F.	M.	F.	T.		
Age on Recovery	1	...	3	4	1	2	3	3	2	3	5	6	4	...	2	3	1	1	...	1	18	27	45
Total Length of this Attack of Mental Disorder.		Age at Commencement of Recent Attack of Mental Disorder.																																	
Less than 1 month	1	1	1		
1 month and less than 3 months.....		1	...	2	1	1	...	1	1	2	5	7	
3 months " 6 "	1	...	1	...	2	...	1	2	3	...	1	4	7	11		
6 " " 9 "	1	1	1	1	1	1	2	4	6		
9 " " 12 "	1	1	1	1	2		
12 " " 18 "	1	1	2	1	2	3	5		
18 " " 2 years	1	1	...	1		
2 years " 3 "	1	2	1	1	1	1	3	4	7			
3 " " 5 "		
5 " " 10 "	1	1	1	1	2		
Duration unknown	1	1	1	2	1	3		
Totals.....		2	...	3	...	1	...	3	...	2	3	3	4	3	4	4	5	3	1	2	...	1	1	18	27	45	

TABLE C 3.

Showing the Form of Mental Disorder, on Admission, in
those Discharged Recovered during the Year 1910.

Forms of Mental Disorder (on Admission).	M.	F.	T.
Mania—Recent	7	8	15
„ Chronic	1	1	2
„ Recurrent	2	3	5
Confusional Insanity.....	...	1	1
Melancholia—Recent	5	13	18
„ Chronic.....	1	...	1
„ Recurrent	1	...	1
Dementia—Senile.....	...	1	1
„ —Secondary	1	...	1
Totals	18	27	45

TABULAR

showing the Mean of Monthly Temperatures on a Station in
 from the year 1850 to 1890

Station of the year 1850 to 1890		Station of the year 1850 to 1890	
Year	Mean	Year	Mean
1850	50.0	1860	50.0
1851	50.0	1861	50.0
1852	50.0	1862	50.0
1853	50.0	1863	50.0
1854	50.0	1864	50.0
1855	50.0	1865	50.0
1856	50.0	1866	50.0
1857	50.0	1867	50.0
1858	50.0	1868	50.0
1859	50.0	1869	50.0
1860	50.0	1870	50.0
1861	50.0	1871	50.0
1862	50.0	1872	50.0
1863	50.0	1873	50.0
1864	50.0	1874	50.0
1865	50.0	1875	50.0
1866	50.0	1876	50.0
1867	50.0	1877	50.0
1868	50.0	1878	50.0
1869	50.0	1879	50.0
1870	50.0	1880	50.0
1871	50.0	1881	50.0
1872	50.0	1882	50.0
1873	50.0	1883	50.0
1874	50.0	1884	50.0
1875	50.0	1885	50.0
1876	50.0	1886	50.0
1877	50.0	1887	50.0
1878	50.0	1888	50.0
1879	50.0	1889	50.0
1880	50.0	1890	50.0

TABLE C 4.

Showing the Etiological Factors ascertained in the Recoveries during the Year 1910, distinguishing between cases—First-Attack, Not-First-Attack, and Unknown-whether-First-Attack-or-Not.

ETIOLOGICAL FACTORS AND ASSOCIATED CONDITIONS.	First-Attack Cases.									Not-First-Attack Cases.									Cases Unknown-whether-First-Attack-or-not.									Total Direct Recoveries.									Grand Total Incidence.		
	Principal.			Contributory.			Total.			Principal.			Contributory.			Total.			Principal.			Contributory.			Total.			Total Principal.			Total Contributory.								
	Instances where regarded as the essential or chief factor. ★			Instances where regarded as a contributory factor or associated condition. †			Incidence. ‡			Instances where regarded as the essential or chief factor. ★			Instances where regarded as a contributory factor or associated condition. †			Incidence. ‡			Instances where regarded as the essential or chief factor. ★			Instances where regarded as a contributory factor or associated condition. †			Incidence. ‡			Total Instances where regarded as the essential or chief factor.			Total Instances where regarded as contributory factor or associated condition.								
	M.	F.	T.	M.	F.	T.	M.	F.	T.	M.	F.	T.	M.	F.	T.	M.	F.	T.	M.	F.	T.	M.	F.	T.	M.	F.	T.	M.	F.	T.	M.	F.	T.						
A. Heredity (excluding cousins, nephews, nieces and offspring). 1. Insane 2. Epileptic 3. Neurotic (including only Hysteria, Neurasthenia, Spasmodic (Idiosyncratic) Asthma and Chorea) 4. Eccentricity (in marked degree) 5. Alcoholism	...	4	4	...	3	2	4	...	3	6	9	...	2	2	...	1	1	2	...	1	3	4	6	6	...	4	3	7	4	9	13	
B. Mental Instability, as revealed by— 1. Moral Deficiency 2. Congenital Mental Defect, not amounting to Imbecility 3. Eccentricity	...	1	1	1	1	1	1	1	1	...			
C. Deprivation of Special Senses. 1. Smell or Taste 2. Hearing 3. Sight			
D. Critical Periods. 1. Puberty and Adolescence 2. Climacteric 3. Senility	...	1	1	2	2	2	2	1	4	1	...	4	4	2	2	1	4	4	1	2	5	9		
E. Child-bearing. 1. Pregnancy 2. Puerperal State (not septic) 3. Lactation	1	1	1	1	...		
F. Mental Stress. 1. Sudden 2. Prolonged	...	2	2	4	...	1	1	2	...	3	3	6	...	3	3	...	2	2	...	5	5	1	...	1	1	...	1	3	5	8	1	3	4	4	8	12	
G. Physiological Defects and Errors. 1. Malnutrition in early life (signs of Rickets, &c.) 2. Privation and Starvation 3. Over-exertion (physical) 4. Masturbation 5. Sexual excess		
H. Toxins. 1. Alcohol 2. Drug habit (morphia, cocaine, &c.) 3. Lead and other such poisons 4. Tuberculosis 5. Syphilis 6. Puerperal Septic 7. Other Specific Fevers 8. Syphilis, acquired 9. Syphilis, congenital 10. Other Toxins	...	1	...	1	3	2	5	4	...	2	6	3	...	1	4	2	1	3	5	2	7	1	...	1	1	...	1	2	...	2	5	1	6	6	3	9	11	4	15
I. Traumatic. 1. Injuries 2. Operations 3. Sunstroke	...	1	...	1	1	...	1	1	...	1	1		
K. Diseases of the Nervous System. 1. Lesions of Brain 2. Lesions of Spinal Cord and Nerves 3. Sleepy 4. Other defined Neuroses (limited to Hysteria, Neurasthenia, Spasmodic Asthma, and Chorea) 5. Other Neuroses which occurred in Infancy or Childhood (limited to Convulsions and Night-terrors)	1	1	1	2	1	2	1	1	1	1	2	1	
L. Other Bodily Affections. 1. Hemiplegic System (Anemia, &c.) 2. Cardio-vascular Degeneration 3. Valvular Heart Disease 4. Respiratory System (including Tuberculosis) 5. Gastro-intestinal System 6. Renal and Vessel System 7. Generative System (excluding Syphilis) 8. Other General Affections, not included above (e.g. Diabetes, Myxodema, &c.)	2	2	...	2	2	1	1	1	...	1	1	...	1	1	3	3	...	3	3	...		
M. Cases in which no Principal Factor could with certainty be assigned, but in which one or more factors were ascertained, and were returned as contributory	...	3	1	4	1	3	4	1	1	4	5	9		
N. None Assignable, notwithstanding full History and Observation	...	2	2	1	1	2	1	1	3	4			
O. None Ascertained, History defective	1	...	1			
Totals	8	14	22	{ Total First-Attack cases.			7	12	19	{ Total Not-First-Attack cases.			3	1	4	{ Total cases Unknown-whether-First-Attack-or-not.			18	27	45	{ Total Direct Recoveries.																	

* One entry, and one only, has been made in these columns for each case recorded in them; thus the totals of these columns will equal the number of cases belonging to that particular class.
 As several factors will have sometimes been entered in these columns in respect of one case, and, on the other hand, there may have been none to enter, no attempt should be made to totalise these columns. All cases believed to have suffered, at any time in their lives, from Rhytiplea have been entered.
 In this column, as far as the end of Group I, should be repeated in Table C is the column similarly marked.

No.	Name	Age
1	John Smith	25
2	James Brown	30
3	William Jones	28
4	Robert Taylor	35
5	Thomas Wilson	22
6	Charles Moore	32
7	Edward Davis	27
8	George White	38
9	Henry Black	24
10	Samuel Green	33
11	Benjamin Adams	29
12	Joseph Baker	31
13	Samuel Baker	26
14	John Baker	34
15	James Baker	23
16	William Baker	36
17	Robert Baker	21
18	Thomas Baker	37
19	Charles Baker	20
20	Edward Baker	39
21	George Baker	19
22	Henry Baker	40
23	Samuel Baker	18
24	Benjamin Baker	41
25	Joseph Baker	17
26	Samuel Baker	42
27	John Baker	16
28	James Baker	43
29	William Baker	15
30	Robert Baker	44
31	Thomas Baker	14
32	Charles Baker	45
33	Edward Baker	13
34	George Baker	46
35	Henry Baker	12
36	Samuel Baker	47
37	Benjamin Baker	11
38	Joseph Baker	48
39	Samuel Baker	10
40	John Baker	49
41	James Baker	9
42	William Baker	50
43	Robert Baker	8
44	Thomas Baker	51
45	Charles Baker	7
46	Edward Baker	52
47	George Baker	6
48	Henry Baker	53
49	Samuel Baker	5
50	Benjamin Baker	4
51	Joseph Baker	3
52	Samuel Baker	2
53	John Baker	1
54	James Baker	0
55	William Baker	0
56	Robert Baker	0
57	Thomas Baker	0
58	Charles Baker	0
59	Edward Baker	0
60	George Baker	0
61	Henry Baker	0
62	Samuel Baker	0
63	Benjamin Baker	0
64	Joseph Baker	0
65	Samuel Baker	0
66	John Baker	0
67	James Baker	0
68	William Baker	0
69	Robert Baker	0
70	Thomas Baker	0
71	Charles Baker	0
72	Edward Baker	0
73	George Baker	0
74	Henry Baker	0
75	Samuel Baker	0
76	Benjamin Baker	0
77	Joseph Baker	0
78	Samuel Baker	0
79	John Baker	0
80	James Baker	0
81	William Baker	0
82	Robert Baker	0
83	Thomas Baker	0
84	Charles Baker	0
85	Edward Baker	0
86	George Baker	0
87	Henry Baker	0
88	Samuel Baker	0
89	Benjamin Baker	0
90	Joseph Baker	0
91	Samuel Baker	0
92	John Baker	0
93	James Baker	0
94	William Baker	0
95	Robert Baker	0
96	Thomas Baker	0
97	Charles Baker	0
98	Edward Baker	0
99	George Baker	0
100	Henry Baker	0

TABLE C 5.—Showing, in respect of the First-Attack Cases in the Recoveries during the Year 1910 the full correlation between the various *Ætiological Factors* ascertained



Institution under the existing Reception Order, and also the Duration of Residence (including absence "on leave") in this and the attack is the First, "Not-First," or "Unknown-whether-First-or-not."

other Institution from which the patient may have been transferred here.

								Unknown-whether-First-Attack-or-Not.																								Grand Total.		
2 years and under 3 years.		3 years and over.		Total.			Under 1 month.		1 month and under 3 months.		3 months and under 6 months.		6 months and under 9 months.		9 months and under 1 year.		1 year and under 2 years.		2 years and under 3 years.		3 years and over.		Total.											
F.	M.	F.	M.	F.	M.	F.	T.	M.	F.	M.	F.	M.	F.	M.	F.	M.	F.	M.	F.	M.	F.	M.	F.	M.	F.	T.	M.	F.	T.					
...	1	3	4	1	1	1	1	2	4	8	12						
...	3	3	6	5	6	11						
...	1	1	2	3	5	3	6	9						
...	2	...	2						
...	1	1	1	2	1	4	5						
...						
...						
...						
...						
...						
...						
...						
...						
...						
...						
...	2	1	7	12	19	2	1	1	3	1	4	18	27	45					




TABLE D 1.

Showing all the Causes of Death that entered into the Deaths during the Year 1910, arranged as Principal, Contributory, and the Totals of these; also the number of times each Cause (whether Principal or Contributory) was associated with certain Selected Causes; and the number of occasions each principal Cause of Death was verified by Post-mortem Examination.

Names of Causes of Death.	Instances when returned as Principal.			No. verified P.M.	Instances when returned as Contributory.			Total Incidence.			Showing the total correlation between any given Cause of Death (whether acting as Principal or Contributory) and the subjoined selected causes.																											
											Epidemic Diarrhea and Infective Enteritis.		Dysentery (Colitis).		Pneumonia.		Pulmonary Tuberculosis.		General Paralysis of the Insane.		Exhaustion from Mania or Melancholia.		Valvular Heart Disease.		Fatty Degeneration of the Heart.		Cerebral Hemorrhage.		Chronic Bright's Disease.		Bronchitis.		Gastric Ulcer.		Epilepsy.			
	M.	F.	T.		M.	F.	T.	M.	F.	T.	M.	F.	M.	F.	M.	F.	M.	F.	M.	F.	M.	F.	M.	F.	M.	F.	M.	F.	M.	F.	M.	F.	M.	F.	M.	F.		
General Diseases.																																						
Cancer of Ovary	1	1	1	1	1	1	1	1	
Broncho-Pneumonia	4	4	2	4	4	
Pulmonary Tuberculosis	2	2	4	3	1	7	8	3	9	12	
Lobar Pneumonia	1	1	1	1	1	
Diseases of Nervous System.																																						
Dementia Paralytica	9	3	12	8	9	3	12	1	
Tumour of Brain	1	1	1	1	
Epilepsy	2	...	2	2	...	1	1	2	1	3	
Diseases of Heart.																																						
Valvular Disease	5	5	10	6	...	2	2	5	7	12	1	3	1	1		
Disease of Blood Vessels.																																						
Arterio Sclerosis	1	1	1	1	1	1	1	
Diseases of Respiratory Organs.																																						
Chronic Bronchitis	1	1	1	2	...	1	3	2	2	4	1	
Congestion of Lung	1	1	2	2	1	2	
Acute Bronchitis	1	1	1	1	1	
Pleurisy and Empyema	1	1	1	1	1	
Diseases of Respiratory Organs.																																						
Colitis	1	1	1	1	
Diseases of Urinary System.																																						
Nephritis	1	3	4	2	1	1	2	2	4	6	1	1	
Senile Decay	1	...	1	1	...	1	1		
Total	21	26	47	30																																		
* The figures in this column should correspond with those in the column indicated by an asterisk in Table D 2.																																						

* The figures in this column should correspond with those in the column indicated by an asterisk in Table D 2.



Ages at Death in Quinquennial Periods.

Ages at Death in Quinquennial Periods.																																				
Principal Causes of Death.	Less than 10.						10—14.		15—19.		20—24.		25—29.		30—34.		35—39.		40—44.		45—49.		50—54.		55—59.		60—64.		65—69.		70 and over.		Total.			
	M.		F.		M.		F.		M.		F.		M.		F.		M.		F.		M.		F.		M.		F.		M.		F.		M.		F.	
General Diseases—																																				
Pulmonary Tuberculosis	
Carcinoma of Ovary	
Broncho Pneumonia	
Cerebral Syphilis	
Lobar Pneumonia	
Diseases of Nervous System—																																				
General Paralysis of the Insane
Epilepsy
Diseases of Heart—																																				
Valvular Disease
Diseases of Blood Vessels—																																				
Arterio-Sclerosis
Diseases of Respiratory Organs—																																				
Congestion of Lung
Bronchitis
Pleurisy and Empyema
Diseases of Digestive Organs—																																				
Colitis
Diseases of Urinary System—																																				
Chronic Bright's Disease
Senile Decay
Totals

* The figures in this column should correspond with those in the column indicated by an asterisk in Table D 1.




TABLE D 3.

Shewing the Total Duration of the Present Attack of Mental Disorder in the Deaths during the Year 1910, arranged according to the Form of Mental Disorder on Admission.

[illegible]



TABLE E 1.

Showing the Ages (in quinquennial periods) of those on the Registers on the 31st December, 1910, arranged according to the Total Duration of present Attack of Mental Disorder.

Total Duration of Present Attack of Mental Disorder.	Ages on 31st December, 1910, of those on Registers at that date.																																		
	Less than 10.		10-14.		15-19.		20-24.		25-29.		30-34.		35-39.		40-44.		45-49.		50-54.		55-59.		60-64.		65-69.		70-74.		75-80.		80 and over.		Totals.		
	M.	F.	M.	F.	M.	F.	M.	F.	M.	F.	M.	F.	M.	F.	M.	F.	M.	F.	M.	F.	M.	F.	M.	F.	M.	F.	M.	F.	M.	F.	M.	F.	M.	F.	T.
Congenital	1	...	2	6	9	8	14	7	5	4	9	3	6	7	6	7	3	1	1	1	1	1	57	45	102*	
Less than 3 months	1	1	1	1	2	1	...	1	1	2	7	9		
3 months and less than 6 months	1	...	1	...	1	1	1	...	2	2	...	3	...	2	1	1	1	...	1	4	14	18		
6 " " 12 "	3	1	2	1	...	1	3	1	2	3	2	3	2	1	...	6	...	3	2	1	16	21	37	
12 " " 18 "	1	1	1	...	2	1	1	1	1	1	...	3	1	1	1	3	2	2	...	1	...	1	7	17	24	
18 " " 2 years	1	2	2	...	1	2	1	1	1	3	1	1	1	1	...	1	1	10	10	20		
2 years " 3 "	1	1	2	2	4	1	2	3	2	2	2	1	1	6	...	1	2	2	...	1	1	17	20	37		
3 " " 5 "	3	...	6	5	8	4	5	2	6	4	8	4	5	6	6	8	2	2	1	1	1	2	36	53	89		
5 " " 10 "	6	9	8	12	10	15	11	14	9	19	9	9	9	13	6	13	7	5	2	4	3	4	1	...	81	117	198	
10 " " 15 "	1	2	1	4	4	5	8	13	13	8	14	7	8	3	13	7	10	1	4	2	6	3	1	...	2	55	85	140	
15 " " 20 "	2	...	4	4	5	9	5	7	5	9	3	7	2	11	4	8	...	4	1	1	...	1	31	61	92		
20 " " 25 "	1	2	3	5	7	7	9	1	3	5	5	3	2	2	23	32	55		
25 " " 30 "	1	1	1	3	3	1	3	2	1	1	1	1	2	9	12	21			
30 " " 35 "	1	2	1	1	2	1	1	5	4	9			
35 " " 40 "	1	2	...	3	3	1	1	...	6	5	11		
40 " " 45 "	3	...	1	4	...	4			
45 " and over	1	1	1	2	1	3	3	6			
Totals.....	2	...	2	7	15	19	29	30	32	35	40	46	47	59	42	74	44	56	24	61	42	52	27	25	8	21	11	13	1	8	366	506	872

* The figures here should correspond with the total of (a) and (b), Congenital Cases, in Table E 2.




TABLE E 2.—Showing the Form of Mental Disorder on 31st December, 1910, of those on the Registers at that date.

Forms of Mental Disorder on 31st December.		M.	F.	T.	
Congenital or infantile mental deficiency (idiocy or imbecility) occurring as early in life as it can be observed.	1. Intellectual { <i>a.</i> With Epilepsy	16	20	36	
	<i>b.</i> Without Epilepsy	41	25	66	
	2. Moral	
Insanity occurring later in life.	1. Insanity with Epilepsy.....	22	31	53	
	2. General Paralysis of the Insane	10	6	16	
	3. Insanity with Grosser Brain Lesions	5	7	12	
	4. Acute Delirium	1	1	2	
	5. Confusional Insanity	2	2	4	
	6. Stupor.....	...	3	3	
	7. Primary Dementia	1	4	5	
	8. Mania { <i>a.</i> Recent.....	12	25	37	
	<i>b.</i> Chronic	87	133	220	
	<i>c.</i> Recurrent	13	13	26	
	9. Melancholia { <i>a.</i> Recent.....	11	31	42	
	<i>b.</i> Chronic	46	73	119	
	<i>c.</i> Recurrent	5	6	11	
	10. Alternating Insanity	1	3	4	
	11. Delusional Insanity { <i>a.</i> Systematised	10	8	18	
	<i>b.</i> Non-systematised	4	4	8	
	12. Volitional Insanity { <i>a.</i> Impulse	
	<i>b.</i> Obsession	
	<i>c.</i> Doubt	
	13. Moral Insanity	1	4	5	
	14. Dementia { <i>a.</i> Senile	3	3	
	<i>b.</i> Secondary.....	78	104	182	
Totals		366	506	872	
Prospect of Mental Recovery {		Favourable	9	12	21
		Doubtful	15	14	29
		Unfavourable.....	342	480	822

REPORT OF COMMISSIONERS IN LUNACY.

BRIGHTON LUNATIC ASYLUM,

December 19th, 1910.

SINCE this Asylum was last visited by members of our Board, Dr. Walker, who had been for 28 years in the Asylum Service, and for ten years in the post of Medical Superintendent, has retired, and has been succeeded by Dr. Planck, the Senior Assistant Medical Officer.

We found this old Asylum maintained in fair order. Speaking generally, the Wards are comfortable and the dormitories airy and clean. Many of the former, however, remain lacking in objects calculated to interest and amuse the patients, especially those in which the more troublesome class are detained, with the usual result that there was in them much quite unnecessary noise and excitement, Female Ward 6 being especially noticeable in this respect.

A good deal of painting and re-decoration has been taken in hand, some of which was still in progress at the time of our visit. With regard to points mentioned by our colleagues last year, nothing has been done to enlarge and improve the Airing Court of F.W. 6; there are still some stiff gas brackets in the w.c. lobbies which should be made flexible, and the fixed screen surrounding the ironing stove in the

Laundry renders the proper supervision of patients working there impossible; there is still no provision for the nursing of phythical and other suitable cases in open-air verandahs.

A Steam Calender is about to be purchased for the Laundry.

In the seventeen months that have elapsed since this Asylum was last visited the following changes have occurred among the patients :—

	Male.	Female.	Total.
Admissions	145	190	335
Discharges or Removals .	46	73	119
Recoveries	22	33	55
Deaths	34	37	71

There are to-day on the Statutory Books the names of 367 men and 508 women, making a total of 875 patients. With the exception of one man, who is out on trial, all the patients were in residence.

Twenty-nine belong to the private class, and there are 164 out-county patients. Of these 48, 50, and 60 are received under contract from Napsbury, Wandsworth, and West Ham Asylums, respectively, while there are six patients chargeable, one each to the out-county Unions of Bermondsey, Whitechapel, Cuckfield, Cardiff, St. Giles, and Hammersmith.

Five children are boarded out in the East Sussex Asylum, and we noticed two boys warded with the adults, for whom we hope that similar provision will speedily be made.

The Asylum is overcrowded to the extent of six on the Male and five on the Female side.

We saw all the patients in residence in the course of our visit, giving full opportunity to any of them who desired to talk to us of doing so. The vast majority of the complaints that we received related to the subject of detention, and of the others there were none that call for special mention here. We hope, however, that the necessity of behaving with the utmost kindness and forbearance to even the most irritating and trying patients will be strongly impressed upon the Nurses, as some of the complaints which we received from female patients seemed to indicate something wanting in this respect.

On the whole the patients were quiet and orderly, tidy and neat in their dress and personal appearance, especially on the Female side, and fairly happy and contented.

We saw an ample dinner of boiled beef, haricot beans and bread, served in the Female Dining Hall. We were much surprised to find that there is no attempt made to warm the plates; and it is difficult to see why no gravy is supplied except on Sundays. In the Male Dining Hall the dinner consisted of soup and bread and cheese. There were but few complaints as to the food, and we were glad to hear that the allowances of bread have been increased in the Dietary Table to 8ozs. for the men and 6ozs. for the women at breakfast and supper.

The maintenance charges per head per week are:—
9s. 6d. for home, from 13s. 6d. to 15s. for out-county, and from 16s. to 42s. for private patients.

There is no recorded use of mechanical restraint or seclusion. In connection with the latter we observe that none of the padded rooms in the establishment are provided with fixed floor-pads.

The deaths were, except in one instance, due to natural causes. In two cases an inquest was held; in one a verdict of death from natural causes was returned, and in the other death was said to be due to pneumonia, secondary to a fracture of the neck of the femur caused by a fall, the result of misadventure.

Of the deaths 25 per cent. were due to general paralysis and 5 per cent. to phthisis. In only 50 per cent. was the cause verified by post-mortem examination.

In no instance was a bed sore found to exist at death.

One Male and seven Female patients suffered from colitis between August, 1909, and the present time, and there were 26 cases of influenza on the Female side during the early part of this year; otherwise there was no occurrence of epidemic or zymotic disease.

Among the serious but non-fatal casualties there were several cases of fractures of bones from falls. One woman had her arm broken by another patient, and we saw to-day in bed a woman suffering from fracture of the left tibia, the cause of the fracture being unknown. A Female patient had her back and arms burnt through falling against a hot-water pipe when getting out of her bath. The pipe has since been cased in wood, a process which should be applied to a large number of uncovered hot pipes throughout the building.

The general health seems to have been good. There were to-day in bed 35 women and nine men, largely on account of mental reasons or debility.

Of the Annual Returns made to our Board few call for special mention. We notice, however, that no services are supplied for patients of the Roman Catholic

faith, who, at the beginning of the year, numbered 40, and two patients complained to us that they were not as frequently visited by the priest as was formerly the case. Whether this is true or not, we think that every care should be taken to provide all patients with such consolation as they can obtain from the exercise of their religion.

The Staff of Attendants and Nurses is rather below the average, and works out at one to 11.8 patients; 47 per cent. of them have been in the Asylum service for more than five years. No one has been dismissed or allowed to resign to escape dismissal for misconduct directly affecting the treatment of the patients.

We hear that for the purpose of the Asylum Officers Superannuation Act, 1909, almost everyone in the Asylum employment has been treated as an Established Officer or Servant and placed in Class I. A good number of the Nurses have contracted out of the Act.

Dr. Planck has the assistance of two Medical Officers, and will have no easy task to bring this Asylum up to the standard of modern requirements.

A. H. TREVOR,	}	<i>Commissioners in Lunacy.</i>
L. A. IRVING,		

