

The second annual report of the Brighton County Borough Asylum, Haywards Heath : being the 47th annual report since the opening of the asylum, for the year 1905.

Contributors

Brighton County Borough Asylum.
Reeves, E. J.
Purvey, George.
Walker, Edward B. C.
Giffard, Hardinge F.
Coupland, Sidney.
Little, E. R. D.

Publication/Creation

Haywards Heath : printed by C. Clarke, "Mid-Sussex Times" Offices, 1906.

Persistent URL

<https://wellcomecollection.org/works/aajsj8xb>

License and attribution


Conditions of use: it is possible this item is protected by copyright and/or related rights. You are free to use this item in any way that is permitted by the copyright and related rights legislation that applies to your use. For other uses you need to obtain permission from the rights-holder(s).

**wellcome
collection**

Wellcome Collection
183 Euston Road
London NW1 2BE UK
T +44 (0)20 7611 8722
E library@wellcomecollection.org
<https://wellcomecollection.org>



THE SECOND ANNUAL REPORT
OF THE
BRIGHTON
COUNTY BOROUGH ASYLUM,
HAYWARDS HEATH,
BEING THE 47TH ANNUAL REPORT
SINCE THE
OPENING OF THE ASYLUM,
FOR THE YEAR 1905.



HAYWARDS HEATH:
C. CLARKE, PRINTER, "MID-SUSSEX TIMES" OFFICES.

1906.

CONTENTS.

	PAGE
LIST OF THE COMMITTEE OF VISITORS	3
LIST OF THE OFFICERS OF THE ASYLUM	4
FORTY-SEVENTH ANNUAL REPORT OF THE COM- MITTEE OF VISITORS	5
THE MEDICAL SUPERINTENDENT'S FORTY-SEVENTH ANNUAL REPORT	19
THE CHAPLAIN'S FORTY-SEVENTH ANNUAL REPORT . .	26
APPENDIX.	
STATISTICAL TABLES	31
THE REPORT OF THE COMMISSIONERS IN LUNACY	47

LIST OF THE VISITING COMMITTEE.

- ALDERMAN WILLIAM BOTTING, J.P.,
80 Grand Parade, Brighton.
- ALDERMAN JOHN COLBATCH CLARK, J.P.,
28 Ditchling Road, Brighton.
- ALDERMAN EDWARD MARTIN,
46 Compton Avenue, Brighton.
- ALDERMAN EDWARD JAMES REEVES, J.P. (*Chairman*),
86 Queen's Road, Brighton, and Hove Dene,
Cromwell Road, Hove.
- ALDERMAN WILLIAM SENDALL, J.P.,
131 Preston Road, Brighton.
- ALDERMAN JOHN EDWARD STAFFORD, J.P.,
166, 168 Western Road, 1 and 2 Crown Street,
Brighton, and 52 Wilbury Road, Hove.
- COUNCILLOR EDWARD JOHN BUTT-THOMPSON,
13 Richmond Terrace, Brighton.
- COUNCILLOR JAMES COLBOURNE (*Mayor*),
24 Preston Park Avenue, Brighton.
- COUNCILLOR ALFRED HALLETT,
Manor House, Manor Road, Brighton.
- COUNCILLOR CHARLES LYNN,
3 Buckingham Road, Brighton.
- COUNCILLOR CHARLES WARREN MELLOR,
66 Stanford Avenue, Brighton.
- COUNCILLOR JOSEPH PANNETT,
87 St. George's Road, Brighton.
- COUNCILLOR JOHN PRETYMAN SLINGSBY ROBERTS,
3 Powis Villas, Brighton.
- COUNCILLOR JOSEPH STRINGER,
7 Wellington Road, Brighton.
- COUNCILLOR JOHN WHITTOME,
Stanford House, 2 Stanford Avenue, Brighton.

31st MARCH, 1906.

LIST OF THE OFFICERS.

Medical Superintendent—E. B. C. Walker, Esq., M.D.

First Assistant Medical Officer—C. Planck, Esq., M.A. Camb :
M.R.C.S. and L.R.C.P.

Second Assistant Medical Officer (Pathologist)—M. D. Wood, Esq., M.D.

Third Assistant Medical Officer—H. J. Forster, Esq., L.S.A. Lond :
L.R.C.P. Ire :

Chaplain—The Rev. E. R. D. Litle, M.A.

Clerk of the Asylum—Mr. G. Purvey.

Assistant Clerk—Mr. E. C. Thompson.

Storekeeper—Mr. E. E. Doughty.

Housekeeper—Mrs. E. L. Woodhouse.

Head Attendants—Mr. John Backhouse (Male Department).

Miss M. A. Buckle (Female Department).

Assistant Female Officer—Miss Mary Darbyshire.

Treasurer—B. Y. Bevan, Esq.

Clerk to the Visitors—Hugo Talbot, Esq.

Brighton County Borough Asylum,

HAYWARDS HEATH.

SECOND ANNUAL
REPORT OF THE VISITING COMMITTEE
(Pursuant to Section 190 of the Lunacy Act, 1890),
BEING THE FORTY-SEVENTH ANNUAL REPORT SINCE
THE FOUNDATION OF THE INSTITUTION.

To the Council of the County Borough of Brighton.

THE VISITING COMMITTEE beg to submit to the Council their Report for the past year.

The number of patients on the books on the 30th September^r last was:—

Males	370
Females	495

This number is divided as follows:—

From Brighton Union	535
From the part of Steyning Union within the County Borough . . .	47
Criminal	0
Out-County	271
Private	12

The general health of the patients has been good and no infectious disease has occurred.

The weekly maintenance rate in respect of the four quarters of 1905 was fixed by the Committee as follows:—

	s.	d.		Corresponding Quarters of previous Year.	
				s.	d.
March Quarter . .	10	6	—	12	6
June „ . .	10	0	—	11	1
September „ . .	10	0	—	10	9
December „ . .	10	0	—	10	6

No change has taken place in the Medical Staff, and the general conduct of the Attendants, Nurses and Servants (with three exceptions) has been good.

The Attendants and Nurses' diet scale has been improved and the Kitchen Servants' leave extended. The Committee feel sure that these concessions will be to the advantage of the Institution.

No superannuation allowances have been granted during the year.

The patients have been regularly visited and the Wards inspected at each meeting by Members of the Committee.

On the 14th April last two of the Commissioners in Lunacy made their annual visit of inspection and left a satisfactory report.

During the year Deputations from the Brighton Board of Guardians have visited the patients chargeable to their Union and have expressed satisfaction with the condition of their patients.

Committees of the Cardiff Town Council and the West Ham Guardians have also visited the patients received under contract from those Authorities and left reports testifying to the care and attention bestowed upon their patients.

The principal improvements, alterations, and repairs executed during the past year include the raising of the ceiling of Female Ward No. 6 and the repair and re-decoration of the same Ward and the Recreation Hall at an estimated cost of £317 10s. od. Of this amount £78 15s. od. will be chargeable to the fund created by the excess of the weekly charge on the Out-Borough patients.

The laundry machinery, most of which had been in use since the opening of the Institution in 1859, having become worn out, the Committee have purchased two new washing machines, a hydro-extractor, and an ironing stove, at a total cost of £349 8s. od. Of this amount £328 10s. od. has been charged to the Fund created by the excess of the weekly charge on Out-Borough Patients.

The cooking appliances being worn out, are now in process of renewal. The cost of this will also be charged to the Fund created by the excess of the weekly charge on Out-Borough patients.

The contract with the County Borough of West Ham for the reception of 30 Male patients, which expires on the 16th November next, has been renewed for a further term of three years subject to the approval of the Secretary of State.

An inquest was held on the body of a Female

patient who accidentally fell and fractured her right thigh, and the Jury returned a verdict that death was due to general paralysis of the insane accelerated by the effects of the fall.

The Committee, in view of the special advantages offered by the Hand-in-Hand Insurance Society, have caused all the Asylum Policies to be transferred to that Society, now merged in the Commercial Union.

On the 26th August last the Committee made a tour of inspection of the Asylum land, farm buildings and stock, and were glad to be able to place on record their satisfaction with everything they saw.

On the 26th May last the Committee reported to the Council with a synopsis of the Accounts for the year ended 31st March last, and these Accounts were published in the Committee's Annual Blue Book.

The Committee have the pleasure to inform the Council that the balance standing to the credit of the Building and Repair Fund Account is £4,123 8s. 2d., being excess arising from the receipts in respect of maintenance of patients taken under contract from other Authorities or otherwise chargeable to Unions outside the County Borough of Brighton up to the 30th June last, and since that date a further sum of £965 os. 10d. has been derived from the same source but not yet handed over to the Fund, which, when this is done, and when provision has been made for the payment of the balance to become payable in respect of Laundry machinery and improvements to Female Ward No. 6 (£180 15s. 0d.), will amount to £4,907 14s. 0d., being excess up to 30th September,

1905. The amount of this Fund at the corresponding date last year was £1,640 3s. 8d.

In conclusion, the Committee desire to record their appreciation of the zeal and ability displayed by Dr. Walker in the discharge of his onerous duties as Medical Superintendent and of the manner in which his Medical Colleagues and the Staff generally have performed the duties of their respective offices.

On behalf of the Visiting Committee,

E. J. REEVES,

The Asylum,

Chairman.

Haywards Heath,

28th October, 1905.

ABSTRACT OF ACCOUNTS for the Year ending 31st March, 1906,
Asylum, situate at Haywards Heath, and belonging wholly

PART I.—MAIN—

RECEIPTS.			£ s. d.	£ s. d.	£ s. d.
Net Balance in hand brought forward from Abstract for the previous year...			6024 11 4
Sums received on Account of Pauper Patients:—					
1. From Boards of Guardians—					
From Guardians of Poor Law Unions within the Borough—					
NAMES OF UNIONS.	For Maintenance at 10/- per head per week.	Funeral and other purposes			
	£ s. d.	£ s. d.			
Brighton	13750 7 1	39 0 0			
Steyning	1229 18 6	4 10 0			
	14980 5 7	43 10 0	...	15023 15 7	
From Guardians of other Poor Law Unions—					
NAMES OF UNIONS.	For Maintenance at 9/6 and 14/- per head per week.	Funeral and other purposes.			
	£ s. d.	£ s. d.			
West Ham	5 6 0				
Cuckfield	26 1 5				
East Grinstead	36 10 0				
Wandsworth	13 0 0				
Willesden	15 4 0				
St. Marylebone	73 0 0				
Greenwich	56 4 0				
Axbridge	1 8 0	5 0 9			
Lewes	2 14 0				
Edmonton	8 18 0				
Pontypridd	3 2 0				
Uckfield	2 8 0				
Swansea	2 6 0				
Stockton-on-Tees	2 2 0				
Horsham	24 0 0				
St. Thomas	12 0				
Crickhowell	1 10 0				
Merthyr	2 2 0				
Billericay	4 6 0				
Steyning	2 2 0				
	282 15 5	5 0 9	...	287 16 2	
2. From Councils of Counties and Boroughs—					
From the Treasurer of the Borough for Patients adjudged chargeable thereto at 10/- per head, per week	110 18 7	
Carried forward	15422 10 4	6024 11 4

*of the Receipts and Expenditure of the Visiting Committee of the Lunatic
to the Council of the County Borough of Brighton.*

TENANCE ACCOUNT.

EXPENDITURE.	£ s. d.	£ s. d.	£ s. d.
Net Balance (if any) brought forward from Abstract for the previous year... ..			
Salaries, Wages, and Uniforms of Officers and Attendants:			
Salaries and Wages (exclusive of sums paid for Labour chargeable in the Farming and Gardening Account, or in the Building and Repairs Fund Account)	6402 0 8		
Uniforms	205 10 3		
Provisions, Malt Liquor, Wines and Spirits:—			
Provisions	6777 16 11		
Malt Liquor, Wines and Spirits (not included in ordinary diet)	54 8 7		
Farm and Garden Expenses:—			
Cash Payments included on Page 15	2103 12 0		
Clothing for Patients	1172 0 6		
Furniture and Bedding	613 1 7		
Fuel, Lighting, Washing and other Necessaries	3379 9 5		
Expenses attending the Removal, Discharge and Burial of Patients	62 10 9		
Carried forward	20770 10 8	...

PART I.—MAINTENANCE

RECEIPTS.			£	s.	d.	£	s.	d.	£	s.	d.
Brought forward			15422	10	4	6024	11	4
3. From the Treasurers of other Asylums for Patients received under Contract or arrangement at 14/-, 14/6, 15/-, and 17/6 per head, per week :—											
NAMES OF ASYLUMS.	Main-tenance.		Funerals.								
	£	s.	d.	£	s.	d.					
Cardiff	8319	3	10	44	0	0					
West Ham	2307	6	3	...							
	10626	10	1	44	0	0	...	10670	10	1	
Sums received on Account of Private Patients :—											
For Maintenance at 16/- and 42/- per head per week			801	8	2						
For Expenses attending the Removal, Discharge or Burial of Patients			1	15	8			803	3	10	
Sums received on Account of Criminal Patients :—											
From Moneys voted by Parliament					3	18	0	
Cash Receipts on Farming and Gardening Account (see Page 14)					510	2	8	
Other Receipts, viz. :—											
Receipts from Sale of Kitchen Stuff, Old Stores, and Sundries from Asylum					362	5	0	
Rents					12	4	0	
Fines					12	11	1	
Bankers' Interest					65	12	10	
Total Receipts (Maintenance Account)			27862 17 10
Total of Receipts and Balance (Maintenance Account)			33887 9 2

PART II.—BUILDING AND

	£	s.	d.	£	s.	d.	£	s.	d.
Net Balances in hand brought forward from Abstract for the previous year	3136	1	6
Sums received from the Treasurer of the Borough on Account of—									
Ordinary Repairs	1671	6	7				
Additions, Alterations and Improvements (under £400)...									
New Buildings and Extraordinary Outlay (voted by Town Council)						
Other Purposes, specifying them :—									
Rates, Insurance, &c.	231	18	6			1903	5	1	
Other Receipts, specifying them :—									
Bankers' Interest			82	8	10	
Transfers from the Maintenance Account, viz. :—									
(a) Excess of Weekly Charge on "Out-Borough" Pauper Patients	3835	11	3						
(b) Excess of Weekly Charge on Private and Criminal Patients	347	4	0			4182	15	3	
Total Receipts and Transfers	6168 9 2
Total of Receipts, Transfers and Balances	9304 10 8

ACCOUNT—continued.

EXPENDITURE.	£ s. d.	£ s. d.	£ s. d.
Brought forward	20770 10 8	
Transfers to the Building and Repairs Fund Account, viz :			
(a) Excess of Weekly Charge on "Out-Borough" Pauper Patients	3835 11 3		
(b) Excess of Weekly Charge on Private and Criminal Patients	347 4 0	4182 15 3	
Other Payments, specifying them:—			
Surgery and Dispensary	68 16 4	
Rates, &c.	984 19 4	
Stationery and Printing	253 1 10	
Periodicals and Amusements	204 9 8	
Incidentals	238 13 2	
Total Expenditure and Transfers (Maintenance Account)...	26703 6 3
Balance	7184 2 11
Total Expenditure, Transfers and Balance (Maintenance Account)	33887 9 2

REPAIRS FUND ACCOUNT.

	£ s. d.	£ s. d.	£ s. d.
Net Balances against (if any) brought forward from Abstract for the previous year			
Sums paid on Account of:—			
Ordinary Repairs	2018 10 7		
Additions, Alterations, and Improvements	607 10 0		
New Buildings and Extraordinary Outlay (voted by Town Council)	2626 0 7	
Other Payments, specifying them:—			
Rates, &c.	231 18 6	
Total Expenditure	2857 19 1	
Net Balances against at the end of the year	6446 11 7	
Total of Expenditure and Balances	9304 10 8

Examined 26th April, 1906. H. M. STEVENS, Borough Accountant.

SUMMARY OF RECEIPTS, EXPENDITURE

RECEIPTS.	£ s. d.	£ s. d.	£ s. d.
Receipts and Transfers :—			
Maintenance Account	27862 17 10		
Building and Repairs Fund Account:—			
Moneys raised by means of Loans			
Other Moneys	6168 9 2		
Total			34031 7 0
<i>Deduct</i> —Transfers from the Maintenance Account to the Building and Repairs Fund Account			4182 15 3
Total Receipts			29848 11 9

PART III.—FARMING AND

	£ s. d.	£ s. d.	£ s. d.
Estimated Value of Produce supplied to the Asylum during the year ended 31st March, 1906:—			
Butchers' Meat	542 4 6		
Poultry and Eggs	31 0 4		
Milk	606 17 3		
Vegetables	470 16 1		
Fruit	22 0 5		
Other Items, viz. :—			
Keep of House Horse	23 8 0		
Cash Receipts from Sales of Produce		1696 6 7	
Other Cash Receipts, specifying them :—		510 2 8	
Total Receipts			2206 9 3
Estimated Value of Stock at the end of the year			2347 12 4
Total			4554 1 7

AND TRANSFERS IN PARTS I. AND II.

EXPENDITURE.	£ s. d.	£ s. d.	£ s. d.
Expenditure and Transfers :—			
Maintenance Account	26703 6 3		
Building and Repairs Fund Account :—			
Out of Moneys raised by means of Loans			
Out of other Moneys	2857 19 1		
Total			29561 5 4
Deduct—Transfers from the Maintenance Account to the Building and Repairs Fund Account			4182 15 3
Total Expenditure			25378 10 1

GARDENING ACCOUNT.

	£ s. d.	£ s. d.	£ s. d.
1905—March 31st.			
Estimated Value of Stock :—			
Live Stock	905 11 0		
Dead Stock	500 3 4		
Tenant's Valuation	566 17 8		
Provender	248 6 2		
			2220 18 2
1906—March 31st.			
Cash Payments in respect of :—			
Labour	728 11 2		
Seeds and Manure	146 18 10		
Stock, Live and Dead	645 19 4		
Provender	449 2 1		
		1970 11 5	
Other Cash Payments, specifying them :—			
Thrashing and Thatching	32 11 10		
Railway Carriage	5 2 1		
Corn Cutting	12 5 0		
Medicine and Shoeing	35 18 4		
Valuation	5 5 0		
Shearing	12 0		
Sundries	41 6 4		
		133 0 7	
Total Cash Payments (Farm and Garden Account)			2103 12 0
Total Expenditure and Stock			4324 10 2
Balance in favour at the end of the year			229 11 5
Total			4554 1 7

I hereby certify that the foregoing are correct Accounts for the Year ended 31st March, 1906.

As witness my hand this 21st day of April, 1906.

GEO. PURVEY,

Clerk of the Asylum.

BRIGHTON COUNTY BOROUGH ASYLUM, HAYWARDS HEATH.

BALANCE STATEMENT for the Quarter ending 31st March, 1906.

MAINTENANCE ACCOUNT.

DEBITS.	£	s.	d.	£	s.	d.
To Invoice Account—Sundry Tradesmen	3278	4	8			
„ Building and Repair Fund	437	6	1			
„ Cheques drawn but not paid in, viz., the whole drawn on March 31st.....	1640	12	5	5356	3	2
„ Balance as per last Quarter's Statement	£6734	11	8			
Add:—Income in Excess of Expenditure this Quarter	449	11	3	7184	2	11
				£12540	6	1

ASSETS.	£	s.	d.	£	s.	d.
Due from Guardians of Poor Law Unions within the Borough.....	3723	2	10			
Other Poor Law Unions	56	2	7			
Treasurer of the Borough	32	2	10			
„ of other Asylums	2645	0	0			
Private Patients.....	22	2	11			
Farm Sales	69	12	2			
Stores' Sundry Sales	71	18	3			
Rents and Fines.....	7	18	4			
Cash in Banker's hands				6627	19	11
„ Clerk's hands				5572	16	4
				£12540	6	1

BUILDING AND REPAIRS FUND ACCOUNT.

DEBITS.	£	s.	d.	£	s.	d.
To Balance as per last Quarter's Statement.....	5495	6	2			
Add:—Income in Excess of Expenditure this Quarter	951	5	5	6446	11	7
				£6446	11	7

ASSETS.	£	s.	d.	£	s.	d.
Due from Maintenance Account.....	437	6	1			
„ Borough Treasurer on Account of Repairs	513	19	4			
Cash in Banker's hands				951	5	5
				£6446	11	7

Submitted to the Finance Committee this 28th day of April, 1906.

(Signed) J. P. SLINGSBY ROBERTS.

Examined 26th April, 1906.

H. M. STEVENS,
Borough Accountant.

GEO. PURVEY,

Clerk of the Asylum.

BRIGHTON COUNTY BOROUGH ASYLUM,
HAYWARDS HEATH.

Dr. Farm and Garden Accounts for the Year ending 31st March, 1906. Cr.

	£	s.	d.	£	s.	d.		£	s.	d.	£	s.	d.
1905.—March 31st.							1906.—March 31st.						
To Estimated Value of							By Sale of—						
Live Stock	905	11	0				15 Calves	22	17	6			
Estimated Value of							120 Sheep	285	11	0			
Dead Stock	500	3	4				35 Pigs	46	14	3			
Estimated Value of							Hides and Skins	15	9	9			
Tenant's Valuation	566	17	8				Wool	8	5	11			
Estimated Value of							Wheat	96	6	8			
Provender	248	6	2				Hay	12	0	3			
				2220	18	2	Sharps, Bran, &c.....	13	14	11			
1906.—March 31st.							Use of Stock	2	5	0			
To Purchase of—							Oats	4	0	0			
Labour—							Sundries	2	17	5			
Wages of Bailiff,											510	2	8
Gardener, Cowman,							By Produce supplied to House—						
Carters, and other							8,532 lbs. Beef						
Servants employed							@ 5d., 4½d. & 4½d.	168	1	7			
on Farm and Garden				728	11	2	296 lbs. Suet						
Stock—							@ 5d., 4½d. & 4½d.	5	16	7			
Ferrets	12	6					19,245 lbs. Pork						
Poultry	15	0					@ 4½d., 4½d., 4½d., 4½d.	363	3	6			
20 Cows and Heifers	329	10	0				84 lbs. Mutton @ 4½d. & 4½d.	1	12	0			
1 Boar	4	10	0				Bells, Livers, &c., @ 5/9	3	10	10			
94 Sheep	180	12	0								542	4	6
2 Horses	92	0	0				16,183½ gals. Milk, ,, 9d.	606	17	3			
Repairs to Harness ..	4	10	4				5,164 No. Eggs .. ,, 1d.	21	10	4			
Implements	33	9	6				76 ,, Poultry ,, 2/6	9	10	0			
				645	19	4					637	17	7
Provender—							2,621 bus. Cabbage, ,, 1/-	131	1	0			
Oil Cake	165	11	6				148½ ,, Onions ,, 2/-	14	17	8			
Bran and Sharps	121	13	6				1,233½ ,, Potatoes, ,, 2/6	154	4	1			
Molassine Meal	1	12	6				34 ,, Peas .. ,, 2/-	3	8	0			
Barley and Maize	112	3	0				413 ,, Beans .. ,, 2/-	41	6	0			
Grains	48	1	7				127½ ,, Carrots ,, 2/-	12	15	4			
				449	2	1	218 ,, Parsnips, ,, 2/-	21	16	0			
Seeds and Manures—							246 ,, Turnips and						
Seeds, Manures & Lime				146	18	10	Swedes, @ 8d. & 10d.	8	19	4			
Other Payments—							5,287 No. Cauliflowers						
Thrashing & Thatching	32	11	10				@ 1½d.	33	0	10			
Railway Carriage ..	5	2	1				Other Vegetables	30	0	7			
Corn Cutting	12	5	0				Fruit and Rhubarb ..	22	0	5			
Medicine and Shoeing	35	18	4				Vegetables and Fruit						
Valuation	5	5	0				supplied to Medical						
Shearing	12	0					Superintendent	19	7	3			
Sundries	41	6	4								492	16	6
				133	0	7					23	8	0
Rates and Taxes	26	13	0				Keep of House Horse ..						
Estimated Rent on Land	200	0	0				By Estimated Value of						
				226	13	0	Live Stock	1,049	13	6			
							Estimated Value of						
							Dead Stock	505	13	2			
							Estimated Value of						
							Tenant's Valuation	576	14	6			
							Estimated Value of						
							Provender	215	11	2			
											2347	12	4
Balance in favour				2	18	5					£4,554	1	7
				£4,554	1	7					£4,554	1	7

Examined by the Farm Committee, 28th April, 1906.

(Signed) E. J. REEVES (Chairman),
JOHN WHITTOME,
CHARLES LYNN,
E. J. BUTT-THOMPSON.

(Signed) GEO. PURVEY,
Clerk of the Asylum.

THE ESTABLISHMENT.

OFFICERS.

Medical Superintendent	£800	} Furnished House, Coals, Vegetables, and Laundry.
1st Assistant Medical Officer	£257 10s.	
2nd Assistant Medical Officer and Pathologist	200	} Lodging, Board, Washing, and Attendance.
3rd Assistant Medical Officer	200	
Chaplain	250	} None.
Clerk of Asylum	260	
Assistant Clerk	100	
Storekeeper	150	} House, Coals, and Gas.
Head Attendant (Male)	£112 10s.	
Head Attendant (Female)	115	} Lodging, Board, Washing, and Attendance.
Housekeeper	65	
Female Assistant Officer	55	
Total	12	

ATTENDANTS AND SERVANTS.

MALES.		£	s.	FEMALES.		£	s.
		Ann.				Ann.	
*1 Organist and Schoolmaster...	80	0		1 Day Nurse (Infirmary) ...	35	10	
1 Hall Porter	43	0		1 " "	32	10	
*2 Night Attendants	71	0		2 " "	30	10	
*1 " "	63	0		1 " "	27	0	
*2 " "	59	0		1 " "	26	10	
6 Day Attendants... ..	45	10		1 " "	23	10	
1 " "	43	10		2 " "	23	0	
1 " " (Dining Hall)...	43	10		3 " "	22	0	
3 " "	41	10		1 " "	21	0	
1 " " (Farm)	41	10		6 " "	20	0	
1 " " (ditto)	39	10		5 " "	19	0	
3 " "	39	10		11 " "	18	0	
1 " " (Bathroom) ...	39	10		1 Night Nurse... ..	29	0	
1 " "	37	10		1 " "	24	0	
1 " "	34	0		1 " "	22	0	
1 " "	33	10		1 " "	21	0	
1 " "	33	0		2 " "	20	0	
1 " "	31	10		1 Dining Hall Maid ...	29	10	
3 " "	31	0		1 Seamstress	28	10	
4 " "	30	0		1 Cook	37	0	
7 " "	29	0		1 Laundry Maid (Head) ...	30	0	
				1 " "	21	10	
				3 " "	20	0	
				3 House Maids	18	0	
				3 Kitchen Maids	18	0	
				1 Hall Porter's Wife ...	Board only		

43 The Male Attendants are allowed one day's leave in 10. Married Attendants are allowed £3 per annum in lieu of washing, £6 10s. per annum for lodging money, and 1s. per day in lieu of rations during absence from sickness. The Female Attendants are allowed one day off duty every 13 days, and an annual holiday of 14 days. All Attendants and Servants have uniform, and 10 or 14 days' leave granted during the year, and board wages at 1s. 6d. per day paid during this leave. Bandsmen are paid £1 per year, with an additional 1s. for every performance or practice at which they play.

* Are neither boarded nor lodged.

ARTISANS, &c.

1 Bricklayer	£1 11 10	1 Florist	£1 4 0
1 "	1 10 10	1 Fitter... ..	1 4 0
1 " (Labourer)	1 1 10	1 Garden Labourer	0 19 10
1 Baker	1 6 11	1 " "	0 18 0
1 " "	1 5 11	1 General Labourer & Sweep	1 5 0
1 Basket-maker	1 7 10	1 House Carter	1 2 10
1 Butcher	1 6 11	1 Matmaker	1 5 10
1 Cabinet-maker	1 12 10	1 Painter and Glazier	1 11 10
1 Carpenter	1 11 10	1 Painter	1 7 10
1 " "	1 10 10	2 Stokers	1 6 0
1 Carter	1 1 11	1 Shoemaker	1 5 0
1 " "	1 1 0	1 Store Porter	1 6 10
1 " (Assistant)	14 0	1 Sewage Labourer... ..	0 18 0
1 Cowman	1 2 11	1 Stockman	0 17 0
1 " (Assistant)	0 19 0	1 Tailor	1 6 10
1 Bailiff	£1 10 0		
1 Front Ground Labourer	1 0 10	} House, Coals, Vegetables, &c.	
1 Gardener	1 5 5		
1 Engineer	2 1 5	} House, Coals, and Gas.	
1 Blacksmith	1 5 0	} House and Gas.	

Made up on 31st March, 1906.

Officers	12	} Total of Staff ... 147
Attendants and Servants	99	
Artisans, &c.	36	

GEO. PURVEY, Clerk of the Asylum.

THE
MEDICAL SUPERINTENDENT'S REPORT.

THE MEDICAL SUPERINTENDENT has the honour to submit the Second Annual Report to you as the Committee of Visitors of the Brighton County Borough Asylum, being the Forty-seventh since the opening of the Asylum. Second Annual Report.

The Admissions during the year ending September 30th, 1905, have been—Males, 69; Females, 105; Total, 174. Admissions.

The Discharges during the year have been—Males, 35; Females, 52; Total, 87. Discharges.

The Deaths during the same period have been—Males, 33; Females, 36; Total, 69. Deaths.

The Average Number Daily Resident during the year has been—Males, 377; Females, 481; Total, 858. Mean Annual Population.

The Numbers in the Asylum this day, 30th September, 1905, are—Males, 370; Females, 495; Total, 865. Numbers this day, September 30th, 1905.

They are chargeable as follows:—

	Males.	Females.	Total.
To Brighton Parish . . .	217	313	530
To the portion of Steyning Union included in the County Borough of Brighton	18	29	47
To the County Borough of Brighton	3	2	5
To Out-County Unions . .	3	5	8
Private Patients	3	9	12
Patients under Contract—			
Cardiff	96	107	203
West Ham	30	30	60

The Admissions during the year from the Parish of Brighton and from the portion of Steyning Union in the County Borough of Brighton have been—Males, 54; Females, 79; Total, 133.

Considered from the point of view of their curability, the admissions have been somewhat more satisfactory, 7 per cent. more of the Males and 3 per cent. more of the Females being deemed curable. Excluding transfers from other Asylums the percentage of those discharged as recovered within the year is 3 per cent. higher than last year.

TABLE I.—SHEWING THE EXPECTANCY OF RECOVERY ON ADMISSION.

Sex.	Number.	Good.	Fair.	Bad or Hopeless.	Actively Suicidal.
Males	66	17	8	41	17
Females	89	22	12	55	21

TABLE II.—SHEWING THE AGES ON ADMISSION.

	0—5.	5—15.	15—35.	35—55.	55—75.	75 and upwards
Males	1	2	15	32	16	...
Females	1	38	24	20	6

TABLE III.—SHEWING THE FORM OF MENTAL DISORDER OF YEAR'S ADMISSIONS.

	Males.	Females.	Total.
Insanity with Epilepsy	3	3
Idiocy without Epilepsy	2	...	2
„ with Epilepsy
Imbecility without Epilepsy..	...	2	2
„ with Epilepsy	1	...	1
General Paralysis.....	9	3	12
Dementia	2	8	10
Mania	33	41	74
Melancholia	18	32	50
Not Insane	1	...	1
TOTAL	66	89	155

TABLE IV.—SHEWING THE FURTHER HISTORY OF
THE YEAR'S ADMISSIONS.

	Males.	Females.	Total.
Discharged Recovered.....	12	14	26
„ to Workhouse, Relieved	1	1
„ to Care of Friends	1	2	3
Transferred to other Asylums	3	2	5
Died	11	7	18
Remain in Asylum	38	63	101
Discharged Not Insane	1	...	1
Total	66	89	155

The Discharges were 87, of whom 35 were Males and 52 Females.

Of the 35 Males who were discharged, 21 had recovered, this being a percentage of 31.8 on the admissions, excluding transfers, one was discharged as Not Insane, two were discharged to the care of friends, 11 were removed to other Asylums.

Of the 52 Females who were discharged, 32 had recovered, this being a percentage of 35.9 on the admissions, excluding transfers, nine were discharged to the care of friends, six were discharged relieved to Workhouse, five were transferred to other Asylums.

Sixty-nine deaths occurred, viz.: 33 Males, 36 Females. The death rate based on the average daily number

resident is Males, 8.7; Females, 7.5. For both sexes, 8 per cent. Of the total deaths, five were due to phthisis, seven to bronchitis or pneumonia, 10 to heart disease, 14 to general paralysis, four to old age, and the remaining 29 to various forms of brain disease or other constitutional disorder.

TABLE V.—AGES AT DEATH.

	0—5	5—15	15—35	35—55	55—75	75 and upwds	Total deaths from all causes and at all ages.
Males	1	6	15	9	2	33
Females	6	9	15	6	36
Total	1	12	24	24	8	69

The Mean Age at Death for both sexes was 56.8 years—Males, 47.0; Females, 56.8.

Accidents of a serious nature have been two in number, both happening to female patients. In one case the patient was pushed by another and fell, receiving a fracture of the left hip. She made a satisfactory recovery. In the second case the patient, who was suffering from progressive paralysis of the insane, and was in an advanced stage of the disease, fell accidentally, and fractured her right thigh. She died seven days after the accident.

The Coroner held an inquiry concerning the death of this patient, and the jury returned a verdict that the patient died from general paralysis of the insane and

that death was accelerated by the effects of the fall. This was the only inquest the Coroner deemed it necessary to hold.

Four patients escaped during the year. Three were absent a few hours, the fourth was away a day and a half, and was then brought back from Brighton.

Two of the Commissioners in Lunacy visited the Asylum on the 14th April.

Committees of Guardians from Brighton have visited their patients. Committees also of the Cardiff City Council and of the West Ham Guardians have visited the patients received under contract from their respective Unions, and have expressed their appreciation of the care and attention bestowed on their patients.

Extensive repairs to the building have been executed during the year, as well as the re-decorating of many of the dormitories and single rooms of the Male side, and the staining and polishing of the floors.

Female Ward No. 6 has been repaired, re-decorated, the ceiling raised and new windows inserted, improving the ventilation of the Ward.

The Recreation Hall has been re-decorated.

The supply of hot water for bathing purposes on the Female side has been improved.

Much of the apparatus in the Laundry being worn out, two new washing machines, a hydro-extractor and a tower stove for heating flat irons, have been purchased and give satisfaction, the washing being better done with less destruction to the clothing.

The cooking appliances, which have been in use for many years and are now worn out, are being replaced, and five boilers, two steamers and a range have been purchased. The work of placing these in position and connecting them is now in progress, and at the same time the kitchen wall at the back of the cooking appliances is being tiled.

Your Medical Superintendent is glad to be able to place on record his appreciation of the manner in which the Staff have performed their duties, which, when it is borne in mind that many of the patients are suicidal, violent, homicidal, or unable to express their feelings when ill, are both arduous and responsible.

There has been no change amongst the Staff of Officers, and your Medical Superintendent wishes to gratefully acknowledge the assistance he at all times receives from them.

He also begs to thank you, Gentlemen, for your continued kindness and support.

EDWARD B. C. WALKER, M.D.,
Medical Superintendent.

OCTOBER, 1905.

THE CHAPLAIN'S
FORTY - SEVENTH ANNUAL REPORT.

THE CHAPLAIN has the honour to lay before the Committee his Annual Report:—

The Chapel has been prettily decorated for the great festivals, and thanks are due to the members of the staff, who have kindly given their help. The Chaplain desires also to express his gratitude to Mrs. Woodhouse, who has for several years kept the vases supplied with flowers.

The evening entertainment given to the Choir proved a great success, and the extra half-day's leave granted to the members was much appreciated.

The absence of the Organist, through indisposition, for several weeks in the Spring was much regretted. His place was ably filled by the Assistant Female Officer, Miss Darbyshire.

The Schools for Male and Female patients have been carried on during the Winter months. Most of the patients employ their time in writing, and a few read aloud. Efforts have been made to teach the children to read and write, with fair success.


There have been 69 deaths during the year and 29 burials in the Asylum cemetery.

300 Books have been purchased for the library, and distributed to the Wards. A great improvement has been effected in the Chaplain's office, by enclosing the book shelves with glass doors, so that it ought to be possible to gradually build up a small permanent library for the use of the staff.

During the Chaplain's holiday in September the duties were undertaken by the Rev. A. E. Hollins, M.A., who acted in the same capacity last year.

(Signed) E. R. D. LITTLE, M.A.

30TH SEPTEMBER, 1905.



APPENDIX,

CONTAINING

STATISTICAL AND OTHER TABLES,

&c., &c.

CONTENTS.

	NO.	PAGE.
Table	I. Showing the Admissions, Re-Admissions, Discharges, and Deaths, during the year 1905	31
..	IA. Showing (1) the previous Attacks among Persons Admitted during the year 1905	32
..	II. Showing the Admissions, Re-Admissions, Discharges, and Deaths, from the Opening of the Asylum to the 31st December, 1905	33
..	IIA. Showing the Admissions and Recoveries of Persons from 25th July, 1859, to the present date, 31st December, 1905 (46½ years)	34
..	III. Showing the Admissions, Discharges, and Deaths with the Mean Annual Mortality and Proportion of Recoveries per cent. of the Admissions for each year since the Opening of the Asylum	35
..	IV. Showing the History of the Annual Admissions since the Opening of the Asylum, 25th July, 1859, with the Discharges and Deaths, and the Numbers of each year remaining on the 31st December, 1905	36
..	V. Showing the Causes of Death during the year 1905, together with the Ages at Death	37
..	VI. Showing the Length of Residence in those who have Recovered, and in those who have Died during the year 1905	38
..	VII. Showing the Duration of the Disorder on Admission in the Admissions, Discharges, and Deaths during the year 1905	39
..	VIII. Showing, in Quinquennial Periods, the Ages of those Admitted, Recovered, and Died during the year 1905, and of those remaining on 31st December, 1905	40
..	IX. Showing the Condition as to Marriage in the Admissions, Recoveries, and Deaths during the year 1905	41
..	X. Showing the Probable Causes of Insanity in the Patients Admitted during the year 1905	42
..	XI. Showing the Form of Mental Disorder in the Admissions, Recoveries, and Deaths of the year 1905, and the Form of Mental Disorder of the Inmates on the 31st December, 1905	43
..	XII. Showing the Station or Occupation of Patients Admitted during the year 1905	44
The Dietary		45
Report of Commissioners in Lunacy		47

TABLE I.

Showing the Admissions, Re-Admissions, Discharges, and Deaths during the Year ending 31st December, 1905.

	M.	F.	T.	M.	F.	T.
In Asylum, January 1st, 1905				378	474	852
Cases Admitted—						
First Admissions	59	92	151			
Not First Admissions	6	8	14			
Total Cases Admitted during the Year				65	100	165
Total Cases under Care during the Year				443	574	1017
Cases Discharged—						
Recovered	24	35	59			
Relieved	9	15	24			
Not Improved	4	9	13			
Died	31	38	69			
Total Cases Discharged and Died during the Year				68	97	165
Remaining in the Asylum, 31st December, 1905				375	477	852
Average Number Resident during the Year	377	483	860			
* Persons under Care during the Year†	442	572	1014			
Persons Admitted	65	100	165			
„ Recovered	24	35	59			
Transferred from other						
Asylums	2	15	17			
„ to other Asylums	11	9	20			

* Persons, *i.e.*, separate persons, in contradistinction to “Cases,” which may include the same individual more than once.

† Total Cases, *minus* Re-Admissions of Patients Discharged during the current year.

TABLE IA.

Showing the Number of Previous Attacks among those Admitted during the Year 1905, distinguishing those Attacks that have been treated to Recovery (and Discharge) in this and other Asylums.

Number of Previous Attacks.	Patients having had Previous Attacks.								
	All Attacks.			Attacks followed by Discharge or Recovery from this Asylum.			Attacks treated to Recovery in any other Asylum.		
	M.	F.	T.	M.	F.	T.	M.	F.	T.
Have had 1 Previous Attack	7	12	19	6	3	9	5	7	12
.. 2 .. Attacks	5	3	8	1	2	3	1	2	3
.. 3	2	2	..	1	1
.. 4	1	1
.. 5
.. more than 5 Attacks	..	1	1	..	1	1
Total ..	12	19	31	7	7	14	6	9	15

TABLE II.

Showing the Admissions, Re-Admissions, Discharges and Deaths, from the Opening of the Asylum to the 31st December, 1905.

	M.	F.	T.	M.	F.	T.
<i>Persons Admitted during the Period of 46½ years.....</i>	4314	4591	8905			
Re-Admissions	725	972	1697			
Total <i>Cases</i> Admitted				5039	5563	10602
<i>Discharged Cases—</i>						
Recovered	1331	1665	2996			
Relieved	606	770	1376			
Not Improved	798	850	1648			
Died	1929	1801	3730			
Total <i>Cases</i> Discharged and Died since the Opening of the Asylum				4664	5086	9750
Remaining 31st Dec., 1905 ...				375	477	852
	Male.		Female.		TOTAL.	
Average Number Resident during the 46½ Years...	333		422		755	
Transferred from other Asylums	754		738		1492	
Transferred to other Asylums	874		918		1792	

TABLE IIA.

Showing the Admissions and Recoveries of Persons from
25th July, 1859, to the present date, 31st December,
1905 (46½ years).*

	Male.	Female.	TOTAL.
Persons Admitted during the 46½ years	4314	4591	8905
<i>Persons Discharged Recovered</i> during the same period, being 27.0 per cent. of <i>Persons Admitted</i> ...	1080	1323	2403
Of whom were Re-Admitted, Relapsed	349	536	885
Recovered Persons who have not Relapsed	731	787	1518
Relapsed Persons Discharged Recovered	175	266	441
Nett † Recovered Persons, being 22.0 per cent. of Persons Admitted	906	1053	1959

* Persons, *i.e.*, separate persons in contradistinction to "Cases," which may include the same individual more than once. "Re-admission" applies only to Re-admission into this Asylum.

† *i.e.*, Recovered Persons sane at the present time, so far as the Asylum Statistics show.

TABLE III.—Showing the Admissions, Discharges, and Deaths, with the Mean Annual Mortality and Proportion of Recoveries per cent. of the Admissions for each Year since the Opening of the Asylum, July 25th, 1859.

YEAR.	Admitted.						Discharged.						Died.						Remaining 31st Dec. in each year.						Average Daily No. Resident.						Per centage of Recoveries on Admissions.						Per centage of Deaths on Average Daily Nos. Resident.								
	Recovered.			Relieved.			Not Improved.			M.			F.			T.			M.			F.			T.			M.			F.			T.			M.			F.			T.		
	M.	F.	T.	M.	F.	T.	M.	F.	T.	M.	F.	T.	M.	F.	T.	M.	F.	T.	M.	F.	T.	M.	F.	T.	M.	F.	T.	M.	F.	T.	M.	F.	T.	M.	F.	T.	M.	F.	T.	M.	F.	T.			
	Admitted.						Discharged.						Died.						Remaining 31st Dec. in each year.						Average Daily No. Resident.						Per centage of Recoveries on Admissions.						Per centage of Deaths on Average Daily Nos. Resident.								
1859...	143	164	307	2	4	6	1	1	2	4	6	10	135	150	285	108	124	232	1.4	2.4	1.9	8.9	11.5	10.3																		
1860...	80	104	184	12	18	30	3	3	6	4	1	5	25	9	34	172	227	399	133	161	294	15.0	17.3	16.3	18.8	5.5	11.5																		
1861...	103	66	169	7	22	29	3	1	4	10	18	28	26	19	45	228	231	459	192	227	419	6.8	33.3	17.1	13.5	8.3	10.7																		
1862...	60	69	129	14	16	30	1	6	7	7	3	10	23	18	41	242	258	500	232	249	481	23.3	23.1	39.2	9.9	7.2	8.5																		
1863...	59	22	81	13	19	32	9	2	11	33	4	34	23	15	43	220	243	463	235	256	491	22.0	86.3	39.5	11.9	5.8	8.7																		
1864...	64	70	134	14	10	24	5	2	7	4	4	8	36	21	57	225	276	501	223	250	473	21.8	14.2	17.9	16.1	8.4	12.0																		
1865...	67	57	124	16	17	33	6	6	12	1	4	5	36	29	65	233	277	510	227	281	508	23.8	29.8	26.6	15.8	10.3	12.7																		
1866...	70	89	159	17	25	42	5	8	13	1	1	4	40	30	70	240	303	543	239	296	535	24.2	28.2	26.4	16.7	10.1	13.0																		
1867...	69	93	162	15	27	42	6	13	19	1	4	5	35	37	72	252	315	567	244	312	556	21.7	29.0	25.9	14.3	11.8	12.9																		
1868...	119	73	192	14	34	48	6	5	10	2	2	2	28	24	52	322	325	647	290	326	616	11.7	46.6	25.0	9.6	7.3	8.4																		
1869...	60	68	128	21	25	46	6	4	10	2	3	5	35	29	64	318	332	650	320	333	653	35.0	36.7	36.0	10.9	8.7	9.8																		
1870...	83	83	166	29	32	61	5	2	7	38	29	57	339	352	691	332	344	676	34.9	38.5	36.7	8.4	8.5	8.4																		
1871...	52	64	116	28	35	63	16	8	24	48	1	49	38	31	69	261	341	602	304	345	619	53.8	54.7	54.3	12.5	9.0	10.6																		
1872...	138	130	268	23	44	67	7	11	18	2	1	3	35	32	67	332	383	715	295	369	664	16.6	33.8	25.0	11.8	8.6	10.1																		
1873...	100	104	204	30	43	73	14	26	40	1	2	3	45	25	70	342	391	733	337	393	730	30.0	41.0	35.7	13.0	6.6	9.5																		
1874...	119	118	237	29	40	69	8	13	21	1	1	2	64	41	105	359	414	773	348	405	753	24.4	33.9	29.1	18.3	10.1	13.9																		
1875...	122	136	258	23	34	57	35	20	55	9	18	27	61	59	120	353	419	772	364	422	786	18.8	25.0	22.0	16.7	13.9	15.2																		
1876...	131	117	248	43	47	90	16	20	36	11	6	17	43	40	83	371	423	794	365	424	789	32.8	40.1	36.2	11.7	9.4	10.5																		
1877...	105	117	222	26	34	60	25	22	47	21	7	28	46	50	96	358	427	785	360	426	786	24.7	29.0	27.0	12.7	11.7	12.2																		
1878...	112	121	233	38	31	69	20	14	34	11	10	21	47	57	104	354	436	790	362	430	792	33.9	25.6	29.6	12.9	13.2	13.1																		
1879...	104	111	215	32	36	68	15	22	37	4	2	6	48	50	98	359	437	796	360	440	800	30.7	32.4	31.6	13.3	11.3	12.2																		
1880...	115	114	229	46	32	78	20	25	45	6	9	15	53	32	85	349	453	802	361	448	809	40.0	28.0	34.0	14.6	7.1	10.5																		
1881...	102	120	222	45	34	79	11	16	27	3	...	3	35	34	69	357	489	846	360	472	832	44.0	28.3	35.5	9.7	7.2	8.2																		
1882...	115	107	222	43	70	113	10	20	30	2	6	8	51	27	78	366	473	839	360	475	835	38.7	67.9	52.8	14.1	5.6	9.3																		
1883...	103	137	240	42	53	95	30	38	68	...	2	2	4	39	80	356	478	834	360	478	838	40.7	38.6	39.5	11.3	8.1	9.5																		
1884...	115	114	229	42	49	91	14	28	42	8	4	12	52	34	86	355	477	832	361	483	844	38.1	45.7	41.9	14.4	7.0	10.1																		
1885...	96	114	210	43	29	72	14	26	40	4	1	5	33	39	72	357	496	853	359	480	839	27.1	32.0	29.6	9.1	8.1	8.5																		
1886...	100	110	210	40	47	87	14	26	40	7	31	38	45	29	74	351	473	824	357	480	837	42.1	45.6	43.9	12.6	6.0	8.8																		
1887...	124	104	228	46	44	90	15	10	25	3	4	7	47	50	97	364	469	833	361	474	835	37.7	43.5	40.3	13.0	10.5	11.6																		
1888...	127	116	243	36	31	67	19	25	44	5	4	9	53	27	80	378	498	876	364	485	849	29.7	27.9	28.8	14.5	5.5	9.4																		
1889...	109	123	232	31	30	61	27	19	26	43	5	8	54	44	98	340	480	820	361	483	844	30.0	26.0	27.9	14.9	9.1	11.6																		
1890...	121	168	289	39	38	77	19	23	42	7	36	43	33	70	103	363	481	844	356	485	841	32.5	23.3	27.2	9.2	14.4	12.2																		
1891...	131	175	306	41	41	82	20	50	70	42	48	90	52	64	116	339	453	792	363	481	844	34.7	26.2	29.9	14.3	13.3	13.7																		
1892...	117	166	283	16	34	50	15	21	36	7	2	9	51	72	123	367	490	857	347	466	813	15.0	21.3	18.8	14.6	15.4	15.1																		
1893...	134	164	298	22	44	66	21	25	46	77	54	131	46	38	84	335	493	828	360	508	868	19.1	34.1	27.0	12.7	7.4	9.6																		
1894...	159	184	343	28	33	61	12	26	38	13	72	85	46	53	99	395	493	888	381	482	863	25.4	25.3	25.4	12.0	10.9	11.4																		
1895...	123	110	233	27	35	62	18	24	42	41	22	63	52	55	107	380	467	847	378	482	860	23.2	32.0	27.9	13.7	11.4	12.4																		
1896...	98	139	237	32	44	76	20	22	42	4	1	5	49	37	86	373	502	875	375	490	865	34.0	32.5	33.1	13.0	7.5	9.9																		
1897...	129	134	263	20	42	62	9	16	25	73	32	105	49	52	101	351	494	845	365	515	880	19.8	34.4	27.8	13.4	10.0	11.4																		
1898...	109	143	252	19	37	56	13	14	27	7	7	14	37	56	93	384	523	907	365	513	878	19.7	29.6	25.3	10.1	10.9	10.5																		
1899...	119	152	271	38	47	85	10	17	27	17	4	21	44	46	90	394	561	955	390	543	933	34.5	33.0	33.7	11.2	8.4	9.6																		
1900...	126	139	265	43	48	91	16	22	38	2	31	33	38	53	91	421	546	967	406	564	973	35.8	35.8	35.8	9.3	9.3	9.3																		
1901...	102	122	224	34	40	74	9	15	24	26	2	28	45	45	90	409	566	975	406	550	956	35.4	37.0	36.2	11.0	8.1	9.4																		
1902...	99	154	253	29	44	73	7	17	24	5	44	49	48	51	99	419	564	983	416	577	993	31.1	29.7	30.2	11.5	8.8	9.9																		
1903...	169	142	311	41	55	96	15	11	26	223	287	510	53	39	92	256	314	570	373	500	873	36.9	46.6	41.9	14.2	7.0	10.5																		
1904...	172	236	408	18	36	54	9	14	23	3	...	3	20	26	46	378	474	852	339	441	780	22.7	43.9	33.5	5.8	5.8	5.8																		
1905...	65	100	165	24	35	59	9	15	24	4	9	13	31	38	69	375	477	852	377	483	860	36.5	41.1	39.1	8.2	7.8	8.2																		
TOTAL	5039	5563	10602	1331	1665	2996	606	770	1376	798	850	1648	1929	1801	3750	4333	4227	755	26.4	29.9	28.2	12.4	9.1	10.6																					

TABLE IV.—Showing the History of the Annual Admissions since the Opening of the Asylum, with the Discharges and Deaths, and the Numbers of each Year remaining on the 31st December, 1905.

YEAR.	Admitted.				Of each Year's Admissions Discharged and Died in 1905.				Total Discharged and Died of each Year's Admissions to 31st December, 1904.				Remaining of each year's Admissions Dec. 31st, 1905																				
	New Cases.		Released Cases.		Recovered.		Not Improved.		Died.		Recovered.		Not Improved.		Died.		M.		F.		Tot.												
	M.	F.	M.	F.	M.	F.	M.	F.	M.	F.	M.	F.	M.	F.	M.	F.	M.	F.	M.	F.	M.	F.	Tot.										
1859	143	164	307										
1860	79	104	1	6	184										
1861	102	60	1	5	169										
1862	58	64	2	5	129										
1863	58	22	1	81										
1864	56	62	8	7	134										
1865	56	50	5	7	124										
1866	64	84	6	5	159										
1867	63	80	6	13	162										
1868	116	61	3	12	192										
1869	57	61	3	7	128										
1870	76	71	7	12	166										
1871	42	52	10	12	116										
1872	130	119	8	11	268										
1873	88	85	12	19	204										
1874	106	100	13	18	237										
1875	109	121	13	15	258										
1876	114	96	17	21	248										
1877	92	101	13	16	222										
1878	98	100	14	21	233										
1879	93	92	11	19	215										
1880	98	87	17	27	229										
1881	85	98	17	22	222										
1882	93	80	22	27	222										
1883	79	110	24	27	240										
1884	93	79	22	35	229										
1885	81	92	15	22	210										
1886	78	86	22	24	210										
1887	104	83	20	21	228										
1888	101	89	26	27	243										
1889	98	137	23	31	289										
1890	102	133	29	42	306										
1891	99	127	18	39	283										
1892	101	102	33	62	298										
1893	102	116	57	68	343										
1894	105	90	18	20	233										
1895	87	111	11	28	237										
1896	88	112	41	22	263										
1897	86	112	23	31	252										
1898	100	117	19	25	271										
1899	112	116	14	23	265										
1900	82	99	20	23	224										
1901	82	135	17	19	253										
1902	130	100	39	42	311										
1903	165	224	7	12	408										
1904	59	92	6	8	165										
1905	59	92	6	8	165										
TOTAL	4314	4591	725	372	10632	21	35	59	9	15	24	4	9	13	31	38	69	1307	1630	2937	597	755	1352	794	841	1635	1898	1763	3661	375	477	852	TOTAL

Summary of Total Admissions.				Male.		Female.		Both Sexes.	
Percentage of Cases	Recovered	Not Improved	Died	Male	Female	Male	Female	Male	Female
Recovered	26.4	29.9	28.3	...	26.4	29.9
Not Improved	12.0	13.8	13.0	...	12.0	13.8
Dead	38.3	32.4	35.2	...	38.3	32.4
Remaining	7.5	8.6	8.0	...	7.5	8.6
TOTAL	100.0	100.0	100.0	...	100.0	100.0

TABLE VI.

Showing the Length of Residence in those Discharged Recovered and in those who have Died during the Year 1905.

LENGTH OF RESIDENCE.	RECOVERED.			DIED.		
	M.	F.	T.	M.	F.	T.
Under 1 month	2	...	2	3	3	6
From 1 to 3 months	9	7	16	3	2	5
" 3 " 6 "	4	13	17	2	7	9
" 6 " 9 "	6	6	12	5	2	7
" 9 " 12 "	1	1	6	1	7
" 1 year to 2 years ...	3	4	7	5	11	16
" 2 to 3 years	1	1	1	3	4
" 3 " 5 "	1	1	2	1	3
" 5 " 7 "	1	1	2	2	4
" 7 " 10 "	3	3
" 10 " 12 "
" 12 " 15 "	2	2	4
" 15 " 20 "	1	1	...	1	1
" 20 " 25 "
" 25 " 30 "
" 30 " 35 "
" 35 " 40 "
Upwards of 40 years
TOTAL.....	24	35	59	31	38	69

TABLE VII.
 Showing the Duration of the Disorder on Admission, in the Admissions, Discharges, and Deaths during the Year 1905.

CLASS.	ADMISSIONS.			DISCHARGES.			DEATHS.					
	Male.	Female.	TOTAL.	Recovered.			Removed, Relieved, or otherwise.					
				Male.	Female.	TOTAL.	Male.	Female.	TOTAL.			
FIRST CLASS— First Attack, and within Three Months on Admission	28	47	75	10	24	34	2	9	11	10	21	31
SECOND CLASS— First Attack, above Three and within Twelve Months on Admission	5	9	14	2	1	3	1	3	4	7	3	10
THIRD CLASS— Not First Attack, and within Twelve Months on Admission	11	18	29	6	8	14	3	9	12	4	5	9
FOURTH CLASS— First Attack or not, but of more than Twelve Months on Admission ..	5	13	18	2	2	4	2	2	4	4	5	9
FIFTH CLASS— Congenital	3	5	8	3	1	4
Not Ascertained	13	8	21	4	..	4	5	1	6	3	3	6
TOTAL	65	100	165	24	35	59	13	24	37	31	38	69

TABLE VIII.

Showing, in Quinquennial Periods, the Ages of those Admitted, Recovered, and Died, during the Year 1905, and of those remaining on the 31st December, 1905.

AGES.	ADMISSIONS.			RECOVERED.			DEATHS.			PATIENTS RESIDENT 31st Dec., 1905.		
	Male.	Female.	TOTAL.	Male.	Female.	TOTAL.	Male.	Female.	TOTAL.	Male.	Female.	TOTAL.
Under 5 years.....	1	..	1	1	..	1
From 5 to 10 years
" 10 " 15	1	1	2	1	3	4
" 15 " 20	3	6	9	1	5	6	1	..	1	10	7	17
" 20 " 25	2	13	15	1	6	7	1	..	2	25	18	43
" 25 " 30	4	14	18	..	5	5	3	1	4	35	27	62
" 30 " 35	3	7	10	3	2	5	..	2	2	40	37	77
" 35 " 40	11	7	18	3	3	6	5	1	6	37	48	85
" 40 " 45	10	8	18	5	4	9	3	2	5	39	70	109
" 45 " 50	8	8	16	4	5	9	3	4	7	41	57	98
" 50 " 55	6	10	16	1	1	2	4	1	5	27	58	85
" 55 " 60	8	9	17	3	2	5	3	3	6	40	56	96
" 60 " 65	3	4	7	2	1	3	1	3	4	29	33	62
" 65 " 70	2	5	7	2	3	5	21	24	45
" 70 " 75	2	4	6	2	10	12	15	20	35
" 75 " 80	3	3	..	1	1	1	5	6	4	12	16
" 80 " 85	1	1	2	3	3	6
" 85 " 90	1	1	1	1	3	..	3
" 90 " 95	3	..	3
" Unknown	1	..	1	5	..	7
Total.....	65	100	165	24	35	59	31	38	69	375	477	852
Mean Age.....	42.8	42.2	42.5	41.2	35.4	37.8	47.2	60.9	54.7	45.1	46.9	46.1

TABLE IX.

Showing the Condition as to Marriage in the Admissions, Recoveries, and Deaths during the Year 1905.

CONDITION IN REFERENCE TO MARRIAGE.	ADMISSIONS.			THE RECOVERIES.			DEATHS.		
	Male.	Female.	Total.	Male.	Female.	Total.	Male.	Female.	Total.
Single	24	47	71	11	21	32	16	10	26
Married	25	37	62	10	13	23	9	13	22
Widowed	7	14	21	2	1	3	4	14	18
Unknown	9	2	11	1	..	1	2	1	3
Total	65	100	165	24	35	59	31	38	69

TABLE X.
Showing the Probable Causes of Insanity in the Patients Admitted during the Year 1905.

CAUSES OF INSANITY.	Number of Instances in which each Cause was Assigned.									
	ADMISSIONS...		M. 65.		No. of Cases.		F. 100.		Total, 165.	
	As Predisposing Cause.*	As Exciting Cause.	As Predisposing or Exciting (where these could not be distinguished).	Male.	Female.	TOTAL.	Male.	Female.	TOTAL.	TOTAL.†
MORAL.										
Domestic Trouble (including Loss of Relatives and Friends)	1	2	3	1	2	3	3
Adverse Circumstances (including Business Anxieties & Pecuniary Difficulties)	2	3	5	2	3	5	5
Mental Anxiety and Worry (not included under the above two heads) and Overwork	1	2	2	1	2	2	2
Religious Excitement	1	1	2	1	1	2	2
Love Affairs (including Seduction)	1	2	3	1	2	3	3
Fright and Nervous Shock
PHYSICAL.										
Intemperance in Drink ...	1	13	1	14	14	2	16	16
Sexual	1	2	3	1	2	3	3
Veneral Disease
Self-Abuse (Sexual)
Over-exertion
Sunstroke ...	1	1	...	1	1
Accident or Injury
Pregnancy	3	3	3	3	3	3
Parturition and the Puerperal State... Lactation	1	1	1	1	1	1	1
Uterine and Ovarian Disease
Puberty
Change of Life	1	1	1	1	1	1	1
Fevers
Privation and Starvation	5	5	5	5	5	5
Old Age ...	1	2	2	2	2	2	2
Other Bodily Disease ...	12	19	31	31	19	31	31
Previous Attacks ...	11	22	33	33	22	33	33
Hereditary Influence (direct and collateral)	4	4	4	4	4	4	4
Congenital Defect Ascertained
Other Ascertained Causes ...	1	1	1	1	1	1	1	1
Unknown

* With reference to the distinction between "predisposing" and "exciting" causes, it must be understood that no single cause is enumerated as both predisposing and exciting in the case of any individual patient.

TABLE XI.

Showing the Form of Mental Disorder in the Admissions, Recoveries, and Deaths of the Year 1905, and the Form of Mental Disorder of the Inmates on 31st December, 1905.

FORM OF MENTAL DISORDER.	ADMISSIONS.			RECOVERIES.			DEATHS.			REMAINING IN ASYLUM.		
	Male.	Female.	TOTAL.	Male.	Female.	TOTAL.	Male.	Female.	TOTAL.	Male.	Female.	TOTAL.
	Congenital or Infantile Mental Deficiency (a) with Epilepsy (b) without Epilepsy	2	1	3	13	9
Epilepsy—Acquired	3	5	8	3	1	4	40	27	67
General Paralysis of the Insane	...	2	2	3	...	3	23	34	57
Mania:—	13	5	18	7	5	12	16	8	24
Acute	19	22	41	7	9	16	2	2	4	20	21	41
Chronic	2	4	6	...	1	1	4	6	10	96	127	223
Recurrent	4	8	12	2	4	6	1	1	2	9	14	23
a Potu	4	1	5	4	...	4	4	3	7
Puerperal	...	3	3	...	2	2	...	1	1	...	2	2
Senile	...	3	3	1	2	3	3	4	7
Melancholia:—
Acute	15	32	47	9	13	22	2	2	4	12	23	35
Chronic	1	...	1	...	1	1	1	4	5	39	55	94
Recurrent	...	4	4	1	4	5	...	1	1	4	9	13
Puerperal	...	1	1	...	1	1	4	4
Senile	...	1	1	1	1	2	2	4
Dementia:—
Primary
Secondary	3	6	9	4	4	8	4	3	7
Senile	...	3	3	1	6	7	8	10	18
Organic (i. e. from tumours, coarse brain lesions, &c.)
Not Insane	1	...	1	(1)	...	(1)	...	1	1	6	2	8
TOTALS	65	100	165	24	35	59	31	38	69	375	477	852

TABLE XII.

*Showing the Station or Occupation of Patients admitted
during the Year 1905.*

MALES.	NO.	FEMALES.	NO.
Baker	1	Barmaids	2
Barber	1	Basket Woman	1
Bricklayer	1	Charwomen	4
Board Carrier	1	Dressmakers	5
Butcher	1	Domestic Servants	24
Bath Chair Man	1	Fortune Teller	1
Coal Trimmer	1	Housekeeper	1
Clerks	3	Housewives	2
Cabinet Maker	1	Ironer	1
Cabmen	3	Ladies' Tailor	1
Carpenters	2	„ Companion	1
Commercial Traveller	1	Laundrywoman	1
Dustman	1	Lodging House Keepers	2
Drover	1	Milliner	1
Fruiterer	1	Nurse	1
Fitters	2	Needlewoman	1
Gardeners	3	School Teachers	2
Greengrocer	1	Street Musician	1
Gold Chaser	1	Waitress	1
Labourers	7	Wife of Army Pensioner	1
Lodging House Keeper	1	„ Collier	1
Licensed Victualler	1	„ Clocksmith	1
Milkman	1	„ Gardener	1
Oil and Colorman	1	„ Plumber	1
Painter	1	„ Salt Dealer	1
Porters	2	Wives of Labourers	2
Plumber	1		
Shop Fitter	1		
Seamen	2		
Ship's Carpenter	1		
Shop Assistants	2		
Ship's Fireman	1		
Slaughterman	1		
Shoemaker	1		
Tailors	2		
Wine Merchant	1		
No Occupation	7	No Occupation	36
Not Known	4	Not Known	3
	65		100

DIET SCALE.

	DINNER at 1.0 P.M.										SUPPER at 6.0 P.M.																				
	Males.					Females.					Males.					Females.															
	Bread.	Butter.	Cocoa.	Bread.	Butter.	Coffee.	Bread.	Plum Dumpling.	Suet Pudding.	Uncooked Meat.	Cheese.	Pea Soup.	Irish Stew.	Vegetables.	Bread.	Meat Pudding.	Plum Pudding.	Uncooked Meat.	Cheese.	Pea Soup.	Irish Stew.	Vegetables.	Bread.	Cake.	Butter.	Jam.	Tea.				
Sunday ...	6	1	1	5	1	1	4	12	6	16	1	2	8	2	2	8	2	8	1	2	12	1	6	1	5	1	1	1			
Monday ...	6	1	1	5	1	1	6	12	6	1	1	2	8	2	2	4	2	4	1	2	12	1	6	1	5	1	1	1			
Tuesday ...	6	1	1	5	1	1	4	12	4	12	1	4	4	2	4	4	4	4	1	2	8	1	6	1	5	1	1	1			
Wednesday ...	6	1	1	5	1	1	1	16	8	16	1	2	4	2	12	4	4	4	1	2	12	1	6	1	5	1	1	1			
Thursday ...	6	1	1	5	1	1	4	12	4	12	1	4	4	2	6	4	4	4	1	2	8	1	6	1	5	1	1	1			
Friday ...	6	1	1	5	1	1	4	12	4	12	1	4	4	2	6	4	4	4	1	2	8	1	6	1	5	1	1	1			
Saturday ...	6	1	1	5	1	1	4	12	4	12	1	4	4	2	6	4	4	4	1	2	8	1	6	1	5	1	1	1			
Weekly Total	42	7	7	35	7	7	26	24	16	12	32	1	1	72	18	24	12	30	1	1	64	36	6	14	2	7	30	5	14	2	7

Bread is given practically *ad libitum*.

DINNER.

	Male Patients.	Female Patients.	Male Patients.	Female Patients.
Sunday ...	Boiled Meat and Suet Pudding, with Rice and Fruit in season.	Roast Meat, with Rice and Fruit in season.	Meat Pudding. Every other Friday, ½ lb. of Fresh Fish, 12oz. Potatoes and 4oz. Bread and Sauce.	Pea Soup.
Monday ...	Pea Soup.	Boiled Meat with Peas Pudding or Rice.	Irish Stew.	Meat Pudding. Every other Saturday, ½ lb. of Fresh Fish, 12oz. Potatoes and 4oz. Bread and Sauce.
Tuesday ...	Meat Pudding or Pie.	Meat Pudding or Pie.	Saturday ...	Meat Pudding. Every other Saturday, ½ lb. of Fresh Fish, 12oz. Potatoes and 4oz. Bread and Sauce.
Wednesday ...	Plum Dumpling and Sauce.	Plum Pudding & Sauce.		
Thursday ...	Roast Meat.			

Extra Diet for Sick.—Minced Meat, Steak, Mutton Chop, Fowl, Fish, Eggs, Mutton Broth, Beef Tea, Essence of Beef, Milk, Arrowroot, Rice Pudding, Batter Pudding, Sago, Barley Water, Gruel, Oranges, Biscuits, Calf's Foot Jelly, Porter, Bitter Ale, Port Wine, Sherry, Brandy, Gin, Whisky, Rum, Lemonade, Soda Water.

Extra Diet for Male Working Patients.—½ pint Gingerette or other Non-alcoholic Liquors, 2oz. Bread, 1oz. Cheese at 11 A.M., and ½ pint Gingerette at 4 P.M. Tobacco and Snuff given as indulgences.

Female Working Patients.—½ pint Cocoa, 2oz. Bread, 1oz. Cheese at 11 A.M.

Ditto Kitchens, Dining Hall and Laundry Patients.—4oz. Bread with Butter, and ½ pint Tea at 4 P.M.

Cocoa for One Hundred Patients.—3½ lbs. Cocoa, 4½ lbs. Sugar, 2 gallons Milk, or more, if the Dairy yields it.

Coffee.—1½ lbs. Coffee, ½ lb. Chicory, 3½ lbs. Sugar, 2 gallons Milk.

Tea.—1 lb. Tea, 4 lbs. Sugar, and 2 gallons Milk.

Pea Soup.—(The Liquor of the Cooked Meat, Bones, &c.; 18 lbs. Split Peas; Carrots, Cabbage, Parsnip, Leeks, Onions, Artichokes, or other Vegetables, Herbs, Salt, and Pepper.

Meat Pudding or Pie.—25 lbs. Meat; 25 lbs. Flour; 6 lbs. Suet.


Irish Stew.—25 lbs. Meat with Potatoes and other Vegetables mixed with 7 lbs. Rice.

Plum Pudding, 100 lbs. weight.—46 lbs. Flour; 11½ lbs. Suet; 7½ lbs. Raisins; 7½ lbs. Currants.

Suet Pudding.—60 lbs. Flour; 15 lbs. Suet.

Attendants' and Servants' Diet.—1 lb. Uncooked Meat (Women, ½ lb.), 1 lb. Vegetables, 1 lb. Bread, ½ pint New Milk daily; 2oz. Tea, ½ lb. Sugar, ½ lb. Coffee, 1 lb. Bacon, ½ lb. Butter, 1 lb. Cheese (Women, ½ lb.) weekly. (Servants, 4oz. Tea). Sunday—Fruit Pudding or Tarts, Jam and Cake alternately. Suet Pudding once a week. Night Attendants (non-resident) 2oz. Tea and 8oz. Sugar weekly.

EDWARD B. C. WALKER, M.D.,
Medical Superintendent.



REPORT OF COMMISSIONERS IN LUNACY.

BRIGHTON COUNTY BOROUGH ASYLUM.

14th April, 1905.

We have to-day visited this Asylum, which continues to be maintained generally in good order ; and we notice that some new machinery has been provided in the Laundry and that the floors of Male 3 and 4 Dormitories have been stained and dry rubbed.

We noticed also that the lavatory accommodation to Male 6 Ward, which was referred to by our Colleagues as deficient, has been improved. Nothing, however, has been done to improve the ventilation of the single and padded rooms. With regard to the means of dealing with an outbreak of fire, we greatly regret to have to report that the only improvement which has been effected has been the provision of two new fire hydrants in the workshops. We therefore desire to repeat our Colleagues' recommendation respecting the laying of a fire main round the building and the provision of a steam pump, the present manual engine being quite inadequate for its purpose.

The Sanatorium remains unoccupied, and we understand that the Committee are now considering the question of providing a small Isolation Hospital in its place. Should this be done it is proposed to devote the Sanatorium to the accommodation of 40 male patients, the Asylum on the male side being now full.

If this proposal is to be carried out we must repeat the recommendation that before the Sanatorium is again used for the reception of patients it ought to be rendered safe in the event of an outbreak of fire, by adopting the suggestions made at previous visits by members of our Board.

There are on the books the names of 858 patients, in the proportion of 383 males to 475 females.

Of these 17 are Private patients and as many as 271 Out-County patients, 60 being chargeable to West Ham and 202 to Cardiff.

We have seen all the patients with the exception of one woman who was absent on trial.

We found those in residence properly clothed, and for the most part quiet and orderly in their behaviour, and free from complaints, which were not obviously the outcome of delusion.

But numerous appeals for discharge were made to us by patients on both sides of the Asylum. From the returns made to our Office for the year 1904, we notice among other items that about one-fourth of the entire patients were altogether confined for exercise to the airing grounds. This proportion, which we regard as excessive, may, we hope, be found to be capable of reduction.

During our visit to-day, we saw a fairly good dinner served in Hall to the men. It consisted of meat pudding, potatoes and bread. On the female side the dinner was soup, and was not apparently much relished by the patients. We are glad to report that in consequence of our Colleagues' recommendation this form of dinner is now given only once a week.

Among the patients we saw several children, of whom two boys and two girls appeared to us to be quite unsuitable cases for treatment in an Asylum.

These cases we have pointed out to Dr. Planck, who, in the absence of Dr. Walker, accompanied us during our inspection and afforded us every assistance.

Since this Institution was last visited by two members of our Board, 152 patients have been admitted, 72 discharged, 44 on recovery, and 51 have died.

Post-mortem examinations have been made in 80.5 per cent. of the deaths, the causes of which include 24.4 per cent. from general paralysis and 9.7 per cent. from phthisis. There has been only one death from senile decay. Bedsores existed at death in five instances, or 12.2 per cent. of the total deaths.

The health of the Asylum is at present satisfactory, 13 men and 23 women being confined to bed to-day; and since the last there has been no Zymotic disease except dysentery, which has attacked 9 male and 35 female patients, with fatal issue in two of the latter.

No inquests have been held. There have been 3 serious casualties involving fractures of bones, due to

accidental falls in two cases and in the third to being pushed down by a fellow patient. No patient has been either restrained or secluded.

The Staff of Attendants at the close of 1904 comprised 35 male attendants and 37 nurses for day duty, and 5 of the former and 6 of the latter for night duty.

The proportion of day staff to number of patients was males 1 to 11, and females 1 to 13.

This number, therefore, especially on the women's side, might be strengthened with advantage.

Of the total number of attendants those under one year's service amounted to, males 28 per cent., females 44 per cent., whilst 63 per cent. of the men but only 12 per cent. of the women had been in the Asylum service more than five years.

The Medical Staff remains at the same strength as at the last visit.

There is no paid Dispenser in the Asylum, the Dispensary being in the charge of the Third Assistant Medical Officer, who is responsible for the custody and compounding of all the medicines.

The case books are very well kept.

HARDINGE F. GIFFARD, } *Commissioners*
 SIDNEY COUPLAND, } *in*
 } *Lunacy.*