

The seventy-sixth annual report of James Murray's Royal Asylum, Perth.

Contributors

James Murray's Royal Asylum for Lunatics.
Urquhart, A. R.
MacPherson, John.
Thomson, Eric M.

Publication/Creation

Perth : Printed by J. Young & Sons, 1903.

Persistent URL

<https://wellcomecollection.org/works/hdm2fzg2>


License and attribution

Conditions of use: it is possible this item is protected by copyright and/or related rights. You are free to use this item in any way that is permitted by the copyright and related rights legislation that applies to your use. For other uses you need to obtain permission from the rights-holder(s).




Wellcome Collection
183 Euston Road
London NW1 2BE UK
T +44 (0)20 7611 8722
E library@wellcomecollection.org
<https://wellcomecollection.org>

THE
SEVENTY-SIXTH
Annual Report
OF
JAMES MURRAY'S
Royal Asylum,
Perth.



PERTH:
PRINTED BY J. YOUNG & SONS, 66 WATERGATE
1903.



Digitized by the Internet Archive
in 2018 with funding from
Wellcome Library

<https://archive.org/details/b30317265>

Incorporated by



Royal Charter.

James Murray's Royal Asylum, Perth.

Chairman.

The Right Hon. The Earl of Mansfield.

Directors Ex-Officio.

His Grace The Duke of Atholl, Lord-Lieutenant of the County.

Andrew Jameson, Esq., Sheriff of the County.

John David Sym, Esq., Sheriff-Substitute of the County.

Thomas Love, Esq., Lord Provost of the City of Perth.

Duncan Macnab, Esq., Lord Dean of Guild, Perth.

Robert Brand, Esq., First Bailie, Perth.

Tom Crawford, Esq., Convener of Trades, Perth.

D. M. Mackay, Esq., President of the Society of Solicitors, Perth.

Rev. P. R. Landreth, Minister of West Church Parish, Perth.

Life Directors.

H. Macduff-Duncan, Esq. of
Damside.

The Right Hon. The Earl of
Mansfield, Scone Palace.

John Thomas, Esq., Solicitor,
Perth.

Sir Robert Pullar, Perth.

Annual Directors.

Albert Butter, Esq., Perth.

R. W. R. Mackenzie, Esq.,
Stormontfield.

James T. Sellar, Esq., W.S.,
Perth.

Rufus D. Pullar, Esq., Braham,
Perth.

Lt.-Col. E. R. Stewart Richardson
of Ballathie.

George A. Miller, Esq., W.S.,
Perth.

Robt. Kinloch, Esq., W.S., Perth.

James D. Lumsden, Esq., Hunt-
ingtowerfield, Perth.

W. H. Cox, Esq. of Snaigow,
Dunkeld.

Major W. L. Mercer of Hunting-
tower, Perth.

Adam Steel, Esq. of Blackpark,
Fairmount, Perth.

James Coates, Esq., Pitcullen
House, Perth.

Committee of Management.

The Earl of Mansfield.

Thomas Love, Esq.

John Thomas, Esq.

Sir Robert Pullar.

Albert Butter, Esq.

Robt. Kinloch, Esq.

Adam Steel, Esq.

James Coates, Esq.

Joint Secretaries and Treasurers.

Messrs. Mackenzie & Dickson, Solicitors, Perth.

Auditors.

Messrs. J. & R. Morison, Perth.

Asylum Staff.

Physician Superintendent.

A. R. Urquhart, M.D., F.R.C.P.E.

Assistant Medical Officer.

Eric M. Thomson, M.B., Ch.B.

Chaplain.

Rev. John W. Henderson. B.D.

Matrons.

Miss Finch, at the Asylum.

Miss Bryson, at Kincarrathie.

Chief Attendant and Storekeeper.

Mr. W. Henry.

At JAMES MURRAY'S ROYAL ASYLUM,
the 8th day of June, 1903.

At the Annual General Meeting of Directors of
the Asylum, held in terms of the Royal
Charter,—John Thomas, Esq., presiding :

Inter alia—

THE Annual Statements of Accounts were laid on
the table and, having been circulated amongst the
Directors, were held as read.

The Report of the Committee of Management was
read by the Secretary.

Dr. Urquhart's Report was held as read, having been
previously circulated.

The Chaplain made his Annual Report.

Mr. Thomas, as Chairman, moved—That the Reports
now submitted be approved of and recorded in the
Minute-Book of the Corporation ; and that the same, or a
suitable abstract thereof, be printed and circulated under
the supervision of Dr. Urquhart and the Secretaries,
which, having been seconded by Mr. Macduff, was unani-
mously agreed to.

Mr. Bernard moved—That the following be elected
Annual Directors, in place of those retiring, viz. :—W. H.
Cox, Esq. of Snaigow ; Major W. L. Mercer of Hunting-
tower ; Adam Steel, Esq. of Blackpark ; and James
Coates, Esq., Pitcullen House, Perth ; and that Messrs.
Steel and Coates be added to the Managing Committee ;
and this, being seconded by Mr Lumsden, was agreed to.

On the motion of Sheriff Sym, The Earl of Mansfield was re-elected Chairman for the ensuing year.

The List of Directors now stands as printed on page three.

On the motion of Mr. Rufus D. Pullar, it was unanimously resolved that the Meeting re-appoint Messrs. Mackenzie & Dickson as Secretaries and Treasurers of the Institution, and that the Chaplain, Auditors, and Matron be re-elected.



REPORT by MANAGING COMMITTEE to ANNUAL
GENERAL MEETING OF DIRECTORS OF
JAMES MURRAY'S ROYAL ASYLUM, 8th
June, 1903.

THE Committee have now the pleasure of submitting the Seventy-Sixth Report on the affairs of the Asylum.

The Annual Statement of Accounts prepared by the Auditors, Messrs. J. & R. Morison, and now laid on the table, shows the position of the Institution at 31st March, 1903. The total Revenue for the year was - £13,943 8 1
and the total Expenditure, - 13,356 1 11

showing a surplus of - £587 6 2

The yearly income per patient was £99 11s 11d, and the yearly expenditure £95 8s on the average.

The sum received for Patients' Board was £12,365 10s 6d, which exceeds last year by £339 13s 7d. The average from 1864 to 1902, inclusive, is £6,619 10s.

The patients on the registers at 1st April, together pay £12,825, being an average board rate of £89 1s 3d.

The ordinary minimum board rate for out-county patients is £84 per annum, but during the past year 40 patients from the City and

County of Perth were maintained at rates varying from £20 to £52, in exercise of the charitable powers conferred on the Directors by the Charter.

The Farm Accounts, which, as usual, will be found with the other Financial Statements, show a surplus of £215 10s 5d. The quantity of milk supplied during the year was 9297 gallons.

The Accounts for the Garden show a deficit of £54 8s 4d.

The Annual Directors who retire at this time are :—

ATHOLL MACGREGOR, Esq.

ALEX. MACDUFF, Esq.

ALFRED W. COX, Esq.

J. MACKAY BERNARD, Esq.

The following names are suggested to fill the vacancies :—

W. H. COX, Esq. of Snaigow.

Major W. L. MERCER of Huntingtower.

ADAM STEEL, Esq. of Blackpark.

JAMES COATES, Esq., Pitcullen House.

And the following to be put on the Managing Committee :—

Messrs. STEEL and COATES.

REPORT of the PHYSICIAN SUPERINTENDENT
for the Year ending 31st March, 1903,
presented at the ANNUAL MEETING OF
DIRECTORS, 8th June, 1903.

I HAVE the honour to present the Seventy-Sixth Annual Report, together with Tables of Medical and General Statistics.

General
Statistics.

On the 1st April, 1902, there were 143 persons on the Registers of the Asylum.

Fifty-six were admitted during the year, of whom 28 were men and 28 women.

Forty-six were discharged, 22 men and 24 women.

The number of deaths was 10, 6 men and 4 women.

The total number of cases under treatment was 199, and the average daily number on the books 140.

On the 31st March, 1903, there remained 76 men and 67 women—total, 143—exactly the same numbers as those with which the year began.

At the close of the year there were 13 voluntary patients, 8 male and 5 female. Eight were resident at Kincarrathie, 1 at the Cottage, and 2 at Mount Tabor Cottage. Two were absent on pass.

The average rate of the admissions from 1865 till 1901 inclusive is 31 per annum. This year 56 cases have been entered on the Registers of the Asylum, 8 more than in 1902. But of these 56, 2 men were transferred from the Register of Voluntary Patients to the General Register.

The Admissions.

This number of admissions has only once been equalled, in the year 1899. It is relatively large, amounting to more than one-third of the average population of the Institution. It would have been still larger had it been possible to accommodate all for whom admission was desired. In the circumstances, as reported last year, other arrangements were suggested, and the limited space at disposal was reserved in so far as possible for acute cases of mental disorder. The work of the Asylum has been carried on under exceptional conditions, and again the proportion of acute cases was greater than anticipated in building the Hospital Wings, where these are almost always treated.

Consumptive
Shelters.

The erection of two shelters for consumptive patients, as authorised at the Annual Meeting of Directors last year, has afforded some extension of the accommodation; and it is well that they were promptly built, as one or other has been occupied by phthisical cases since they were opened. Unfortunately the number of these patients continues high as compared with former years, and there are now five under active treatment for tuberculosis. Our experience of these shelters has been favourable, and points to an extension of open-air treatment of other patients than those for whom they were specially designed. It is reported from America that tent-life has been found beneficial to those of degraded health; and, no doubt, this new method will have practical consideration on an extended scale in the immediate future. We have found it advantageous in a few selected cases who have much improved in health

and appearance while resting in bed in bright and airy surroundings.

The West Villa is now approaching completion, New Villas. and to some extent will enable us to reduce the number of occupied beds in the main building. This has been urgently required for some time past, and it will be also possible to reorganise the administrative centre of the main building, which has long been cramped and inconvenient. The Board Room is overcrowded at the weekly reunions for amusements, and I suggest that the Browne Gallery should be altered for this purpose, beginning the work there as soon as convenient. This means an enlargement of the facilities for serving meals and more accommodation for visitors. The great increase in the number of patients and staff has rendered it necessary to undertake these improvements. It is late in the day to advocate associated amusements in the winter evenings, but it is more than ever imperative that they should be conducted with due regard to hygiene and safety. I trust that the Directors will sanction these alterations, the greater part of which can be done best by our own staff.

Forty-six patients were received for the first time; 5 returned relapsed, after having been discharged recovered; and 3 returned, having been found unsuitable for home care. Four were transferred from other Asylums, and 3 more had previously been in other Asylums. Of the 54 persons admitted, 46 were found subject to physical diseases more or less severe; and 5 died within a short time after reception owing to the

fatal and incurable maladies under which they laboured on admission. The average age on admission was 43·3 years (compared with 42·2 in 1902), and 9 were over 60 years of age (the same number as in 1902).

Causes of
Insanity.

The causes of insanity as discovered on admission were ascertained, more or less precisely, in reference to each case. Twenty-five were hereditarily predisposed to mental derangement, while 6 belonged to families of neurotic tendencies, and the male parents of 4 were alcoholic. Twelve had been subjected to mental stress of a severe nature, but 10 of these presented such a family history as showed that they were inherently unable to withstand the anxieties under which they had succumbed. Six patients suffered from severe attacks of influenza within a short time previous to the mental disorder.

Curability.

The number of curable cases admitted may be stated at 25, making allowance for possible improvement in certain doubtful cases, and of these 17 have left recovered or are already convalescent. Twenty-nine were indubitably in hopeless condition in this respect, owing to advanced degenerative diseases of vital organs or congenital defects. Ten had previous attacks of insanity, and 6 were of such a nature that periodicity of disease had been established. Five were readmitted for the second time, and three for the third time, and two for the fifth time.

Of those who were admitted during the first attack of insanity 11 men and 10 women were received within three months of the inception of

their malady: of those who were admitted relapsed, 5 men and 3 women were received within three months of the recurrence of their malady. These, broadly, constitute the curable cases.

The usual list of physical diseases was noted Physical Diseases. as causative of, or complicating the mental malady, especially diseases of the heart and digestive system, and the effects of alcoholism or other toxic agencies. Six men and four women were admitted suffering from the effects of chronic alcoholism. Of these 3 had become technically insane, and 7 were received as voluntary patients. When the antecedent facts were ascertained, however, it was found that only 1 had become insane owing to this single cause. Two were hereditarily predisposed to insanity, and at least three had near relatives who were also habitual drunkards.

Those admitted came from the following Former Residences of Admissions. localities:—Twelve from Perth, 9 from the County of Perth, 1 from Edinburgh, 7 from Glasgow, 1 from Forfarshire, 7 from Fife, 12 from other parts of Scotland, and 5 from England. No applications from the City or County of Perth were refused. As in former years, due consideration was shown to indigent patients of the class and from the locality prescribed by the Charter of Incorporation, but four such applications from other parts of the country could not be entertained.

The general Recovery Rate of the Asylum The Recoveries. during the years 1865-1902 inclusive is 35·58. This year it is 21·42 (compared with 37·5 last

year) on the total number of admissions—25·0 for men and 25·0 for women. Altogether, 12 patients left the Institution restored to health.

The
Unrecovered.

Of those persons (34) discharged unrecovered, 5 were transferred to other Asylums in the hope of change proving beneficial, and 12 were sent to other Asylums, being unable to pay the minimum Rate of Board charged here. Three were returned to family life with good results; 8 were removed against advice with untoward results; 1 was sent to private care. Three have been readmitted here, and the subsequent history of 2 remains doubtful.

The Deaths.

The percentage of Deaths on the average numbers resident was 7·10, the average rate of the Institution being 5·97. The actual number of deaths was 10, as compared with 3 last year. Two died of chronic disease of the kidneys, with organic degeneration of the brain; one of senile decay, exhausted by general eczema; three of phthisis; one of stricture of the bowel; one of stone in the kidney; one of exhaustion of acute mania; and one by suicide. The last-mentioned had been under care here for six years, and had made repeated attempts to end her life, giving the impression that she thereby desired to attract attention to her miseries. The fatal event occurred just at a time when she would surely be missed within a few moments, and at first the nurses could not believe that she could have destroyed herself, as she was almost immediately found apparently standing by an open window, yet hanging to the sash by a strip of blanket, with her

knees slightly bent. During the year 24 cases were under special care on account of marked suicidal tendencies, giving rise to continuous anxiety, although the staff is numerically strong. Five patients were admitted labouring under the fatal maladies which inevitably terminated in death. All these were absolutely incurable as regards mental condition. One had been a patient here for 33 years. The average age at death was 51. Nine *post-mortem* examinations were made, and accurate records preserved. Five of special importance were submitted for the opinion of Dr. Ford Robertson, Pathologist to the Scottish Asylums.

The average daily numbers on the books during the year were:—Certified male patients, 70·23; female, 61·22; Voluntary male, 5·57; female, 3·77. Total, 140·79. This shows an increase of 2·40 compared with last year, and an increase of 48·06 over the average daily number since 1864, which is 93·93. The lowest number for any one day (137) occurred on the 1st May, 1902, and the highest (145) on the 7th June, 1902. This is also the highest number at any date since the State-supported patients were removed to Murthly.

The following statement is of interest, having been sent to the General Board of Lunacy relative to the domicile of patients resident here on 31st March, 1901, when the last census was taken:—

County of Aberdeen,	7;	Argyll,	1;	Ayr,	3;
Banff,	1;	Clackmannan,	3;	Dumbarton,	1;
Dumfries,	1;	Edinburgh,	15;	Elgin,	3;
Fife,	8;				

Forfar, 14 ; Haddington, 1 ; Inverness, 2 ;
 Lanark, 13 ; Linlithgow, 1 ; Nairn, 2 ; Perth, 35 ;
 Ross, 2 ; Stirling, 4 ; Sutherland, 1 ; England, 9 ;
 Ireland, 1 ; others, 4. Total, 132.

Resident
 Patients.

I regret to have again to report that the patients remaining resident on the 31st March were in a most unfavourable condition in respect of curability. Not more than 12 were at all likely to recover. Eleven were of suicidal tendencies, and 15 were dangerous to others. Six were epileptic, and two laboured under general paralysis. Twenty-two were over 60 years of age, besides fourteen who had passed 70.

Consideration of the cases under care resulted in a statement of chronic and hopeless disease. Sixty-five suffered from more or less severe bodily disorders, of the nature already indicated. A very small proportion laboured under acute forms of insanity, and most of these suffered from recurrent attacks. No fewer than 100 were greatly impaired in mental condition or were affected by fixed and limited delusions.

Accidents.

There were three accidents during the year which should be mentioned. A gentleman in a state of desperation split his scalp by butting against the corner of a wall ; an old lady going downstairs missed a step and fractured her thigh ; a young lady sustained a fracture of the forearm in a struggle to get out at an open door.

Escapes.

Two patients escaped—one by smashing the shutter and window of a strong-room, and another by a window, the sash of which had been removed

during the progress of repairs in the gallery. The former was brought back from Perth within a short time; the latter remained at home, her parents hoping that she might recover there. In the course of a few weeks, however, she returned to Perth and asked the police to bring her back to the Institution, where she remained until finally removed by her father.

The occupations and amusements of the patients have been maintained as formerly, and full details will be found in *Excelsior*. Besides the usual affairs of the garden and grounds, extensive alterations have kept working patients fully employed throughout the year, especially in connection with the new north terrace and the chapel.

Occupations and Amusements.

In regard to associated amusements, I have to acknowledge much kindly aid—specially to Mr. Graves' Opera Company for their performance of the "Gondoliers," to Mr. Bryson and his Orchestra, the Corporation Band, and the Dundee Comedy Club.

The average daily number of those usefully employed was 95. There were 488 drives, by 44 patients. 496 visits were paid to patients during the year. 47 patients were entrusted with liberty on parole, 21 being permitted to walk beyond the grounds unattended.

The Register of Restraint and Seclusion shows entries referring to one patient under surgical treatment, to the use of the wet pack in three cases, and to one suffering from post-epileptic mania,

Restraint.

pending other measures—he having wrecked two rooms in his frenzy.

General Health. The general health of the establishment has been good, although not entirely free from epidemic disorder. Influenza appeared in the closing months of 1902 in a mild form. Only a few patients suffered. An isolated case of erysipelas was reported, and also a case of German measles in a member of the staff.

Elie. Thirty-six patients were at Elie last year, the house having been open from May till November.

General Management. The general management of the Institution has been carried on as usual. A new feature is the monthly inspection of the establishment by individual Members of the Committee, who are thus brought into intimate contact with the patients and the conditions under which they live. This resumption of an old established rule cannot fail to be productive of good results.

At the date of last Annual Report the foundations of the West Villa had been prepared for the builders, and the substructure of the Chapel had been excavated. Now the villa is almost completed, and the chapel has been carried nearly as far as the old materials serve. The East Villa is well advanced, and these buildings have been so far erected without noteworthy modification of plans or increase of contract price.

A new Roadway from the farm has been formed, entering by a gateway opposite the West Hospital, and the grounds are coming into shape.

A Meldrum Furnace has been fitted to Boiler No. 2, and, so far, has been effective in supplying steam in sufficient quantity, with less production of smoke and a probability of some saving on the coal account.

The North Stair has been completely altered and renewed, lighted from the roof, and formed so as to contain a lift in the centre. The housemaid's pantry is now lighted and ventilated by the shaft where the lift formerly worked.

The Drains in connection with the West Villa have been laid and connected with the main sewer.

Much papering and painting has been done in various parts of the establishment, fire-proof paint having been used as appeared necessary. There have also been extensive renewals of carpets and linoleum.

Works in progress include the adapting of the underground tunnels to the requirements of the new villas. Gas, water, and steam have been brought down one tunnel, and it is proposed to use the other as a means of access. The rubbish from the Browne Gallery above referred to will be required to complete this improvement.

The outstanding alterations and improvements have been charged as follows :—

North Stair and Pantry,	£159	9	10
Consumptive Shelters, ...	183	11	5
Galleries M. and F. 4, ...	96	9	8
	<hr/>		
	£439	10	11
	<hr/>		

The amount expended on the New Villas is shown in the Financial Statement.

Garden and
Farm.

The Gardener reports on an unsatisfactory year. The garden crops were poor, and the cold sunless spring has not permitted the usual work to proceed. There was no seed in the ground on the 31st March. On the other hand, the hay crop on the farm was excellent, and not yet exhausted. It was found advisable to line the roof of the piggery with wood, as the pigs seemed to be suffering from cold. Two died of an undetermined disease. The gardener suggests that part of his men's time should be charged to the farm account, as there is now more labour on it; and also that the main sewer should be made good through the field which is to be taken over from the tenant in autumn. Some 200 loads of gravel were carted during the year, in addition to the ordinary requirements.

The Staff.

I regret to have to report many changes in the Nursing Staff. Ten attendants and ten nurses resigned in the course of the year. Nearly half of these were for the sake of change. Among the men the police service seems attractive, while the nurses are more faithful to their profession and leave chiefly to pursue it in general hospitals or nursing homes. I trust that it will be found practicable before long to provide the married attendants with houses on the estate. Two attendants resigned owing to ill health, two were discharged for misconduct, two absconded, and only one left on promotion. Two were found unsuitable.

Ten nurses resigned—three to prosecute their profession elsewhere, two were required at home, one left owing to ill health but has since returned.

The result of these changes is that seven attendants and eleven nurses can show over two years' service. It is quite different with the artisans—no fewer than thirteen have been here for more than two and the majority for many years. The difficult, dangerous, and trying nature of the duties of the nursing staff deserve the widest recognition, and their position should be rendered as attractive as possible. I suggest that the night nurses should have a house for themselves when the Directors are in a position to undertake the building of the cottages for the Staff which has been so long delayed.

At the examinations held in May, 1902, the following gained the Certificate of the Medico-Psychological Association :—Nurses Margaret Sutherland and Elizabeth Corlett, and Attendant James Stalker ; and at the examination held in November, 1902, Nurses Grace W. Guthrie and Cecilia Molumby. A full list of those who have passed these examinations since the first year of their inception is given on page 23. I have to thank Dr. Bruce and Dr. Turnbull for kindly acting as assessors on these occasions. Dr. Thomson has also instituted competitive examinations, with the result that Nurse Grace Guthrie took the first place and Nurse Morison the second in that division, while Attendant Tasker took the first place among the men.

I regret to have to report that Miss Macfarlane felt it necessary, owing to ill health, to resign her position at Kincarrathie after a service of six years. Otherwise there has been no change among the officers of the Asylum.

The Reports of the Visiting Commissioner in Lunacy are herewith presented.

In conclusion, I beg to thank the Directors for their kindness during another onerous year of office.

A. R. URQUHART.

*Names of Attendants and Nurses who have gained the
Certificate of the Medico-Psychological Association—*

1891 JAMES SMITH. ⁷	1899 MARY MORISON. ²
ROBERT KNIGHT. ¹	LOUISA CHAMBERS. ⁴
WM. D. PENNYCOOK. ⁸	MARY MACKINTOSH. ⁴
ISABELLA SCOTT. ¹	NELLIE ROBERTSON. ³
ALICE MARY JAMIESON. ⁶	1900 HELEN J. PATILLO. ⁴
1894 JOHN BROWN. ⁶	MARGARET CHAMBERS. ¹
HELEN CRAIG. ³	JANE GUTHRIE. ⁶
JEAN ANNE GLEGG. ²	ANNE COUTTS. ²
1896 ANNE LOW. ²	MARGARET A. KELLAS. ⁴
JANE E. GOULBOURN. ³	ALEXANDER KETHEL. ²
BARBARA PIRIE. ⁴	1901 JESSIE H. HUNTER. ¹
NELLIE G. SMITH. ⁶	ISABELLA SKEEN. ⁴
ANNIE M. URQUHART. ⁶	ELLEN BAXTER. ⁴
1897 ANNE DARLINGTON. ²	CLARA J. L. JOHNSTONE. ¹
BARBARA CRUICKSHANK. ³	CHRISTINA FORD. ⁶
HARRIET TAYLOR. ⁵	JOHN CAMERON. ⁶
1898 JAMES CAIRNS. ²	DONALD MACLEISH. ¹
1899 DAVID DUNCAN. ⁶	1902 MARGARET SUTHERLAND. ⁴
JOHN M'LAGAN. ¹	ELIZA CORLETT. ¹
ALEXR. W. THORNLEY. ¹	JAMES F. STALKER. ⁶
CAROLINE FLETCHER. ⁴	GRACE W. GUTHRIE. ¹
CHRISTIAN B. LUMSDEN. ⁴	CECILIA MOLUMBY. ¹

¹Remains in this service.

Hospital Nursing.

⁶Otherwise engaged.

⁸Died in this service.

²Private Nursing.

³Married.

⁵Chief Nurse, Aberdeen Royal Asylum.

⁷Head Attendant, Glasgow Royal Asylum.

*Names of those who have gained the Morison Medal for
meritorious attendance on the Insane—*

ADAM SMITH.

JAMES GOWANLOCK.

THOMAS WHYTE.

DAVID ROBERTSON.

DUNCAN MENZIES.

JANE LAWRENCE.

TABLE

Showing Changes in the Population of the Asylum during the Year ending 31st March, 1903.

						Certificated		Voluntary.		TOTAL.
						M.	F.	M.	F.	
1st April, 1902.	{	Resident in the Asylum,				69	58	5	2	134
		Remaining on Pass,	0	1	1
		Remaining at the Cottage,				1	0	0	0	1
		Remaining at Kincarrathie,				1	5	0	0	6
		Remaining at Mount Tabor,				0	1	0	0	1
Total number on Asylum Books,						71	64	5	3	143
						Certificated		Voluntary.		TOTAL.
						M.	F.	M.	F.	
Cases Admitted—										
First Admissions,						15	21	6	4	46
Not First Admissions,						5	3	2	0	10
Total Cases admitted during the year,						20	24	8	4	56
Total Cases under care during the year,						91	88	13	7	199
						Certificated		Voluntary.		TOTAL.
						M.	F.	M.	F.	
Cases discharged and died—										
Recovered,						4	6	1	1	12
Relieved,						8	10	1	0	19
Not Improved,						5	6	3	1	15
Died,						6	4	0	0	10
Total Cases Discharged and Died during the year,						23	26	5	2	56
31st March, 1903.	{	Total number on Asylum Books,				58	62	8	5	143
		Remaining on Pass,				0	2	0	0	2
		Remaining at the Cottage,				1	0	0	0	1
		Remaining at Kincarrathie,				3	5	0	0	8
		Remaining at Mount Tabor,				0	1	0	1	2
Resident in the Asylum,						64	54	8	4	130
Officers, 5 ; Attendants, 20 ; Nurses, 21 ; Artisans, 14 ; Servants, 19.										
						Certificated.		Voluntary.		TOTAL.
						M.	F.	M.	F.	
Average numbers on Books during the year,						70·23	61·22	5·57	3·77	140·79
Lowest number resident, 1st May, 1902,						69	59	5	4	137
Highest number resident, 7th June, 1902,						73	63	5	4	145
Persons under care during the year,						87	87	13	7	194
Persons admitted during the year,						19	24	8	4	55
Persons discharged recovered during the year,						4	6	1	1	12
Transferred from other Asylums,						1	2	0	1	4
Transferred to other Asylums,						7	9	1	0	17
Percentage of Recoveries on Admissions,						20	25	12·5	25	21·42
Percentage of Deaths on average numbers resident,						8·54	6·53			7·10

REPORTS

OF THE

COMMISSIONERS IN LUNACY

FOR THE YEAR.

REPORT BY DR. JOHN MACPHERSON.

JAMES MURRAY'S ROYAL ASYLUM,
Perth, 15th and 17th December, 1902.

SINCE the Asylum was last visited the following changes have occurred in the population :—

	M.	F.	Totals.
I. Certificated Patients—			
On Register at 30th May, 1902, -	72	62	134
Admitted, - - - -	11	14	25
Discharged recovered, - -	0	3	3
Discharged unrecovered, -	8	10	18
Died, - - - - -	4	2	6
On Register 15th December, 1902,	71	61	132
II. Voluntary Inmates—			
Resident at last visit, - - -	6	4	10
Admitted, - - - - -	4	1	5
Left, - - - - -	3	1	4
Resident at this visit, - - -	7	4	11

There are in all 143 patients—78 gentlemen and 65 ladies—in the Asylum at present, all of whom, with the exception of 1 gentleman, who

was out on pass, were seen in the course of the visit. For several years the numbers resident have been gradually increasing, and there is an apparent tendency towards congestion in some parts of the Institution. The two new detached villas, which are making progress towards completion, can, as Dr. Urquhart points out, only contain a limited number of patients each, and that of a class who are mentally superior, and who are able to pay high rates of board. Like other Royal Asylums, this Institution does charitable work in receiving patients belonging to the middle classes at comparatively low rates of board, and the demand for the admission of these patients is an increasing one. Not only so, but it is understood that an increasing number of senile patients, and of patients who require, on account of frailty and infirmity, constant attention and nursing, is being sent to the Asylum. It is therefore evident that in the course of time some further provision for such cases will become necessary.

The deaths are registered as due to tuberculosis in 2 cases, and to senility, intestinal obstruction, kidney disease, and suicide, in 1 case each. The death by suicide occurred in the case of a lady who had been for six years in the Asylum, and who, though under observation on account of a suspected tendency towards self-destruction, was not believed to entertain serious intentions in that direction. While the nurse was busy with the other duties, she managed, unobserved, to slip from the sick room into an adjoining lavatory, and hang herself with a piece of cloth from the window sill.

Post mortem examinations were made in five

out of the six cases of death. In the case in which no examination was made, permission to hold it had been refused.

There are 36 entries in the Register of Restraint and Seclusion referring to the restraint of 4 persons. Thirty-one of these applications were made for surgical reasons, and two of the entries refer to the employment of the wet pack for medical purposes.

The entries in the Register of Accidents are all descriptive of minor and apparently trifling injuries or marks of injury.

The Register of Changes among Officers, Attendants, and Servants shows that, so far as regards the nursing staff only, 6 men and 3 women have resigned; 2 men have been dismissed; and 8 men and 5 women have been engaged.

The Asylum presented throughout the usual aspect of good order and comfort. This is largely due to the constant attention which is given to repairs, structural alterations of the interior, and replacement of fittings. A new staircase from the administrative block to the first floor is in the course of erection, and promises to be of great service. Alongside of it a lift connecting the kitchen with the dining-rooms is being erected. One of the new villas is nearly completed, the other has not yet been roofed in.

As to the patients, there was more contentment and less excitement than might be expected among a similar number of mentally afflicted persons, many of whom are unable or unwilling to recognise the reason for their detention.

The medical work of the Institution, judged

from the state of the Case Books and other records, continues to receive from the medical staff that amount of attention which its importance deserves. A highly interesting and apparently valuable investigation into the heredity of insanity and the allied neurosis undertaken by Dr. Urquhart and his assistant, Dr. Thomson, is sufficiently far advanced to deserve notice.

The Books and Registers were examined and found correct.

JOHN MACPHERSON,

Commissioner in Lunacy.

REPORT BY DR. JOHN MACPHERSON.

JAMES MURRAY'S ROYAL ASYLUM,
Perth, 15th June, 1903.

THE following statement shows the changes which have taken place in the population of the Asylum since last visit :—

	Voluntary Inmates.		Certified Patients.		Totals.
	M.	F.	M.	F.	
On the Register 15th Dec., 1902,	7	4	71	61	143
Admitted, - - -	3	2	13	10	28
Left, - - - -	6	2	0	0	8
Discharged recovered, -	0	0	1	5	6
Discharged unrecovered,	0	0	5	3	8
Died. - - - -	0	0	1	4	5
On Register at 15th June, 1903,	4	4	77	59	144

The deaths are registered as due to the following diseases—namely, organic disease of the brain, disease of the bladder and kidneys, pneumonia, exhaustion from acute mania and phthisis. Post mortem examinations were made in four instances.

There are five entries in the Register of Accidents, two of which only, a fracture of the humerus and a fracture of the femur, are of a sufficiently serious nature to be noticed here. These two accidents were due to such fortuitous circumstances as are, despite ordinary precautions, liable to occur from time to time among people who are physically and mentally unable to take care of themselves. A record of the occurrence of minor accidents and bruises has for many years been kept in this Asylum.

There are no entries in the Register of Restraint and Seclusion.

The new villas are making satisfactory progress. One of them is completed, except the furnishing, and will shortly be ready for the reception of patients. The internal structure, fittings, and general arrangement of this villa are characterised by simplicity, elegance and utility in design, and excellent taste in the harmony of the colours of the walls and the wood-work. Between the two villas, and directly in front of the main Asylum, a new chapel is being erected. The chapel, which is to be a small edifice, is understood to be of the Scottish fourteenth century style of architecture, and will, judging from the drawings, which have been largely prepared by Dr. Urquhart, form a pleasing ornamental feature in the Asylum grounds. The two villas and the

chapel are to be connected by means of an underground passage with the main building, which will permit of easy inter-communication in bad weather, and through which food and other commodities can be readily conveyed to the villas from the main Asylum.


The state of the general health of the inmates of the Institution was very satisfactory. Two gentlemen and 7 ladies were confined to bed, most of them on account of acute mental excitement or mental depression. Two very well constructed wards, one on each side of the Institution, have recently been erected for the open-air treatment of phthisis. As there are at present, fortunately, no patients in the Institution requiring treatment of this kind, Dr. Urquhart has utilised these wards for the bed treatment of patients lapsing into dementia, and whose habits are degraded. This form of open-air treatment, which in America is known as "Tent life for the insane," has in that country, where it was first introduced, given surprisingly good results, and so far Dr. Urquhart is satisfied with the improvement produced in the cases subjected to treatment. The result of the experiment in this Asylum may probably be important. The patients exhibited generally all the appearances which suggest careful attention, and a full consideration of their individual wants. In a population of this kind, composed largely of patients belonging to the better classes of society, circular insanity and recurrent mania are the preponderating forms of mental affection. A more than usual number of the inmates were, on the occasion of the present visit, passing through the excited form of these maladies, and it was not

therefore surprising that complaints and demands for release should have been numerous.

The medical work of the Institution continues to be assiduously carried on, and the observations of the Medical Officers are systematically recorded with much accuracy.

The Books and Registers were examined, and found correct.

JOHN MACPHERSON,
Commissioner in Lunacy.



1902.

STATISTICAL TABLES OF THE MEDICO-
PSYCHOLOGICAL ASSOCIATION.

PREPARED BY DR. ERIC M. THOMSON.

(These Tables do not include Voluntary Patients).

TABLE 1

Showing the Admissions, Re-Admissions, Discharges, and Deaths during the Year ending 31st December, 1902

	M.	F.	T.	M.	F.	T.
In the Asylum, 1st January, 1902, ...				69	60	129
Cases Admitted—						
First Admissions,	20	22	42			
Not First Admissions,	3	4	7			
Total Cases Admitted,				23	26	49
Total Cases under care during the year,				92	86	178
Cases Discharged and Died—						
Recovered,	4	3	7			
Relieved,	9	11	20			
Not Improved,	4	6	10			
Died,	5	4	9			
Total Cases Discharged and Died, ...				22	24	46
Remaining in the Asylum, 31st December, 1902,				70	62	132
Average resident during the year,				70·27	61·55	131·83
Persons* under care during the year,†				92	84	176
Persons admitted ,,				23	24	47
Persons recovered ,,				4	3	7
Transferred‡ to this Asylum,				0	4	4
Transferred from this Asylum,				5	9	14

* Persons, *i.e.*, separate persons, in contradistinction to "cases," which may include the same individual more than once.

† Total cases, minus re-admissions of patients discharged during the current year.

‡ Patients transferred from one Asylum to another, even when re-certified, are to be regarded as transfers.

TABLE 1a

Showing (1) the Previous Attacks among Persons admitted during 1902, and (2) the Number of Times they had previously Recovered in this or any Asylum

(1) Number of Previous Attacks	Persons		
	Male	Female	Total
Have had One Attack,	6	5	11
„ Two Attacks,	2	2	4
„ Three or more Attacks,	1	3	4

(2) Number of Times Patients Recovered	In this Asylum			In any Asylum		
	M.	F.	T.	M.	F.	T.
Once,	1	1	2
Twice,	1	1	2	0	1	1
Thrice or more,	1	0	1	0	1	1

TABLE 2

Showing the Admissions, Re-admissions, Discharges, and Deaths for
the Thirty-Eight Years from the 1st of January, 1865, to the
31st December, 1902

	M.	F.	T.	M.	F.	T.
Number resident, January 1st, 1865,				37	34	71
Persons Admitted during the period of 38 years,	471	443	914			
Re-admissions,	89	104	193			
Total Cases Admitted,				560	547	1107
Total Cases under care during the 38 years, ...				597	581	1178
Cases Discharged and Died—						
Recovered,	171	192	363			
Relieved,	167	158	325			
Not Improved,	73	80	153			
Died,	116	89	205			
Total Cases Discharged and Died,				527	519	1046
Remaining 31st December, 1902,				70	62	132
				M.	F.	T.
Average resident during the 38 years,				46.68	43.48	90.97
Transferred to this Asylum,				74	64	138
Transferred from this Asylum,				113	97	210

TABLE 2a

Showing the Admissions and Recoveries of Persons* from 1st January, 1865, to 31st December, 1902 (a period of Thirty-Eight Years)

History of Recoveries of Persons				The same, only omitting all Persons transferred from other Asylums		
	M.	F.	T.	M.	F.	T.
Persons Admitted during 38 years,	471	443	914	428	410	838
Of whom were Discharged Recovered during the same period, being 33·26 per cent. of Persons Admitted,	149	155	304	141 (per cent. 34·48)	148	289
Of whom were Re-admitted Relapsed,† ...	36	43	79	32	40	72
Leaving Recovered Persons who have not Relapsed,	113	112	225	109	108	217
Relapsed Persons Discharged Recovered,‡ ...	24	24	48	24	23	47
Net Recovered Persons, § being 29·86 per cent. of Persons Admitted,	137	136	273	133 (per cent. 31·50)	131	264

* Persons, *i.e.*, separate persons, in contradistinction to "cases," which may include the same individual more than once.

Re-admission applies only to re-admission into this Asylum.

† *i.e.*, Persons who have relapsed one or more times.

‡ *i.e.*, After last re-admission, if relapsed one or more times.

§ *i.e.*, Recovered persons sane at the present time so far as the Asylum statistics show.

TABLE 3:—Showing the Admissions, Discharges, and Deaths, per cent. of the Admissions, for each Year since

Year	Admitted			DISCHARGED									Died		
				Recovered			Relieved			Not Improved					
	M.	F.	T.	M.	F.	T.	M.	F.	T.	M.	F.	T.	M.	F.	T.
1827-1864	722	746	1468	262	361	623	97	114	211	158	129	287	168	108	276
1865.....	13	9	22	4	3	7	5	2	7	2	7	9	1	0	1
1866.....	12	6	18	4	6	10	5	4	9	2	1	3	2	2	4
1867.....	15	7	22	3	3	6	5	2	7	0	0	0	5	1	6
1868.....	12	14	26	4	3	7	2	0	2	1	2	3	1	3	4
1869.....	22	18	40	4	4	8	7	2	9	2	2	4	3	0	3
1870.....	10	17	27	5	4	9	2	3	5	4	7	11	2	4	6
1871.....	9	25	34	3	6	9	4	6	10	4	4	8	2	6	8
1872.....	13	9	22	4	4	8	2	1	3	3	4	7	1	2	3
1873.....	8	9	17	3	3	6	2	3	5	5	5	10	2	2	4
1874.....	6	13	19	3	2	5	3	6	9	2	2	4	2	3	5
1875.....	5	8	13	2	3	5	1	2	3	1	0	1	4	3	7
1876.....	10	7	17	2	5	7	0	1	1	0	3	3	3	3	6
1877.....	8	6	14	2	0	2	5	3	8	5	1	6	0	0	0
1878.....	2	7	9	1	6	7	1	2	3	2	2	4	1	0	1
1879.....	9	10	19	2	2	4	0	1	1	1	0	1	2	2	4
1880.....	10	16	26	2	6	8	2	1	3	0	0	0	4	1	5
1881.....	10	7	17	5	5	10	2	7	9	1	0	1	3	1	4
1882.....	6	10	16	1	0	1	3	4	7	2	3	5	4	1	5
1883.....	21	14	35	6	8	14	2	2	4	2	3	5	2	2	4
1884.....	11	18	29	3	5	8	4	3	7	3	1	4	2	5	7
1885.....	14	16	30	2	4	6	5	6	11	1	4	5	2	1	3
1886.....	19	15	34	9	5	14	9	6	15	3	1	4	1	1	2
1887.....	18	28	46	7	11	18	3	10	13	0	4	4	2	1	3
1888.....	17	19	36	5	7	12	6	7	13	0	2	2	1	2	3
1889.....	12	12	24	3	7	10	6	9	15	0	0	0	6	2	8
1890.....	16	19	35	2	6	8	7	2	9	3	0	3	4	3	7
1891.....	16	18	34	6	8	14	7	4	11	1	1	2	6	5	11
1892.....	18	14	32	2	7	9	3	4	7	4	1	5	4	5	9
1893.....	20	14	34	12	7	19	6	4	10	1	0	1	3	3	6
1894.....	21	14	35	7	5	12	3	5	8	2	0	2	7	2	9
1895.....	19	20	39	6	8	14	5	7	12	1	2	3	2	1	3
1896.....	23	17	40	10	6	16	6	7	13	3	3	6	3	3	6
1897.....	22	18	40	9	10	19	3	3	6	1	2	3	4	3	7
1898.....	22	19	41	4	7	11	11	4	15	1	0	1	5	2	7
1899.....	29	10	39	5	3	8	9	6	15	1	2	3	7	3	10
1900.....	21	18	39	7	1	8	8	2	10	3	1	4	6	4	10
1901.....	18	20	38	8	9	17	4	6	10	2	4	6	2	3	5
1902.....	23	26	49	4	3	7	9	11	20	4	6	10	5	4	9
For 38 yrs.	560	547	1107	171	192	363	167	158	325	73	80	153	116	89	205
Gen. Totals	1282	1293	2575	433	553	986	264	272	536	231	209	440	284	197	481

with the mean Annual Mortality and Proportion of Recoveries
 the opening of the Asylum, 30th of June, 1827

Remaining 31st December in each year			Average Number Resident			Percentage of Recoveries on Admissions			Percentage of Deaths on Average Number Resident		
M.	F.	T.	M.	F.	T.	M.	F.	T.	M.	F.	T.
37	34	71	73'13	62'30	135'4	36'28	48'39	42'43	5'66	4'36	5'05
38	31	69	39'60	34'00	73'60	30'77	33'33	31'82	3'21	...	1'36
37	21	58	37'09	24'80	61'89	33'33	100'00	55'55	5'39	8'02	6'46
39	25	64	39'67	25'46	65'13	20'00	42'85	27'27	12'60	3'92	9'21
43	31	74	38'08	30'09	68'17	38'46	15'38	26'92	2'62	9'97	5'87
49	41	90	45'77	40'56	86'33	18'18	22'22	20'00	6'55	...	3'47
46	40	86	48'54	41'75	90'29	50'00	23'53	33'33	4'12	9'58	6'64
42	43	85	45'65	41'87	87'52	33'33	24'00	26'47	4'38	14'27	9'13
45	41	86	42'92	41'10	84'02	30'77	44'44	36'36	2'32	4'86	3'57
41	38	79	42'70	40'64	83'34	37'50	33'33	35'29	4'68	4'92	4'79
37	37	74	37'39	41'23	78'62	50'00	15'38	26'31	5'35	7'27	6'35
34	37	71	36'36	34'19	70'55	40'00	37'50	38'46	11'00	8'77	9'92
39	32	71	36'87	37'16	74'03	20'00	71'42	41'17	8'14	8'10	8'10
35	34	69	36'83	34'41	71'24	25'00	...	14'28
32	31	63	33'18	35'74	68'92	50'00	85'71	77'77	3'01	...	1'45
36	36	72	34'13	33'79	67'72	22'22	30'00	26'31	5'83	5'92	5'88
38	44	82	37'80	38'93	76'73	20'00	37'50	30'76	15'82	2'56	6'43
37	38	75	38'12	40'58	78'70	50'00	71'42	58'82	7'87	2'46	6'43
33	40	73	31'58	40'95	72'53	16'66	...	6'25	12'60	2'44	6'89
42	39	81	38'24	42'00	80'24	28'57	57'14	40'00	5'20	4'76	4'99
41	43	84	41'88	40'57	82'45	27'25	27'77	27'58	4'75	12'07	8'48
45	44	89	44'18	44'93	89'11	14'28	25'00	20'00	4'52	2'44	3'37
42	46	88	44'70	44'73	89'43	47'32	33'33	41'17	2'23	2'23	2'23
48	48	96	44'45	50'00	94'45	38'88	39'28	39'13	4'49	2'00	3'17
53	49	102	49'15	47'52	96'67	29'41	36'84	33'33	2'03	4'20	3'10
50	43	93	51'43	45'55	96'98	25'00	58'33	41'66	11'08	4'40	8'24
50	51	101	49'28	45'76	95'04	12'50	31'58	22'85	8'11	6'55	7'36
46	51	97	49'59	50'24	99'83	37'50	44'44	41'18	13'04	9'80	11'34
51	48	99	48'09	52'44	100'53	11'11	50'00	28'12	8'31	9'53	8'95
49	48	97	46'78	48'16	94'94	60'00	50'00	55'90	6'41	6'22	6'31
51	50	101	51'11	49'60	100'71	33'30	35'71	34'28	13'69	4'03	8'93
56	52	108	53'54	51'70	105'24	31'60	40'00	35'90	3'73	1'93	2'93
57	50	107	55'47	50'27	105'74	43'47	30'70	40'00	5'40	5'96	5'67
62	50	112	60'24	50'23	110'47	40'90	55'55	47'50	6'64	5'97	6'33
63	56	119	72'07	52'23	124'30	18'18	36'82	27'80	6'93	3'82	5'68
70	52	122	66'89	53'23	120'12	17'24	33'33	20'51	10'46	5'63	8'32
67	62	129	67'26	54'28	122'14	33'33	5'55	20'51	8'92	7'36	8'17
69	60	129	67'08	60'56	127'65	44'44	45'00	44'73	2'98	4'95	3'13
70	62	132	70'27	61'55	131'82	17'39	11'53	14'28	7'11	6'49	6'82
Average or Percentage			46'68	43'48	90'97	30'53	35'10	32'79	6'53	5'61	5'92
			59'90	52'89	113'19	33'79	42'76	38'28	6'22	4'63	5'56

TABLE 4:—Showing the History of the Annual Admissions
the Numbers of each Year remaining on the

Year	Admitted					Of each Year's Admissions Discharged and Died in 1902.											
	First Time		Not First Time		Tot.	Recovered			Relieved			Not Improved			Died		
	M.	F.	M.	F.		M.	F.	T.	M.	F.	T.	M.	F.	T.	M.	F.	T.
1827 to 1864	625	601	97	145	1468
1865	9	9	4	0	22
1866	11	3	1	3	18
1867	12	6	3	1	22
1868	10	11	2	3	26
1869	19	15	3	3	40	1	0	1
1870	7	12	3	5	27
1871	8	22	1	3	34
1872	12	7	1	2	22
1873	5	7	3	2	17
1874	5	9	1	4	19
1875	3	7	2	1	13
1876	10	5	0	2	17
1877	7	6	1	0	14
1878	2	6	0	1	9
1879	9	9	0	1	19
1880	9	15	1	1	26
1881	9	5	1	2	17
1882	6	9	0	1	16
1883	20	11	1	3	35
1884	9	14	2	4	29
1885	12	11	2	5	30
1886	17	13	2	2	34
1887	14	22	4	6	46
1888	12	11	5	8	36
1889	12	10	0	2	24
1890	13	15	3	4	35
1891	13	14	3	4	34	0	1	1
1892	13	13	5	1	32
1893	18	11	2	3	34	0	1	1
1894	17	9	4	5	35
1895	15	12	4	8	39
1896	15	16	8	1	40	0	1	1	0	1	1
1897	22	17	0	1	40
1898	20	16	2	3	41	1	0	1	1	0	1
1899	23	10	6	0	39	1	0	1	1	0	1
1900	17	15	4	3	39	0	1	1	0	1	1
1901	16	18	2	2	38	2	0	2	5	4	9	0	1	1	1	1	2
1902	20	22	3	4	49	2	3	5	4	3	7	2	4	6	1	2	3
Tot. for 38 Years	471	443	89	104	1107	4	3	7	9	11	20	4	6	10	5	4	9
General Totals,	1096	1044	186	249	2575	4	3	7	9	11	20	4	6	10	5	4	9

ce 30th June, 1827, with the Discharges and Deaths and
st December of the Year reported on

Total Discharged and Died of each Year's Admissions to 31st December, 1902												Remaining on 31st December, 1902			Year.
Recovered			Relieved			Not Improved			Died						
I.	F.	T.	M.	F.	T.	M.	F.	T.	M.	F.	T.	M.	F.	T.	
52	367	629	105	116	221	167	140	307	186	123	309	2	0	2	1827 to 1864
5	4	9	5	4	9	1	1	2	2	0	2	0	0	0	1865
3	3	6	5	1	6	0	1	1	4	1	5	0	0	0	1866
5	1	6	3	4	7	3	2	5	3	0	3	1	0	1	1867
5	4	9	4	2	6	1	4	5	2	4	6	0	0	0	1868
5	3	8	8	6	14	4	5	9	5	4	9	0	0	0	1869
2	8	10	3	1	4	2	3	5	3	4	7	0	1	1	1870
4	6	10	1	6	7	3	6	9	1	7	8	0	0	0	1871
4	3	7	3	3	6	2	1	3	3	2	5	1	0	1	1872
2	3	5	2	3	5	3	3	6	1	0	1	0	0	0	1873
3	4	7	1	5	6	0	1	1	2	3	5	0	0	0	1874
1	1	2	3	3	6	1	2	3	0	2	2	0	0	0	1875
3	3	6	4	1	5	1	1	2	2	2	4	0	0	0	1876
2	1	3	1	3	4	4	2	6	1	0	1	0	0	0	1877
1	4	5	0	2	2	0	1	1	1	0	1	0	0	0	1878
1	6	7	2	1	3	2	1	3	2	1	3	2	1	3	1879
3	4	7	3	8	11	1	1	2	3	3	6	0	0	0	1880
5	4	9	1	1	2	3	2	5	1	0	1	0	0	0	1881
2	2	4	2	4	6	0	1	1	1	2	3	1	1	2	1882
4	6	10	7	1	8	3	1	4	5	6	11	2	0	2	1883
3	5	8	3	6	9	2	3	5	3	4	7	0	0	0	1884
5	6	11	6	6	12	1	0	1	1	1	2	1	3	4	1885
9	5	14	8	7	15	0	2	2	1	0	1	1	1	2	1886
6	10	16	3	10	13	2	2	4	2	1	3	5	5	10	1887
5	8	13	6	9	15	0	1	1	4	1	5	2	0	2	1888
2	4	6	7	4	11	0	0	0	2	3	5	1	1	2	1889
3	9	12	4	4	8	2	0	2	4	4	8	3	2	5	1890
4	10	14	7	6	13	3	2	5	1	0	1	1	0	1	1891
10	6	16	5	6	11	1	1	2	1	1	2	1	0	1	1892
5	5	10	3	4	7	1	1	2	9	1	10	2	3	5	1893
9	7	16	4	3	7	2	2	4	2	2	4	4	0	4	1894
7	9	16	3	4	7	0	1	1	3	3	6	6	3	9	1895
10	5	15	5	3	8	3	2	5	3	3	6	2	4	6	1896
7	4	11	6	5	11	3	2	5	5	3	8	1	4	5	1897
3	10	13	7	3	10	3	1	4	3	0	3	6	5	11	1898
8	0	8	9	4	13	3	0	3	5	3	8	4	3	7	1899
7	4	11	5	4	9	1	3	4	5	0	5	3	7	10	1900
6	6	12	6	6	12	1	3	4	1	1	2	4	4	8	1901
2	3	5	4	3	7	2	4	6	1	2	3	14	14	28	1902
171	186	357	159	156	315	64	69	133	98	74	172	70	62	132	Tot. for 38 Years
33	553	986	264	272	536	231	209	440	284	197	481	70	62	132	General Totals,

TABLE 4 (contd.)

Summary of Total Admissions							Male	Female	Total
Percentage of Cases Recovered,	33.79	42.76	38.28
„ „ Relieved,	20.59	21.14	20.81
„ „ Not Improved,	18.01	16.17	17.12
„ „ Died,	22.16	15.24	18.67
„ „ Remaining,	5.47	4.79	5.12
							100	100	100

TABLE 5

Showing the Causes of Death, with the Ages at Death, during the Year 1902

Cause of Death	Between 25 and 30			Between 30 and 35			Between 40 and 45			Between 45 and 60			Between 60 and 75			Between 75 and 95			Totals		
	M.	F.	T.	M.	F.	T.	M.	F.	T.	M.	F.	T.	M.	F.	T.	M.	F.	T.	M.	F.	T.
Influenza,	0	1	1	0	1	1
Phthisis,	1	0	1	1	0	1	1	0	1	3	0	3
Bright's Disease,	1	0	1	1	0	1
Renal Calculus and Pyelitis,	0	1	1	0	1	1
Senile Debility,	1	0	1	1	0	1
Intestinal Obstruction,	0	1	1	0	1	1
Suicide,	0	1	1	0	1	1
Total,	1	0	1	1	0	1	2	2	4	1	2	3	5	4	9

TABLE 6

Showing the Length of Residence in those Discharged Recovered
and in those who have Died during the Year 1902

Length of Residence						Recovered			Died		
						M.	F.	T.	M.	F.	T.
Under 1 Month,	1	0	1	1	0	1
1 Month and under $\frac{1}{2}$ Months,	1	3	4	0	1	1
3 Months	„	6	„	0	2	2
6	„	„	9	„
9	„	„	1 Year,	1	0	1
1 Year	„	2 Years,	1	0	1
2 Years	„	3	„	1	0	1
3	„	„	4	„
4	„	„	5	„	1	0	1
5	„	„	10	„	0	1	1
Over 10 Years,	1	0	1
Total,	4	3	7	5	4	9

TABLE 7

Showing the Duration of the Disorder on Admission in the Admissions
Discharges, and Deaths, during the Year 1902

CLASS	Admissions			Discharges						Deaths			
				Recovered			Removed Relieved or otherwise						
	M.	F.	T.	M.	F.	T.	M.	F.	T.	M.	F.	T.	
FIRST CLASS													
First attack, and within 3 months on admission,	10	9	19	1	1	2	7	3	10	1	2	3	
SECOND CLASS													
First attack above 3, and within 12 months on admission,	1	5	6	3	4	7	0	1	1	
THIRD CLASS													
Not first attack, and within 12 months on admission,	8	7	15	3	1	4	2	5	7	1	0	1	
FOURTH CLASS													
First attack or not, but of more than 12 months on admission,	3	5	8	0	1	1	1	5	6	2	1	3	
FIFTH CLASS													
Congenital,	1	0	1	1	0	1	
Total,	23	26	49	4	3	7	13	17	30	5	4	9	

TABLE 8

Showing in Quinquennial Periods the Ages of those Admitted, Recovered, and Died during the Year 1902, and of those remaining on 31st December, 1902

	Admissions			Recovered			Deaths			Remaining		
	M.	F.	T.	M.	F.	T.	M.	F.	T.	M.	F.	T.
15 years and under 20 years,
20	2	0	2	3	0	3
25	4	1	5	6	1	7
30	2	4	6	4	4	8
35	1	4	5	2	9	5	14
40	1	2	3	2	6	5	11
45	1	1	2	11	6	17
50	2	2	4	11	4	15
55	6	3	9	8	11	19
60	2	2	4	2	7	9
65	2	4	6	4	5	9
70	0	1	1	3	8	11
75	2	1	3
80	0	2	2	0	4	4
85	0	1	1
90	1	0	1
95
Total,	23	26	49	4	3	7	5	4	9	70	62	132

TABLE 9

showing the condition as to Marriage in the Admissions, Recoveries,
and Deaths during 1902, and of Patients Resident 31st
December, 1902

Condition in reference to Marriage	Admissions			Recovered			Deaths			Patients Resident, Dec. 31st, 1902		
	M.	F.	T.	M.	F.	T.	M.	F.	T.	M.	F.	T.
Single, ...	15	11	26	3	0	3	4	3	7	57	41	98
Married, ...	7	11	18	0	3	3	1	0	1	9	11	20
Widowed, ...	1	4	5	1	0	1	0	1	1	4	10	14
Total, ...	23	26	49	4	3	7	5	4	9	70	62	132

TABLE 10

Showing the Probable Causes of Insanity in the Persons admitted during
the Year 1902

M., 23; F., 26; T., 49

Causes				Predisposing Causes							
				Hereditary						Previous Attacks	
				Insanity			Neuroses				
	M.	F.	T.	M.	F.	T.	M.	F.	T.	M.	F.
STRESS FROM WITHOUT—											
1, 2, 5, <i>a</i> Mental Strain and Worry,	7	4	11	1	2	3	2	1	3	1	1
Domestic Trouble, ...	0	1	1	0	1	1
Religious Excitement, ...	1	0	1	1	0	1	1	0
STRESS FROM WITHIN—											
3, 4, 5 Alcoholism, ...	3	1	4	1	0	1	1	0
3 Bright's Disease, ...	1	0	1	1	0
Epilepsy, ...	1	0	1
<i>a</i> Syphilis ...	1	0	1
<i>c</i> Diplegia, ...	0	1	1
Sepsis, ...	0	2	2	0	1	1	0	1	1
Toxæmia, ...	0	1	1
Bodily Disorders, ...	0	1	1
<i>c</i> Amenorrhœa, ...	0	2	2
Puerperal, ...	0	2	2	0	1	1	0	1
Shock, ...	1	0	1	1	0	1	1	0
Senility, ...	0	2	2	0	2	2
6 Climacteric, ...	0	1	1	0	1	1	0	1
2 Adolescence, ...	1	0	1
Fright, ...	0	1	1	0	1	1
<i>b</i> Physical Overstrain, ...	1	0	1
4 Cerebral Degeneration, ...	1	0	1	1	0	1
Sexual Excess, ...	1	0	1	1	0	1
1, 6 Influenza, ...	4	2	6	2	1	3	0	1	1	1	1
Degeneracy, ...	1	0	1
<i>b, c</i> Self-Abuse (Sexual) ...	1	1	2
No Exciting Cause assigned, ...	4	8	12	1	6	7	3	2	5	0	4
PREDISPOSING INFLUENCES—											
Previous Attacks, ...	6	8	14	5	4	9	6	8
Neurotic Heredity, ...	5	5	10	5	5	10
Insane Heredity, ...	9	16	25	9	16	25	5	4

NOTE.—The *figures* and *letters* in the margin, each referring to a single case, indicate *combinations* of causes. The former refer to *persons predisposed* to insanity, the latter to those who have *not had a previous attack* and in whom no *history of heredity* has been ascertained.

TABLE 12

Showing Occupation of Patients admitted during the
Year 1902

MALES				FEMALES			
Clergyman,	I	Gentlewomen,	9				
Grocer,	I	Housewives,	II				
Retired Cashier,	I	School Teacher,	I				
Retired Farmer,	I	Governess,	I				
Clerks,	2	Lady's Maid,	I				
Ropemaker,	I	Music Teacher,	I				
Mason,	I	Domestic Servant,	I				
Horse-Hirer,	I	Dressmaker,	I				
Farmers,	6						
Joiners,	2						
Shoemaker,	I						
Insurance Agent,	I						
Framemaker,	I						
Commercial Traveller,	I						
No Occupation,	2						
Total,	23	Total,	26				

TABLE 13

Showing Bodily Condition of Admissions

							Male	Female	Total
Good Bodily Condition,	11	6	17
Fair	„	„	7	13	20
Bad	„	„	5	7	12
Total, ...							23	26	49

Murray's Royal Asylum.

REVENUE AND EXPENDITURE ACCOUNT

FOR YEAR ENDING 31st MARCH, 1903.

REVENUE.

I. Board of Patients, per Record Book,	...	£12,365	10	6
II. Patients for use of Carriage,	...	357	13	0
III. Farm Receipts,	...	705	13	7
IV. Garden Receipts,	...	300	11	1
V. Discounts on Tradesmen's Accounts,	...	43	8	6
VI. Bank Interest, &c., received,	...	57	15	8
Total Revenue,		£13,830	12	4

EXPENDITURE.

I. House Expenses—				
Provisions,	...	£4,437	4	10
Fuel,	...	468	10	7
Lighting,	...	205	7	1
Furnishings, Fittings, &c.,	...	700	9	7
Amusements and Petty Outlays,	...	145	13	11
Sum of House Expenses,		£5,957	6	0
II. Salaries and Wages,	...	3,391	11	9
III. Repairs and Improvements,	...	1,328	18	1
IV. Rent, Taxes, and Insurance,	...	618	10	1
V. Stationery, Postages, and Advertising,	...	154	4	1
VI. Sinking Fund, Interest, &c.,	...	754	17	5
VII. Carriage Account,	...	327	17	11
VIII. Farm Payments,	...	467	17	2
IX. Garden Account,	...	354	19	5
Total Expenditure,	...	13,356	1	11
Excess of Receipts,	...	£474	10	5
Add Receipts from Elie Account,	...	112	15	9
Nett Excess of Receipts,		£587	6	2

FARM ACCOUNT.

Valuation of Stocking, 31st March, 1902, £261 0 0
 Stock purchased during year—

Cows,	£101	12	6	
Pigs,	26	3	0	
Poultry,	0	14	6	
				128 10 0

Wages, Feeding Stuffs, and Accounts,	331	14	4	
Taxes and Insurance,	7	12	10	
Rent (31½ acres at 30/-),	47	5	0	

£776 2 2

Sales of Produce—

Cows and Calves,	£65	15	9	
Cattle,	26	18	2	
Pigs,	108	8	9	
Pork,	33	16	0	
Fowls,	17	17	2	
Milk, at 10d per gal.,	387	7	6	
Eggs,	26	2	9	

£666 6 1

Rent of Fields,	39	7	6	
Carting for Asylum,	21	14	0	

£727 7 7

Valuation of Stocking at 31st March,

1903,	264	5	0	
--------------	-----	---	---	--

991 12 7

Balance in favour of Farm, ...	£215	10	5	
--------------------------------	------	----	---	--

State of the Funds of Murray's Royal Asylum, Perth,

As at 31st March, 1903.

I. Asylum and Grounds, as formerly,	£40,000	0	0
II. Asylum Farm, do.	5,500	0	0
III. Furniture and Furnishings (Asylum and Kin- carrathie),	3,000	0	0
IV. Physician's House and Furniture, as formerly, ...	2,300	0	0
V. "The Gables," Elie, as formerly,	1,288	0	0

Sum, £52,088 0 0

New Villas, payments on account of, ... 2850 13 5

£54,938 13 5

Deduct Borrowed Money, &c., as follows:—

Amount borrowed on Bonds, £8,500 0 0

Note.—£600 paid off during year.

Due Treasurers on Sinking Fund Account, 92 10 0

Union Bank of Scotland A/C—

Due Bank, 781 8 7

9,373 18 7

Remains, £45,564 14 10

Add the following Balances:—

Board Arrears, to be recovered, ... £362 9 5

Patients' Outlays, do. ... 579 1 10

Treasurers' Balance per Cash Book, 11 8 10

953 0 1

Amount of Funds, £46,517 14 11

N.B.—Amount of Funds at 31st March, 1902, was ... £45,436 18 9

Add as follows:—

Excess of Receipts for past year, p. within Account, £587 6 2

Debt Sinking Fund, included in year's Expenditure, 493 10 0

1080 16 2

As above, £46,517 14 11

SUPERANNUATION FUND ACCOUNT, as at 31st March, 1903.

1. Capital Account.

May 15, 1902.

From Trustees of David Mackinlay, Esq. of Cordon—Legacy
to form the nucleus of a Superannuation Fund, ... £1000 0 0

Cost of £44 Gt. Indian Peninsula Railway B Annuity, p. acct., 980 12 7

Capital Balance in Bank on Dep. Receipt, March, 1903, £19 7 5

2. Revenue Account.

Propn. of Annuity on Gt. Ind. Pen. Rail. Stock at June 30, 1902, £2 11 4

Half-year's Annuity on do. do. at Dec. 31, 1902, 14 5 6

In Bank on Deposit Receipt, March 31, 1903, ... £16 16 10

Incorporated by



Royal Charter.

JAMES MURRAY'S ROYAL ASYLUM, PERTH.

THIS Asylum is healthily situated amidst picturesque surroundings, on the Hill of Kinnoull, in the immediate vicinity of Perth. It stands in the midst of extensive Pleasure-Grounds, surrounded by the fields of the Home Farm, and commands unrivalled views, extending over the valley of the Tay to the range of the Grampians. The central position of Perth makes it accessible from all parts of Scotland.

Being an Endowed Institution and a Chartered Corporation, under the management of a statutory Board of Directors who have no pecuniary interest in its prosperity, the profits on each year's transactions have been devoted to modernising and perfecting the original fabric of the Asylum, in order to render it an efficient Hospital, as well as a comfortable Home, for all classes of Private Patients.

An important supplement to the resources of the Institution is the erection of two new wings for the reception of Acute Cases. These have been fitted with every modern improvement in the means of treatment of the Insane.

Since 1885, the Directors have also taken on lease the beautifully situated Mansion-House of Kincarrathie, in the neighbourhood of, but distinctly separated from, the Asylum. It has been in use as a Convalescent Home and for Patients of the Higher Class suffering from the milder forms of mental disorder. "Seven Gables," Elie, was purchased for the use of the Patients in 1893, and Mount Tabor Cottage has been taken on lease for the accommodation of those requiring separate treatment. The various buildings of the Establishment at Perth are connected with the National Telephone Company.

The Distinctive Features of this Institution are, that it receives no Paupers; that Ladies are employed as Nurses; that it contains a limited number of Patients, permitting of Individualised Treatment; and that it is developed as a Central Hospital for the treatment of acute and difficult cases, with Succursal Houses for those less seriously affected, thus permitting of the classification of patients according to their mental condition. Special attention is devoted to the occupation of the Patients; there are ample means of Amusement; and the utmost liberty, with due regard to safety, is accorded. Carriages are kept for the use of those Patients for whom such exercise is desirable.

No Publicity is implied in the proceedings connected with the admission of Patients, nor in the term "Royal Asylum."

The Directors have every confidence in referring the friends of those requiring treatment to the Reports of the Commissioners in Lunacy.

Owing to the increase in the number of those resident in the main Institution and the succursal houses, it has become necessary to draw special attention to that part of the prospectus which requires that due notice must be given to Dr. Urquhart before a patient is received or removed. Pending the erection of two new villas, the admission of patients depends upon vacancies occurring from time to time.



