

The fifteenth annual report of the Committee of Visitors of the joint lunatic asylum, at Abergavenny, for the counties of Monmouth, Hereford, Brecon, Radnor, and city of Hereford, for the year 1867.

Contributors

United Counties' Lunatic Asylum (Abergavenny, Wales)
Clive, Archer.
McCullough, David M.
Davies, William G.
Browning, Samuel.
Forster, John, 1927-1982.
Wilkes, James, 1932-

Publication/Creation

Abergavenny : Printed by J.S. Meredith, 1868.

Persistent URL

<https://wellcomecollection.org/works/z2v4qszf>

License and attribution

This work has been identified as being free of known restrictions under copyright law, including all related and neighbouring rights and is being made available under the Creative Commons, Public Domain Mark.

You can copy, modify, distribute and perform the work, even for commercial purposes, without asking permission.



Wellcome Collection
183 Euston Road
London NW1 2BE UK
T +44 (0)20 7611 8722
E library@wellcomecollection.org
<https://wellcomecollection.org>

THE FIFTEENTH ANNUAL REPORT

OF THE

Committee of Visitors

OF THE

JOINT LUNATIC ASYLUM,

AT ABERGAVENNY,


FOR THE COUNTIES OF

Monmouth, Hereford, Brecon, Radnor,

AND

CITY OF HEREFORD,


For the Year 1867.



ABERGAVENNY:

PRINTED BY J. S. MEREDITH, BOOKSELLER, BOOKBINDER AND
STATIONER, STAMP OFFICE, CROSS STREET.

1868.



Digitized by the Internet Archive
in 2018 with funding from
Wellcome Library

<https://archive.org/details/b30314513>

CONTENTS.

	PAGE
Committee of Visitors and Officers	4
Visiting Rota	5
Committee of Visitors' Report	7 to 9
Commissioners' Report	10 to 13
Medical Superintendent's Report	14 to 18
Chaplain's Report	19 to 22
Statistical Tables	23 to 35
Table of Lunatics and Idiots not in the Asylum for the last 14 years	36
Table of Patients in the Asylum for the last 14 years.....	37
Table of Patients in the Asylum on the 1st January, 1867.....	38
Table of Patients in the Asylum on the 1st January, 1868	39
Table of Lunatics and Idiots not in the Asylum on the 1st January, 1868 ...	40
Summary of Lunatics and Idiots chargeable to Counties and City of Hereford	41
Dietary Table	42
Needlework done by Female Patients	43
Salaries and Wages	44
Contract Prices, 1866 and 1867	45
Valuation of Farming Stock, 1866 and 1867	46 to 47
General Farm Account	48 to 49
Financial Accounts	50 to 56
Estimated Value of Stock on Farm, &c.	57
Balance Sheet of General Account—1866 and 1867	58 to 59
Average Cost per Head per Week—1866 and 1867	60 to 61
Abstract of Maintenance Account—1866 and 1867	62
Financial Position of Maintenance Account—1866 and 1867.....	63
Calls made on County and City Treasurers—1866 and 1867	64
Tailors and Shoemakers' Work, &c.	65

Committee of Visitors and Officers

FOR THE YEAR 1868.

S. R. BOSANQUET, Esq., CHAIRMAN.
JOHN FREEMAN, Esq., DEPUTY CHAIRMAN.

COUNTY OF MONMOUTH.

The Hon. J. F. Clifford Butler.	The Rev. James Farquhar.
S. R. Bosanquet, Esq.	Colonel Byrde.
J. A. Herbert, Esq.	S. Courthope Bosanquet, Esq.
Samuel Homfray, Esq.	W. R. Stretton, Esq.
G. R. Greenhow Relph, Esq.	J. C. Hill, Esq.
The Ven. Archdeacon Crawley.	A. D. Berrington, Esq.

COUNTY OF HEREFORD.

John Freeman, Esq.	Capt. J. H. Griffiths.
The Rev. Archer Clive.	Thomas Freke Lewis, Esq.
The Rev. D. J. George.	Colonel Feilden.
The Rev. G. H. Cornwall.	R. H. Capper, Esq.
The Rev. C. L. Eagles.	Major Heywood.

COUNTY OF BRECON.

Sir J. R. Bailey, Bart., M.P.	Robert Raikes, Esq.
Penry Williams, Esq.	Thomas Davies, Esq.
Henry Allen, Esq.	J. P. Gwynne Holford, Esq.
Martyn J. Roberts, Esq.	W. H. West, Esq.

COUNTY OF RADNOR.

Sir Harford J. J. Brydges, Bart.	The Rev. W. Jones Thomas.
The Rev. Sir G. F. Lewis, Bart.	E. M. Evans, Esq.
The Rev. R. Lister Venables.	R. Green Price, Esq., M.P.
The Rev. James Davies.	

CITY OF HEREFORD.

J. Jay, Esq. | Major Gen. J. W. Goldsworthy. | C. Lingen, Esq.

CRAWSHAY BAILEY, Esq., Treasurer.

OFFICERS.

D. M. M'CULLOUGH, M.D., Superintendent.
T. ALGERNON CHAPMAN, M.D., Assistant Medical Officer.
The Rev. W. G. DAVIES, B.D., Chaplain.
ALEXANDER WADDINGTON, Esq., Auditor.
SAMUEL BROWNING, Clerk to the Visitors and Clerk and Steward.
AMELIA BISHOP, Housekeeper.

House Committee Visiting rota.

FEBRUARY, 1868.

The Rev. C. L. EAGLES, Vicarage, Longtown, Abergavenny.
The Rev. J. FARQUHAR, Llanthewy Rectory, Abergavenny.
The Rev. D. J. GEORGE, Trelough, Hereford.

* MARCH

CAPT. GRIFFITHS, The Weir, Hereford,
THOMAS DAVIES, Esq., Newadd, Crickhowell.
MAJOR-GENERAL J. W. GOLDSWORTHY, Ailstone Hill, Hereford.

APRIL.

The Rev. ARCHER CLIVE, Whitfield, Hereford.
G. R. G. RELPH, Esq., Beech Hill, Uske.
CAPTAIN GRIFFITHS, The Weir, Hereford.

MAY.

S. R. BOSANQUET, Esq., Dinastow Court, Monmouth.
The Rev. J. FARQUHAR, Llanthewy Rectory, Abergavenny.
THOMAS DAVIES, Esq., Newadd, Crickhowell.

* JUNE.

The Rev. ARCHER CLIVE, Whitfield, Hereford.
S. R. BOSANQUET, Esq., Dinastow Court, Monmouth.
SAMUEL HOMFRAY, Esq., Glenuske, Newport.

JULY.

The Rev. C. L. EAGLES, Vicarage, Longtown, Abergavenny.
CAPT. GRIFFITHS, The Weir, Hereford.
THOMAS DAVIES, Esq., Newadd, Crickhowell.

AUGUST.

G. R. G. RELPH, Esq., Beech Hill, Uske.
MARTYN J. ROBERTS, Esq., Pendarren, Crickhowell.
The Rev. J. DAVIES, Moor Court, Kington.

SEPTEMBER.

S. R. BOSANQUET, Esq., Dinastow Court, Monmouth
The Rev. J. FARQUHAR, Llanthewy Rectory, Abergavenny.
The Rev. J. DAVIES, Moor Court, Kington.

* OCTOBER

The Rev. A. CLIVE, Whitfield, Hereford.
MARTYN J. ROBERTS, Esq., Pendarren, Crickhowell.
The Rev. D. J. GEORGE, Trelough, Hereford.

NOVEMBER.

SAMUEL HOMFRAY, Esq., Glenuske, Newport.
G. R. G. RELPH, Esq., Beech Hill, Uske.
MAJOR-GENERAL J. W. GOLDSWORTHY, Ailstone Hill, Hereford.


* DECEMBER.

The Rev. C. L. EAGLES, Vicarage, Longtown, Abergavenny.
The Rev. D. J. GEORGE, Trelough, Hereford.
The Rev. J. DAVIES, Moor Court, Kington.

* JANUARY, 1869.

SAMUEL HOMFRAY, Esq., Glenuske, Newport.
MARTYN J. ROBERTS, Esq., Pendarren, Crickhowell,
MAJOR-GENERAL J. W. GOLDSWORTHY, Ailstone Hill, Hereford.

* General Meetings are held in these Months.



THE FIFTEENTH ANNUAL REPORT
 OF THE
Committee of Visitors
 OF THE
JOINT COUNTIES' LUNATIC ASYLUM,
AT ABERGAVENNY,
 To the several Courts of Quarter Sessions
 FOR THE
UNITED COUNTIES AND THE CITY OF HEREFORD.

The Committee of Visiting Justices of the Joint Counties Asylum, Report that at the last Annual Report :—

There were in the Asylum—	Males	205		
	Females	251	—	456
That there have been	} —	Males	90	
admitted since		Females	67	— 157 — 613
Of whom were discharged—				
Recovered or relieved		56		
Transferred to other Asylums		34		
Escaped		2		
Died		41	—	133
				480

Leaving in the Asylum at present 480—namely, 205 males, and 275 females. The charge for whom has been 9s. 6d.

per week, a sum which owing to the high price of provisions is scarcely sufficient to cover the expenses of their maintenance.

In addition to the above, 115 Patients are inmates of other Asylums, at charges averaging 12s. a week, the excess over 9s. 6d., the cost of maintenance, being defrayed by the respective Counties.

It having been represented to the Committee, by the Visiting Justices of Brecon, that that County and Radnor, not having in the Asylum the number of Patients they are entitled to, and the excess arising entirely from the Counties of Hereford and Monmouth; those two last mentioned Counties ought alone to be charged with the cost of any patients above their maintenance; a motion will be submitted to the next General Meeting of the Visiting Justices, for a rectification of the charges—which it seems only just should be carried. The statement of numbers here made, shews an increase within the last year of 54; namely:—30 males, and 24 Females, the largest increase which has hitherto taken place in any one year, and this, notwithstanding that the admissions have been less, than in the preceeding year. But the recoveries and the mortality have both been below the average.

The Superintendent has directed our attention to the increasing tendency of late years, to send in bed-ridden paralytic patients from workhouses, and elsewhere; this accounts for the increase of numbers, and as this class of patients cannot be transferred to other Asylums, and requires extraordinary attendance, an increase of one attendant has been sanctioned by the Committee.

The Commissioners in Lunacy continue to report most favourably of the General Management of the Asylum, and of the treatment of the Patients; while they notice its overcrowded state, and press for the erection of an additional Asylum. The Committee of Visiting Justices after mature deliberation, resolved that it was expedient that the present union of Counties should be dissolved, and that Monmouth and Brecon should retain the present Asylum, and pay to the County and City of Hereford, and the County of Radnor, the value of their interest therein; these last mentioned and City, will provide another Asylum; the completion of the dissolution is fixed for June, 1871.

A. CLIVE,
CHAIRMAN.

COMMITTEE ROOM,
ASYLUM, 19th December, 1867.

COMMISSIONERS' REPORT.

JOINT COUNTIES' ASYLUM, ABERGAVENNY.

25th NOVEMBER, 1867.

Since this Asylum was visited at the end of October in last year, 175 patients have been admitted, 99 males and 76 females; 104 patients have been discharged, 69 males and 35 females; and there have been 46 deaths, 30 males and 16 females. Among those discharged were 30 transferred under contract to other Asylums: 10 to Denbigh and 20 to Briton Ferry, all Males; the rest, with a very few exceptions, had recovered.

The deaths were all from ordinary causes; the principal being general palsy and epelipsy; diseases of the brain, lungs, and heart: and erysipelas. Two Inquests were held, the cases being disease of the heart, and suffocation in the night during an epileptic fit; and in connection with the latter, observing that the night-watch makes only three night visits, and that this epileptic had not been seen between 2 o'clock and 5, such other arrangements as could ensure more frequent visits during the night to this class of patients, appear to us desirable.

There are to-day in the Asylum 475 patients, 201 Males, and 274 Females; there being also on the books one man absent on leave, and another who escaped on Friday, and has not been brought back. Besides these there are 114 patients belonging to the Joint Counties, lodged out at the Dorset, Denbigh, and Worcester Asylums, and at Vernon House, Briton

Ferry; a Contract having been made with the latter house during the past year for the reception of 50 of either sex, under which 20 males have been already sent, and 10 additional Males having been in the same interval sent to Denbigh. Meanwhile, we have the greatest satisfaction in stating, it has been finally determined that the County and City of Hereford will separate and build for themselves, in the expectation that Radnorshire will join with them, leaving Brecon with Monmouthshire in the present Asylum; and during the last summer the Monmouthshire Visitors have been so fortunate as to obtain, for what appears to be a moderate sum, twenty additional acres adjoining their own land, with three villa residences thereon, available at once for patients, which they will let for use by the Joint Counties up to the period fixed for dissolution of the Union, June, 1871, and which they may afterwards adapt, with excellent effect, as accommodation for a superior class of their own patients. Already one of these residences is tenanted by 11 quiet Female patients; another is being actively fitted up for the reception of 17 more of the same sex and class; and the third, which with the whole of the land will come into possession of the Committee in March next, will be immediately appropriated in the same way.

Pending these judicious arrangements, the wards of the Asylum, which contain to-day seven patients more than the number stated in the last entry as the full complement of what the building even with much crowding would hold, are for the present necessarily overfilled to a degree involving manifest inconvenience. The day-rooms are not large enough, and there are other defects incident to an excess of numbers. Nevertheless we found the Wards generally quiet and orderly

in both divisions, and the patients not only free from excitement, but as to their personal appearance and clothing, especially on the women's side, in a very satisfactory condition for the most part. An unusual number were in bed as we passed through, as many as from 18 to 20 men, and about 15 women; but the feeble and paralytic, form a large proportion here, and seem to receive great attention and care. We were much struck by the comfort and quiet of one of the male wards, (No. 4) in which many paralytic, and some aged and troublesome cases were; and we suggest the divisibility of extending to another ward the system adopted here of a married attendant and his wife.

In the dormitories and single sleeping rooms, the beds and bedding were in excellent order; and the cheerfulness of some of the wards has been increased by fresh papering and painting since the last visit; in the same interval also, two more corridor floors on the female side having been laid with wood instead of cement. The corridors in No. 5 ward in both divisions are now the only ones left in the Asylum that are not of wood, and we trust they will not long be exceptions to the rest; but we think it of *immediate* urgency that the cement floors of two outlying dormitories in these wards should be replaced by wood, being the only sleeping rooms in the building that have this disadvantage.

The arrangements for amusement, by means of associated parties, and the various indoor readings, performances, and singing classes, to which the Chaplain has always given valuable help, are continued with their usual efficiency; and the provision of reading and games in the wards appears to be sufficient. The numbers joining the weekly ball are limited so very much to the small size of the only room

available for it, that a better arrangement in this respect would be a great advantage; two-thirds of the number who might take part in the entertainment being at present wholly excluded. The average attendance at Chapel, necessarily also limited by the existing accommodation, is less than 100 of each sex. The average number employed are about 142 men and 195 women; and we are glad to observe continued effort to increase the workers in the Shoemaker's and Tailor's shops.

As to other matters of statutory enquiry we find that there has been no restraint; and that since the last visit, 45 men have been secluded on 127 occasions, the most part on one occasion only; while 42 women have been secluded on 96 occasions, a majority on one occasion only; the periods of time varying from less than half an hour to a day, and never exceeding the latter. Under medical treatment there are to-day 19 Men and 17 Women, which is four or five above the average; two of the men suffering from fractures of the fore-arm inflicted by a patient, who, by means of a fire shovel taken from the scullery of the ward, injured more or less six of the other inmates. Precautions have been adopted to prevent the recurrence of such an incident; and great care will doubtless in future be used to keep everything that can be employed as a dangerous weapon, out of the reach of patients.

We have again to express a high opinion of Dr. M'Cullough's management of this Asylum, and of the service that is rendered to him by a most efficient assistant officer.

JOHN FOSTER, } Commissioners
JAMES WILKES, } in Lunacy.

R E P O R T
OF
THE MEDICAL SUPERINTENDENT
FOR THE YEAR 1867.

The Medical Superintendent has the honour of submitting to the Committee of Visitors his Report for the year 1867, together with the usual Statistical Tables.

On the 1st of January last, there remained under treatment in this Asylum 460 patients—208 males and 252 females. During the year there have been admitted 158, viz: 90 males and 68 females, being 5 less than in the previous year, and 18 above the average of the ten preceding years.

The total number under treatment during the year, was 618, and the average number resident was 473·1, viz: 210·3 males and 262·8 females. The highest number resident at one time, was 498 in November, and the lowest, 461 in March.

The number discharged recovered was 48—21 males and 27 females, being in the proportion of 30·4 per cent to the admissions. Eight patients were discharged relieved, and

four, in addition to those sent to other Asylums, were discharged not improved.

During the year, 41 deaths have occurred, 29 of males and 12 of females, being in the proportion of 8·7 per cent. of the average number resident. This rate of mortality is about 1·5 per cent. below the average of the previous ten years. This was caused altogether by the very low death-rate amongst the females, which was much lower than in any previous year, and only about half the average rate.

At the beginning of the year, 45 male and 40 female patients were boarded under contract in other Asylums, and during the year it was necessary to provide for 30 more males in the same manner, making a total of 115—75 males and 40 females. Four vacancies caused by death amongst these, two of each sex, were filled up during the year. Including this number here remained at the end of 1867, 598 patients—282 males and 316 females. This is an increase in the year of 29 males and 24 females.

The patients boarded in other Asylums being selected and chronic cases, the mortality amongst them is only about one-half what it is amongst those remaining here. During the past year it was 4·3 per cent., amongst the whole of our patients therefore, the mortality during the year was somewhat less than 8 per cent.

As in the previous year the great increase in the admissions has been amongst the males, the number being 90 as compared with 91 in 1866, and out of these only 40 in each year could be entered as probably curable on admission, being a much smaller proportion than formerly. To illustrate this, which has a most important bearing on the demand for Asylum accommodation at the present time, I subjoin the

numbers of patients in whom there existed on admission a reasonable prospect of recovery, during each of the last ten years:—

Year.	MALES.		FEMALES.	
	Curable.	Incurable.	Curable.	Incurable.
1858	48	22	47	23
1859	41	19	47	15
1860	37	27	56	26
1861	44	30	61	18
1862	35	23	49	19
1863	35	42	50	32
1864	32	25	40	20
1865	39	28	46	20
1866	40	51	50	22
1867	40	50	43	25

The notable fact in this table is, that while there has been little change in the number of curable patients of either sex admitted during the past ten years, and while the number of incurable female patients admitted during the same period, has been remarkably uniform, yet the number of incurable male patients has more than doubled. Why should this be so? Even if it is becoming more and more the practice, as I have so often pointed out, to send in from workhouses and elsewhere an increasing proportion of patients, who were not formerly sent to asylums; why should this affect the male more than the female admissions? The cause is evidently the greater liability of males to general paralysis, and other forms of cerebral diseases. In Table XV it will be seen that 37 males were admitted, during the year, labouring under General Paralysis, Epilepsy, or Congenital Weakness of Mind, while only eight females were admitted labouring under the same forms of disease. These cases require an amount of care which it is difficult to provide in Workhouses, at all events in the small Workhouses of this district, and it is not improbable that the attention now being directed to these

establishments may lead to a still larger proportion of their troublesome and helpless inmates being sent to asylums.

Owing to the very unfavourable nature of the cases admitted, the proportion of recoveries as well as their absolute number has been lower than in any of the ten previous years. Amongst the males the recoveries were 23·3 per cent. of the admissions, and amongst the females 39·7 per cent.

Though the mortality has been low, we have not enjoyed our usual exemption from epidemic disease during the year. In March, at a time when the wards were crowded, and the patients kept much in the house by the great severity of the weather, Erysipelas appeared in the male wards in an epidemic form. Seventeen cases occurred. In five it affected the leg, in every case at the site of old ulceration, and all these died; the others recovered. Six cases of Typhoid Fever also occurred, four on the male and two on the female side of the house, one of the former being fatal. Six cases of Dysentery occurred, five on the male and one on the female side—two of the former were fatal; the others were of a slight character.

The existence of these three diseases in the wards caused much anxiety. Though the cases were at no time numerous, yet so long as the diseases were present there was reason to fear, especially in the crowded state of the house, that the outbreak might become more serious. Every precaution was adopted, and for five months there has been no new case of disease of an epidemic character.

A very important event, during the year, has been the purchase of 20 acres of land adjoining the Asylum, with three houses on it. One of these houses has been occupied for some months by 11 female patients of a quiet class, and the

result is very satisfactory. Another of the houses is almost ready for occupation by a similar class of patients. They are fitted up simply as cottage residences, without any special Asylum arrangements.

At the end of the year, the male patients in the Asylum were four, and the female patients nine in excess of the estimated accommodation. The latter will be provided for in the house which I have just mentioned.

The high rate of admissions, combined with the low percentage of recoveries, and the low mortality, have caused the greatest increase in the numbers which has ever occurred in one year.

I again tender the Committee of Visitors my warm thanks for the support and confidence they give me in the discharge of my duties. From the various officers of the Institution I continue to receive the most kind and valuable assistance.

D. M. M'CULLOUGH.

REPORT OF CHAPLAIN, 1867.

JOINT COUNTIES' ASYLUM, ABERGAVENNY.
January 9th, 1868.

Mr. Chairman and Gentlemen,

I beg leave to lay before you my Fifteenth Annual Report.

In connexion with the daily services in the Chapel, there is nothing to remark but what has already been noticed in previous Reports.

The Holy Communion has been administered as heretofore, to about the same number of recipients, all of whom conducted themselves during the celebration with their wonted propriety.

The number of times best suited for administering the Lord's Supper seems, according to the practice of most County Asylums, four during the year, namely, at Christmas, Easter, Whitsuntide, and some period between that and the Christmas following.

The allowance for the purchase of Bibles, Testaments, and Prayer Books was not required during the past year. Prayer Books with a larger type than is ordinarily used by the patients being, however, required for the aged people, a dozen of them, costing 12s. 6d., had to be procured from the Depository. The allowance will probably be needed next quarter.

Tracts are eagerly sought for by many of the patients, and there is now increased facility afforded for the purchase of them, packets at sixpence and a shilling each being supplied by the Societies, and by various Publishers to the retail Booksellers.

Many patients, when they are discharged, avail themselves of the leave granted by the Committee, to take home with them the books which they used during Divine Service in the Asylum.

The number of Burials during the year was 31 out of 41 Deaths.

The Cemetery is filling fast, and it will be necessary, before two or three years have elapsed, either to select a site for a new one, or to enlarge the present one by adding to it a portion of the adjoining field.

With those suffering from religious melancholy, a chaplain, I once more repeat, can do no good, unless the patient is in a fair way towards recovery. By presenting the Gospel as the source of hope, joy, and peace, to one who is verging on convalescence, some benefit may be accomplished.

It would be well if those who have to deal with melancholics, before they are brought to an Asylum, were to consider that their malady is a bodily or cerebral one, and cannot be overcome by exhortation and reasoning, but on the contrary, is nourished by such a method of treating it. "The diseased mind," says a Medical Psychologist of repute, "even on account of its morbid state, will not receive remonstrances and advice, much less moral representations; above all, it will not suffer the procedure ordinarily directed against the bad dispositions of persons in health. . . . Quite as useless, and even more injurious than such simple exhortation, is any

attempt, directly, to overcome the delusive ideas of the patient by logical reasoning.....The morbid ideas are not to be subdued by any kind of proof or evidence." *

The moral remedies pronounced by the writer just quoted, to be of most value in the treatment of insanity, are bodily and mental occupation. Healthy work tends to entice a patient's thoughts to forsake their morbid course, and pursue their customary healthy one. While, however, physical occupation is rightly encouraged in all Asylums, "the School" as a useful means of awakening the normal activity of the mind, and conveying instruction to the ignorant has yet—because the advantages to be derived from it are less tangible and more remote—to be instituted in most establishments for the insane.

While, however, the first place as moral remedies must be accorded to bodily and mental occupation, suited to the condition of the patient, when work is over for the day, amusements are the most seasonable moral antidotes.

Among the amusements provided for the inmates of this Asylum, during the year, in addition to those which are of weekly occurrence, were, fortnightly readings, dramatic performances, acting charades, concerts, solo and part singing.

Much has been said about the remedial effect of music upon the insane, but in terms far too indefinite. In order that music may exercise a soothing and sanatory influence upon a person of unsound mind, it is needful that he should possess an ear for it, otherwise it will be to him a mere jumble of sounds, and probably produce an irritating rather than a quieting effect upon him. It is quite possible also to select a style of music which would tend more to nourish

* Griesinger on "Mental Diseases."

morbid sentiment, than dispel it. Then again, the emotions roused by occasionally hearing music, even when it is judiciously selected, are too short-lived to have any appreciable effect in counteracting a morbid disposition; in order that music may produce its full effect it ought to be well executed, and that daily for a period long enough to satisfy, but not to weary the hearer.

Desiring to express the pleasure and gratitude which I feel for the confidence you have always reposed in me during the time I have officiated in this Asylum, and hoping, by the blessing of God, to continue to deserve the same in future,

I remain,

Gentlemen,

Your obedient Servant,

W. GEO. DAVIES, Chaplain.

STATISTICAL TABLES.

TABLE I.

SHOWING THE ADMISSIONS, READMISSIONS, DISCHARGES, AND DEATHS
DURING THE YEAR 1867.

	Male.	Female.	Total.
In the Asylum January 1st, 1867	208	252	460
Admitted for the first time } during the year }	78	55	133
Readmitted during the year..	12	13	25
Total admissions	90	68	158
Total under care during the year	298	320	618
Discharged or Removed :—			
Recovered	21	27	48
Relieved	5	3	8
Not Improved	36	2	38
Died	29	12	41
Total Discharged & Died	91	44	135
Remaining in the Asylum Dec. 31st, 1867..	207	276	483
Average number resident during the year ..	210·3	262·8	473·1

TABLE II.

SHOWING THE ADMISSIONS, READMISSIONS, DISCHARGES, AND DEATHS FOR
THE 16 YEARS AND 4 WEEKS FROM DEC. 1, 1851, TO DEC. 31, 1867.

	Male.	Female.	Total.
Persons admitted during the sixteen years } and four weeks }	946	946	1892
Readmissions	158	171	329
Total of cases admitted	1104	1117	2221
Discharged or Removed :—			
Recovered	382	438	820
Relieved	75	68	143
Not Improved	108	66	174
Died	332	269	601
Total Discharged and Died during the } 16·08 Years	897	841	1738
Remaining Dec. 31st, 1867	207	276	483
Average number resident during the 16·08 } Years	155·7	196·4	352·1

TABLE III.

Summary of Admissions, Discharges, and Deaths, since the opening of the Asylum.

From the 1st Dec. 1851, till	Admitted.			DISCHARGED.						Died.			Remained at End of Year.			Average number Resident.			Percentage of Deaths on average Numbers Resident.			Percentage of Recoveries on Admissions.					
	Males	Females	Total.	Recovered.		Relieved.		Notimproved		Males.	Females	Total.	Males.	Females	Total.	Males.	Females	Total.	Males.	Females	Total.	Males.	Females	Total.			
				Males.	Females	Total.	Males.	Females	Total.																Males.	Females	Total.
31st Dec. 1852 ...	113	139	252	10	15	25	3	1	4	1	0	1	11	4	15	88	119	207	60.5	69.8	130.3	18.2	5.7	11.5	0.0	0.0	0.0
1853	46	47	93	18	13	31	5	5	10	0	1	1	10	14	24	101	133	234	98.2	128.9	227.1	10.2	10.8	10.7	39.1	27.7	33.3
1854	44	62	106	13	18	31	0	6	6	2	4	6	20	17	37	110	150	260	105.1	140.4	245.5	19.0	12.1	15.1	29.5	29.0	29.2
1855	57	43	100	28	29	57	0	4	4	1	2	3	24	15	39	114	143	257	112.7	149.1	261.8	21.3	10.0	14.9	49.1	67.4	57.0
1856	62	54	116	24	14	38	11	8	19	0	3	3	20	14	34	120	158	278	123.5	150.0	273.5	16.2	9.3	12.4	38.7	29.9	32.8
1857	74	63	137	25	28	53	4	5	9	3	2	5	25	10	35	138	176	314	128.2	163.5	291.7	19.5	6.1	12.0	33.8	44.4	38.7
1858	70	70	140	34	25	59	5	5	10	2	5	7	16	18	34	151	193	344	147.4	187.4	334.8	10.8	9.6	10.1	48.6	35.7	42.1
1859	60	62	122	31	27	58	4	2	6	2	0	2	21	18	39	153	208	361	150.4	199.9	350.3	13.9	9.0	11.1	51.7	43.5	47.5
1860	64	82	146	26	32	58	3	3	6	3	1	4	20	19	39	165	235	400	168.0	220.9	388.9	11.9	8.6	10.0	40.6	39.0	39.7
1861	74	79	153	28	41	69	9	3	12	0	0	0	21	28	49	181	242	423	172.6	241.3	414.3	12.2	11.6	11.8	37.8	51.9	45.1
1862	58	68	126	24	36	60	1	6	7	0	1	1	17	22	39	197	245	442	184.8	240.2	425.1	9.2	9.2	9.2	41.3	52.9	47.6
1863	77	82	159	24	34	58	4	3	7	6	30	36	31	19	50	209	241	450	204.6	254.2	458.8	15.1	7.5	10.9	31.2	41.5	36.5
1864	57	60	117	23	36	59	8	4	12	0	3	3	23	22	45	212	236	448	215.9	240.0	455.9	10.6	9.0	9.9	40.4	60.0	50.4
1865	67	66	133	24	26	50	9	4	13	32	0	32	18	16	34	196	256	452	210.8	247.2	458.0	8.5	6.5	7.4	35.8	39.4	38.3
1866	91	72	163	29	37	66	4	6	10	20	12	32	26	21	47	208	252	460	205.7	254.9	460.6	12.6	8.2	10.2	31.8	51.4	40.5
1867	90	68	158	21	27	48	5	3	8	36	2	38	29	12	41	207	276	483	210.3	262.8	473.1	13.8	4.6	8.7	23.3	39.7	30.4
Total	1104	1117	2221	382	438	820	75	68	143	108	66	174	332	269	601	155.7	198.4	352.1	155.7	198.4	352.1	13.6	8.5	10.6	37.5	43.3	40.4

T A B L E I V.

Showing the history of the Annual Admissions since the opening of the Asylum, with the Discharges and Deaths, and the numbers of each year's Admissions remaining on 31st December, 1867.

YEAR.	ADMISSIONS.				Of each year's Admissions Discharged and Died in 1867								Total Discharged and Died of each year's Admissions.								Remaining of each year's Admissions Dec. 31, 1867.								
	New Cases.		Re-admissions.		Recovered.		Relieved.		Not Improved.		Died.		Recovered.		Relieved.		Not Improved.		Died.		Males.	Females.	Total.						
	Males.	Females.	Males.	Females.	Males.	Females.	Total.	Males.	Females.	Total.	Males.	Females.	Total.	Males.	Females.	Total.	Males.	Females.	Total.	Males.	Females.	Total.	Males.	Females.	Total.				
1851—1852.....	113	188	...	1	252	2	1	3	2	2	4	22	31	53	9	9	18	14	16	30	50	44	94	18	39	57
1853.....	44	43	2	4	93	1	1	16	13	29	1	6	7	3	4	7	22	17	39	4	7	11
1854.....	37	55	7	7	106	1	...	1	22	26	48	1	6	7	1	2	3	18	22	40	2	6	8
1855.....	51	35	6	8	100	1	...	1	28	23	51	6	4	10	3	2	5	19	11	30	1	3	4
1856.....	55	54	7	10	116	1	...	1	1	23	23	46	11	6	17	8	5	13	17	15	32	3	5	8
1857.....	63	53	11	10	137	1	1	35	26	61	4	5	9	4	6	10	27	17	44	4	9	13
1858.....	63	60	7	10	140	2	...	2	35	22	57	6	5	11	10	5	15	14	26	40	5	12	17
1859.....	45	54	15	8	122	1	22	26	48	3	2	5	6	4	10	22	23	45	7	7	14
1860.....	56	66	8	16	146	2	...	2	25	41	66	4	5	9	6	6	12	19	12	31	10	18	28
1861.....	58	63	16	16	153	1	...	1	3	...	3	30	40	70	4	6	10	5	3	8	29	15	44	6	15	21
1862.....	47	55	11	13	126	1	...	1	2	1	3	21	33	54	3	1	4	9	2	11	19	19	38	6	13	19
1863.....	66	68	11	14	159	2	...	2	24	35	59	7	5	12	7	4	11	26	17	43	13	21	34
1864.....	44	51	13	9	117	18	28	46	8	2	10	5	4	9	11	12	23	15	14	29
1865.....	54	49	13	17	133	3	3	6	2	...	2	4	...	4	26	28	54	5	4	9	3	3	6	13	11	24	20	20	40
1866.....	72	57	19	15	163	7	13	20	1	1	3	14	9	10	24	38	56	1	1	2	17	...	17	20	4	24	29	35	64
1867.....	78	55	12	13	158	11	11	22	2	7	...	6	4	10	11	11	22	2	1	3	7	...	7	6	4	10	64	52	116
Total	946	946	158	171	2221	21	27	48	5	3	8	36	2	38	382	438	820	75	68	143	108	66	174	332	269	601	207	276	483

TABLE IV. (b)

Summary of the Total Admissions. 1851—1867.	Males.	Females.	Total.
Percentage of Cases—Recovered	34·6	39·21	36·88
" " Relieved	6·79	6·09	6·44
" " Not Improved..	9·79	5·91	7·88
" " Died	30·07	24·08	27·06
" " Remaining	18·75	24·71	21·74
	100·00	100·00	100·00

TABLE V.

SHOWING THE CAUSES OF DEATH DURING THE YEAR,
* Ascertained by *post-mortem* examination in 37 cases.

CAUSES OF DEATH.	Males.	Females	Total.
Meningitis (acute)	1	0	1
Epilepsy	2	3	5
General Paralysis	7	0	7
Cancer of Brain	2	0	2
Disease of Brain	0	4	4
Melancholia (Exhaustion)	1	0	1
Pneumonia	1	0	1
Chronic Bronchitis	1	0	1
Phthisis Pulmonalis	1	0	1
Hoemoptysis (Disease of Lungs)	1	0	1
Empyema	0	1	1
Disease of Heart	1	2	3
Ulceration of Pharynx (Strumous)	1	0	1
Ulcer of Stomach	1	1	2
Dysentery	2	0	2
Typhoid Fever (General Paralysis)	1	0	1
Abscess of Arm (Disease of Brain)	1	0	1
Erysipelas of Leg	5	0	5
Strangulation	0	1	1
Total	29	12	41

TABLE VI.

SHOWING THE LENGTH OF RESIDENCE IN THOSE DISCHARGED RECOVERED,
AND IN THOSE WHO HAVE DIED DURING THE YEAR.

Length of Residence.	Recovered.			Died.		
	Males.	Females	Total.	Males.	Females	Total.
Under 1 Month	2	0	2	0	2	2
From 1 to 3 Months	5	4	9	6	0	6
" 3 to 6 " 	5	5	10	2	2	4
" 6 to 9 " 	2	8	10	1	1	2
" 9 to 12 " 	2	4	6	5	0	5
" 1 to 2 Years	2	6	8	3	0	3
" 2 to 3 " 	3	0	3	2	1	3
" 3 to 5 " 	0	0	0	0	1	1
" 5 to 7 " 	0	0	0	5	2	7
" 7 to 10 " 	0	0	0	2	1	3
" 12 to 15 " 	0	0	0	2	0	2
Over 15 years	0	0	0	1	2	3
Total	21	27	48	29	12	41

TABLE VII.

Showing the duration of the Disorder on Admission, in the Admissions, Discharges, and Deaths during the Year, in four classes.

CLASS.	THE ADMISSIONS.			THE DISCHARGES.			THE DEATHS.								
	New Cases.			Readmissions.			Recovered.			Removed, Relieved, or otherwise.					
	Male	Fem.	Total	Male	Fem.	Total	Male	Fem.	Total	Male	Fem.	Total			
FIRST CLASS— First Attack, and within Three Months on admission.....	23	24	52	12	10	22	10	2	12	9	5	14
SECOND CLASS— First Attack, above Three, and within Twelve Months on admission	15	7	22	2	3	5	4	1	5	6	1	7
THIRD CLASS— Not First Attack, and within Twelve Months on admission)	8	7	15	9	11	20	6	11	17	6	1	7	...	1	1
FOURTH CLASS— First Attack or not, but of more than Twelve Months on admission	21	15	36	2	2	4	1	3	4	17	1	18	10	5	15
FIFTH CLASS— Congenital Cases.....	6	2	8	1	...	1	4	...	4	4	...	4
Total	78	55	133	12	13	25	21	27	48	41	5	46	29	12	41

TABLE VIII

Showing the Ages of Admissions, Discharges, and Deaths, during the Year.

AGES.	THE ADMISSIONS.			THE DISCHARGES.			THE DEATHS.								
	New Cases.			Recovered.			Removed, Relieved, or otherwise.								
	Male	Fem.	Total	Male	Fem.	Total	Male	Fem.	Total						
	Readmissions.	Male	Fem.	Total	Male	Fem.	Total	Male	Fem.	Total					
From 10 to 15 years.....	1	1	2					
" 15 to 20 "	6	3	9	1	...	1	4	4					
" 20 to 30 "	10	11	21	1	3	4	4	4					
" 30 to 40 "	17	12	29	2	2	4	8	1	1	19					
" 40 to 50 "	25	12	37	2	3	5	4	2	3	10					
" 50 to 60 "	9	7	16	2	1	3	4	3	1	4					
" 60 to 70 "	8	7	15	1	4	5	...	2	4	4					
" 70 to 80 "	2	1	3	3	...	3	...	1	...	1					
" 80 to 90 "	...	1	1					
Over 90 years					
Total	78	55	133	12	13	25	21	27	48	41	5	46	29	12	41

T A B L E I X .

Showing the condition as to Marriage, in the Admissions, Discharges, and Deaths, during the Year.

CONDITION IN REFERENCE TO MARRIAGE.	THE ADMISSIONS.			THE DISCHARGES.			THE DEATHS.								
	New Cases.			Recovered.			Removed, Relieved, or otherwise.								
	Male	Fem.	Total	Male	Fem.	Total	Male	Fem.	Total						
	Male	Fem.	Total	Male	Fem.	Total	Male	Fem.	Total						
Single.....	44	19	63	5	4	9	11	7	18	30	1	31	10	3	13
Married	30	28	58	6	8	14	8	17	25	11	13	18	6	24	
Widowed	4	8	12	1	1	2	2	3	5	...	2	2	1	3	4
Total.....	78	55	133	12	13	25	21	27	48	41	46	29	12	41	

TABLE XI.

SHOWING THE LENGTH OF TIME AFTER DISCHARGE AT THE TIME OF READMISSION.

Length of time after Discharge.	Discharged Recovered.			Discharged Not Recovered.		
	Males.	Females	Total.	Males.	Females	Total.
Under 1 month	0	1	1	1	0	1
From 1 to 3 months..	2	0	2	0	0	0
" 3 to 6 " ..	1	4	5	0	0	0
" 9 to 12 " ..	2	1	3	0	1	1
" 1 to 2 years ..	3	1	4	0	1	1
" 2 to 3 " ..	0	2	2	0	0	0
" 4 to 5 " ..	0	1	1	0	0	0
" 5 to 6 " ..	1	1	2	0	0	0
" 6 to 7 " ..	2	0	2	0	0	0
Total	11	11	22	1	2	3

TABLE XII.

SHOWING THE NUMBER ADMITTED EACH MONTH.

MONTHS.	Males.	Females	Total.
January	6	5	11
February	7	3	10
March	4	2	6
April	8	9	17
May	11	7	18
June	7	5	12
July	10	11	21
August	5	6	11
September	11	5	16
October	8	4	12
November	7	5	12
December	6	6	12
Total	90	68	158

TABLE XIII.

SHOWING THE OCCUPATIONS OF THOSE ADMITTED FOR THE
FIRST TIME.

OCCUPATIONS.	Males.	Females	Total.
Butcher	1	0	1
Carpenter	1	0	1
Charwoman	0	1	1
Clerk, Wife of	0	1	1
Colour-Sergeant of Militia	1	0	1
Colliers, Miners, and Wives of.....	7	3	10
Cooper	1	0	1
Detective Inspector	1	0	1
Domestic Servants	2	8	10
Eating-house Keeper.....	1	0	1
Farmers, and Son and Wife of.....	3	1	4
Fitter	1	0	1
Grocer	1	0	1
Hobbler.....	1	0	1
Ironworker, and Wife of	2	1	3
Labourers, Sons, and Wives, and Widows of	33	21	54
Mason	1	0	1
Master Mariner	1	0	1
Mineral Agent.....	1	0	1
Ostler, and Wife of.....	1	1	2
Porter	1	0	1
Police Constable, Wife of	0	1	1
Prostitute	0	1	1
Plasterer	1	0	1
Sawyer	1	0	1
Sailmaker	1	0	1
Shoemakers	4	0	4
Tailors, and Wives of	2	2	4
Waiter	1	0	1
Weaver, Wife of	0	1	1
None, or unknown	7	13	19
Total.....	78	55	133

TABLE XIV.

SHOWING THE AGE ON FIRST ATTACK IN NEW CASES,
AND IN READMISSIONS.

AGES.	NEW CASES.			READMISSIONS.		
	Males.	Females	Total.	Males	Females	Total.
Under 5 Years	0	1	1	0	0	0
From 10 to 15 Years..	3	1	4	0	1	1
„ 15 to 20 „ ..	4	2	6	0	0	0
„ 20 to 30 „ ..	10	11	21	3	3	6
„ 30 to 40 „ ..	19	11	30	2	4	6
„ 40 to 50 „ ..	19	13	32	2	2	4
„ 50 to 60 „ ..	8	8	16	2	3	5
„ 60 to 70 „ ..	6	4	10	1	0	1
„ 70 to 80 „ ..	3	1	4	1	0	1
„ 80 to 90 „ ..	0	1	1	0	0	0
Congenital Cases.....	6	2	8	1	0	1
Total.....	78	55	133	12	13	25

TABLE XV.

SHOWING THE FORM OF DISORDER ON ADMISSION.

FORMS OF DISORDER.	Males.	Females	Total.
Mania:—			
Recent and Acute	26	30	56
Chronic	7	9	16
Hysterical.....	0	2	2
Melancholia	12	16	28
Monomania	3	1	4
General Paralysis	19	2	21
Epileptic Mania and Dementia	11	4	15
Dementia	4	2	6
Senile Dementia	1	0	1
Imbecility (Congenital).....	2	1	3
Idiocy	5	1	6
Total	90	68	158

TABLE XVI.

SHOWING THE NUMBER OF PREVIOUS ATTACKS AMONG
THE ADMISSIONS.

ATTACKS.	Males.	Female.	Total.
Have had one attack	11	12	23
" two ,,	4	1	5
" three ,,	1	1	2
" four ,,	1	0	1
" six ,,	0	1	1
" eleven,,	0	1	1
" twenty-three ,,	0	1	1
Total.....	17	17	34

TABLE XVII.

SHOWING THE MENTAL CONDITION OF THE PATIENTS IN
THE ASYLUM ON 31st DECEMBER, 1867.

MENTAL CONDITION:	M.	F.	Tot.	Of whom Epileptic		
				M.	F.	Tot.
Probably Curable	33	46	79			
" Incurable, viz. :—						
1. EXCITABLE OR DANGEROUS :						
{ Idiot or Imbecile from Birth or } { Infancy	23	23	46	3	7	10
{ Imbecile or Demented and not } { included in above	9	5	14	2	0	2
Other forms of mental unsoundness	129	190	319	22	19	41
2. QUIET AND HARMLESS :						
{ Idiot or Imbecile from Birth or } { Infancy	1	0	1			
{ Imbecile or demented and not in- } { cluded in above	6	8	14			
Other forms of mental unsoundness	6	4	10			
Total Patients.....	207	276	483	27	26	53
Number of these afflicted with } General Paralysis	23	5	28			

TABLE XVIII.

SHOWING THE AGES OF PATIENTS IN THE ASYLUM, AND
OF 115 IN OTHER ASYLUMS, ON DEC., 31st., 1867.

AGES.	IN THIS ASYLUM.			IN OTHER ASYLUMS.		
	Males.	Females	Total.	Males.	Females	Total.
From 10 to 20 Years ..	6	7	13	4	..	4
" 20 to 30 " ..	30	29	59	8	4	12
" 30 to 40 " ..	48	49	97	24	7	31
" 40 to 50 " ..	45	56	101	16	14	30
" 50 to 60 " ..	34	65	99	8	8	16
" 60 to 70 " ..	27	49	76	11	4	15
" 70 to 80 " ..	15	17	32	4	3	7
" 80 to 90 " ..	2	4	6
Total	207	276	483	75	40	115
Average Age—years .	45·72	48·7	47·42	43·67	47·5	45·0

TABLE OF LUNATICS AND IDIOTS NOT IN THE ASYLUM,

And chargeable to the undermentioned places in the United Counties on the 1st day of January in each year, for the last 14 years.

WHERE CHARGEABLE.	Year 1855	Year 1856	Year 1857	Year 1858	Year 1859	Year 1860	Year 1861	Year 1862	Year 1863	Year 1864	Year 1865	Year 1866	Year 1867	Year 1868
	M & F	M & F	M & F	M & F	M & F	M & F	M & F	M & F	M & F	M & F	M & F	M & F	M & F	M & F
Abergavenny..	21	25	15	31	30	17	32	26	38	41	42	41	45	41
Bromyard	22	22	21	20	21	14	21	22	15	18	21	24	25	22
Bedwellty	11	10	10	6	7	20	10	12	11	10	10	9	11	10
Brecon	15	18	14	17	18	18	18	15	20	15	15	14	11	15
Builth	22	22	25	24	19	22	21	23	24	23	22	23	22	18
Chepstow	13	12	..	22	9	14	16	14	18	9	15	15	15	12
Crickhowell ..	6	9	9	11	12	13	13	10	13	14	17	22	21	16
Dore	7	8	8	8	8	3	6	5	7	6	12	12	12	14
Hay	14	18	17	16	14	14	15	20	18	19	12	14	15	16
Hereford	32	31	29	23	21	12	21	16	41	35	35	39	32	45
Kington	12	9	14	14	19	20	18	19	18	14	14	14	15	12
Knighton	14	8	6	6	9	10	13	10	11	10	8	7	8	7
Ledbury	23	23	21	20	22	10	19	14	20	20	18	20	20	14
Leominster.. .	10	10	11	11	15	12	13	17	25	26	25	25	24	27
Ludlow	3	3	3	4	3	5	3	3
Monmouth	17	17	21	26	26	28	24	31	29	27	21	22	34	36
Merthyr Tydvil	2	2	..	2	2	0	5
Newent	4	5	3	4	3	3	1	1	3	3
Newport	9	9	9	8	6	1	..	8	8	3	5	3	4	7
Pontypool	8	..	11	13	3	12	25	22	29	26	25	24	25	30
Presteign	7	4	9	2	1	1	2	4	4	4	3	3	1
Rhayader	6	..	8	8	8	8	6	6	6	6	7	6	9	11
Ross	13	7	9	..	11	10	11	13	7	7	22	16	21	20
Tenbury	1	1	1	1	..	2	3	3	4	5	4	4	4	4
Weobley.. ...	11	7	10	3	2	7	5	5	6	16	15	14	13	14
Totals	291	278	276	301	285	273	316	316	377	358	374	379	395	402

TABLE OF PATIENTS on the Books of the Asylum on the 1st of January,
for the last 14 years.

Showing to what Unions or Counties they were chargeable.

WHERE CHARGEABLE.	Year 1855	Year 1856	Year 1857	Year 1858	Year 1859	Year 1860	Year 1861	Year 1862	Year 1863	Year 1864	Year 1865	Year 1866	Year 1867	Year 1868.
	<i>m & f</i>	<i>m & f</i>	<i>m & f</i>	<i>m & f</i>	<i>m & f</i>	<i>m & f</i>	<i>m & f</i>	<i>m & f</i>	<i>m & f</i>	<i>m & f</i>	<i>m & f</i>	<i>m & f</i>	<i>m & f</i>	<i>m & f</i>
Bergavenny .	29	29	29	29	27	30	29	36	37	32	34	38	43	49
Bromyard	4	5	3	6	6	8	10	9	9	13	10	11	11	12
Bedwellty	9	12	13	17	20	17	24	26	27	31	30	43	43	49
Brecon	8	8	11	13	12	16	16	16	12	11	13	12	14	14
Brecon County	1	1	1	1	1	1	1	1	1	1	..
Builth	4	5	4	5	7	7	7	7	8	7	7	6	6	8
Bishopstow	15	16	17	14	16	18	19	19	22	21	16	18	20	20
Brickhowell . . .	14	14	14	16	18	17	27	24	27	30	32	33	34	40
Bore	8	8	8	8	7	12	11	17	13	13	15	13	16	16
Bay	4	5	4	5	5	5	6	7	8	8	7	8	9	11
Bereford	28	21	27	32	33	36	41	40	41	49	49	47	52	54
Bereford County	5	5	4	8	5	5	6	6	8	7	7	6	6	5
Bington	5	6	5	6	8	9	11	9	12	12	12	13	17	19
Bighton	4	4	5	5	4	4	4	3	2	3	5	7	5	8
Bedbury	8	7	10	11	12	11	8	13	13	19	18	16	14	16
Beominster	10	11	14	17	19	19	18	18	20	25	26	30	41	42
Badlow	2	..	2	1	1	3	3	5	6	6	6	9
Bonmouth	19	16	20	20	25	22	25	28	28	29	31	33	31	35
Bitto County . . .	11	10	10	10	10	14	15	14	13	14	13	11	10	11
Berthyr Tydvil	3	2	3	5	4	4	4	4	4	4	5
Bewent	2	1	2	2
Bewport	40	40	40	42	52	49	51	59	65	70	69	74	79	87
Bontypool	17	15	14	15	22	22	24	23	27	30	28	28	35	36
Besteign	4	5	6	5	6	4	3	3	3	5	5	6
Bayader	1	1	2	2	3	3	4	4	5	4	4	6
Badnor County	1	1
Bess	7	11	11	16	12	16	19	20	19	22	22	29	22	25
Bnbury	1	2	1	1	1	1	..
Beobley	4	6	7	5	8	8	10	9	10	12	5	12	12	11
at Counties	2	2	1	4	6	3	3	2	5	5	8	1	2	1
Totals	260	257	278	314	344	361	400	422	441	480	478	511	545	598

TABLE OF PATIENTS in the Asylum (including 10 Females at Worcester, 39 Males and 30 Females at Dorset, and 15 Males at Denbigh), on the 1st of January, 1867.

Showing the numbers chargeable to each of the United Counties and City of Hereford respectively, also those belonging to non-contributing Counties.

WHERE CHARGEABLE.	County of Monmouth.		County of Hereford.		County of Brecon.		County of Radnor.		City of Hereford.		Total of each sex		Total.
	M.	F.	M.	F.	M.	F.	M.	F.	M.	F.	M.	F.	
Abergavenny	14	29	14	29	43
Bromyard	4	7	4	7	11
Bedwelty	30	13	30	13	43
Brecon	6	8	6	8	14
Brecon County	1	0	1	0	1
Builth	2	3	0	1	2	4	6
Chepstow.....	7	13	7	13	20
Crickhowell	13	21	13	21	34
Dore	1	...	5	10	6	10	16
Hay	3	3	1	2	4	5	9
Hereford	9	15	12	16	21	31	52
Hereford County	4	2	4	2	6
Kington	5	7	3	2	8	9	17
Knighton.....	2	3	2	3	5
Ledbury	9	5	9	5	14
Leominster.....	18	23	18	23	41
Ludlow	1	5	1	5	6
Monmouth	10	15	2	4	12	19	31
Monmouth County	5	5	5	5	10
Merthyr Tydvil.....	3	1	3	1	4
Newent.....	0	2	0	2	2
Newport	37	42	37	42	79
Pontypool	20	15	20	15	35
Presteign.....	3	2	3	2	5
Rhayader	1	3	1	3	4
Ross	10	12	10	12	22
Tenbury	1	0	1	0	1
Weobley	8	4	8	4	12
Out Counties	2	0	2
	124	132	76	96	28	36	10	13	12	16	252	293	545
Total for each County	256		172		64		23		28				
Proportion as to } Population } ...	1 in 682		1 in 630		1 in 962		1 in 1014		1 in 580				

TABLE OF LUNATICS AND IDIOTS NOT IN THE ASYLUM,
Showing the numbers chargeable to each of the United Counties and City of
Hereford respectively, on the 1st day of January, 1868.

WHERE CHARGEABLE.	County of Monmouth		County of Hereford.		County of Brecon.		County of Radnor.		City of Hereford.		Total of each sex.		TOTAL.
	m.	f.	m.	f.	m.	f.	m.	f.	m.	f.	m.	f.	
Abergavenny....	12	29	12	29	41
Bromyard	9	13	9	13	22
Bedwelty	5	5	5	5	10
Brecon	4	11	4	11	15
Builth	4	8	2	4	6	12	18
Chepstow	3	9	3	9	12
Crickhowell	9	7	9	7	16
Dore	9	5	9	5	14
Hay	1	3	4	3	3	2	8	8	16
Hereford.....	5	11	14	15	19	26	45
Kington	3	6	1	2	4	8	12
Knighton	4	3	4	3	7
Ledbury	3	11	3	11	14
Leominster.....	8	19	8	19	27
Ludlow	3	3	0	3
Monmouth.....	12	21	2	1	14	22	36
Merthyr Tydvil..	5	5	5
Newent	1	2	1	2	3
Newport.....	1	6	1	6	7
Pontypool	9	21	9	21	30
Presteign	1	1	1
Rhayader	5	6	5	6	11
Ross	8	12	8	12	20
Tenbury	1	3	1	3	4
Weobley.....	8	6	8	6	14
	42	91	61	92	21	34	15	18	14	15	153	250	403
Total for each County	133		153		55		33		29				
Proportion as to Population. . .	1 in 1313		1 in 706		1 in 1120		1 in 769		1 in 538				

S U M M A R Y .

LUNATICS and IDIOTS chargeable to the respective COUNTIES and CITY of HEREFORD,
on the 1st day of January, 1868.

	County of Monmouth. Population, 1861, 174,670.	County of Hereford. Population, 1861, 108,034.	County of Brecon. Population, 1861, 61,627.	County of Radnor. Population, 1861, 25,403.	City of Hereford. Population, 1861, 15,625.	TOTAL. 385,359.
	M. & F. 281	M. & F. 186	M. & F. 72	M. & F. 29	M. & F. 28	596
In the Asylum	133	153	55	33	29	403
Out of the Asylum	414	339	127	62	57	999
Total in and out of } the Asylum }	1 in 421	1 in 318	1 in 485	1 in 409	1 in 274	1 in 385
Proportion as to the } Population conjointly }						

DIETARY TABLE.

	BREAKFAST.				DINNER.				SUPPER.			Additional Allowance to Working Patients.		
	Uncooked Meat, 20 per Cent. allowed for Bone.				Meat.	Vege- tables.	Bread.	Beer or Cider.	Bread.	Butter.	Tea.	Bread.	Cheese.	Beer or Cider.
	M. F.	M. F.	M. F.	M. F.										
Sunday	8..7	1..1	5..5	1..1	5..5	1..1	2..2	1..1	8..7	1..1	1..1	2..2	1..1	1..1
Monday	8..7	1..1	5..5	1..1	5..5	1..1	2..2	1..1	8..7	1..1	1..1	2..2	1..1	1..1
Tuesday	8..7	1..1	5..5	1..1	5..5	1..1	2..2	1..1	8..7	1..1	1..1	2..2	1..1	1..1
Wednesday	8..7	1..1	5..5	1..1	5..5	1..1	2..2	1..1	8..7	1..1	1..1	2..2	1..1	1..1
Thursday	8..7	1..1	5..5	1..1	5..5	1..1	2..2	1..1	8..7	1..1	1..1	2..2	1..1	1..1
Friday	8..7	1..1	5..5	1..1	5..5	1..1	2..2	1..1	8..7	1..1	1..1	2..2	1..1	1..1
Saturday	8..7	1..1	5..5	1..1	5..5	1..1	2..2	1..1	8..7	1..1	1..1	2..2	1..1	1..1

The additional allowance to Working Patients is thus divided:—Bread and Cheese, with half a pint of Beer or Cider in the morning, and half a pint of Beer or Cider in the afternoon.

On Tuesdays the Meat and Vegetables are made into an Irish Stew, and occasionally Rhubarb, Suet, or Meat Puddings are substituted.

On Saturdays the Meat is made into Pease Soup.

The Female Patients in the Refractory Wards and those resident in the Laundry Building, are each allowed half a pound of Bread weekly extra. The Rations are sent to each Ward in Bulk, and are there divided by the Attendant among the Patients resident, according to their respective requirements; by this practice very little (if any) waste occurs.

The Tea and Coffee is made by the Attendant in each Ward—each Female Patient being allowed 1½oz. Tea, ½lb. Sugar, and 1pt. Milk weekly; each Male Patient being allowed 2oz. Coffee, ¾oz. Tea, ¼lb. Sugar, and 1pt. Milk weekly.

Five days in the week the Patients have two kinds of vegetables—Potatoes always; the second vegetable consisting of whatever may be in season, such as Cabbage, Broccoli, Beans, Peas, Turnips, Carrots, Parsnips, &c.

An equivalent in Cheese is often given in lieu of Butter for Supper.

LIST OF NEEDLE WORK
DONE BY FEMALE PATIENTS

FOR THE YEAR 1867.

Antimaccassars	5
Aprons	324
Bonnets (straw) trimmed	117
Bonnets (cotton) made	53
Boots and Shoes bound	96
Chemise, dowlas	431
Chemise, flannel	56
Caps, Womens', made	132
77 Muslin Curtains and two Dimity ditto	79
Cushions and Boxes covered	42
Gowns, day	585
Gowns, night	50
Gloves, pairs	4
Holland Blinds	90
Handkerchiefs	372
Men and Womens' Drawers	18
Mattress Cases	74
Window Vallance relined	15
Petticoats, grogram and Twillett	322
Petticoats, flannel	120
Pudding Cloths	43
Pillow Cases	451
Pillow Ticks	58
Stockings	126
Shirts, dowlas	530
Shirts, flannel	72
Stays	69
Sofa Covers	8
Sheets	153
Towels	313
Table Cloths	62
Window Vallance	13
Also the Weekly Repair of Patients' Clothing.	

SALARIES AND WAGES
TO
OFFICERS, ATTENDANTS, & SERVANTS,
FOR THE YEAR 1867.

	£	s.	d.
†*Medical Superintendent	550	0	0
*§Assistant Medical Officer	110	0	0
†Chaplain	200	0	0
†Clerk and Steward and Clerk to Visitors	250	0	0
†Auditor	10	0	0
Housekeeper	32	11	6
†Engineer	97	8	1½
†‡Gardener §	45	0	0
Farm Bailiff and Wife §	37	10	0
†Baker and Brewer	62	8	0
†Labourers §	100	2	0
14 Male Attendants	346	9	8
19 Female Attendants	280	5	8
Laundress	20	0	0
Cook	22	0	0
Housemaid	15	0	0
Two Kitchen Maids	24	0	0
Porter	21	0	0
†Stoker	43	6	2
	£2267	1	1½

†* Has furnished house, gas, and use of gardens.

*§ Has partial board, furnished apartments, attendance, light, firing, and washing.

‡ Of the above sums £132 11s. 0d. is carried to Farm Account, and omitted under the head of "Salaries and Wages" in Financial Account.

+ Have neither board nor lodging.

†‡ Have cottage, garden, and coals.

Without a mark have board, washing, and lodging.

Each of the Female Attendants and Servants, except the Cook and Kitchen Maids, are provided with an Uniform, in addition to their Salary.

Each of the Male Attendants, Gardener, Baker and Brewer, Farm Bailiff, and Porter have an Uniform allowed them, one Suit annually.

VALUATION
OF
STOCK, IMPLEMENTS, AND CROPS,

THE 31ST DECEMBER, 1866.

LIVE STOCK.

	£	s.	d.	£	s.	d.
11 Dairy Cows	177	10	0			
1 Horse (aged)	15	0	0			
51 Store Pigs	170	10	0			
				363	0	0

DEAD STOCK.

Seed Potatos	6	0	0			
7 Tons Hay	33	5	0			
28 Tons Mangel Wurzel & Swedes	28	0	0			
19½ Tons Swedes and Turnips	19	10	0			
9 Tons Potatos	45	0	0			
2 Tons Parsnips	5	0	0			
3 Tons Carrots	7	10	0			
12 Bushels Onions	3	0	0			
Wheelbarrows and Garden Tools ..	12	0	0			
2 Carts	13	0	0			
Harness	4	0	0			
Chaff Machine	4	0	0			
Turnip Cutter	1	10	0			
Haymaking Tools and Rick Cloth ..	9	0	0			
Manure	12	0	0			
				202	15	0

GROWING CROPS.

Savoy, Brocoli, Borecole, Cabbage, } Cabbage Greens, Cabbage Plants, } Turnips, Onions, Pot Herbs, } Seeds, Vetches, &c., &c. }	26	5	0			
					£592	0	0

VALUATION
OF
STOCK, IMPLEMENTS, AND CROPS,
THE 31ST DECEMBER, 1867.

LIVE STOCK.

	£	s.	d.	£	s.	d.
12 Dairy Cows	181	0	0			
1 Horse (aged)	12	0	0			
33 Store Pigs	143	15	0			
				336	15	0

DEAD STOCK.

24 Cwt. Seed Potatos	12	12	0			
3½ Tons of Hay	15	15	0			
Straw	6	0	0			
42 Tons Mangel Wurzel & Swedes .	42	0	0			
5 Tons Swedes and Turnips	6	0	0			
12 Tons Potatos	72	0	0			
8 Cwt. Parsnips	2	0	0			
18 Cwt. Carrots	4	10	0			
8 Bushels Onions	2	0	0			
Wheelbarrows and Garden Tools ..	12	0	0			
2 Carts	13	0	0			
Harness	4	0	0			
Chaff Machine	4	0	0			
Turnip Cutter	1	10	0			
Haymaking Tools and Rickcloth....	9	0	0			
Manure	12	0	0			
				218	7	0

GROWING CROPS.

Savoy, Brocoli, Borecole, Cabbage,) Cabbage Greens, Cabbage Plants,) Turnips, Onions, Pot Herbs,) Seeds, Vetches, &c., &c.)		40	15	0
			£595	17	0

ABSTRACT OF THE

FOR THE YEAR

<i>Dr.</i>	£	s.	d.	£	s.	d.
To Value of Live Stock, 31st December, 1866	363	0	0			
To Value of Dead Stock, 31st December, 1866	202	15	0			
To Value of Growing Crops, 31st December, 1866	26	5	0			
				592	0	0
<i>To Cash paid for Labour—</i>						
Gardener	45	0	0			
Bailiff and Wife, and Labourers	87	11	0			
				132	11	0
<i>To Cash paid for Stock—</i>						
Four Cows and Calves	65	0	0			
Thirty-four Pigs	32	3	0			
				97	3	0
<i>To other Payments—</i>						
Corn and Meal	36	1	4½			
Seeds, Trees, Shrubs, &c.	19	6	8			
Artificial Manure, and Guano ..	72	15	1½			
Implements, and Repairs	39	4	4			
Hay and Straw	50	8	10			
Potatos for Seed	14	0	0			
Sticks for Garden, Posts & Bushes	5	16	6			
Saddlery, Veterinary, & Shoeing	3	6	1			
Tolls	2	16	2			
Hurdles	2	5	0			
Sundries	4	18	2			
Crops purchased, Rent of Land and Cottage	77	11	4			
				328	9	7
To Balance				443	1	8
				£1593	5	3

GENERAL FARM ACCOUNT,

ENDING DEC. 31st, 1867.

<i>Cr.</i>	£	s.	d.	£	s.	d.
<i>By Vegetables, &c., supplied to Asylum, valued at Market Prices—</i>						
Potatos	222	19	9			
Cabbage, &c.,	74	12	0			
Carrots, Parsnips, Beans, and Peas	28	17	10			
Turnips	33	2	3			
Sundries and Fruit	40	11	2			
	<hr/>			400	3	0
<i>By Milk and Butter supplied—</i>						
Butter, 623½lbs.	36	6	10			
Milk, 5722 gallons	190	14	8			
	<hr/>			227	1	6
<i>By Meat, &c., supplied—</i>						
Beef, 1264lbs	34	4	8			
Pork and Bacon, 9331lbs.	252	14	3			
Veal, 795lbs.	23	3	9			
	<hr/>			310	2	8
<i>By Sale of Stock, &c.—</i>						
Cash for Live Stock	30	18	0			
Cash for Tallow and Skins	3	11	8			
Cash for Vetches and Corn	20	16	0			
Cash for Milk and Cream	4	15	5			
	<hr/>			60	1	1
By value of Live Stock on Farm, as per schedule, Dec. 31, 1867	}			336	15	0
By value of Dead Stock	214	7	0			
By value of Growing Crops	44	15	0			
	<hr/>			595	17	0
	<hr/>			£1593	5	3

FINANCIAL ACCOUNTS.

Abstract of RECEIPTS and EXPENDITURE from the 1st day of
January to the 31st of December, 1867.

RECEIPTS.

	£	s.	d.	£	s.	d.
<i>1.—From Sales :</i>						
Live Stock	30	18	0			
Tallow and Skins	3	11	8			
Dripping and Grease	11	11	7			
Barm	9	10	5			
Old Stores and Bones	14	19	8			
Vetches and Corn.....	20	16	0			
Milk and Cream	4	15	5			
				96	2	9
<i>2.—Maintenance Account from Unions and Counties contributing to the Asylum for Pauper Patients, at 9s. 6d. per week :</i>						
Abergavenny	1191	13	9			
Bromyard.....	283	19	7			
Bedwellty, and Arrears from last year	1087	17	4			
Brecon	345	16	0			
Brecon County	16	10	10			
Builth	180	0	6			
Chepstow	471	10	5			
Crickhowell	886	12	7			
Dore	379	14	1			
Hereford	1312	4	5			
Hereford County.....	141	17	2			
Hay	252	7	3			
Kington.....	464	10	1			
Knighton	145	12	5			
Ledbury	361	4	7			
Leominster	1025	7	6			
Ludlow	216	19	5			
Monmouth, and Arrears from last year	811	4	1			
Monmouth County.....	280	19	8			
Merthyr Tydvil	110	14	11			
Newport	1976	15	9			
	£11943	12	4			
Carried forward.....				£96	2	9

RECEIPTS CONTINUED.

	£	s.	d.	£	s.	d.
2. <i>Maintenance Account continued.</i>						
Brought forward	11943	12	4	96	2	9
Newent.....	57	10	10			
Pontypool, and Arrears from last year	1078	8	0			
Presteign	144	6	5			
Rhayader	127	0	8			
Ross	581	14	9			
Tenbury	8	13	9			
Weobley	283	19	9			
Radnor County	4	8	3			
				14229	14	9
<i>Arrears due.</i>						
Bedwellty.....	317	9	2			
				317	9	2
3.— <i>From Unions which have not contributed towards the Building of the Asylum, for Maintenance, &c. of Patients, at 14s. per week:</i>						
Mrs. Temperance Evans	36	8	0			
Highworth and Swindon	8	4	11			
Ludlow Borough	4	6	2			
				48	19	1
4.— <i>From Treasurer of United Counties and City, for Repayment of Out-fit for Patients at Cottages; for Maintenance of Patients away under Contract, &c:</i>						
Monmouthshire	725	0	0			
Herefordshire	448	6	8			
Breconshire	256	13	4			
Radnorshire.....	105	0	0			
City of Hereford	65	0	0			
				1600	0	0
5.—						
Sale of Land to the "London and North Western Railway Company"	250	0	0			
				250	0	0
Total Received.....				£16542	5	9

PAYMENTS.

1.— <i>Salaries and Wages :</i>	£	s.	d.	£	s.	d.
Officers	1249	19	7			
Attendants and Servants.....	884	10	6 $\frac{1}{2}$			
	<hr/>			2134	10	1 $\frac{1}{2}$

[For number and description of officers, &c., and their respective Salaries and Allowances, see page 44]

2.— <i>Provisions :</i>	£	s.	d.	£	s.	d.
Butter—80cwts. 2qrs. 18lbs	443	9	9			
Cheese—81cwts. 2qrs. 5lbs.	244	14	5 $\frac{1}{2}$			
Coffee—1344lbs.....	84	0	0			
Cider	7	9	5			
Currants—620lbs	10	6	8			
Flour—545 sacks	1252	0	0			
Hops—1485lbs	123	15	0			
Malt—1500 bushels	702	1	8			
Meat—597cwts	1748	7	0			
Oatmeal	2	4	0			
Pease, Split	22	10	0			
Potatos—38 tons. 5cwts	210	5	0			
Raisins—100lbs.....	2	1	8			
Rice.....	3	5	10			
Sugar, Loaf—14cwts	32	16	0			
Sugar, Raw—128cwts	240	8	0			
Tea—2423 $\frac{1}{2}$ lb.....	234	7	4			
Tobacco and Snuff	116	6	3			
Vinegar, Salt, Mustard, &c.	17	1	10			
Spices and Pepper	9	15	4			
Eggs	52	10	9			
Fowls	1	2	7 $\frac{1}{2}$			
	<hr/>			5560	18	7

3.— <i>Surgery, Dispensary, and Wine:</i>	£	s.	d.	£	s.	d.
Drugs	60	9	4			
Wine	41	0	0			
Arrowroot, &c.	4	10	2			
	<hr/>			105	19	6

Carried forward£7801 8 2 $\frac{1}{2}$

PAYMENTS CONTINUED.

	£	s.	d.	£	s.	d.
Brought forward.....	7801	8	2½			
4.—Necessaries :						
Candles	10	7	4			
Coals—1128 tons 11cwts.....	518	16	10			
Soap—110cwts	181	10	0			
Starch and Blue	14	8	4			
Brushes and Mops	61	13	3			
Soda—155cwts. 1qr. 15lbs	64	8	4			
	<hr/>			851	4	1
5.—Clothing :						
Grogram	31	14	2½			
Materials for Females' Dresses	220	0	4			
Bonnets	14	11	6			
Ribbon	24	3	8½			
Shawls	35	18	0			
Calico	59	8	7			
Shoes and Slippers	69	12	0			
Muslin for Caps and Curtains	5	8	6			
Men's Hats	0	12	0			
Leather and Shoemaker's Tools.....	184	13	5			
Flannel	43	9	7½			
Linen Check	22	18	3½			
Dowlas for Garments	173	6	8			
Dowlas for Sheets.....	65	3	8			
Handkerchiefs	12	5	0			
Hose	56	3	6			
Cotton Cord	53	8	9			
Thread, Worsted, Cotton, Tapes, &c.	64	18	0			
Cloth for Patients' Jackets.....	89	6	9			
Jean	16	17	3			
Duck Frocks.....	19	16	0			
Twillett	10	7	2½			
Towelling	16	4	11			
Coats, Trousers and Vests	65	0	0			
Padding Canvass	2	6	8			
	<hr/>			£1357	14	6½
Less Out-fit charged to County } Treasurers, for 28 Patients at } Cottages, at £5 10s. 0d. each }	154	0	0			
	<hr/>			1203	14	6½
Carried forward	£9056	6	10			

PAYMENTS CONTINUED.

	£	s.	d.	£	s.	d.
Brought forward	9856	6	10			
<i>6.—Furniture and Bedding :</i>						
Bed Tick	25	4	4			
Ironing Blankets	3	12	0			
Carpets	17	15	6			
Blankets	156	10	9			
Brown Holland	18	9	7			
Curled Hair	86	17	8			
Counterpanes	48	1	2			
Chintz and Damask	6	16	8			
Bed Sacking and Canvass	15	1	10 $\frac{1}{2}$			
Waterproof Sheets	26	0	3			
Furniture and Repairing	22	6	4			
Less Bedding Out-fit, charged to)	426	16	1 $\frac{1}{2}$			
County Treasurers, for 28 patients)	182	0	0			
at Cottages, at £6 10s. 0d. each)				244	16	1 $\frac{1}{2}$
<i>7.—Fittings, Repairs, &c., paid for by</i>						
<i>Maintenance Account :</i>						
Brick, Stone, Timber, &c.	99	18	6			
Glass and Putty	20	15	0			
Lime	7	2	10			
Insurance	21	11	0			
Grates	2	1	0			
Ironmonger's sundries	44	11	3			
Oils and Colours	16	14	1 $\frac{1}{2}$			
New Steam Boiler, and Repairing the like	57	6	10			
Coffee Mill	1	17	0			
Report on Water Supply	9	9	0			
Chimney Cowsls	7	18	6			
Materials for Artisans	181	3	3			
Plumbing and Papering	16	16	8			
Encaustic Tiles	1	4	0			
Renewing Drying Stove	5	17	0			
Fenders and Fire Guards	10	6	6			
Glue Pieces	3	19	4			
Repairs at Gas Works	3	19	6			
Carpenters	104	0	0			
Masons	69	13	1			
Renewing Corridor and Day-room Floors	163	16	7			
New Roof to Gas Works	45	0	0			
Less Amount charged to County)	£895	0	11 $\frac{1}{2}$			
Treasurers for renewing Corridor)	208	16	7			
and Day-room Floors, and Roof)				686	4	4 $\frac{1}{2}$
to Gas Works						
Carried forward	£10787	7	4			

PAYMENTS CONTINUED.

	£	s.	d.	£	s.	d.
Brought forward.....	10787	7	4			
<i>8.—Maintenance &c., of Patients under Contract :</i>						
Worcester County Asylum.....	325	16	8			
Dorset ditto	1797	6	5			
Denbigh ditto	691	1	2			
Vernon House, Briton Ferry	79	16	3			
	<u>£2894</u>	<u>0</u>	<u>6</u>			
Less one-fourth of above, Repaid by } County Treasurers	723	10	1½			
				<u>2170</u>	<u>10</u>	<u>4½</u>
<i>9.—Repayments by County Treasurers :</i>						
One-fourth part of Maintenance of } Patients under Contract	723	10	1½			
Renewing Corridor and Day-room Floors	163	16	7			
New Roof to Gas Works	45	0	0			
Out-fit for 28 Patients at Cottages	154	0	0			
Bedding for 28 Patients at Cottages.....	182	0	0			
				<u>1268</u>	<u>6</u>	<u>8½</u>
<i>10.—Farm and Garden :</i>						
Gardener	45	0	0			
Bailiff and Labourer	87	11	0			
Four Cows and Calves	65	0	0			
Thirty-four Pigs	32	3	0			
Corn and Meal	36	1	4½			
Seeds, Trees, Shrubs, &c.	19	6	8			
Artificial Manure and Guano... ..	72	15	1½			
Implements, and Repairs.....	39	4	4			
Hay and Straw	50	8	10			
Potatos for Seed	14	0	0			
Sticks for Garden, Posts and Bushes	5	16	6			
Saddlery, Veterinary, and Shoeing	3	6	1			
Tolls	2	16	2			
Hurdles	2	5	0			
Crops purchased, Rent of Land & Cottage	77	11	4			
Sundries	4	18	2			
				<u>558</u>	<u>3</u>	<u>7</u>
<i>11.—Miscellaneous :</i>						
Musical Instruments and Assistance	8	8	0			
Rates and Taxes	72	14	6½			
Advertising, Printing, Periodicals, } Stationery, Postage Stamps, &c. }	113	13	10			
Earthenware, Pipes, &c.	68	8	6			
	<u>£263</u>	<u>4</u>	<u>10½</u>			
Carried forward.....	£14784	8	0			

PAYMENTS CONTINUED.

<i>Miscellaneous continued</i>		£	s.	d.	£	s.	d.
Brought forward.....		263	4	10 $\frac{1}{2}$	14784	8	0
Cord Wood.....		33	1	1			
Elm Boards and Coffin Furniture		15	18	0			
Shrouds		5	10	0			
Gutta Percha Utensils		1	16	0			
Cooperage		4	9	11			
Repairing and Cleaning Clocks.....		3	18	0			
Baskets, &c.		11	19	1			
Tins, and Repairs of the same		13	14	0			
Carriage of Goods.....		7	5	9			
Disbursed per Steward—Repaid by } Unions and Counties		31	10	2 $\frac{1}{2}$			
Sundries, per Steward....		13	1	11			
Sweeping Chimneys		3	4	6			
Recapturing Escaped Patients		4	18	8			
Postmaster for Letter Bag		1	1	0			
Sundry Haberdashery and Hardware ...		51	3	2			
Blacking and Black Lead		3	14	8			
Male Attendants' Uniforms		57	15	0			
Grinding Scissors, &c		1	7	2			
Female Attendants' Uniforms		37	1	2			
Canvass and Ropes		10	12	8			
Besoms		1	15	0			
Foot Oil		1	17	0			
Engineer, Sundries Purchased		1	19	3			
Cleaning and Dyeing Damask, &c.....		1	11	6			
Wax Bougies.....		1	2	8			
Travelling Expenses of Applicants for } the appointment of Housekeeper }		12	17	0			
Transfer of Patients to other Asylums....		38	13	2			
Visiting ditto ditto.....		6	10	8			
Hair Brushes and Combs		21	7	0			
Leather Gloves for Patients		1	2	0			
Lawn Mower.....		5	10	0			
					670	12	1
Amount placed at Interest					250	0	0
Total Payments		£15705	0	1			

ESTIMATED VALUE
OF
STOCK ON FARM & STOCK IN STORE,
THE 31ST DECEMBER, 1866.

	£	s.	d.
Live and Dead Stock on Farm	592	0	0
Materials and Clothing in Store	724	16	4
Provisions in Store	394	5	6
Necessaries in Store.....	202	12	1
	£1913 13 11		

ESTIMATED VALUE
OF
STOCK ON FARM & STOCK IN STORE,
THE 31ST DECEMBER, 1867.

	£	s.	d.
Live and Dead Stock on Farm	595	17	0
Materials and Clothing in Store	849	0	7
Provisions in Store	328	13	8 $\frac{1}{4}$
Necessaries in Store.....	241	12	3
	£2015 3 6 $\frac{1}{4}$		

Balance Sheet of the General Account for the year ending 31st December, 1866.

RECEIPTS.

	£	s.	d.
Balance in hand, 1st January	3160	6	3½
From Sales of Produce, &c.	117	17	8
<i>Maintenance Account, viz:—</i>			
{ 1st, from Counties & Unions	12150	1	9
{ to which Asylum belongs			
{ Arrears due	467	8	6
{ 2nd, from other Counties	52	9	5
{ and Unions			
From Treasurers of United Counties & City of Hereford for Improvements and for Maintenance of Patients boarded out	1100	0	0
	<hr/>		
	£17055	6	7½

PAYMENTS.

	£	s.	d.
Salaries and Wages	2095	15	0
Provisions	5342	7	11½
Surgery, Dispensary, and Wine	146	9	9
Necessaries	801	10	10½
Clothing	1193	12	4
Bedding and Furniture	294	4	6
Repairs, &c., (Maintenance Account), ..	525	5	10½
Maintenance of Patients under Contract, ..	1571	14	5
{ paid by Asylum (Maintenance Acct.)			
{ Improvements, and Maintenance of	802	1	5
{ Patients paid by County Treasurers			
{ Garden and Farm	492	3	7
Miscellaneous	665	17	11
Balance per Treasurer	2563	6	1
Ditto per Steward	93	7	11
Arrears due	467	8	6
	<hr/>		
	£17055	6	7½

58

S. BROWNING,

Clerk and Steward.

Examined and found correct,

A. WADDINGTON, Auditor.

Balance Sheet of the General Account for the year ending 31st December, 1867.

RECEIPTS.		PAYMENTS.	
	£ s. d.		£ s. d.
Balance in hand, 1st January	2656 14 0	Salaries and Wages	2134 10 1½
From Sales of Produce, &c.	96 2 9	Provisions	5560 18 7
Arrears from last year	467 8 6	Surgery, Dispensary, and Wine	105 19 6
<i>Maintenance Account, viz:—</i>		Necessaries	851 4 1
{ 1st, from Counties & Unions	13762 6 3	Clothing	1203 14 6½
{ to which Asylum belongs }		Bedding, Furniture &c.	244 16 1½
{ Arrears due	317 9 2	Repairs &c., (Maintenance Account)	686 4 4½
{ 2nd, from other Counties	48 19 1	Maintenance of Patients under Contract	2170 10 4½
{ and Unions		paid by Asylum (Maintenance Acct.)	
From Treasurers of United Counties	1600 0 0	Sundries repaid by County and City	1268 6 8½
and City of Hereford		Treasurer	558 3 7
London and North Western Railway	250 8 0	Garden and Farm Expenses	670 12 1
Company for Land		Miscellaneous	3061 1 10
		Balance per Treasurer	115 8 8
		Ditto per Steward	317 9 2
		Arrears due	250 0 0
		Placed at Interest	
	£19198 19 9		£19198 19 9

S. BROWNING,

Clerk and Steward.

Examined and found correct,

A. WADDINGTON, Auditor.

AVERAGE WEEKLY COST
OF
Maintenance, Clothing, Care, &c., of Patients,
DURING THE YEAR 1866.

	s.	d.
Provisions	4	5 $\frac{4}{8}$
Clothing	1	0
Salaries and Wages	1	9
Necessaries	0	8
Surgery, Dispensary, Wine, and Spirits	0	13 $\frac{3}{8}$
Repairs and Fittings	0	52 $\frac{2}{8}$
Bedding and Furniture	0	27 $\frac{7}{8}$
Garden and Farm	0	47 $\frac{7}{8}$
Miscellaneous items	0	65 $\frac{5}{8}$
		9 74 $\frac{4}{8}$
Less Receipts from Sales, &c.	0	11 $\frac{1}{8}$
		9 63 $\frac{3}{8}$

Weekly Average Number of Patients resident..460

Weekly Charge for Patients from Counties & Unions	}	9	0
to which Asylum belongs			
From other Counties and Unions		14	0

AVERAGE WEEKLY COST
OF
Maintenance, Clothing, Care, &c., of Patients,
DURING THE YEAR, 1867.

	s.	d.
Provisions	4	6 ³ / ₈
Clothing	0	11 ⁶ / ₈
Salaries and Wages	1	8 ⁷ / ₈
Necessaries	0	8 ² / ₈
Surgery, Dispensary, and Wine	0	1
Repairs and Fittings	0	6 ⁶ / ₈
Bedding and Furniture	0	2 ³ / ₈
Garden and Farm	0	5 ³ / ₈
Miscellaneous items	0	6 ⁵ / ₈
		9 9 ³ / ₈
Less Receipts from Sales, &c.	0	0 ⁷ / ₈
		9 8 ⁴ / ₈

Weekly Average Number of Patients resident.. 472

Weekly Charge for Patients from Counties & Unions } to which this Asylum belongs	9	6
From other Counties and Unions	14	0

Abstract of Maintenance Account for the Year ending 31st December, 1866.

RECEIPTS.		PAYMENTS.	
	£ s. d.		£ s. d.
To Unions and Counties for Patients only, as per pages 48 and 49, less Arrears from last year	12028 16 10	By Payments as particularized at pages 50 to 54	13931 4 1½
To Cash for Sundries	117 17 8		
To Repayment by County and City } Treasurers, for particulars, see page 52 }	802 1 5		
Arrears due from Unions, see page 49 ..	467 8 6		
Balance against the Year's transactions..	514 19 8½		
	<u>£13931 4 1½</u>		<u>£13931 4 1½</u>

Abstract of Maintenance Account for the year ending 31st December, 1867.

RECEIPTS.		PAYMENTS.	
	£ s. d.		£ s. d.
To Unions and Counties for the Maintenance of Patients only (see Balance Sheet, page 59)	13762 6 3	By Payments as particularized at pages 52 to 56	15455 0 1
Second ditto ditto	48 19 1	Balance in favour of the Year's transactions	38 3 10½
To Cash for Sundries	96 2 9		
To Repayment by County and City } Treasurers for particulars, see page 55 }	1268 6 8½		
Arrears due	317 9 2		
	<u>£15493 3 11½</u>		<u>£15493 3 11½</u>

Financial Position of Maintenance Account 31st December, 1866.

	£	s.	d.		£	s.	d.
Balance per Treasurer's Account, 31st December, 1865	3098	16	10	Balance per Treasurer's Account, 31st December, 1866	2313	17	3
Balance per Steward's Petty Cash Account, 31st December, 1865	61	9	5½	Balance per Steward's Petty Cash Account, 31st December, 1866	93	7	11
Balance due from County and City Treasurers last year	48	9	9	Arrears due	467	8	6
Arrears due last year, since paid	183	12	7	Written off Martley Union	2	15	3
	£3392	8	7½	Balance against the Year's transactions	514	19	8½
					£3392	8	7½

Financial Position of Maintenance Account 31st December, 1867.

	£	s.	d.		£	s.	d.
Balance per Treasurer's Account, 31st December, 1866	2313	17	3	Balance per Treasurer's Account 31st December, 1867	2479	19	8½
Balance per Steward's Petty Cash Account, 31st December, 1866	93	7	11	Balance per Steward's Petty Cash Account 31st, December, 1867	115	8	8
Arrears due ditto	467	8	6	Arrears due	317	9	2
Balance in favour of the year's transactions	38	3	10½				
	£2912	17	6½		£2912	17	6½

CALLS MADE ON COUNTY AND CITY TREASURERS.

Abstract of Account for the Year ending 31st December, 1866.

RECEIPTS.		PAYMENTS.	
	£ s. d.		£ s. d.
To Cash from County and City Treasurers, Call made for £600 and £500 }	1100 0 0	By Balance due to Maintenance Account last year	48 9 9
		By Payments as per page 52	802 1 5
		Balance in hand	249 8 10
	<u>£1100 0 0</u>		<u>£1100 0 0</u>

CALLS MADE ON COUNTY AND CITY TREASURERS.

Abstract of Account for the Year ending 31st December, 1867.

RECEIPTS.		PAYMENTS.	
	£ s. d.		£ s. d.
Balance in hand of Treasurer as at 31st December, 1866.....	249 8 10	By Payments as particularized at page 55	1268 6 8½
Call made for £600 and £1000.....	1600 0 0	Balance in hand 31st December, 1867 ..	581 2 1½
	<u>£1849 8 10</u>		<u>£1849 8 10</u>

Work done in Tailor's and Shoemaker's Shops.

ARTICLES MADE.	During the Year 1866.	During the Year 1867.
Coats and Jackets.....	113	98
Trousers	136	109
Waistcoats.....	70	76
Braces, pairs of.....	65	271
Canvas Dresses and Rugs.....	2	19
Night Blouses	6	3
Beds	0	12
Bolsters	0	12
Caps	377	317
Mats	13	2
Breeches	0	2
Leggings, pair	0	1
Cushions	0	28
Bird Cages.....	0	4
Baskets	0	1
ARTICLES REPAIRED.		
Jackets	451	260
Trousers	1136	1224
Waistcoats.....	449	489
Hair Beds, re-made	435	376
Ditto Bolsters	181	132
Cushions	4	4
Mats	10	10
SHOEMAKER'S SHOP.		
Pairs of Boots and Shoes made	334	274
Pairs of Boots and Shoes repaired	470	444

23

Work done in 1911 and 1912

Date	Description	Amount
Jan 1	Balance forward	100.00
Jan 15	Received from ...	50.00
Jan 30	Received from ...	25.00
Feb 15	Received from ...	75.00
Feb 28	Received from ...	100.00
Mar 15	Received from ...	150.00
Mar 31	Received from ...	200.00
Apr 15	Received from ...	250.00
Apr 30	Received from ...	300.00
May 15	Received from ...	350.00
May 31	Received from ...	400.00
Jun 15	Received from ...	450.00
Jun 30	Received from ...	500.00
Jul 15	Received from ...	550.00
Jul 31	Received from ...	600.00
Aug 15	Received from ...	650.00
Aug 31	Received from ...	700.00
Sep 15	Received from ...	750.00
Sep 30	Received from ...	800.00
Oct 15	Received from ...	850.00
Oct 31	Received from ...	900.00
Nov 15	Received from ...	950.00
Nov 30	Received from ...	1000.00
Dec 15	Received from ...	1050.00
Dec 31	Received from ...	1100.00