

Forty-sixth annual report of the County and City of Worcester Lunatic Asylum for the year 1898, and financial statements, 1898-99.

Contributors

County and City of Worcester Lunatic Asylum.
Brinton, John.
Braine-Hartnell, George.
Morgans, S.
Hadley, John G.
Urmson, G. Harold.
Needham, F.

Publication/Creation

Worcester : printed at the Herald Office, 1899.

Persistent URL

<https://wellcomecollection.org/works/qu5qrmyh>

License and attribution

This work has been identified as being free of known restrictions under copyright law, including all related and neighbouring rights and is being made available under the Creative Commons, Public Domain Mark.

You can copy, modify, distribute and perform the work, even for commercial purposes, without asking permission.



Wellcome Collection
183 Euston Road
London NW1 2BE UK
T +44 (0)20 7611 8722
E library@wellcomecollection.org
<https://wellcomecollection.org>

FORTY-SIXTH

ANNUAL REPORT

OF THE

County and City of Worcester

LUNATIC ASYLUM

FOR THE YEAR 1898,

AND

FINANCIAL STATEMENTS, 1898-9.



WORCESTER:
PRINTED AT THE HERALD OFFICE, 72, HIGH STREET.

—
1899.

CONTENTS.

	PAGE
List of Committee of Visitors and Principal Officers...	3
Annual Report of the Committee of Visitors	5
Chaplains' Reports	10
Report of Commissioners in Lunacy	14
Financial Statement of Mortgage Debt	18
Financial Statement of the New Buildings Account...	20
Financial Statement of Repairs Account	22
Annual Report of Medical Officer and Superintendent	25
Statistical and Medical Tables	31
Financial Statement of the Maintenance Account ...	51
Receipts and Payments	52
Abstract of Accounts	61
Average Weekly Cost	62
Farm and Garden Account	63
Salaries and Wages of Staff	65
Number of Lunatics chargeable to each Union...	67
Contract Prices of Articles of Consumption	69
Regulations as to the Admission of Private Patients	70
Diet Scale	71
Chief Attendants' Returns of Employment of Patients	72

Committee of Visitors for 1898.

FOR THE COUNTY OF WORCESTER.

JOHN BRINTON, Esq. (Chairman), Moor Hall, Stourport.
THE EARL BEAUCHAMP, Madresfield Court, Malvern.
JAMES BEST, Esq., Holt Castle, Worcester.
THE REV. H. W. COVENTRY, Severn Stoke, Worcester.
HARRY E. DIXEY, Esq., M.D., Woodgate, Malvern.
G. W. GROSVENOR, Esq., Broome House, near Stourbridge.
MAJOR W. C. HILL, The Cottage, Malvern Wells.
A. R. HUDSON, Esq., Wick House, Pershore.
C. PELHAM LANE, Esq., Moundsley Hall, King's Norton, Birmingham.
E. V. V. WHEELER, Esq., Newnham Court, Tenbury.
THE REV. J. B. WILSON, Knightwick Rectory, Worcester.

FOR THE CITY OF WORCESTER.

ALBERT BUCK, Esq., MAYOR OF WORCESTER.
HERBERT CALDICOTT, Esq., Worcester.
ERNEST DAY, Esq., Worcester.
WALTER HOLLAND, Esq., Worcester.

Medical Officer and Superintendent.

GEO. M. P. BRAINE-HARTNELL, M.R.C.S., Eng., L.R.C.P., Lond.

Senior Assistant Medical Officer and Deputy Superintendent.

W. BUBB, M.R.C.S., Eng., L.R.C.P., Lond.

Second Assistant Medical Officer.

HERBERT PULFORD, M.A., M.B., B.C., Cantab.

Third Assistant Medical Officer.

H. B. WILKINSON, M.R.C.S., Eng., L.R.C.P., Lond.

Chaplains.

REV. S. MORGANS, B.A.
REV. J. G. DOLAN (R.C.)

Treasurer.

ARTHUR C. CHERRY, Esq.

Clerk to the Committee of Visitors.


MR. W. PRICE HUGHES.

Asylum Clerk & Steward.

MR. J. G. HADLEY.

Auditor.

MR. F. A. WHEELER.



Digitized by the Internet Archive
in 2018 with funding from
Wellcome Library



FORTY-SIXTH ANNUAL REPORT

OF

THE COMMITTEE OF VISITORS

OF

THE COUNTY AND CITY OF WORCESTER

LUNATIC ASYLUM,

*Presented to the County Council of the County of Worcester
and to the Town Council of the City of Worcester, pursuant
to the 190th Section of the Lunacy Act, 1890.*

1.—The Committee of Visitors of the County and City of Worcester Lunatic Asylum beg to lay before the Councils of the County and City their Report for the year ending the 31st December last.

2.—In our last Report we referred to the fact that Dr. Cooke, our then Medical Superintendent, was about to vacate that office on his appointment as one of the Commissioners in Lunacy. We advertised for a successor, and after giving the fullest consideration to the applications from the several candidates for the post, we appointed, in Dr. Cooke's stead, Mr. G. M. P. Braine-Hartnell, who, for some years had acted as Deputy Medical Superintendent under Dr. Cooke. We are glad to say that Mr. Braine-Hartnell's appointment has proved quite satisfactory, and he has discharged the very responsible duties which devolve upon him to our entire satisfaction. Mr. Bubb, the Second Assistant Medical Officer, succeeded Mr. Braine-Hartnell as

Deputy Medical Superintendent, Mr. Pulford being at the time promoted to the position hitherto filled by Mr. Bubb, and Mr. H. B. Wilkinson was appointed Third Assistant in Mr. Pulford's place. Further changes were made in the Medical Staff towards the close of the year, Mr. Pulford resigning his appointment on receiving one at St. Luke's Hospital, and on Mr. Wilkinson's promotion to the post of Second Assistant Medical Officer, Dr. J. Ogilvie Veitch was selected for that of Third Assistant. We are glad to be able to say that all these gentlemen have discharged their duties to our satisfaction, and we hope that there may be no occasion to make any further changes for some time to come.

3.—The Reverend Alfred Bond, for many years our Chaplain, resigned his office after a service of 25 years in the month of May last, and with the approval of the County and City Councils a superannuation allowance of £165 17s. 4d. was granted to him. The Reverend S. Morgans was appointed in Mr. Bond's stead, and we find him most zealous and efficient in the discharge of his duties. Copies of the Reports of Mr. Bond up to the date of his resignation and of Mr. Morgans since his appointment are appended. No other changes in the officers have occurred during the year. The necessary increase in the House Staff on the completion of the New Buildings has been made, and we are glad to be able to state that the conduct of the Officers and Attendants generally has been satisfactory. Two superannuation allowances to former artisans employed in the Asylum have dropped during the year, namely those made to John Roberts and Michael Goodwin.

4.—We have held the usual Monthly and 3 Special Meetings during the year. The House Committee have met from time to time as required by the Rules, while the several Sub-Committees have also met as necessity occasioned. During the year we lost the services of one of the City Members of our Body, Mr. Alderman Herbert Caldicott, who, during the many years he was on the Committee, never ceased to take an active interest in the affairs of the Asylum and the interests of the Patients.

The following is a Table of the attendances of the Committee :—

	SPECIAL AND GENERAL MEETINGS.	HOUSE COMMITTEE MEETINGS.
The Earl Beauchamp.....	1 ...	1
John Brinton, Esq. (Chairman)	14 ...	4
James Best, Esq.	11 ...	3
Rev. H. W. Coventry	15 ...	6
Harry E. Dixey, Esq., M.D.	8 ...	2
G. W. Grosvenor, Esq.	14 ...	1
Major W. C. Hill	11 ...	3
A. R. Hudson, Esq.	10 ...	0
C. Pelham Lane, Esq.	14 ...	1
E. V. V. Wheeler, Esq.....	8 ...	1
Rev. J. B. Wilson	12 ...	6
The Mayor of Worcester (Albert Buck, Esq.).....	4 ...	1
Herbert Caldicott, Esq.....	1 ...	1
Ernest Day, Esq.	14 ...	3
Walter Holland, Esq.	6 ...	1

5.—Deputations from Boards of Guardians in the County and City have visited the Asylum during the year and seen the Patients belonging to their respective Unions. The reports made by these Deputations to their Unions express their approval of the manner in which the Patients in the Asylum are treated alike by the Medical Officers and Attendants.

6.—We have been able to reduce the rate of maintenance from 8s. 2d., at which it had remained for some years past, to 7s. 10½d. per head per week, and that without any diminution in the comforts which we are able to give to the Patients.

7.—Two of the Commissioners of Lunacy visited the Asylum in the month of July last, when the Asylum, with the additional accommodation which had then been provided, was thoroughly inspected by them. A copy of their Report will be found in the Appendix (Schedule II.) The subject of further accommodation referred to by the Commissioners in their Report is a matter now under the consideration of a Special Committee, which has been

appointed by the County Council, and we need not further remark upon it, though we regret that the increase of Lunacy, which is not confined to either this County or City, should seem to necessitate an increase in the large accommodation which the County and City of Worcester have already been called upon to provide.

8.—The new Buildings and Extensions have been completed, and are now occupied, and have enabled us to secure better and more extended accommodation for our Patients. The total cost of the new Buildings, furnishing and fitting thereof, has not yet been ascertained, but will be reported to the Councils so soon as the accounts can be made up.

9.—The works for providing a better and more efficient Water Supply to the Asylum have been carried out under the supervision of Mr. E. B. Marten, C.E., and they have so far afforded, and we believe will continue to render us the advantages we contemplated to derive therefrom. We are indebted both to the Earl of Coventry and the Earl Beauchamp for the facilities their Lordships gave us for carrying out these works.

10.—The Accounts of the Asylum for the year ending the 31st March last were audited by Mr. W. D. Easterby, the Auditor of the Local Government Board, in the month of August last, and his report thereon was received by your Committee in the following month. We have carried out certain suggestions which Mr. Easterby made with reference to dealing with the Asylum Farm Accounts.

11.—The Workman's Compensation Act, 1897, has engaged the attention of your Committee, and we have been in communication with the Visiting Committees of other Asylums as to the action they proposed to adopt in effecting assurances against the legal liabilities which, under that Act, we might be under to workmen and others employed at the Asylum. Pending further information on the subject, we decided not to take any action in this respect at present. So far no case has occurred at the Asylum under which the provisions of that Act could have been called into operation.

12.—The following Table shows the number of Patients in the Asylum at the last meeting of the House Committee in each of the following years, 23 being the increase in the present year since issuing the last Report:—

	Male.		Female.		Total.
1893.	443	560	1003
1894.	447	560	1007
1895.	467	584	1051
1896.	455	591	1046
1897.	482	609	1091
1898.	490	624	1114

The totals of 1893 and 1894 include the 60 Patients, 30 Male and 30 Female, received under Contract from the County of Stafford. That for 1895 includes 15 Male and 30 Female Patients from the same County, then still remaining at Powick, but since removed, as the whole of the accommodation of our Asylum was needed for our own Patients.

13.—We append to this Report prints of:—

- (I.) Chaplains' Reports.
- (II.) Report of Commissioners in Lunacy.
- (III.) Table showing state of Mortgage Debt.

JOHN BRINTON,

CHAIRMAN.

Powick,

6th February, 1899.

[SCHEDULE I.]

CHAPLAIN'S REPORT

(REV. ALFRED BOND).

REPORT FOR COMMITTEE OF VISITORS.

MY LORD AND GENTLEMEN,

At the end of my Chaplaincy of twenty-five years and eleven months I think it right to enter in my Journal a few statements for my successor to affix to his Annual Report at the close of the year.

I am anxious, first of all, to express my sincere thanks for the great consideration you and preceding Committees have always extended to me, and particularly for the final grace in granting me the full pension allowed under the existing scheme; and if I have not had all I have desired in past years, I have remembered that next to the welfare of the patients you have had to safeguard the interests of the public, whose servants we are.

For all past kindnesses I thank with much feeling the Medical Officers, my other colleagues, and all the Staff, amongst whom I have lived as one of a large happy family. They, and, so far as mental power availed, the patients themselves have made my work indeed a labour of love and sincere pleasure and happiness; and I trust that when weighed in the Divine balance my efforts for their welfare will not be found altogether wanting.

If I may suggest anything for the future, I should say that, though I have visited the Wards three times a week, now, under the extension of the Asylum, two through the Wards and one through the Laundry and Workshops would be a better arrangement.

Within the last two months I have completed the stock of Hymn Books, Bibles, and Prayer Books in the Wards at present occupied, and I have left a small but insufficient stock for my successor to supply to the New Wards when opened.

Within the last few days I have myself carefully looked over the Library, of which 157 volumes have been in use so far this year. I have condemned as useless through mutilation, &c., a considerable number, and I recommend, what I have some time contemplated asking the Committee, the purchase of modern light, but well-selected, literature to fill up the blank numbers. I have ticked off all volumes that are actually in the Library, and have put them in consecutive order. The following four are wanting which may yet turn up: 132, 553, 1030, 1080.

I have discharged the ordinary duties of my office as hitherto directed, and this year have been absent only when my recent appointment elsewhere absolutely called me away, except for 2 or 3 added days in town.

I have administered Holy Communion in the Chapel four times so far this year, and I hope the new arrangement may be found a blessing under my successor.

I shall leave to him to report all averages at the end of the year. Wishing him all usefulness and happiness in his work,

I am, my Lord and Gentlemen,

Faithfully your obedient Servant,

ALFRED BOND, B.A.,

Powick,

May 31st, 1898.

RETIRING CHAPLAIN AND
RECTOR OF ICOMB.

CHAPLAIN'S REPORT

(REV. S. MORGANS).

COUNTY AND CITY ASYLUM,

WORCESTER, DEC. 31ST, 1898.

MR. CHAIRMAN, MY LORD, AND GENTLEMEN,

I respectfully beg to submit to you my report as Chaplain of your Asylum for the year ending to-day.

The duties of Chaplain have been discharged by me during the last seven months only. To succeed one who so ably discharged them for many years is no light matter. I trust, however, that my efforts may be in some degree beneficial to those committed to my charge.

The Services have been duly performed each week-day and twice every Sunday. I have also held Services of a short and simple character for those who have been unable to attend Chapel. The demeanour of both Staff and Patients during Divine Service has been attentive and reverent.

The Holy Communion has been celebrated on the second Sunday in each month. The average number of Communicants is 42. I have every reason to hope that those who communicate do so in a proper spirit. The Staff at present have no opportunity of receiving the Holy Communion. If arrangements can be made, and a desire to attend expressed by a sufficient number, I shall be pleased to hold a special Service for that purpose.

I have visited all the Wards twice a week, and occasionally the Laundry, Shops, and other places, where the Patients may be employed in work.

The Library contains nearly 900 volumes. These are regularly issued and greatly appreciated. Some of the books, however, are very old and uninteresting, and several

are defective. I would respectfully suggest that a few modern books be purchased. To meet the requirements of several Wards, an additional supply of Bibles, Hymn, and Prayer Books is also needed.

I should like to express my thanks to those who form the Choir, and who so cheerfully help to make the Chapel Services bright and hearty.

I would also venture to record my appreciation of the kindness and courtesy extended to me by the Medical Superintendent, the Officers, and the Staff of your Asylum during the period that I have been amongst them.

I have the honour to be,

Your faithful and obedient Servant,

S. MORGANS,

To THE COMMITTEE OF VISITORS,

CHAPLAIN.

COUNTY AND CITY ASYLUM, WORCESTER.

[SCHEDULE II.]

REPORT OF COMMISSIONERS IN LUNACY.

WORCESTER COUNTY LUNATIC ASYLUM,

JULY 18TH, 1898.

Having completed our annual inspection of this Asylum, we can report that it is maintained generally in very good order. The Wards, both Day Rooms and Dormitories, are clean and bright; and very fairly supplied with plants and objects of interest, but we must again press for a more liberal supply of books, to be kept in bookcases open to the Patients. And here we must express the hope that the Committee will see their way to having the rough walls of the main building plastered, a work that may be carried out by degrees as the Wards require renewed decoration. The result, both as regards appearance and improved sanitation, would amply repay the outlay upon it. We found, as usual, the bedding everywhere in excellent order.

The additional Dormitories for females at the Annexe are ready for occupation, but the furniture supplied by the Contractor has had in great measure to be returned as being inferior to sample, so that only two Dormitories are yet occupied. We trust that the opening of these Dormitories will be followed by a reduction of beds in the many now overcrowded rooms in the old building; and we recommend that all Dormitories be accurately measured, so that there may be allowed to each bed in associated Dormitories the minimum floor space of fifty feet. We again recommend the plan of staining and varnishing floors, and keeping them clean by dry rubbing instead of scouring. Also the fitting of outside handles to single room doors. The Nurses' Block is also finished, but, for the reason given above, the rooms are not yet furnished. It contains two small Sitting Rooms, but a good sized Recreation Room is still a desideratum.

We find to-day on the books 1,095 Patients, 475 being males and 620 females. Five are out on trial, leaving 1,090 in the Asylum. There are on the books eight more Patients than at the last visit. There are none boarded out. Forty-eight are of the private class, and one is out-county. The estimated accommodation of the Asylum, according to the minima of day and sleeping space sanctioned by our Board, being as at the last visit, sufficient for 1,060 Patients, there is now an overplus of 35 patients; and, this being so, it is evident that before long the County will have serious difficulty in providing adequately for its pauper insane, and in these circumstances it behoves the Council to consider in time how that difficulty shall be met and avoided. Our Board would, we think, deprecate any further extension of this Asylum, the administrative departments of which are already too small for the present number of Patients, and would probably recommend the erection of a second Asylum.

Since the visit paid on November 13th, 1897, 137 Patients have been admitted; 56 discharged or removed, of whom 46 had recovered, and 73 have died. The percentage of recoveries upon the number of admissions in 1897 was 32.30; and that of deaths on the average number of Patients in residence was 7.

The 73 deaths, in 82 per cent. of which *post mortem* examinations were made, were all the result of natural causes, but 20.5 per cent. were due to Phthisis, and 33 per cent. to Pneumonia. One death resulted from Erysipelas, of which there have been two cases, and one from Dysentery, of which two cases also have occurred. One case of Scarlet Fever, which recovered, made up the list of epidemic or zymotic diseases which have appeared in the Asylum. There has not been an Inquest. It is satisfactory to report that in only one of the deaths was a bed sore present; and that none of the 11 men and 19 women whom we saw in bed to-day were so suffering.

There are only 2 casualties to notice, both accidental.

No mechanical restraint has been used since the last visit; but 9 males on 21 occasions, and for 123½ hours;

and 25 females, on 93 occasions, and for 231 hours, have been in seclusion.

There are now among the Patients 208 afflicted with epilepsy, or the large percentage of 19; the paralytics are 11, or only 1 per cent.; and the actively suicidal 27, or 2.5 per cent. The epileptics and suicidal continue to sleep under constant supervision, and the beds or bedding throughout the Asylum reported to have been wetted last night were those of 36 Patients, or 3.3 per cent. of the whole.

The Patients usually attending Chapel on Sunday number 640, or 59 per cent.; and about 164 attend the service in the Infirmarys, and 31 that of the Roman Catholic Church. About 59 per cent. also attend the associated entertainments; 62 per cent. walk weekly or oftener beyond the Asylum Estate; 32 per cent. daily in the grounds outside the Airing Courts; with about 20 per cent., not physically incapacitated, are confined for exercise. The latter proportion might well be reduced.

As regards useful employment, we learn that some 344 men and 454 women engage in it; being the satisfactory proportions of 72 and 73 per cent. of the total numbers of each.

We have given to all the Patients the opportunity of speaking with us. As usual appeals for discharge were numerous; but except a few, manifestly delusional, no complaints of ill-treatment were preferred. We are able to commend very highly the dress of both sexes, and both men and women were neat and tidy. No Patient was wearing a strong dress, but 9 wear them at night.

We find that the present staff of attendants for day duty, exclusive of head attendants, artizans, and laundry-maids, comprises 46 men and 51 women; giving one to 10 Patients in the male, and one to 12 in the female division. For night duty there are 6 men and 8 women. Of the total number of attendants 20 per cent. have not yet completed 12 months' service, but 35 per cent. have more than five years' service. Each attendant who has served two years wears the badge of a star or stripe,

which is accompanied by a bonus of a halfpenny a day; for five years' service another badge is added, and the allowance is a penny halfpenny a day; and for ten years a third badge is given, and the allowance is threepence halfpenny a day. The condition is attached, however, of passing the customary examination of the Psychological Society. Only one attendant was dismissed last year for misconduct.

The Medical Staff has been changed since the last visit by the selection of Dr. Marriott Cooke by the Lord Chancellor to fill a vacancy in our Commission, and the appointment of Dr. Braine-Hartnell, for several years the Senior Assistant Medical Officer, to the post of Superintendent. There are still three Assistant Medical Officers, and we find the medical records properly kept, and minute pathological research continuing to be prosecuted.

We should notice the construction of a reservoir to contain 800,000 gallons of water, which is complete, but not yet filled, pending the erection of a protective fence round it.

The present rate of charge for Home County Patients is 8/2, and for Private Patients 15/- a week.

C. S. BAGOT,	}	COMMISSIONERS IN LUNACY.
F. NEEDHAM,		

[SCHEDULE III.]


STATEMENT OF MORTGAGE DEBT.

	For the County.	For the City.	Total.
	£ s. d.	£ s. d.	£ s. d.
The total aggregate } originally borrowed amounted to	56,888 17 8	7,111 2 4	64,000 0 0
Borrowed since	77,327 16 4	9,126 14 0	86,454 10 4
Principal Paid off.....	134,216 14 0 103,052 10 0	16,237 16 4 9,842 16 4	150,454 10 4 112,895 6 4
„ Remaining unpaid.	31,164 4 0	*6,395 0 0	37,559 4 0

* £1,359 10s. 1d. has been set aside to the Loans Fund towards paying off the balance remaining unpaid.

JOHN BRINTON,

CHAIRMAN



ACCOUNT.

from 1st April, 1898, to 31st March, 1899.

PAYMENTS.

	£	s.	d.
Balance due at commencement of Year	234	17	7
Messrs. J. Wood and Sons, on Account of Contract for New Wards	2,500	0	0
Messrs. G. N. Haden and Sons, on Account of Contract for Engineering Works	400	0	0
Clerk of Works, Salary &c.	31	13	10
Bedding, Clothing, &c., Supplied through Stores	1,527	12	9
Furniture supplied under Contract	313	8	6
Iron Bedsteads with Wire Mattresses	232	10	0
Gas Mains and Fittings ..	112	14	0
Locks and Fixing	112	2	7
Blind Rollers, Towel Rollers, Shelves, Cupboards, and other Fixtures ...	76	13	6
Chairs	56	6	0
Fire Pumps and Buckets.....	29	6	8
Electric Bells and Tell-tale connections	18	5	8
Pictures and Moulding	17	8	11
Fire Guards	13	4	0
Clocks	12	9	0
Cretonne	7	11	0
Upholsterer's Work	4	9	6
Brass and Wire Work	4	16	11
Oak Beading	4	7	11
Mats and Rugs	4	6	8
Floor Polish	3	12	0
Iron	2	15	10
Carriage of Goods	1	3	0
Excavator's Wages, laying out grounds	27	12	6
Compensation for Right of Way to Site	3	15	0
Mr. T. Vale on Account of Contract for Reservoir	1,047	0	0
Clerk of Works on Reservoir	62	17	4
Lock for Reservoir Fence		12	0
	6,863	12	8

REPAIRS

Statement showing Receipts and Payments

RECEIPTS.


	£	s.	d.	£	s.	d.
County Council	1246	6	7			
City Council	155	15	10			
				1,402	2	5
Excess of weekly charge on:—						
Out County Patients.....	23	9	5			
Private Patients.....	666	17	5			
Criminal Patients	78	14	2			
				769	1	0
Rent of Cottages, &c.				89	16	3
/						
Balance due to Treasurer	969	2	8			
" Clerk	59	13	8			
				1,028	16	4
				3,289	16	0

ACCOUNT.

from 1st April, 1898, to 31st March, 1899.

PAYMENTS.

	£	s.	d.
Balance due at commencement of year	1,443	16	7
Artizans' and Labourers' Wages	527	7	5
Iron, &c., for use in Blacksmith's Shop	25	16	5
Iron Castings for various purposes	39	9	2
Iron Castings for Retort House	39	10	0
Tubing for Steam and Gas	5	1	9
Cocks, Valves, &c.	12	8	2
Composition for covering Steam Pipes	4	1	3
Asbestos and India Rubber Packing	4	15	5
W.C. Fittings	15	16	3
Locks, &c.	16	18	6
Gas Fittings	3	3	9
Brasswork	7	3	4
Radiators	11	11	0
Tools, Paint Brushes, &c.	38	5	9
Electrical Appliances	6	0	9
Iron Fencing for Gas Works	44	8	2
Fire Bricks for Gas Ovens and Labour Fixing	43	19	0
Paints, Oils, &c.	101	10	1
White and Red Lead	36	3	6
Wall Paper	6	10	2
Window Glass	27	3	3
Lead	7	18	3
Rain Water Spouting	4	15	8
Builders' Bricks	21	0	0
Blue Bricks	5	6	0
White Glazed Bricks	7	0	0
Slates	17	6	3
Cement and Lime	10	15	0
Sand	2	3	0
Sanitary Pipes	12	2	4
Sinks	7	17	6
Stone	1	5	8
Timber	100	15	5
Road Stone	34	8	0
Sand for Filter Beds and Carriage	10	5	6
Fire Hose	0	17	9
Allowances to Fire Brigade	19	4	0
Fire Insurance	88	7	6
Carriage of Goods, &c.	5	2	6
Water Analysis, Fees	3	3	0
Pensions	469	3	0
	3,289	16	0



THE FORTY-SIXTH ANNUAL REPORT
OF THE
MEDICAL OFFICER & SUPERINTENDENT.

*To the Committee of Visitors of the Worcester County and
City Asylum.*

MR. CHAIRMAN, MY LORD, AND GENTLEMEN,

I beg to submit to your consideration the Annual Report on the condition and management of your Asylum for the year ending December 31st, 1898.

Appended you will find the usual Statistical Tables, with information as to the admissions, discharges, and deaths of the patients during the last 12 months, and from the opening of the Asylum. The Financial Statement for the year ending March 31st, 1899, prepared by the Asylum Clerk, with his usual care, is also subjoined.

The changes that occurred among the patients were as follows :

	Males.	Females.	Total.
Total number of patients belonging to the Asylum			
1st January 1898	482	617	1,099
Admitted	98	108	206
Discharged	29	40	69
Died	50	56	106
Total number of patients in Asylum 31st December, 1898	501	629	1,130

These figures show that at the end of the year there were 31 more patients in the Asylum than at the commencement, the increase being 19 on the male and 12 on the female side. The average number resident was 1096 : 479 males and 617 females.

ADMISSIONS.—206 Patients were admitted during the year. This is about the average of the last 10 years. The following table shows the state of their bodily health on admission :—

BODILY HEALTH OF THOSE ADMITTED.

	Males.	Females.	Total.
In Good Bodily Health and Condition ...	7	13	20
In Indifferent Health and Reduced Condition ...	59	83	142
In Bad Health and Exhausted Condition ...	32	12	44

The number of those suffering from General Paralysis was 18. Of those admitted during the year 15 have been discharged "recovered." Sixteen have died.

A male patient was admitted with a recent cut throat.

A female patient was found to have a fractured arm on admission.

DISCHARGES.—Fifty-seven patients were discharged "recovered," being at the rate of 29·68 per cent. of the number admitted, excluding transfers from other Asylums. This is the lowest recovery rate since the year 1889.

DEATHS.—The death-rate calculated on the average number resident was 9·67. This is 2·67 more than the percentage last year.

The following is a short summary of the causes of death. A full account is given in Table V.

SUMMARY OF CAUSES OF DEATH.

	Males.	Females.	Total.
Diseases of Brain and Spinal Cord ...	14	16	30
„ „ Heart and Lungs ...	27	25	52
„ „ Abdominal Organs ...	2	2	4
Senile Degeneration ...	4	8	12
Other Causes ...	3	5	8

Post-mortem examinations were made in 84 out of the 106 deaths.

BIRTHS.—A.W., married woman, admitted in a pregnant condition, was confined of twins. The patient has since left the Asylum "recovered."

PRIVATE PATIENTS.—These have increased by two during the year. Twelve were admitted, 7 were discharged, 3 died. Fifty-one remained at the end of the year.

INQUESTS.—No inquest has been held during the year.

ACCIDENTS.—There have been several casualties, involving fractured bones, all due to accident or done through the instrumentality of fellow patients. These were all, as they occurred, reported to your Committee.

ESCAPES.—One female patient effected her escape. She was brought back from her friends in Gloucestershire after an absence of three days.

HEALTH.—One female patient contracted Scarlet Fever—the source of infection could not be traced. The same must be said about the case of Typhoid Fever in a male patient, which ended fatally. One patient, a woman, had a slight attack of chicken-pox.

I regret to have to report that Colitis has been present, at intervals, during the year. The treatment of this disease that was found so effective last year did not produce a like good result on this occasion. It is worthy of notice that it has not yet appeared on the female side in the old building. The deaths from this cause numbered 3—2 males and 1 female. One of the Staff was attacked, and made a good recovery.

STAFF.—I am indebted to Mr. Bubb, my Deputy, for much ready assistance, and to him and Dr. Pulford for the great interest they display in the welfare of the place. I have to express my thanks for the assistance I have received from the other Officers. Their help, willingly given, and the benefit of their experience, has at all times been most valuable to me. In April last Mr. H. B. Wilkinson was appointed Third Assistant Medical Officer. He has proved himself a capable officer, and his musical abilities are freely given for the benefit of the patients.

In June last the Rev. A. Bond, who had held the post of Chaplain to your Asylum for a period of upwards of 25 years, resigned. He left with hearty expressions of goodwill from the Staff and Patients.

The Rev. S. Morgans was appointed to succeed him. He has thrown himself into the work with energy.

James Jones, Water Supply Man, died in April last. He had been in the service of your Committee for 14 years. Before his death he had been for some little time incapacitated from work.

The changes among the female Staff have been owing to the usual causes. Several left to get married, some to take up nursing, and many wishing for a change. These latter are a source of trouble to Asylum Medical Officers. If all Superintendents would agree not to take Nurses or Attendants who have been in another Asylum, I think it would be found that "the wish for a change" would soon be a thing of the past.

Three male Attendants were dismissed for breaches of the Asylum Regulations.

The conduct of the Staff has otherwise been most satisfactory.

The following is a numerical statement of the Staff:—

NUMERICAL STATEMENT OF THE STAFF.

	Males.	Females.	Total.
Superintendent and Medical Officer	1	...	1
Assistant Medical Officers	3	...	3
Other Officers	8	4	92
Ward Day Attendants (including 5 Artizan Attendants)	44	52	16
Ward Night Attendants	7	9	16
Tradesmen and Artizan Attendants who do no Ward Duty	7	...	7
Storekeeper's and Engineer's Assistants, Stokers, &c...	11	...	11
Gardeners and Farm Servants	13	...	13
Porters, Cooks, Laundry Maids, and other Domestic Servants	2	14	16
Employed Temporarily or on Probation... ..	1	...	1
Total ...	97	79	176

COMMISSIONERS IN LUNACY.—Two members of the Board of the Commissioners in Lunacy made their annual visit on July 18th. Their report was a favourable one.

GENERAL MATTERS.—The average weekly cost per Patient for the year was 7s. 7½d. This is 1½d. more than the cost last year, and is accounted for by the increased price of flour and also by the reduced profit on the Farm.

In October last your Committee reduced the charge for maintenance to the Guardians from 8s. 2d. to 7s. 10½d. per week.

The Reservoir mentioned in the last Report has been finished, and has proved of great use. The condition of the water has been improved.

The New Wards have been occupied by female patients. A delay was caused in the opening of the same, owing to the fact that your Committee had to reject some of the furniture which had been supplied.

It may seem incredible just after speaking about the opening of new Wards to say that at the present time the female side is overcrowded. Such is, however, the fact, and I must draw the attention of your Committee to the point. We have, according to the requirements of the Commissioners in Lunacy, space for 617 beds for female patients. There were on December 31st, 1898, 629 female patients. We had, thus, on that date 12 more female patients than our proper number. Looking this fact in the face it is necessary that without any delay the building of a second Asylum should be put in hand, as long before it would be ready for occupation we should have to find room elsewhere for our surplus population.

We regret the loss through death of the late Alderman H. Caldicott. He was a regular attendant at the meetings of your Committee, and took a keen interest in all that concerned the Asylum.

During the year death has removed John Roberts and Michael Goodwin, both pensioners of your Committee.

The following Boards of Guardians have visited the Asylum, and have reported in satisfactory terms as to the care and treatment of their patients :—Bromsgrove, Dudley, Kidderminster, King's Norton, Martley, Stourbridge, Tewkesbury, West Bromwich, and Worcester. There are twenty-three Unions in the County of Worcester; nine of these have visited their patients. We should be glad to

welcome more Boards of Guardians, and there is no doubt that the visits do good to the patients, and are much appreciated by them.

The Farm shows a profit of £490 1s. 8d. on the year's working. A Dutch Barn has been erected at the Home Farm at a cost of £156. This, in part, accounts for the diminution in the profit, and for the increase in the cost of maintenance.

I have to thank the Editors of the following papers—*Berrow's Worcester Journal*, *The Herald*, and *The Chronicle*—for their kindness in sending copies of their papers for the use of the patients.

In conclusion, I have to thank your Committee for your invariable kindness and consideration during the past year. To you, Mr. Chairman, I am indebted for your ever-ready help, advice and encouragement, which have tended not a little to lessen the cares of the work.

I have the honour to remain,

Mr. Chairman, My Lord, and Gentlemen,

Your obedient Servant,

GEO. M. P. BRAINE-HARTNELL,

Medical Officer and Superintendent.

May 1st, 1899.

STATISTICAL
AND
MEDICAL TABLES
1898.

TABLE I.

*Showing the Admissions, Re-admissions, Discharges, and Deaths
during the year ending 31st December, 1898.*

	M.	F.	T.	M.	F.	T.
In Asylum January 1st, 1898				482	617	1099
Cases admitted—						
First admissions	92	89	181			
Not first admissions	6	19	25			
Total cases admitted during the year				98	108	206
Total cases under care during the } year				580	725	1305
Cases discharged—						
Recovered	25	32	57			
Relieved	2	3	5			
Not improved	2	5	7			
Died	50	56	106			
Total cases discharged and died } during the year				79	96	175
Remaining in the Asylum 31st } December, 1898				501	629	1130
Average number resident during } the year				479	617	1096
Persons * under care during the } year†				579	725	1304
Persons admitted „ „				97	108	205
Persons recovered „ „				25	32	57
Transferred ‡ to the Asylum.....				7	7	14
„ from the Asylum ...				3	5	8

* Persons, *i.e.*, separate persons in contradistinction to “cases” which may include the same individual more than once.

† Total cases, minus re-admissions of patients discharged during the current year.

‡ Patients transferred from one asylum, &c., to another, even when re-certified, are regarded as transfers.

TABLE IA.

Showing (1) the Previous Attacks among Persons admitted during the year 1898, and (2) the number of Times they had previously Recovered in this or any Asylum.

(1) NUMBER OF PREVIOUS ATTACKS.	PERSONS.		
	Male.	Female.	Total.
Have had 1 attack	5	18	23
„ 2 attacks	3	6	9
„ 3 „	1	2	3
„ 4 „	1	1
„ 5 „ or more	2	2
„ several attacks	3	3
„ unknown „	1	1

(2) NUMBER OF TIMES PATIENTS RECOVERED.	IN THIS ASYLUM.			IN ANY ASYLUM.*		
	M.	F.	T.	M.	F.	T.
Once	5	12	17
Twice	1	2	3
Three	1	1

* This information is not given owing to the impossibility of supplying it with accuracy.

TABLE II.

*Showing the Admissions, Re-admissions, Discharges, and Deaths
from the opening of the Asylum to the 31st December, 1898.*

	M.	F.	T.	M.	F.	T.
<i>Persons</i> admitted during the } period of 46 years and } 4 months... .. }	3372	3259	6631			
Re-admissions	452	575	1027			
Total <i>Cases</i> admitted				3824	3834	7658
Discharged <i>Cases</i> :—						
Recovered	1031	1420	2451			
Relieved	239	232	471			
Not improved	330	245	575			
Died... ..	1723	1308	3031			
Total <i>Cases</i> discharged and died } since the opening of the } Asylum }				3323	3205	6528
Remaining 31st December, 1898...				501	629	1130
Average number resident during } the 46.39 years }				295	374	669
Transferred to the Asylum ...				397	339	736
„ from the Asylum ...				416	329	745

TABLE IIa.

Showing the Admissions and Recoveries of Persons from 11th August, 1852, to the present date, 31st December, 1898.*
(46·39 years).

HISTORY OF RECOVERIES OF PERSONS.				The same only omitting all Persons transferred from other Asylums &c.		
	M.	F.	T.	M.	F.	T.
<i>Persons</i> admitted during the } 46·39 years ... }	3372	3259	6631
Of whom were discharged recovered during the same period, being 29·7 per cent of <i>Persons</i> admitted ... }	852	1124	1976
Of whom were re-admitted relapsed† ... }	226	317	543
Leaving recovered <i>Persons</i> who have not relapsed ... }	626	807	1433
Relapsed <i>Persons</i> discharged recovered‡ ... }	87	121	208
Net recovered <i>Persons</i> being 24·7 per cent. of persons admitted ... }	713	928	1641

* *Persons*, i.e., separate persons in contradistinction to *Cases* which may include the same individual more than once.


Re-admission applies only to re-admission into this Asylum.

† i.e., *Persons* who have relapsed one or more times.

‡ i.e., After last re-admission, if relapsed more than once.

|| i.e., Recovered persons sane at the present time so far as the Asylum statistics show.

¶ This information is not given owing to the impossibility of supplying it with accuracy.



Showing the Admissions, Discharges, and Deaths, with the Mean Annual Mortality and proportion of Recoveries per cent. of the Admissions for each year since the Opening of the Asylum, 11th August, 1852.

Dates.	Admitted.			Discharged.									Died.			Remained at close of Year.			Average Number Resident.			Per-centage of Recoveries on Admissions.			Per-centage of Deaths on Average Number Resident.			
	Recovered.			Relieved.			NotImproved																					
Males.	Females.	Total.	Males.	Females.	Total.	Males.	Females.	Total.	Males.	Females.	Total.	Males.	Females.	Total.	Males.	Females.	Total.	Males.	Females.	Total.	Males.	Females.	Total.	Males.	Females.	Total.		
From Aug. 11th to Dec. 31st.																												
1852	91	101	192	5	2	7	2	2	1	1	2	2	4	81	97	178	69	83	152	5.5	1.9	3.7	2.9	2.4	2.6			
1853	52	45	97	9	16	25	2	3	5	1	2	3	19	12	31	102	109	211	90	104	194	17.3	35.5	25.7	21.1	11.5	16.0	
1854	41	47	88	8	14	22	5	3	8	26	25	51	104	114	218	104	112	216	19.5	29.8	25.0	25.0	22.3	23.6	
1855	53	48	101	19	19	38	7	5	12	24	15	39	107	123	230	110	121	231	35.8	39.6	37.6	21.8	12.4	16.9	
1856	41	39	80	12	14	26	1	1	2	2	17	13	30	116	135	251	114	130	244	29.3	35.9	32.5	14.9	10.0	12.3
1857 (a)	74	56	130	18	11	29	2	2	3	3	10	19	29	157	161	318	124	149	273	34.3	19.6	22.3	8.0	12.7	10.6
1858 (a)	40	52	92	12	19	31	4	2	6	1	1	1	15	13	28	165	179	344	159	171	330	30.0	36.5	33.7	9.4	7.6	8.5	
1859 (a)	56	64	120	17	26	43	5	4	9	1	1	2	22	18	40	176	194	370	177	185	362	30.3	40.6	35.8	12.4	9.7	10.0	
1860 (a)	61	71	132	18	20	38	13	7	20	20	20	20	27	23	50	159	215	374	168	206	374	29.5	28.2	28.8	16.0	11.1	13.3	
1861	62	68	130	16	26	42	4	7	11	2	2	2	27	14	41	172	236	408	165	224	389	25.8	38.2	32.3	16.3	6.2	10.5	
1862	64	54	118	22	24	46	3	4	7	3	3	3	24	21	45	184	241	425	181	236	417	34.3	44.4	39.0	13.2	8.9	10.8	
1863 (b)	62	97	159	23	31	54	7	4	11	4	28	26	54	184	277	461	187	248	435	371	32.0	34.0	34.0	14.9	10.4	12.4		
1864 (b, c)	67	103	170	26	22	48	5	3	8	1	1	2	34	36	70	185	318	503	187	312	499	38.8	21.3	28.2	18.1	11.5	14.0	
1865 (b, c)	72	68	140	15	34	49	2	1	3	3	1	4	26	21	47	211	329	540	196	316	512	20.8	50.0	35.0	13.2	6.6	9.1	
1866 (b, c)	76	79	155	18	28	46	1	13	14	12	12	30	23	53	238	332	570	221	337	558	23.7	35.4	29.6	13.5	6.8	9.5		
1867 (d)	79	80	159	25	25	50	9	7	16	3	1	4	36	28	64	244	351	595	242	345	587	31.6	31.2	31.4	14.8	8.1	10.9	
1868 (d)	87	69	156	21	28	49	2	5	7	3	6	9	44	27	71	261	354	615	254	349	603	24.1	40.6	31.4	17.3	7.6	11.7	
1869 (e)	82	74	156	20	30	50	1	5	6	4	4	39	28	67	279	365	644	268	359	627	24.4	40.5	32.0	14.5	7.8	10.7		
1870 (f)	62	112	174	23	33	56	3	15	18	3	18	21	47	32	79	265	379	644	275	366	641	37.1	29.4	32.2	17.0	8.7	12.3	
1871 (f)	107	68	175	30	49	79	11	13	24	2	8	10	39	42	81	290	335	625	283	347	630	28.0	72.0	45.1	13.7	12.1	12.8	
1872 (f, g)	79	95	174	31	36	67	2	2	6	3	2	5	35	26	61	296	364	660	296	349	645	39.2	37.9	38.5	11.8	7.4	9.4	
1873 (g, h)	85	72	157	24	28	52	2	5	7	8	24	32	34	23	57	313	356	669	318	365	683	28.2	38.8	33.1	10.7	6.3	8.3	
1874 (g, i)	106	74	180	25	27	52	6	5	11	2	2	34	21	55	352	377	729	331	366	697	23.6	36.5	28.9	10.2	5.7	7.9		
1875 (k)	78	82	160	23	31	54	1	7	8	14	...	14	43	29	72	349	392	741	347	381	728	29.5	37.8	33.8	12.4	7.6	9.9	
1876 (k)	90	85	175	27	39	66	14	4	18	54	33	87	344	401	745	351	388	739	30.0	45.9	37.7	15.4	8.5	11.8	
1877 (l)	98	82	180	23	43	66	5	9	14	59	20	79	355	411	766	350	405	755	23.4	52.4	36.6	16.8	4.9	10.4	
1878 (l)	72	70	142	22	35	57	21	7	28	24	24	51	17	68	309	422	731	351	416	767	30.5	50.0	40.1	14.5	4.0	8.8		
1879	98	83	181	27	37	64	6	7	13	2	1	3	32	28	60	340	432	772	323	424	747	28.7	46.2	36.7	9.9	6.6	8.0	
1880	80	83	163	23	43	66	5	5	10	2	2	43	48	91	347	419	766	343	423	766	30.6	53.1	42.3	12.5	11.3	11.8		
1881	81	83	164	18	44	62	3	3	6	4	4	45	31	76	358	424	782	346	426	772	32.4	55.7	39.7	13.0	7.3	9.8		
1882 (m)	80	77	157	21	29	50	11	5	16	27	6	33	40	28	68	339	433	772	345	427	772	26.9	40.8	33.5	11.5	6.5	8.8	
1883 (n)	80	86	166	21	26	47	2	12	14	10	22	32	42	34	76	344	425	769	340	431	771	27.2	30.5	29.0	12.3	7.8	9.8	
1884 (n)	85	87	172	33	34	67	4	3	7	4	5	9	45	25	70	343	445	788	347	432	779	40.2	40.9	40.6	12.9	5.7	8.9	
1885	82	103	185	10	36	46	6	1	7	3	4	7	50	42	92	356	465	821	344	450	794	19.6	49.9	37.3	14.5	9.3	11.5	
1886 (o)	101	90	191	28	21	49	2	1	3	2	...	2	61	56	117	364	477	841	372	481	853	40.5	35.5	38.2	16.3	11.6	13.7	
1887 (o)	83	83	166	23	31	54	1	1	2	4	2	6	41	27	68	378	499	877	377	492	869	29.8	38.7	34.3	10.8	5.4	7.8	
1888	81	82	163	21	42	63	4	7	11	27	32	59	34	34	68	373	466	839	384	498	882	30.0	53.8	42.5	8.8	6.8	7.7	
1889	113	86	199	26	27	53	3	4	7	7	5	12	43	26	69	407	490	897	394	482	876	25.0	34.6	29.1	10.9	5.3	7.8	
1890 (p)	99	102	201	24	44	68	4	7	11	31	4	35	45	27	72	402	510	912	403	500	903	26.0	46.3	36.3	11.1	5.4	7.9	
1891 (q)	78	108	186	32	41	73	11	6	17	32	1	33	41	16	57	364	554	918	383	536	919	29.9	43.8	40.5	11.9	7.0	9.2	
1892 (r)	124	82	206	23	33	56	13	7	20	24	48	72	46	29	75	382	519	901	369	513	882	25.2	40.7	32.5	12.4	5.6	8.5	
1893 (s)	134	112	246	27	37	64	2	2	4	3	1	4	41	31	72	443	560	1003	411	544	955	36.5	46.2	41.5	9.9	5.7	7.5	
1894 (s)	92	97	189	27	42	69	3	6	9	...	1	1	51	45	96	454	563	1017	444	561	1005	31.7	45.1	38.7	11.4	8.0	9.5	
1895 (s)	99	102	201	32	32	64	2	5	7	32	1	33	38	38	76	449	589	1038	453	573	1026	34.4	33.6	34.0	8.3	6.6	7.4	
1896	94	121	215	35	39	74	7	3	10	2	30	32	45	49	94	454	589	1043	451	589	1040	38.4	34.5	36.2	9.9	8.3	9.0	
1897	105	104	209	23	40	63	6	4	10	4	1	5	44	31	75	482	617	1099	470	601	1071	23.7	40.8	32.3	9.3	5.1	7.0	
1898	98	108	206	25	32	57	2	3	5	2	5	7	50	56	106	501	629	1130	479	617	1096	27.4	31.6	29.6	10.4	9.0	9.6	
Total	3824	3834	7658	1031	1420	2451	239	232	471	330	245	575	1723	1308	3031	Average or per centage.			295	374	669	29.3	39.6	34.2	13.2	8.1	10.4	

During the years so marked there were resident :—

a.-30	Male Patients from the Bedford Asylum.
b.-30	Female " " Abergavenny Asylum.
c.-30	" " " Oxford Asylum.
d.-45	" " " " and 10 from the Abergavenny Asylum.
e.-45	" " " " Asylum.
f.-24	" " " Northampton Asylum.
g.-15	Male Patients from the Durham Asylum.
h.-12	" " and 30 Female Patients from the Northampton Asylum.
i.-29	" Patients from the Stafford Asylums.
k.-30	" " " " "
l.-40	" " " " "
m.-25	" " and 5 Female Patients belonging to the County and City of Worcester boarded out at the Rubery Hill Asylum.

n.—25 Male and 30 Female Patients belonging to the County and City of Worcester, boarded out at the Iubery Hill Asylum.
o.—25 „ and 30 Female Patients from the Essex Asylum.
p.—29 „ Patients belonging to the County and City of Worcester, boarded out at the Derby Borough Asylum.
q.—55 „ Patients belonging to the County and City of Worcester boarded out, 30 at the Derby Borough Asylum and 25 at the Joint Counties' Asylum, Abergenny.
r.—25 „ Patients belonging to the County and City of Worcester, boarded out at the Joint Counties' Asylum, Abergenny.
s.—30 „ and 30 Female Patients from the Safford Asylum.

TABLE IV.

Showing the History of the Annual Admissions since the opening of the Asylum, 11th August, 1852, with the Discharges and Deaths, and the number of each Year's Admissions remaining on the 31st December, 1898.

Years.	Admitted.					Of each Year's Admissions Discharged and Died in 1898.												Total Discharged and Died of each Year's Admissions.												Remaining of each Year's Admissions, 31st December, 1898.							
	New Cases.		Re-lapsed Cases.		Total.	Recovered.			Relieved.			Not Improved.			Died.			Recovered.			Relieved.			Not Improved.			Died.										
	M.	F.	M.	F.		M.	F.	Total.	M.	F.	Total.	M.	F.	Total.	M.	F.	Total.	M.	F.	Total.	M.	F.	Total.	M.	F.	Total.	M.	F.	Total.								
1852	91	101	0	0	192	15	14	29	5	6	11	5	2	7	64	72	136	2	7	9			
1853	51	43	1	2	97	11	17	28	5	3	8	2	2	4	33	23	56	1	...	1			
1854	38	44	3	3	88	13	22	35	8	4	12	...	1	1	20	20	40			
1855	47	45	6	3	101	20	16	36	14	4	8	1	...	1	28	27	55	...	1	1			
1856	36	36	5	3	80	11	11	22	1	1	2	3	1	4	26	24	50	...	2	2			
1857	72	55	2	1	130	18	17	35	15	4	19	19	...	19	22	35	57			
1858	38	47	2	5	92	9	23	32	4	1	5	1	...	1	26	26	52	...	2	2			
1859	50	61	6	3	120	19	22	41	8	4	12	4	2	6	25	31	56	...	5	5			
1860	59	63	2	8	132	21	29	50	2	7	9	2	...	2	35	33	68	1	2	3			
1861	56	63	6	5	130	1	1	23	27	50	5	6	11	4	29	33	62	1	2	3			
1862	60	47	4	7	118	17	26	43	3	2	5	2	...	2	40	25	65	2	1	3			
1863	57	85	5	12	159	18	33	51	6	15	21	2	14	16	35	31	66	1	4	5			
1864	60	89	7	14	170	22	24	46	7	16	23	5	21	26	32	38	70	1	4	5			
1865	61	57	11	11	140	19	28	47	4	3	7	2	3	5	47	32	79	...	2	2			
1866	66	65	10	14	155	24	34	58	4	5	9	2	2	4	43	32	75	3	6	9			
1867	70	70	9	10	159	24	22	46	2	10	12	4	9	13	43	39	82	6	...	6			
1868	82	60	5	9	156	22	29	51	3	5	8	8	...	8	51	34	85	3	1	4			
1869	77	60	5	14	156	18	32	50	3	7	10	4	2	6	53	26	79	4	7	11			
1870	52	100	10	12	174	1	1	22	43	65	2	3	5	2	19	33	34	67	3	13	16		
1871	102	53	5	15	175	41	39	80	3	3	6	3	4	7	56	20	76	4	2	6			
1872	68	77	11	18	174	1	1	29	45	74	1	6	7	15	4	19	32	32	64	2	8	10	
1873	76	59	9	13	157	1	1	19	28	47	4	4	8	9	7	16	45	27	72	8	6	14	
1874	94	62	12	12	180	25	28	53	11	10	21	11	3	14	51	27	78	8	6	14			
1875	70	67	8	15	160	23	35	58	7	6	13	8	7	15	35	25	60	5	9	14			
1876	82	68	8	17	175	1	1	24	34	58	12	6	18	4	8	41	32	73	9	9	18		
1877	84	67	14	15	180	18	46	64	13	9	22	15	2	17	45	21	66	7	4	11			
1878	64	54	8	16	142	1	1	23	30	53	5	5	10	3	1	4	40	29	69	1	5	6	
1879	90	67	8	16	181	3	3	30	45	75	10	6	16	10	3	13	39	22	61	9	7	16	
1880	73	66	7	17	163	1	1	16	37	53	4	3	7	3	10	48	34	82	5	6	11		
1881	73	68	8	15	164	2	1	3	26	33	59	7	2	9	10	4	14	31	33	64	7	11	18
1882	72	61	8	16	157	1	1	2	18	31	49	4	9	13	7	3	10	41	20	61	10	14	24
1883	72	73	8	13	166	2	2	27	28	55	3	7	10	5	8	13	37	30	67	8	13	21	
1884	78	73	7	14	172	23	40	63	5	2	7	6	3	9	44	29	73	7	13	20			
1885	49	65	33	38	185	3	6	9	16	29	45	4	2	6	11	7	18	42	45	87	9	20	29
1886	93	79	8	11	191	1	1	2	22	18	40	3	...	3	28	29	57	39	30	69	9	13	22
1887	74	68	9	15	166	29	39	68	1	6	7	11	3	14	31	21	52	11	14	25			
1888	68	74	13	8	163	2	1	3	19	34	53	6	5	11	13	8	21	31	17	48	12	18	30
1889	104	76	9	10	199	1	2	3	34	36	70	7	5	12	18	8	26	42	21	63	12	16	28
1890	93	88	6	14	201	29	39	68	10	3	13	13	12	25	40	19	59	7	29	36			
1891	67	88	11	20	186	1	1	19	41	60	7	5	12	7	5	12	25	30	55	20	27	47	
1892	84	63	49	19	206	3	3	32	37	69	1	2	3	4	1	5	37	16	53	50	26	76	
1893	93	99	41	13	246	5	...	5	23	30	53	2	5	7	27	23	50	42	30	72	40	24	64
1894	76	78	16	19	189	3	3	6	34	39	73	2	4	6	5	4	9	25	23	48	26	27	53
1895	87	94	12	8	201	5	2	7	31	38	69	5	3	8	1	5	6	34	15	49	28	41	69
1896	81	103	13	18	215	7	8	15	20	37	57	6	3	9	2	1	3	35	26	61	31	54	85
1897	90	89	15	15	209	15	21	36	2	2	4	1	2	3	9	8	17	25	30	55	5	4	9	5	3	8	23	10	33	47	57	104		
1898	92	89	6	19	206	10	5	15	...	1	1	...	2	2	7	9	16	10	5	15	...	1	1	...	2	2	7	9	16	81	91	172		
Total	3372	3259	452	575	7658	25	32	57	2	3	5	2	5	7	50	56	106	1031	1420	2451	239	232	471	330	245	575	1723	1308	3031	501	629	1130		

Summary of the Total Admissions from August 11th, 1852, to December 31st, 1898.

Percentage of Cases	Recovered	Males.	Females.	Total.
"	Relieved	26.96	37.04	32.00
"	Not Improved	6.25	6.05	6.15
"	Died	8.63	6.39	7.51
"	Remaining	45.06	34.11	39.58
		13.10	16.41	14.76
		100.00	100.00	100.00

TABLE V.

Showing the Causes of Death during the Year 1898, together with the Ages at Death.

Cause of Death.	Under 5 Years.		5 and under 10		10 and under 15		15 and under 20		20 and under 25		25 and under 30		30 and under 35		35 and under 40		40 and under 45		45 and under 50		50 and under 55		55 and under 60		60 and under 65		65 and under 70		70 and under 75		75 and under 80		80 and under 85		85 and under 90		90 and under 95		95 and under 100		Total.																																												
	M	F	M	F	M	F	M	F	M	F	M	F	M	F	M	F	M	F	M	F	M	F	M	F	M	F	M	F	M	F	M	F	M	F	M	F	M	F	T																																														
CEREBRO-SPINAL DISEASES.																																																																																					
General Paralysis											1			1	2		4		3	2	1		2				1															11	6	17																																									
Epilepsy											3						1			2			1																			1	1	2																																									
Epilepsy and Fatty Heart																								1																		1	1	2																																									
Epilepsy and Heart Disease																																										1	0	1																																									
Cerebral Softening																																											1	1	2																																								
Exhaustion from Melancholia																				1																							1	1	2																																								
" " Melancholia and Senile Decay																											1																1	1	2																																								
" " Melancholia and Fatty Heart																			1																								1	1	2																																								
THORACIC DISEASES.																																																																																					
Pneumonia																	1				1		1	1	2		1	1							1							5	5	10																																									
" after Influenza											1				1		1				1		1	1	1		2					1										5	5	10																																									
" and Exhaustion from Melancholia																																												1	1	2																																							
" and Abscess in Neck																																												1	1	2																																							
Broncho-Pneumonia and Epilepsy																																												1	1	2																																							
Phthisis												2			1	2	1	1			2	1		3	1	1			1		1		1									9	12	21																																									
Bronchitis and Fatty Degeneration of the Heart																	1							1																			2	2	4																																								
Endocarditis after Chorea											1																																	1	1	2																																							
Heart Disease																											1																	1	1	2																																							
Heart Disease and Phthisis																																												1	1	2																																							
Fatty Degeneration of the Heart																																												1	1	2																																							
Phthisis with Cerebral Softening																	1																											1	1	2																																							
ABDOMINAL DISEASES.																																																																																					
Colitis																		1	1					1																				2	1	3																																							
Carcinoma of the Liver																																												1	1	2																																							
OTHER CAUSES.																																																																																					
Senile Degeneration																																												4	7	11																																							
" with Fatty Heart																																												1	1	2																																							
Pericarditis																																																																																					

Number of post mortem examinations, 37 Males, 47 Females; Total, 84.



TABLE VI.

*Showing the Length of Residence in those Discharged Recovered,
and in those who have Died, during the Year 1898.*

PERIOD OF RESIDENCE	RECOVERED.			DIED.		
	Males.	Females.	Total.	Males.	Females.	Total.
Under 1 week	1	1
Under 1 month.....	3	4	7
1 month and under 3 months.....	1	2	3	3	3	6
3 months " 6 "	11	7	18	3	2	5
6 " " 9 "	5	8	13	1	3	4
9 " " 12 "	5	6	11	2	3	5
1 year " 2 years	3	5	8	9	7	16
2 years " 3 "	2	2	5	3	8
3 " " 5 "	2	2	9	4	13
5 " " 7 "	1	3	4
7 " " 10 "	3	2	5
10 " " 12 "	1	2	3
12 " " 15 "	4	8	12
15 " " 20 "	4	5	9
20 " " 25 "	1	2	3
25 " " 30 "	1	1	2
30 " " 35 "
35 " " 40 "	2	2
40 " " 46 "	1	1
Total	25	32	57	50	56	106

TABLE VII.
*Showing the Duration of the Disorder on Admission in the Admissions, Discharges,
 and Deaths during the year 1898.*

CLASS.	ADMISSIONS.			DISCHARGES.			DEATHS.		
	RECOVERED.			RELIEVED OR NOT IMPROVED.			Males.	Females.	Total.
	Males.	Females.	Total.	Males.	Females.	Total.	Males.	Females.	Total.
<i>First Class.</i> —First attack, and within 3 months on admission	43	46	89	13	21	34	...	1	1
<i>Second Class.</i> —First attack, above 3 and within 12 months on admission	23	4	27	3	4	7	...	1	1
<i>Third Class.</i> —Not first attack, and within 12 months on admission	8	29	37	8	7	15	1	4	5
<i>Fourth Class.</i> —First attack or not, but of more than 12 months on admission... ..	10	12	22
<i>Fifth Class.</i> —Congenital	5	11	16	1	1	2
Unknown	9	6	15	1	...	1	2	1	3
Total	93	108	206	25	32	57	4	8	12
							50	56	106

TABLE VIII.

Showing in Quinquennial Periods the Ages of those Admitted, Recovered, and Died during the year 1898, and those remaining on 31st December, 1898.

Ages.	Admissions.			Recovered.			Deaths.			Patients Resident 31st Dec., 1898.		
	Males.	Females.	Total.	Males.	Females.	Total.	Males.	Females.	Total.	Males.	Females.	Total.
Under 5 years
5 years and under 10 years	1	1	2	1
10 years and under 15 years	1	...	1	7	1	8
15 years and under 20 years	6	4	10	...	6	6	15	4	19
20 years and under 25 years	5	11	16	...	6	10	24	18	42
25 years and under 30 years	10	12	22	4	4	7	2	43	34	77
30 years and under 35 years	13	14	27	3	3	8	53	58	111
35 years and under 40 years	11	15	26	5	2	7	1	3	4	58	57	115
40 years and under 45 years	10	14	24	8	3	11	5	1	6	58	84	142
45 years and under 50 years	13	13	26	1	3	4	8	3	11	62	83	145
50 years and under 55 years	4	7	11	2	3	5	5	10	15	37	64	101
55 years and under 60 years	6	4	10	1	1	2	4	2	6	44	70	114
60 years and under 65 years	4	6	10	...	1	1	6	6	12	35	42	77
65 years and under 70 years	3	1	4	1	1	2	8	5	13	32	43	75
70 years and under 75 years	6	3	9	2	6	9	18	30	48
75 years and under 80 years	2	3	5	3	2	4	9	26	35
80 years and under 85 years	2	...	2	1	5	8	4	8	12
85 years and under 90 years	1	...	1	5	5	1	5	6
Total	98	108	206	25	32	57	50	56	106	501	629	1130
Mean Age	42.5	39.8	41.1	35.2	33.7	34.4	51.9	55.5	53.8	45.3	49.1	47.4

TABLE IX.
Showing the Condition as to Marriage in the Admissions, Recoveries, and Deaths during the year 1898, and of Patients Resident 31st December, 1898.

Condition in reference to Marriage.	Admissions.			Discharged, Recovered.			Deaths.			Patients† Resident, December 31st.		
	Males.	Females.	Total.	Males.	Females.	Total.	Males.	Females.	Total.	Males.	Females.	Total.
Single	33	40	73	12	17	29	15	24	39
Married	51	44	95	11	12	23	26	16	42
Widowed	9	13	22	2	3	5	3	12	15
Idiots	5	11	16	6	4	10
Total	98	108	206	25	32	57	50	56	106

† This information is not given owing to the impossibility of supplying it accurately.

TABLE X.

*Showing the Probable Causes of the Insanity in the Patients
Admitted during the Year 1898.*

CAUSES OF INSANITY.	Number of Instances in which each cause was assigned.†			Proportion (per cent). to the total number of Patients ad- mitted during the Year.		
	M.	F.	T.	M.	F.	T.
MORAL.						
Domestic Trouble (including loss of relatives and friends)	2	4	6	2.0	3.7	2.9
Adverse Circumstances (including Business Anxieties and Pecuniary Difficulties)	2	...	2	2.09
Mental Anxiety and Worry (not included under the above two heads), and Over-work	8	2	10	8.1	1.8	4.8
Religious Excitement
Love Affairs (including Seduction)	1	2	3	1.0	1.8	1.4
Fright and Nervous Shock	3	...	3	3.0	...	1.4
PHYSICAL.						
Old Age	7	3	10	7.1	2.7	4.8
Epilepsy	9	16	25	9.1	14.8	12.1
General Paralysis	14	4	18	14.2	3.7	8.7
Fevers
Other Bodily Diseases or Disorders	3	3	6	3.0	2.7	2.9
Accident or Injury	4	...	4	4.0	...	1.9
Privation and Starvation	5	...	5	5.1	...	2.4
Over-exertion
Sunstroke	1	...	1	1.04
Puberty
Change of Life
Lactation
Pregnancy
Parturition and the Puerperal State	8	8	...	7.4	3.8
Uterine and Ovarian Disorders
Congenital Defect	5	11	16	5.1	10.1	7.7
Hereditary Influence	16	11	27	16.3	10.1	13.1
Family Predisposition (not direct Heredity)	20	28	48	20.4	25.9	23.3
Intemperance in Drink	15	4	19	15.3	3.7	9.2
" Sexual	1	1	2	1.0	.9	.9
Venereal Disease
Self-abuse, Sexual	1	...	1	1.04
Previous Attacks	9	33	42	9.1	30.5	20.3
Other ascertained causes
Unknown	18	24	42	18.3	22.2	20.3

† These are the entire number of instances in which the several causes (either alone or in combination with other causes) were stated to have produced the mental disorder. The aggregate of these totals (including "Unknown"), of course, exceeds the whole number of Patients admitted; the excess is owing to the combinations.

TABLE XI.

Showing the Form of Mental Disorder in the Admissions, Recoveries, and Deaths of the year 1898, and the Form of Mental Disorder of the Inmates on 31st December, 1898.

FORM OF MENTAL DISORDER.	ADMISSIONS.			RECOVERIES.			DEATHS.			REMAINING IN ASYLUM.		
	M	F	T	M	F	T	M	F	T	M	F	T
Congenital or Infantile Mental Deficiency												
<i>a</i> with Epilepsy	2	5	7	2	2	28	29	57
<i>b</i> without Epilepsy	3	6	9	6	2	8	43	43	86
Depending upon acquired Epilepsy...	7	11	18	7	13	20	76	76	152
Depending upon General Paralysis...	14	4	18	8	4	12	19	1	20
Mania	37	48	85	20	20	40	10	16	26	220	301	521
Melancholia	9	26	35	5	12	17	6	10	16	45	95	140
Dementia	26	8	34	13	9	22	69	81	150
On Trial	1	3	4
Total	98	168	206	25	32	57	50	56	106	501	629	1130

TABLE XII.

*Shewing the Station or Occupation of Patients admitted during
the year 1898.*

MALES.		FEMALES.	
Agent	1	Chainmaker	1
Architect	1	Charwomen	3
Baker	1	Cooks	3
Bellhanger	1	Domestic Servants.....	10
Boat Builders	2	Draper's Assistant.....	1
Blacksmiths	3	Dressmakers	3
Bricklayer	1	Factory Hand	1
Butcher	1	Governess and Companion	1
Carpenters	3	Housekeeper	1
Carpet Weavers	6	Housewives	40
Carter	1	Midwife	1
Chemist's Assistant	1	Mill Hand	1
Chocolate Roller	1	Milliner	1
Clerks	5	Nailer	1
Coal Merchant	1	Porcelain Scourer	1
Compositor	2	Rag Sorter	1
Discharged Soldier	1	Schoolmistress	1
Dyer	1	School Teacher	1
Draper's Buyer	1	Seamstress	1
Fender Moulder.....	1	Tin Worker.....	1
Fisherman	1	Upholsterer	1
Gardeners	3	None	22
Grocer's Assistant	1	Idiots	11
Huntsman	1		
Jeweller	1		
Labourers	16		
Labourers (Agricultural)	9		
Lime Burner	1		
Metal Workers	5		
Mill Rollers.....	1		
Miners	3		
Musical Artists	2		
Pedlar	1		
Porter	1		
Safemaker	1		
Shoemaker	1		
Stoker	1		
Surveyor	1		
Tailors	2		
Toolmaker	1		
None.....	5		
Idiots	5		
Total	98	Total	108

TABLE XIII.

Showing the number of Admissions, Discharges, and Deaths in each Month of the year 1898.

MONTHS.	ADMISSIONS.			DISCHARGES.			DEATHS.		
	Males.	Females.	Total.	Males.	Females.	Total.	Males.	Females.	Total.
January	5	8	13	5	2	7	2	6	8
February	4	10	14	1	2	3	7	9	16
March	6	12	18	2	7	9	9	11	20
April	7	9	16	2	5	7	5	2	7
May	10	4	14	3	6	9	5	2	7
June	10	11	21	2	...	2	4	3	7
July	8	11	19	5	3	8	5	1	6
August	7	7	14	1	4	5	2	2	4
September	8	5	13	...	4	4	4	5	9
October	8	8	16	2	2	4	1	4	5
November	10	10	20	3	4	7	5	4	9
December	15	13	28	3	1	4	1	7	8
Totals	98	108	206	29	40	69	50	56	106

TABLE XIV.

*Showing the Condition of those Admitted in reference
to Education.*

	Males.	Females.	Total.
Good or Fair Education	4	7	11
Can Read and Write	74	75	149
Can Read only ..	1	...	1
Can neither Read nor Write.....	14	15	29
Idiots.....	5	11	16
Total	98	108	206

TABLE XV.

Showing the Religious Persuasion of those Admitted.

	Males.	Females.	Total.
Church of England.....	73	80	153
Roman Catholics	1	5	6
Wesleyans and Methodists	11	7	18
Baptists	1	1	2
Congregationalists	4	2	6
Presbyterian	1	...	1
Jew	1	...	1
Countess of Huntingdon's Connection	1	1
Salvationist	1	1
Society of Friends	1	...	1
Idiots	5	11	16
Unknown
Total	98	108	206

<p> 1. Name of the person 2. Address 3. City 4. State 5. Zip </p>	
<p> 6. Date 7. Time 8. Place </p>	<p> 9. Name of the person 10. Address 11. City 12. State 13. Zip </p>
<p> 14. Name of the person 15. Address 16. City 17. State 18. Zip </p>	<p> 19. Name of the person 20. Address 21. City 22. State 23. Zip </p>
<p> 24. Name of the person 25. Address 26. City 27. State 28. Zip </p>	<p> 29. Name of the person 30. Address 31. City 32. State 33. Zip </p>
<p> 34. Name of the person 35. Address 36. City 37. State 38. Zip </p>	<p> 39. Name of the person 40. Address 41. City 42. State 43. Zip </p>
<p> 44. Name of the person 45. Address 46. City 47. State 48. Zip </p>	<p> 49. Name of the person 50. Address 51. City 52. State 53. Zip </p>
<p> 54. Name of the person 55. Address 56. City 57. State 58. Zip </p>	<p> 59. Name of the person 60. Address 61. City 62. State 63. Zip </p>
<p> 64. Name of the person 65. Address 66. City 67. State 68. Zip </p>	<p> 69. Name of the person 70. Address 71. City 72. State 73. Zip </p>
<p> 74. Name of the person 75. Address 76. City 77. State 78. Zip </p>	<p> 79. Name of the person 80. Address 81. City 82. State 83. Zip </p>
<p> 84. Name of the person 85. Address 86. City 87. State 88. Zip </p>	<p> 89. Name of the person 90. Address 91. City 92. State 93. Zip </p>
<p> 94. Name of the person 95. Address 96. City 97. State 98. Zip </p>	<p> 99. Name of the person 100. Address 101. City 102. State 103. Zip </p>

MAINTENANCE ACCOUNT,
DIETARY TABLE,
AND
MISCELLANEOUS RETURNS.
1898-99.

County and City of Worcester Lunatic Asylum.

MAINTENANCE ACCOUNT.

*General Statement of the Receipts and Payments from the
1st day of April, 1898, to the 31st day of March, 1899.*

RECEIPTS.

From Unions within the contributory County and City of Worcester, viz. :—						
	£.	s.	D.	£.	s.	D.
Alcester	412	15	8			
Bromsgrove	1,834	9	6			
Cleobury Mortimer	126	12	0			
Droitwich	1,514	10	2			
Dudley	2,402	8	9			
Evesham	743	3	4			
Kidderminster	2,512	6	0			
King's Norton	1,282	3	1			
Ledbury	46	13	7			
Martley	1,298	9	8			
Newent	23	0	3			
Pershore	826	1	6			
Shipston-on-Stour	249	13	7			
Solihull	521	5	3			
Stourbridge	2,707	15	7			
Stratford-on-Avon	21	2	0			
Stow-on-the-Wold	21	2	0			
Tenbury	264	3	0			
Tewkesbury	167	10	5			
Upton-on-Severn	1,479	10	7			
West Bromwich	1,077	18	0			
Worcester	2,495	11	0	22,028	4	11
From non-contributory Unions and Parishes, viz. :—						
Aston		16	0			
Burton-on Trent	3	12	0			
Birmingham	8	4	0			
Cardigan	2	6	6			
Dudley	10	6	10			
Ledbury	3	2	0			
Ross	7	0	7			
Saint George's, London	12	4	0			
Saint Mary's, Islington	14	2	10			
Walsall	3	4	0	64	18	9
From Treasurer of the Council for the County of Worcester for patients adjudged chargeable thereto.....				63	5	8
Carried forward				22,156	9	4

RECEIPTS—(Continued).

	£	s.	d.	£	s.	d.
Brought forward.....				22,156	9	4
From Private Patients				1,713	17	8
From Prison Commissioners.....				186	12	0
Sums received for goods sold, viz. :—						
Kitchen Stuff and Old Stores.....	12	16	11			
Farm and Garden.....	452	3	9			
Sundries	188	1	7			
				653	2	3
From New Buildings Account, for Goods supplied to new Wards through Stores				1,527	12	9
Total				26,237	14	0

PAYMENTS.

SALARIES AND WAGES.							
	£.	s.	d.	£.	s.	d.	
Officers	2,448	15	11				
Servants	4,188	15	11				
				6,637	11	10	
PROVISIONS.							
Ale	49	19	3				
Bacon	500	19	3				
Barley, Pearl.....	13	12	6				
Barm	41	5	0				
Beer Duty	17	4	6				
Butter	376	18	11				
Cheese	107	1	1				
Chicory	13	17	2				
Coffee	114	18	0				
Currants and Raisins	129	16	0				
Eggs	71	9	0				
Figs.....	1	6	0				
Fish.....	434	2	8				
Flour	1,910	12	3				
Ginger Beer	16	5	9				
Lard.....	30	2	6				
Malt	25	18	0				
Meat:—Preserved.....	206	4	0				
Fat Stock, purchased.....	1,718	11	4				
Milk, Swiss	160	0	0				
Molasses	5	8	6				
Mustard	13	19	0				
Oatmeal	6	14	6				
Onions	9	18	0				
Oranges and Lemons	15	2	11				
Pepper	6	6	7				
Potatoes	140	7	0				
Poultry	11	0	10				
Rice.....	29	18	0				
Salt	9	0	0				
Sauce	2	17	0				
Spices, &c.....	8	5	4				
Split Peas	37	19	3				
Stout		3	0				
Sugar	281	14	0				
Tapioca		19	1				
Tea	230	18	9				
Vinegar	18	10	2				
				6,769	5	1	
WINES AND SPIRITS.							
Wines.....	15	4	0				
Spirits	66	5	6				
				81	9	6	
Carried forward				13,488	6	5	

PAYMENTS (Continued.)

	£.	s.	D.	£	s.	D.
Brought forward				13,488	6	5
FARM AND GARDEN.						
Analyses of Manures		10	0			
Acts of Husbandry, <i>re</i> New Taking.....	2	5	0			
Bailiff's Expenses, Markets, &c.....	4	4	0			
Baskets		7	6			
Beans	11	10	0			
Besoms		13	6			
Blacksmith.....	15	3	10			
Boiler Insurance	1	12	0			
Bran	39	15	0			
Bullocks	345	1	0			
Candles, Carriage.....		5	0			
Carriage of Goods.....	3	2	6			
Carter's Expenses	4	11	3			
Cartridges	3	0	0			
Carts, Repairing	10	12	6			
Castrator.....	5	4	0			
Coir Yarn		14	0			
Commission, Live Stock Bought	9	1	0			
Cultivator, Steam, Hire of	16	18	0			
Dutch Barn	156	0	0			
Eggs for Sitting.....	1	4	6			
Furnaces	4	16	0			
Grease		16	9			
Hampers, Repairing.....		3	0			
Hand Trucks	15	0	0			
Harness	12	3	9			
Repairing	4	9	0			
Hedge Stakes.....	1	1	3			
Hedging	1	19	0			
Horse Fees.....	4	9	0			
Implements	7	18	3			
Repairing	22	15	5			
Ironmongery	4	5	2			
Ladders	2	16	0			
Licenses for Servants, Carts, &c.	4	5	0			
Linseed and Cotton Cake	191	2	8			
Maize	59	18	9			
Manures	128	15	0			
Mill Stones, Dressing		18	0			
Mittens		2	6			
Moss Litter	5	4	0			
Petroleum		1	2			
Poultry	1	15	0			
Rag Stones.....		5	0			
Ram	5	10	0			
Rat Traps		16	6			
Rates and Taxes, Imperial	26	17	0			
Church	2	2	0			
Poor	53	17	11			
Tithe	65	3	8			
Rent	585	10	3			
Rick Sheet	11	0	0			
Ropes		16	0			
Sack Hire		4	4			
Seeds	29	4	1			
Self Binding Reaper.....	36	15	5			
Sharps	44	19	0			
Sheep	117	6	0			
Shearing		17	5			
Carried forward.....	2,087	13	10	13,488	6	5

PAYMENTS (*Continued.*)

	£.	s.	d.	£.	s.	d.
Brought forward	2,087	13	10	13,488	6	5
Subscription to Madresfield Agricultural Club	1	0	0			
Tarred Rope		11	8			
Tilt Cover	2	5	0			
Timber	5	1	4			
Tools for Rough Carpenter	6	5	8			
Veterinary Surgeon and Medicine	25	9	2			
Vermin Killing		13	6			
Weights, Adjusting		4	0			
Wire Fencing	4	17	0			
„ Netting	2	2	6			
Wages, Bailiff and Wife	95	0	0			
„ Servants	561	12	11			
				2,792	16	7
CLOTHING.						
Aprons	2	4	7			
Bonnets	17	2	5			
Boots	223	8	6			
Brace Webbing	4	18	4			
Buttons	6	1	8			
Calico Lining	23	6	0			
„ Glazed		11	8			
„ Strong	45	5	8			
Check	33	11	8			
Capes, Oil	10	10	0			
Capes, Women's	1	3	10			
Dowls	74	8	3			
Drabette	10	4	2			
Dress Material	31	14	7			
Flannel	117	14	6			
Gloves	1	8	7			
Hats	21	11	6			
Hose	85	5	0			
Jackets, Moleskin	78	15	0			
Leather and Grindery	100	12	6			
Needles		4	0			
Print, Twilled	114	8	8			
Regatta	22	1	8			
Ribbon	3	3	11			
Serge	104	4	4			
Shawls	22	10	0			
Stay and Boot Laces	6	0	0			
Stays	15	5	5			
Thimbles	1	11	6			
Thread	27	18	0			
Ties		17	4			
Trousers, Cord	131	5	0			
„ Tweed	118	15	0			
Umbrellas	3	12	0			
„ Repairing		15	9			
Vests, Moleskin	17	18	4			
Wages, Shoemaker	72	12	0			
„ Tailor	64	13	10			
				1,617	15	2
ATTENDANTS' UNIFORM.						
Males	216	18	5			
Females	88	3	10			
				305	2	3
Carried forward				18,204	0	5

PAYMENTS (*Continued.*)


	£.	s.	D.	£.	s.	D.
Brought forward				18,204	0	5
NECESSARIES.						
Baskets	8	5	0			
Bath Bricks	1	12	0			
Blacking	2	5	6			
Black Lead	1	17	4			
Blue	6	16	6			
Boiler Solution	4	1	11			
Brushes	100	1	2			
Candles	2	2	0			
Chambers, Gutta Percha	25	1	0			
Coal—Cannel and Wigan for Gas	517	19	7			
„ Best House	104	0	11			
„ Hard Cobbles	233	18	11			
„ Screened Nuts	847	8	9			
„ Smiths'	2	17	6			
Coir Yarn	1	0	0			
Cooperage	17	19	9			
Cutlery	44	5	9			
Earthenware	104	4	7			
Filters and Charges	20	10	11			
Gas Globes	1	13	4			
„ Lime	25	16	9			
Glass Tumblers	5	5	0			
House Flannel	88	15	0			
Ironmongery	71	7	3			
Mangle Requisites	3	15	0			
Matches	2	14	0			
Oils	28	12	0			
Pepper Boxes	3	19	0			
Potato Peeler, Repair of	1	10	8			
Soaps	214	0	10			
Soda	28	5	0			
Spoons, Horn	9	0	0			
Starch	17	11	6			
Sugar Paper, Waste Paper, &c.	9	13	6			
Tapers	1	17	0			
Tarred Rope		4	2			
Thermometers, Repairing	11	7	3			
Wheelbarrows for Gas Works	5	4	0			
Wages, Gas Stokers	94	10	5			
„ Laundresses	103	9	5			
„ Laundry Men	117	0	0			
„ Water Supply Man	50	9	10			
SURGERY AND DISPENSARY.				2,937	10	0
Disinfectants	13	18	2			
Drugs	238	10	10			
Instruments	5	10	5			
FURNITURE AND BEDDING.				257	19	5
Blankets		19	9			
Blind Cord	10	5	6			
Carpet Binding	1	15	6			
Chintz	7	8	1			
Clocks, Winding and Repairing	15	7	6			
Damask	3	13	7			
Diaper	20	5	0			
Feathers	3	0	8			
Carried forward	62	15	7	21,399	9	10

PAYMENTS (*Continued.*)

	£	s.	D.	£	s.	D.
Brought forward	62	15	7	21,399	9	10
Flocks	22	8	0			
Glue	1	1	0			
Hair	47	16	8			
Holland	9	6	2			
Linoleum	19	0	0			
Mats		4	9			
Mattress Tufts	1	4	0			
„ Twine	2	2	0			
Mirrors	9	0	0			
Pictures	1	5	0			
Polish	26	6	9			
Print	3	1	6			
Quilts	1	15	0			
Scrim	2	9	4			
Sea Grass	9	19	11			
Sheeting—Forfar	25	14	1			
„ Macintosh	59	4	0			
„ Twilled Calico	36	12	3			
Tanette	5	12	2			
Wardrobe	4	0	0			
Wages, Upholsterer	56	13	2			
				407	11	4
MISCELLANEOUS.						
Advertising	30	18	6			
Allowance to Attendants for Special Services	25	0	0			
Amusements	60	8	7			
Attendants' Medals for Long Service	1	2	5			
Bird Seed	12	5	0			
Bird Stuffing	2	4	9			
Boiler Insurance	7	13	0			
Books, Periodicals, &c.	29	1	0			
„ Binding	5	1	0			
„ Hymn and Prayer	6	10	6			
Broadfields Hospital, Expenses in connection with	11	10	4			
Brewing Plant, Inspection of	1	0	0			
Carriage of Goods	16	6	5			
Coloured Paper, &c., for Ward Decorations	5	9	10			
Compensation for Damage		4	1			
Consultation Fees	6	6	0			
Escapes	2	10	6			
Flower Pots	3	5	6			
„ Seeds	7	9	4			
Grants to Patients	3	18	8			
Letter Bag Fees	5	0	0			
Licenses, Porters	1	10	0			
Maintenance of Parish Churchyard	5	0	0			
Marking Ink	5	6	0			
Minimum Thermometers	1	4	10			
Ornaments for Wards	2	4	0			
Postages and Telegrams	46	13	4			
Printing and Stationery	113	2	5			
„ Reports	63	10	0			
Rates and Taxes, Imperial	6	15	8			
„ „ Poor	441	18	3			
Rubber Stamps	1	9	11			
Shrubs		7	0			
Snuff	3	2	10			
Spectacles	2	8	7			
Stamp on Financial Statement	20	0	0			
Sweets	2	13	8			
Carried forward	960	11	11	21,807	1	2

PAYMENTS (*Continued.*)

	£	s.	d.	£	s.	d.
Brought forward	960	11	11	21,807	1	2
Tell Tale Clock Dials	1	10	0			
" " Repairing	1	2	0			
Testing Weigh-bridge		17	6			
Tiffany	1	10	0			
Tobacco	112	4	8			
" Pipes	4	12	9			
Travelling Expenses.....	18	5	0			
Tuning Chapel Organ	3	3	0			
Vermin Killing.....	9	16	9			
Weather Charts		10	0			
Worcester Infirmary, Maintenance of Attendant under Treatment	1	10	0			
				1,115	13	7
Total				22,922	14	9



SITUATED AT POWICK

FINANCIAL STATEMENT.

Statement of the Receipts and Expenditure of the Visiting Committee of the above-mentioned Pauper Lunatic Asylum during the Year ended the 31st March, 1899.

RECEIPTS.

L.-MAINTENANCE ACCOUNT.

EXPENDITURE.

	£	s.	d.	£	s.	d.		£	s.	d.	£	s.	d.
<i>Balance in hand at the commencement of the year</i>				5,296	2	2							
<i>Goods sold namely:—</i>	£	s.	d.										
<i>Furn and Garden Sales</i>	412	3	9										
<i>Kitchen Staff and Old House</i>	37	16	11										
<i>Smelter</i>	198	1	7	653	2	3							
<i>Sum received on Account of the Maintenance of—</i>													
<i>(a) Pauper Patients:—</i>													
<i>Unions & Parishes within</i>	£	s.	d.										
<i>in Contagious Counties and Boroughs, at 6s. 3d. and 7s. 10½d. per head per week.</i>	31,940	19	7										
<i>Other Unions and Parishes, at 14s. per head per week.</i>	60	6	8										
<i>Of Contagious Counties and Boroughs, at 6s. 3d. and 7s. 10½d. per head per week.</i>	63	2	2										
<i>Of Non-contagious Counties and Boroughs, at s. 4. per head per week.</i>													
<i>From Treasurers of Contagious Counties and Boroughs under Section 269 (2) of the Lymington Act, 1876, in respect of accommodation at other Asylums, not exceeding one-fourth of the entire weekly charge.</i>													
<i>From Treasurers of Non-contagious Boroughs and of Counties in respect of Non-contagious Boroughs for excess of weekly charge above ordinary rate (30 and 31, Vic. c. 1) 98s. s. 2d.)</i>													
<i>From Treasurers of other Asylums, for Patients received under contract or arrangement, at s. 4. per head per week.</i>				20,064	7	9							
<i>(b) Private Patients</i>				3,713	17	8							
<i>(c) Criminal Patients:</i>													
<i>From Parliamentary Vote</i>	180	17	0										
<i>Private Funds of Patients, or their Friends</i>				385	12	6							
<i>General and Internal Expenses:—</i>	£	s.	d.										
<i>From Guardians of Unions and Parishes</i>	91	16	1										
<i>From Treasurers of Counties and Boroughs</i>	3	4		92	1	7							
<i>Other Receipts:—</i>													
<i>New Buildings Account for Goods loaned to New Works through Streets</i>	1,547	13	9										
<i>Total Receipts</i>				36,337	14	9							
<i>Balance due at the end of the year, viz.:—</i>													
				28,843	16	2							
<i>Balance due at the commencement of the year</i>													
<i>Salaries and Wages (not including Payments for Labour appearing in the Farming and Gardening Account, nor comprised in the Building and Repairs Fund Account), namely:—</i>	£	s.	d.										
<i>Officers</i>	5,449	35	11										
<i>Attendants and others</i>	4,108	35	11	6,507	11	10							
<i>Provisions (including Malt Liquor in ordinary diet),—</i>				6,749	5	1							
<i>Malt Liquor, Wine, and Spirits (not included in ordinary diet)</i>				42	8	6							
<i>Furn and Garden Expenses</i>				2,792	16	7							
<i>Clothing:—</i>													
<i>For Patients</i>	1,637	35	2										
<i>For Attendants</i>	305	2	3	1,942	37	5							
<i>Securities (including Fuel, Lighting, and Washing):—</i>				9,907	10	0							
<i>Surgery and Dispensary</i>				257	12	2							
<i>Furniture and Bedding</i>				407	11	8							
<i>Funeral Expenses, Allowances, and Remittances</i>				53	16	3							
<i>Payments to Treasurers of other Asylums for Patients under contract or arrangement</i>													
<i>Transfers to the Building and Repairs Fund Account, namely:—</i>													
<i>(a) Excess of Weekly Charge on "Out-County" Patients</i>	£	s.	d.										
<i>(b) Private</i>	63	9	5										
<i>(c) Official</i>	79	14	7	240	1	0							
<i>Other Payments, specifying them:—</i>													
<i>Advertising, Printing, Postages, &c.</i>	£	s.	d.										
<i>Amusements</i>	514	4	3										
<i>Carriage of Goods</i>	50	8	7										
<i>Tobacco and Snuff</i>	14	6	5										
<i>Travelling Expenses</i>	139	6	3										
<i>Books, Periodicals, &c.</i>	15	2	0										
<i>Rates and Taxes</i>	49	17	6										
<i>Stamps on Financial Statements</i>	645	13	11										
<i>Stationery</i>	29	0	8										
<i>Sendings</i>	137	3	8	1,315	13	7							
<i>Private Patients—amounts refunded</i>				9	19	9							
<i>Total Expenditure</i>											31,735	2	9
<i>Balance in hand at the end of year, viz.:—</i>													
<i>Treasurer</i>	4,285	26	8										
<i>Clerk of Asylums</i>	192	26	9	4,698	53	5							
<i>Total of Receipts and Balances</i>				28,843	16	2					31,843	16	2
<i>Total of Expenditure and Balances</i>											31,843	16	2

III.—BUILDING AND REPAIRS FUND ACCOUNT.

<i>Balances in hand at the commencement of the year</i>			<i>£</i>	<i>s.</i>	<i>d.</i>	<i>£</i>	<i>s.</i>	<i>d.</i>	<i>Balances due at the commencement of the year</i>			<i>£</i>	<i>s.</i>	<i>d.</i>	<i>£</i>	<i>s.</i>	<i>d.</i>			
															1,529	24	0			
<i>Sums received from the Treasurers of the Quindlenbury Counties and Boroughs, viz. :—</i>												<i>Sums paid on Account of—</i>								
												<i>Ordinary Expdts.</i>			1,087	18	1			
												<i>Additions, Alterations, and Improvements (under £400)</i>			75	10	10			
												<i>New Buildings and Extraordinary Outlay</i>			6,628	15	1			
<i>Name of County or Borough,</i>												<i>Other Payments, specifying them :—</i>								
												<i>Fines</i>			403	3	0			
												<i>Insurance</i>			86	7	6			
<i>County of Worcester..</i>			3,346	8	7	4,000	0	0												
<i>City of Worcester —</i>			155	15	10	—	—	—												
<i>TOTALS</i>			1,492	2	5	4,000	0	0	7,403	2	5									
<i>Other Receipts, specifying them :—</i>																				
<i>Rent</i>									93	10	2									
<i>Fines</i>																				
<i>Transfers from the Maintenance Account, viz. :—</i>																				
<i>(a.) Excess of Weekly Charge on "Out-County" Patients</i>									25	8	5									
<i>(b.) Private Patients</i>									650	17	5									
<i>(c.) Criminal Patients</i>									79	14	8									
<i>Balance due at the end of the year { Treasurer</i>									1,481	31	4	8,705	10	8	<i>Total Expenditure</i>					
<i>{ Clerk of Assizes</i>									1,900	0	0	<i>Balance in hand at the end of the year</i>			8,474	14	0			
<i>Total Receipts and Balances</i>									10,355	8	9	<i>Total Expenditures and Balances</i>			10,355	8	9			

III—FARMING AND GARDENING ACCOUNT.

RECEIPTS.						EXPENDITURE.					
<i>Anytown Estate, &c., No. 249.</i>											
<i>Land occupied (thereon), Acre. 20. 2/20.</i>											
	£	s.	d.				£	s.	d.		
Summs received during the year from Sales				432	5 9	Value of Stock at the commencement of the year				8,738	12 6
Value of Goods supplied to the Anytown during the year, viz :-						Same paid during the year in respect of :-					
Beech, Mutton, Pork, &c.	1,291	7	4			Lodges (not that of Patients)				690	12 13
Fowlery and Eggs	49	16	6			Premises				847	5 3
Milk, Butter, and Cheese	725	13	6			Woods and Meadows				132	19 1
Potatoes and other Vegetables	547	6	10			Stock, Live and Dead (bought)				375	19 1
Other Items, viz :-						Other Payments, specifying them :-					
Cider	16	12	6			Rates and Taxes					
						Rent					
						Schools					
Total Receipts				2,639	6 11	Total Expenditure				6,799	16 7
Balance at the end of the year				4,854	12 6	Balance (£ say) in favour of Farms and Gardens				462	6 7
Paid (if any) against Farm and Garden											
Total				7,138	9 6	Total				7,138	9 6

IV.—Statement of the Financial Condition of the Maintenance Account of the Asylum, 31st March, 1899.

[illegible]

24th April, 1899.

FRED. A. WHEELER,
Auditor.

JOHN G. HADLEY.

Clerk and Steward.



*Statement showing the Average Weekly Cost per Patient on the
Net Expenditure.*

ITEMS OF EXPENDITURE.	Average.	
	s.	d.
Salaries and Wages	2	4 ⁵ / ₈
Provisions (including Farm and Garden Expenses)	3	0 ⁵ / ₈
Wines and Spirits'		0 ³ / ₈
Clothing		7 ¹ / ₈
Necessaries	1	0 ¹ / ₂
Surgery and Dispensary		1 ¹ / ₈
Furniture and Bedding.....		1 ¹ / ₂
Miscellaneous		4 ³ / ₄
	7	8 ⁵ / ₈
Less received for Goods Sold from Stores	1	
	7	7 ⁵ / ₈
<hr/>		
Average Weekly Cost.....	7	7 ⁵ / ₈
<hr/>		
Aggregate number of days' residence	401,470	
Daily Average Number of Patients Resident	1,105	

*Statement showing the Receipts and Expenditure
ended 31st*

RECEIPTS.

	£	s.	D.	£	s.	D.
Value of goods supplied to the Asylum during the year, viz. :—						
1,494 ³ / ₈ Gallons New Milk.....	56	0	7			
17,056 „ Seconds Milk	426	7	11			
202 ¹ / ₂ Pints Cream	5	18	1			
4,068 ¹ / ₂ lbs. Butter	237	6	7			
780 ¹ / ₂ doz. Eggs.....	39	0	6			
88 Fowls	9	18	0			
*31,613 lbs. Beef	734	10	3			
*6,363 lbs. Mutton.....	146	12	1			
*16,436 lbs. Pork	383	3	7			
*284 lbs. Veal	6	11	11			
756 lbs. Bacon	20	9	6			
1,000 Gallons Cider	16	13	4			
+Vegetables and Fruits	547	8	7			
				2,630	0	11
Value of Goods sold, viz. :—						
1,220 Pints New Milk.....	5	14	5			
89 ³ / ₄ „ Cream	2	12	4			
178 ¹ / ₂ lbs. Butter	10	8	3			
37 Fowls	4	3	3			
75 ¹ / ₂ doz. Eggs.....	3	15	6			
669 Bushels Wheat	150	4	0			
6 Calves	5	0	0			
1 Horse	8	18	0			
86 Lambs	129	12	3			
413 lbs. Wool.....	13	13	0			
1 Boar	3	12	6			
Hides, Skins, and Fat	57	19	7			
Rent of Cottages and Land	66	16	3			
Bull Service.....	2	5	0			
				464	14	4
Value Keep of Fat Stock				5	4	0
Hauling and other Horse Work for the Asylum.....				147	6	6
Stock, 31st March, 1899				4,076	5	0
				7,323	10	9

FRED. A. WHEELER,
Auditor.

24th April, 1899.

* These are carried out at the same rate as the net cost of Live Stock bought in the market, viz :—Midsummer 5½d. lb., Michaelmas 5½d. lb., Christmas 5½d. lb., and Lady-Day 5½d. lb.

† These are charged each quarter at the current wholesale Evesham market prices.

‡ In this Account no charge is made for the labour of Patients employed on the Farm, or that of the Ward Attendants engaged supervising them.

*in respect of the Farm and Garden for the year
March, 1899.*

EXPENDITURE.

	£	s.	d.	£	s.	d.
Value of Stock, April 1st, 1898.....				3,758	12	6
Sums paid during the year in respect of—						
‡Labour				656	12	11
Provender—						
Bran and Sharps	84	14	0			
Beans and Maize.....	71	8	9			
Linseed and Cotton Cake	191	2	8			
				347	5	5
Seeds and Manures—						
Seeds	29	4	1			
Manures	128	15	0			
				157	19	1
Stock, Live and Dead (bought)—						
Bullocks	351	11	0			
Poultry	1	15	0			
Ram	5	11	0			
Self-Binding Reaper	36	15	5			
Sheep	119	16	0			
Implements, Harness, &c.	60	9	8			
				575	18	1
Rates and Taxes—						
Imperial	26	17	0			
Church	2	2	0			
Poor	53	17	11			
Tithe	65	3	8			
Licenses for Servants, &c.....	4	5	0			
				152	5	7
Rent.....				585	10	3
Sundries :—						
Blacksmith	15	3	10			
Dutch Barn	156	0	0			
Ironmongery	4	5	2			
Moss Litter	5	4	0			
Repairing Harness	4	9	0			
„ Implements	33	7	11			
Steam Cultivating	16	18	0			
Veterinary Surgeon & Medicine	25	9	2			
Miscellaneous	56	8	2			
				317	5	3
Presumed Rent of Freehold.....				90	0	0
Wash and Grains from Asylum				50	0	0
Bones, estimated value for manure.....				7	0	0
Additional Help.....				30	0	0
Approximate value of allowances to 3 Farm Servants (board, lodging, and washing)				65	0	0
Coal supplied for Farm Purposes				40	0	0
				6,833	9	1
Balance in favour of Farm				490	1	8
				7,323	10	9

	ACREAGE OF LAND.			A.	R.	P.
Freehold	85	1	24			
Of which sites of Buildings, Airing Courts, &c.	16	0	25			
				69	0	39
Rented	400	3	24			
Of which Sub-let	33	1	30			
				367	1	34
Net acreage under cultivation by Asylum	436	2	33			

SALARIES AND WAGES OF STAFF.

31st MARCH, 1899.

OFFICERS.	Per Year.			
	£	s.	d.	
Medical Officer & Superintendent	800	0	0	} Furnished House, Coal, Gas, Garden Produce, and Washing.
First Assistant Medical Officer and Deputy Superintendent ...	200	0	0	
Second Assistant Medical Officer ...	140	0	0	} Furnished Apartments, Board, Washing, and Attendance.
Third „ „ ...	100	0	0	
Chaplain	250	0	0	} Non-resident.
Ditto, Roman Catholic ...	30	0	0	
Clerk to Committee of Visitors	120	0	0	
Auditor	54	0	0	
Clerk and Steward ...	240	0	0	
Chief Engineer and Gatekeeper	110	0	0	} Furnished House, Coal, Gas, Garden Produce, and Washing.
Chief Female Attendant.	70	0	0	
Storekeeper	70	0	0	} Furnished Apartments, Board, Washing, and Attendance.
Assistant Clerk	55	0	0	
Superintendent's Clerk ...	30	0	0	
Chief Male Attendant ...	70	0	0	} Furnished Apartments, Board, Washing, Uniform, and Attendance.
Housekeeper	60	0	0	
Assistant Chief Female Attendant	42	0	0	
Farm Bailiff	70	0	0	
Farm Bailiff's Wife ...	25	0	0	} Furnished House, Coal, Gas, and Garden Produce.

MALE ATTENDANTS AND SERVANTS.

One Male Attendant ...	45	0	0	} Board, Lodging, Washing, and Uniform.
Nine ditto (each) ...	40	0	0	
One ditto ...	37	0	0	
Five ditto (each) ...	35	0	0	
One ditto (each) ...	34	0	0	
Two ditto (each) ...	32	0	0	
Eleven ditto (each) ...	30	0	0	
Two ditto (each) ...	28	0	0	
Nine ditto (each) ...	26	0	0	
Five Night Attendants (each)	40	0	0	
One ditto	36	0	0	
One Painter Attendant (including £7 a year as Band Instructor) ...	53	16	0	
One Plumber Attendant.	49	8	0	
One Whitewasher ditto ...	40	0	0	
One Tailor Attendant ...	56	11	0	
One Carpenter Attendant.	52	0	0	
One Brewer and Storekeeper's Assistant ...	51	7	0	
One Upholsterer Attendant	45	0	0	
One Porter	40	0	0	
One ditto	37	0	0	
One Assistant Engineer ...	96	4	0	} Non-resident.
One Gardener	65	0	0	

			Per Year.	
			£ s. d.	
One Stoker	58 10 0	Washing, Cottage, and Uniform.
One ditto	62 8 0	Working Clothing.
One Baker Attendant	59 16 0	} Board, Washing, and Working Clothing.
Two Laundry Men (each)	57 4 0	
One Under-gardener	28 0 0	} Board, Lodging, and Washing.
One Market Carter	24 0 0	
One Farm ditto	22 0 0	

The Married Male Attendants, under certain conditions, are allowed £6 a Year for Lodgings.

			Per Week.	
One Carpenter	1 3 3	} Board, Lodging, and Washing.
One Painter	1 6 9	
One Carpenter	1 13 3	} Non-resident.
One Cowman	19 0	
One Excavator	19 0	
One Mason and Bricklayer	1 10 9	
One Water Supply Man	1 0 0	
One Shoemaker	1 7 0	
One Shepherd	1 0 0	
One Gas Stoker	1 1 0	
One Plough Boy	7 0	} Cottage, Garden, and Coal.
One Rough Carpenter	1 1 0	
One Farm Servant	16 0	} Board and Washing.
One ditto	15 0	
Two ditto (each)	14 0	} Uniform, Non-resident.
One Gas Stoker	1 2 0	
One Butcher	18 0	
One Night Watchman	1 5 0	

FEMALE ATTENDANTS AND SERVANTS.

			Per Year.	
One Female Attendant	32 0 0	} Board, Lodging, Washing, and Uniform.
Eight ditto (each)	26 0 0	
Two ditto (each)	24 0 0	
Twelve ditto (each)	22 0 0	
Four ditto (each)	20 0 0	
Four ditto (each)	18 0 0	
Seventeen ditto (each)	16 0 0	
One Night Attendant	30 0 0	
One ditto	26 0 0	
One ditto	24 0 0	
One ditto	22 0 0	
Five ditto (each)	20 0 0	
One Cook	40 0 0	
One ditto	26 0 0	
One Kitchen Maid	22 0 0	
Two ditto (each)	18 0 0	
One ditto	16 0 0	
One ditto	14 0 0	
One Dressmaker Attendant	26 0 0	
One Housemaid	22 0 0	
One ditto	18 0 0	
One Laundress	25 0 0	
One Laundry Attendant	23 10 0	
One ditto	18 0 0	
One ditto	14 0 0	
One ditto	12 0 0	

£5. 6s. 6d. per annum can in course of time be obtained by Attendants for good conduct and special attention to duty.

Annual Statement showing the number of Lunatics and Idiots chargeable to the several Unions in the County and City of Worcester, whether confined in Asylums or otherwise, on 1st January, 1899.

No.	UNIONS.	In County Asylum.		In other Asylums.		In Work-house.		With Friends.		Totals.		
		Males.	Females.	Males.	Females.	Males.	Females.	Males.	Females.	Males.	Females.	Total.
1	Alcester	9	11	1	3	10	14	24
2	Bromsgrove	36	48	10	1	3	8	49	57	106
3	Bromyard
4	Cleobury Mortimer...	1	5	2	1	3	6	9
5	Droitwich	27	48	1	2	28	50	78
6	Dudley	55	63	18	32	19	23	92	118	210
7	Evesham	12	23	2	14	23	37
8	Kidderminster.....	63	56	3	7	...	1	66	64	130
9	King's Norton...	27	38	14	17	41	55	96
10	Ledbury	3	1	3	1	4
11	Martley	21	41	2	2	2	3	25	46	71
12	Newent	2	2	...	2
13	Pershore	24	20	1	5	3	5	28	30	58
14	Shipston-on-Stour....	3	10	2	1	...	1	5	12	17
15	Solihull.....	14	13	14	13	27
16	Stourbridge	61	67	14	16	4	15	79	98	177
17	Stow-on-the-Wold	1	1	1
18	Stratford-on-Avon....	...	1	1	1
19	Tenbury ..	5	8	2	2	7	10	17
20	Tewkesbury	3	4	3	4	7
21	Upton-on-Severn	30	39	2	6	...	3	32	48	80
22	West Bromwich	24	28	4	10	3	1	31	39	70
23	Worcester.....	56	67	2	11	4	4	62	82	144
24	„ County of	3	3	...	3
Totals		479	592	80	113	38	67	597	772	1369
Totals last year ...		465	582	1	...	76	108	34	63	576	753	1329

*Number of Patients Chargeable to each Union on the
31st March, 1899.*

Unions, &c.	Males.	Females.	Total.
Alcester.....	10	11	21
Bromsgrove	36	47	83
Cleobury Mortimer	1	4	5
Droitwich	27	49	76
Dudley	54	62	116
Evesham	12	24	36
Kidderminster	62	63	125
King's Norton	25	41	66
Ledbury	2	1	3
Martley	20	41	61
Newent... ..	1	...	1
Pershore	22	19	41
Shipston-on-Stour	3	11	14
Solihull... ..	14	14	28
Stourbridge	61	70	131
Stow-on-the-Wold	1	1
Stratford-on-Avon	1	1
Tenbury	5	10	15
Tewkesbury	4	2	6
Upton-on-Severn	29	39	68
West Bromwich	22	28	50
Worcester	56	66	122
„ County of.....	2	...	2
	468	604	1,072
Criminal Patients.....	3	2	5
Private „	16	31	47
Totals.....	487	637	1,124

*Contract Prices for the several Articles of Consumption for the
year ending 31st March, 1899.*

ARTICLES.	Midsummer Quarter, 1898.		Michaelmas Quarter 1898		Christmas Quarter, 1898.		Lady-Day Quarter, 1899.		Average for the Year 1898- 99.		Average for the Year 1897- 98.	
	s.	d.	s.	d.	s.	d.	s.	d.	s.	d.	s.	d.
Bran, per cwt.	4	0	4	3	4	6	4	6	4	3 ³ / ₄	3	11 ¹ / ₄
†Bacon, per lb.	6 ³ / ₄	6 ¹ / ₂	...	6 ³ / ₄	...	6 ³ / ₄	...
*Bath Bricks, per 100	5	6	5	6	5	0
*Black Lead, per lb.	2	2	2	2	2	2
*Blacking, per gross	2	2	2	2	2	2
*Blue, per lb.	9	9	9	9	9	9
*Candles (Dips.), per 12lbs.	3	1	3	1	3	3
†Cheese, per cwt.	43	0	46	0	44	6	50	7 ¹ / ₂
*Chicory, per cwt.	30	0	30	0	35	0
Coal (Hard Cobbles), per ton...	13	3	14	10	15	4	15	7	14	9	13	3
„ (Wigan Gas), per ton ...	17	6	18	6	19	0	19	3	18	6 ³ / ₄	17	3
„ (Cannel), per ton	22	0	22	3	22	6	22	6	22	3 ³ / ₄	18	5 ¹ / ₄
„ (Engine Nuts), per ton ...	11	4	13	1	13	4	13	8	12	10 ¹ / ₄	11	2 ¹ / ₄
„ (Best House), per ton ...	17	4	18	10	18	4	18	4	18	2 ¹ / ₂	17	4
†Coffee, roasted, per cwt.	102	0	91	0	96	6	133	6
†Currants, per cwt.	28	0	20	0	24	0	21	9
Flour (Seconds), per 224lbs. ...	22	9	32	0	17	9	17	9	22	6 ³ / ₄	21	1 ¹ / ₂
Ditto (Thirds), ditto.....	22	0	31	3	17	0	17	0	21	9 ³ / ₄	20	1 ¹ / ₂
†Malt (per 42lbs.).....	4	9	4	9	4	7 ¹ / ₂
*Mustard, per lb.	7 ³ / ₄	...	7 ³ / ₄	...	7 ³ / ₄	...
*Oatmeal, per cwt.	16	0	16	0	13	0
*Pepper (whole), per lb.	5 ¹ / ₂	...	5 ¹ / ₂	...	4 ¹ / ₂	...
*Pearl Barley, per cwt.	13	6	13	6	14	0
*Rice, per cwt.	13	0	13	0	12	0
*Salt, per ton	27	6	27	6	27	6
*Soda, per cwt.	3	0	3	0	2	7 ¹ / ₂
*Split Peas, per cwt.	9	9	9	9	9	0
*Starch (Common), per cwt.	24	0	24	0	24	0
*Ditto (Glenfield), per cwt.	47	0	47	0	48	0
Sharps per cwt.	4	6	5	6	5	6	5	6	5	3	4	4 ⁷ / ₈
*Sugar (Lump), per cwt.	14	6	14	6	16	0
†Ditto (Raw), per cwt.	13	9	14	6	14	1 ¹ / ₂	13	7 ¹ / ₂
†Snuff, per lb.	4	0	3	10	3	11	4	0
†Tobacco, per lb.	3	8	3	7	3	7 ¹ / ₂	3	8
†Tea, per lb.	1	1	1	1	1	1	1	1
*Vinegar, per gallon	7 ³ / ₈	...	7 ³ / ₈	...	7 ¹ / ₂	...

Those marked * are contracted for by the year.

„ † „ „ ¹/₂ year.

The remainder „ „ quarter.

*Conditions under which Private Patients are admitted into the
Asylum.*

I. The charge for Patients coming from, or having a settlement in, some Union in the County or City of Worcester is 15s. a week, payable quarterly in advance.

II. The charge for maintenance covers all ordinary expenses, but in cases of prolonged bodily disease an additional weekly charge may be made to cover the cost of special medicines and stimulants.

III. In the event of the death or discharge of any Private Patient before the maintenance moneys, paid in advance, have been exhausted by effluxion of time, the balance will be refunded to the person who made the last payment in respect of such patient.

IV. The Patients may wear their own clothes, but will have the same accommodation in all respects as the other Patients.

V. Application for the admission of a Patient on the private class must be made in the first instance to the Medical Officer at the Asylum, who will supply all the various blank forms for the order and medical certificates.

VI. The excess charge made for Private Patients beyond the ordinary pauper weekly rate of maintenance is carried to the credit of the Repairs Account.

PATIENTS' GENERAL DIETARY SCALE.

	BREAKFAST, 7 A. M.		DINNER, 12.30 P. M.		TEA, 6 P. M.	
	Males.	Females.	Males.	Females.	Males.	Females.
SUNDAY	1 pint coffee, 8 oz. bread, 2 oz. butter.	1 pint coffee, 6 oz. bread, 2 oz. butter.	5 oz. fresh roast meat, cooked without bone; 12 oz. potatoes, or other vegetables; 4 oz. bread.	4 oz. fresh roast meat, cooked without bone; 12 oz. potatoes, or other vegetables; 3 oz. bread.	1 pint tea, 7 oz. bread, 2 oz. butter.	1 pint tea, 6 oz. bread, 2 oz. butter.
MONDAY	" "	" "	<i>Stew, 1½ pints, composed of to the pint:—</i> 4 oz. fresh meat, 12 oz. potatoes, 2 oz. carrots, 1 oz. onions, herbs; or, 5 oz. tinned meat, served cold; 12 oz. potatoes, 4 oz. bread.	<i>Stew, 1 pint, composed of:—</i> 4 oz. fresh meat, 12 oz. potatoes, 2 oz. carrots, 1 oz. onions, herbs; or, 4 oz. tinned meat, served cold; 12 oz. potatoes, 3 oz. bread.	" "	" "
TUESDAY	" "	" "	16 oz. fish, cleaned and uncooked; or, 5 oz. meat, cooked without bone; 12 oz. potatoes, or other vegetables; 4 oz. bread.	16 oz. fish, cleaned and uncooked; or, 4 oz. meat, cooked without bone; 12 oz. potatoes, or other vegetables; 3 oz. bread.	" "	" "
WEDNESDAY	" "	" "	5 oz. tinned meat, 8 oz. suet pudding, 4 oz. bread.	4 oz. tinned meat, 6 oz. suet pudding, 3 oz. bread.	" "	" "
THURSDAY	" "	" "	<i>Pie, 16 oz., composed of:—</i> 5 oz. fresh meat, 4 oz. flour for crust; 2 oz. lard or dripping, 12 oz. potatoes, 2 oz. onions, herbs.	<i>Pie, 12 oz., composed of to the 1lb.:—</i> 5 oz. fresh meat, 4 oz. flour for crust, 2 oz. lard or dripping, 12 oz. potatoes; 2 oz. onions, herbs.	" "	" "
FRIDAY	" "	" "	5 oz. boiled or roast pork, cooked without bone; 12 oz. potatoes, or other vegetables; 4 oz. bread.	4 oz. boiled or roast pork, cooked without bone; 12 oz. potatoes, or other vegetables; 3 oz. bread.	" "	" "
SATURDAY	" "	" "	<i>Soup, 1½ pints, composed of to the pint:—</i> 2 oz. fresh meat or bacon scraps, &c., meat liquor, 3½ oz. split peas, 2 oz. potatoes, 1 oz. carrots, 2 oz. leeks or onions, herbs, 6 oz. bread; or, 4 oz. meat, cooked without bone; 8 oz. potatoes or other vegetables, 1 oz. cheese, 6 oz. bread.	<i>Soup, 1 pint, composed of:—</i> 2 oz. fresh meat, or bacon scraps, &c., meat liquor, 3½ oz. split peas, 2 oz. potatoes, 1 oz. carrots, 2 oz. leeks or onions, herbs, 5 oz. bread; or, 4 oz. meat, cooked without bone, 8 oz. potatoes or other vegetables, 1 oz. cheese, 3 oz. bread.	" "	" "

BREAKFAST.—To make one gallon of coffee—2 oz. coffee, 2 oz. chicory, 4 oz. sugar, 12 oz. milk.

DINNER.—Potatoes are weighed when peeled and uncooked. Some patients are allowed half-pint of beer with their dinner.

On Wednesday the suet pudding is served with treacle or sugar, rhubarb or fresh fruits being added when in season.

Salad is given large y when in season. Pickled cabbage occasionally.

Any of the weakly or aged patients who require it, are allowed 2 oz. bread and 2 pint broth at 9.30 a.m.; the broth being composed of—for the

pint—1 pint meat liquor, 2 oz. barley, 2 oz. oatmeal, herbs.

The Diet of the Patients resident in the Wards of the Annexe is varied in the following particulars:—Bread and milk is largely given for

Breakfast, and some cheese for Dinner. The amount of meat and bread is somewhat smaller.

*Chief Male Attendant's Return of Male Patients Employed
during the year ending 31st December, 1898.*

How Employed.	No. of Days.
Rug Makers	282
Tailors.....	2,236
Shoemakers	935
Carpenters	1,999
Upholsterers and Hair Pickers	2,979
Assisting Engineer, Smith, Stoker, and Gasmaker	3,425
„ Painter, Glazier, Whitewasher, and Plumber	3,345
„ Mason and Bricklayer.....	311
„ Storekeeper, Baker, Brewer, and Butcher	2,180
„ Clerks	1,455
„ Attendants	40,920
„ on Farms and Garden	37,180
Total number of week-days	97,247
Daily Average Number of Patients employed.....	312
Employed 65·1 per cent. of the average number of Male Patients resident throughout the year.	

*Chief Female Attendant's Return of Female Patients Employed
during the year ending 31st December, 1898.*

How Employed.	No. of Days.
In Sewing	59,191
In Netting and Knitting.....	529
In Laundry	19,171
Assisting Attendants	35,529
„ in Kitchens	9,680
„ Housemaids	621
„ in Gardens	119
„ at Farm	610
„ as Hair Pickers	3,738
Total number of week-days	129,188
Daily Average Number of Patients Employed	415
Employed 67·2 per cent. of the average number of Female Patients resident throughout the year.	

