

Forty-seventh annual report of the Committee of Visitors of the County and City of Worcester Lunatic Asylum for the year 1899.

Contributors

County and City of Worcester Lunatic Asylum.

Brinton, John.

Braine-Hartnell, George.

Morgans, S.

Feeny, Thomas Basil.

Hadley, John G.

Urmson, G. Harold.

Coupland, Sidney.

Publication/Creation

Worcester : printed at Berrow's Worcester Journal Co., 1900.

Persistent URL

<https://wellcomecollection.org/works/wv9hg7nj>

License and attribution

Conditions of use: it is possible this item is protected by copyright and/or related rights. You are free to use this item in any way that is permitted by the copyright and related rights legislation that applies to your use. For other uses you need to obtain permission from the rights-holder(s).



Wellcome Collection
183 Euston Road
London NW1 2BE UK
T +44 (0)20 7611 8722
E library@wellcomecollection.org
<https://wellcomecollection.org>

FORTY-SEVENTH

ANNUAL REPORT

OF THE


COMMITTEE OF VISITORS

OF THE

County and City of Worcester

LUNATIC ASYLUM

FOR THE YEAR 1899.



WORCESTER :

BERROW'S WORCESTER JOURNAL CO., LIM., PRINTERS, 43, HIGH STREET.

1900.

CONTENTS.

	PAGE
List of Committee of Visitors and Principal Officers ...	3
Annual Report of the Committee of Visitors.....	5
Chaplains' Reports	9
Report of Commissioners in Lunacy	13
Financial Statement of Mortgage Debt	17
Financial Statement of the New Buildings Account ...	18
Financial Statement of Repairs Account	20
Annual Report of Medical Officer and Superintendent...	23
Statistical and Medical Tables... ..	29
Financial Statement of the Maintenance Account ...	49
Receipts and Payments	50
Abstract of Accounts	59
Average Weekly Cost... ..	60
Farm and Garden Account	61
Salaries and Wages of Staff	63
Number of Lunatics chargeable to each Union	65
Contract Prices of Articles of Consumption	67
Regulations as to the Admission of Private Patients ...	68
Attendants' Dietary Scale	69
Diet Scale	70
Chief Attendants' Returns of Employment of Patients	71

Committee of Visitors for 1899.

FOR THE COUNTY OF WORCESTER.

JOHN BRINTON, Esq. (Chairman), Moor Hall, Stourport.
THE EARL OF COVENTRY, Croome Court, Worcester.
JAMES BEST, Esq., Holt Castle, Worcester.
THE REV. H. W. COVENTRY, Severn Stoke, Worcester.
HARRY E. DIXEY, Esq., M.D., Woodgate, Malvern.
G. W. GROSVENOR, Esq., Broome House, near Stourbridge.
MAJOR W. C. HILL, The Cottage, Malvern Wells.
A. R. HUDSON, Esq., Wick House, Pershore.
C. PELHAM LANE, Esq., Moundsley Hall, King's Norton, Birmingham.
E. V. V. WHEELER, Esq., Newnham Court, Tenbury.
THE REV. J. B. WILSON, Knightwick Rectory, Worcester.

FOR THE CITY OF WORCESTER.

J. A. STEWARD, Esq., MAYOR OF WORCESTER.
ALBERT BUCK, Esq., Worcester.
ERNEST DAY, Esq., Worcester.
WALTER HOLLAND Esq., Worcester.

Medical Officer and Superintendent.

GEO. M. P. BRAINE-HARTNELL, M.R.C.S., Eng., L.R.C.P., Lond.

Senior Assistant Medical Officer and
Deputy Superintendent.

W. BUBB, M.R.C.S., Eng., L.R.C.P., Lond.

Second Assistant Medical Officer.

H. B. WILKINSON, M.R.C.S., Eng., L.R.C.P., Lond.

Third Assistant Medical Officer.

J. O. VEITCH, M.B., C.M., Edin.

Chaplains.

REV. S. MORGANS, B.A.
REV. T. B. FEENY (R.C.)

Treasurer.

ARTHUR C. CHERRY, Esq.

Clerk to the Committee of Visitors.


MR. W. PRICE HUGHES.

Asylum Clerk & Steward.

MR. J. G. HADLEY.


Auditor.

MR. F. A. WHEELER.



Digitized by the Internet Archive
in 2018 with funding from
Wellcome Library

<https://archive.org/details/b30313478>



THE
Forty-seventh Annual Report
OF THE
COMMITTEE OF VISITORS
OF THE
COUNTY AND CITY OF WORCESTER LUNATIC
ASYLUM.

*Presented to the County Council of the County of Worcester
and to the Town Council of the City of Worcester, pursuant
to the 190th Section of the Lunacy Act, 1890.*

1.—The Committee of Visitors present to the Councils of the County and City their Report for the year ending the 31st December, 1899.

2.—No changes in the Medical Staff have occurred during the past year, and we are glad to be able to report that the Medical Superintendent, Mr. G. M. P. Braine-Hartnell and the several Gentlemen who assist him in the discharge of his duties continue to do so to our satisfaction.

3.—The only change in the House Staff calling for observation is the appointment of the Rev. Father Feeny in the place of the Rev. Father Dolan as Roman Catholic Chaplain. Both the Rev. S. Morgans (the Protestant Chaplain) and Father Feeny discharge their duties zealously and efficiently, and we feel sure their efforts to ameliorate the condition of the unfortunate persons to whom they minister are appreciated by those patients who are in a mental condition to do so as they are also by the Attendants and others who have the benefit of their respective services. Copies of the reports of both Mr. Morgans and Father Feeny are appended. The conduct of the Officers and Attendants has on the whole been satisfactory.

During the year two Superannuation allowances have dropped, viz., that made to Martha Snape, who died on the 3rd February, 1899, and that to Mr. George Jenkins, a former Clerk to the Asylum, who expired after a long and painful illness on the 7th October, 1899.

4.—We have held the usual Monthly Meetings, and one Special Meeting; the House Committee had met from time to time as required by the Rules. The several Sub-Committees have also met as necessity arose.

The following is a table of the Attendances of the Committee :

	GENERAL AND SPECIAL MEETINGS.	HOUSE COMMITTEE MEETINGS.
The Earl of Coventry	0	0
John Brinton, Esq. (Chairman) ...	12	4
James Best, Esq.	10	4
Rev. H. W. Coventry	11	5
Harry E. Dixey, Esq., M.D.	9	4
G. W. Grosvenor, Esq.	7	0
Major W. C. Hill	8	4
A. R. Hudson, Esq.	9	0
C. Pelham Lane, Esq.	10	0
E. V. V. Wheeler, Esq.	6	1
Rev. J. B. Wilson	12	3
The Mayor of Worcester (J. A. Steward, Esq.)	6	3
Albert Buck, Esq.	10	3
Ernest Day, Esq.	8	2
Walter Holland, Esq.	4	0

5.—Deputations from Boards of Guardians from the several Unions in the County and from the City have visited the Asylum during the year, seeing the Patients is the Asylum coming from their respective Unions. The reports made by these deputations testify to the satisfactory way in which the Patients are treated, both by the Medical Officers and Attendants.

6.—We have again been able to make a slight reduction in the rate of maintenance, viz., from 7s. 10½d. per head per week to 7s. 7d., and this without diminishing in any degree the comforts and well-being of the Patients.

7.—Two of the Commissioners in Lunacy visited the Asylum on the 21st February, 1899; a copy of their Report will be found in the Appendix (Schedule III.). We consider that it testifies to the satisfactory manner in which the affairs of the Asylum are carried out by your Committee and their Officers.

8.—The new Buildings and Extensions, the completion of which we reported in our last Report, provides the better and further accommodation for Patients which was necessary. The total cost of these buildings has already been reported to the Councils, and are rapidly filling up in numbers.

9.—We had to supplement the Works connected with the Water Supply by the erection of a concrete wall to prevent subsidences of the bank between Carey's Brook and the Reservoir. This has produced the desired effect, and we consider the Water Supply to the Asylum is now as good and secure as it is possible to make it.

10.—The Accounts of the Asylum for the year ending the 31st March, 1899, were audited by Mr. W. D. Easterby, the Auditor of the Local Government Board, in the month of August last, and his report thereon was received in the month of September last.

11.—In consequence of a Resolution passed by the Vestry of the Parish of Powick, which was communicated to us, as to the intended enlargement of the Parish Churchyard, which it was stated was rendered necessary by the interment in the Churchyard of a large number of Patients dying in the Asylum, and whose bodies were not taken elsewhere for burial, we have had under our consideration the provision of a burial ground upon land belonging to the Asylum, and have selected a fitting spot for this purpose; we shall shortly lay before the Councils the Plans which we propose, and ask their approval thereof in preference to negotiations for interment in the Parish Churchyard, to the expense of which of course the Committee would otherwise have to contribute.

12.—The following Table shows the number of Patients in the Asylum at the last Meeting of the House Committee in each of the following years:

		Male.		Female.		Total.
1894	...	447	...	560	...	1007
1895	...	467	...	584	...	1051
1896	...	455	...	591	...	1046
1897	...	482	...	609	...	1091
1898	...	490	...	624	...	1114
1899	...	515	...	635	...	1150

The Total of 1894 includes 60 Patients—30 male and 30 female—received under contract from the County of Stafford. That for 1895 includes 15 male and 30 female Patients from the same County, then still remaining at Powick, but subsequently removed, the whole of the accommodation of our Asylum now being needed for our own Patients.

13.—We append to this Report the following:—

- I.—Chaplain's (Rev. S. Morgans) Report.
- II.—Roman Catholic Chaplain's Report.
- III.—Report of Commissioners in Lunacy.
- IV.—Table showing state of Mortgage Debt.

JOHN BRINTON,

Powick, 24th February, 1900.

Chairman.

[SCHEDULE I.]

CHAPLAIN'S REPORT, 1899.

COUNTY AND CITY ASYLUM,

Worcester, December 31st, 1899.

MR. CHAIRMAN, MY LORD, AND GENTLEMEN,

It is my privilege to present to you my Annual Report as Chaplain of your Asylum for the year ending to-day.

At the beginning of the year I examined the stock of Hymn Books, Prayer Books, and Bibles, removed those that were found defective, and supplied the Wards with the following numbers of new books: 89 Prayer Books, 124 Hymn Books, and 16 Bibles.

The Library has undergone a slight re-arrangement and improvement. A few volumes have been condemned as utterly worthless, and 68 new ones purchased to fill up the spaces. These latter are modern and interesting books. A list of them has been left in each Ward so that both Patients and Attendants may know what literature is available. This plan has created an increased desire for reading, and consequently as many as 365 volumes have been issued during the year. In addition to this, there has been much mutual exchange of books amongst those living in the same Ward.

The Services have been duly performed each week-day morning and twice every Sunday, and special Services have been held on Good Friday and Christmas Day. Short Services have also been held alternately in the Centre and Annexe Hospitals for those who have not been able to attend Chapel.

During the year I have celebrated the Holy Communion for the patients every month, the average number of Communicants being 36.

I have visited the Wards twice a week, and occasionally the other Departments of your Asylum where the Patients may be employed. The sick and dying needing spiritual advice and attention I have visited more frequently.

In my last Report I pointed out the fact that none of the Staff received the Holy Communion, and expressed my willingness to hold special Services for them if a sufficient number were found desiring to attend. The result of my inquiries was so encouraging that, after a preparatory address on the subject, I felt justified in holding the first special Service at Eastertide. The Holy Communion has since been celebrated nine times at 7 a.m., and there are at the present time 54 Communicants on the Staff. This increased number will necessitate still more frequent Celebrations in the coming year.

I am much indebted to the Bishop of Coventry for his ready response to my expressed wish to administer the ordinance of Confirmation to the Attendants in the Asylum Chapel on December 21st. Having learnt that a considerable number of them had not been confirmed, I felt it my duty to urge upon them the necessity of becoming recipients of this holy rite, and as soon as a convenient day was fixed upon, classes for preparation were immediately formed. Fifteen Attendants and two male Patients were presented. Their demeanour was reverential and devout throughout. The Bishop gave a very practical Address, and much that he said should dwell in the memories of those confirmed as a support in every-day difficulties.

Among the Candidates were two who had lately received the Sacrament of Baptism, one a male attendant, 38 years of age, the other a male patient, 43 years of age. All the newly-confirmed, with two exceptions, have since partaken of the Holy Communion.

The Choir attended the Service, and helped to make it bright and hearty. For this, as well as their efforts on all occasions, I should like to express my sincere thanks to them.

I should also like to express my gratitude to the Superintendent for the interest which he has taken in my work, and more especially for the arrangements which he has made to secure the regular attendance of the Staff at the Services and the Confirmation Classes.

I have the honour to be,


Your faithful and obedient Servant,

S. MORGANS,

Chaplain.

To the Committee of Visitors,

County and City Asylum, Worcester.



[SCHEDULE II.]

REPORT OF THE ROMAN CATHOLIC
CHAPLAIN.

THE PRESBYTERY, CALLOW END, WORCESTER,

January 26th, 1900.

*To the Committee of Visitors of the Worcester County and
City Asylum.*

MR. CHAIRMAN, MY LORD, AND GENTLEMEN,

I have the honour to submit to you my report for the greater part of the year just closing. I have tried as far as possible to co-operate with the Committee in holding Sunday Service punctually at the hour appointed, and I am pleased to state that there has been no Sunday without Service.

I have found, generally speaking, that the patients have given a reverent attention during the Services, and this, I trust, will be more marked when, as the Superintendent kindly promised, he is able to supply those who can read with Prayer-Books. A quarterly week-day Mass has been said in the Chapel, and Holy Communion administered during the past year. I have on several occasions visited the Wards on receiving notice of any sickness, and in case of death have attended the funerals at Powick. I may here express my grateful thanks for the Committee's recent increase of my salary, so graciously granted. I wish, in conclusion, to testify to the unvarying kindness and courtesy of the Medical Superintendent, the Officers, and Staff of the Asylum I have met with during my term of ministration.

I have the honour to be, Gentlemen,

Your obedient servant,

THOMAS BASIL FEENY, O.S.B.

[SCHEDULE III].

REPORT OF COMMISSIONERS IN LUNACY.

WORCESTER COUNTY AND CITY ASYLUM.

February 21, 1899.

Since this Asylum was visited on the 18th of July last, 129 Patients have been admitted; forty-two have been discharged or removed, of whom thirty-three were considered to have recovered and 55 have died.

There are to-day on the books the names of 1,127 Patients, of whom 492 are males and 635 females: of the males 18 and of the women 34 are of the private class. Three males and eight females are out on trial, thus leaving resident in the Asylum 489 men and 627 women.

There is estimated vacant accommodation for 40 men, but on the female side the Asylum is over-full by 10 Patients; but judging by the overcrowding we found in the dormitories, especially on the female side, we should have expected to find less vacant accommodation for males and more than ten beds in excess of the accommodation for women. Our colleagues at their last visit referred to this topic; and suggested the consideration by the Council of early steps towards an adequate provision of accommodation for the insane paupers of the County. We are glad to be able to report that, acting upon this suggestion, the County Council and Asylum Committee have decided upon the erection of another Asylum in the northern part of the County, and are in search of a suitable site.

We found the Patients generally quiet and orderly during our visit; only one Patient complained of rough usage at the hands of an Attendant, but this was manifestly the outcome of a delusion; while the appeals for discharges, considering the numbers in the Asylum, were not numerous. We saw the

dinners yesterday in some of the Wards. The fare, Irish stew with bread, was well liked, while the behaviour at the meal was decidedly good. The condition of the patients as regards dress and neatness gave indication of proper attention to these matters on the part of the Staff. The dress of the women was sufficiently varied, but the men are nearly all dressed in white suits. We regret to be unable to report that anything has been done towards setting apart a small day room for the idiot children, of whom there are seventeen in the Asylum, and who continue to be associated with the adult insane. We hope that the plans of the new Asylum will include separate accommodation for this class.

The day rooms were in good order, but are still lacking in good supply of books. There has been no extension of the staining and dry rubbing of floors, and many of the single room doors remain unfitted with outside handles.

The female hospital Ward in the Annexe is about to be re-decorated, when we hope the opportunity will be taken to plaster the rough walls, so essential to the well-being of the Patients. Among other improvements not to be lost sight of are the introduction of the fire hose into the Wards and of a fire call communicating direct with a central Call station.

We gave a fire alarm yesterday, and within two minutes of the steam whistle being sounded the brigade was assembled; the hose attached to the external hydrants, and the water in play.

The dormitories and bedding were in good order.

There was a good deal of steam in the laundry wash-house, pointing to the desirability of fixing a Blackman's fan there: while the provision of a calendar would add to the resources of the laundry, where the four mangles at present in use are barely sufficient to meet the requirements of this department.

The deaths, which numbered fifty-five, were followed in forty-one instances, or in the proportion of 74.5 per cent., by post-mortem examination. In eleven cases, or 21 per cent., they were due to phthisis; in eight cases to general paralysis; two

were attributed to colitis, and one to typhoid fever, the origin of which could not be traced. In no instance was a Coroner's Inquest deemed necessary ; while bed-sores were existing in the bodies of two Patients only.

The Asylum is at present free from zymotic disease, but since the last visit there have been fourteen cases of colitis among the patients, and one case in a nurse ; and one male patient contracted typhoid fever, and one woman chicken-pox. We found only eighteen patients confined to bed, chiefly for debility and chronic ailments.

There have been seven serious but non-fatal casualties. A woman fractured a collar bone and a male patient his right forearm, in each case by a fall in a fit ; a male slipped and dislocated his left shoulder ; a woman slipped in the laundry and sustained a fracture of the arm in the fall ; two other women sustained fractures of bones by being pushed down by fellow-patients, while in the last case a male had a rib fractured in a struggle with an attendant, whom he murderously attacked. We understand that Mr. Braine-Hartnell made a full enquiry at the time, and reported the matter to the Committee ; but there is no record of the occurrence in the Case Book in the notes of the case.

There is no record of the employment of mechanical restraint. Seclusion has been used in the case of 29 patients on 86 occasions for a total of 305 hours.

In 1898 the percentage of recoveries on admissions, exclusive of transfers and re-certifications, was 29.68, that of deaths on the average number resident 9.07. Among the patients 209, or 18 per cent. are afflicted with epilepsy ; eighteen, or 1.5 per cent., with general paralysis, and 28, or 2 per cent., are actively suicidal.

Constant night supervision continues to be provided for all the epileptics and suicidal cases. Last night 34, or 3 per cent., of the patients were reported as having wetted their beds.

The Sunday services in the Chapel are usually attended by 634, or 56 per cent., of the patients ; the associated entertain-

ments by 53 per cent. ; 61 per cent. walk out weekly or oftener beyond the Asylum grounds ; 26 per cent. go out daily beyond the airing courts, to which 10 per cent. not physically incapacitated are altogether confined.

The returns of useful employment give 307 males and 467 females as so engaged, or in the proportion of sixty-two and seventy respectively.

Exclusive of head attendants, artizans, and laundry maids, the staff of attendants for day duty consists of 45 men and 49 nurses, being in the proportion of one to every eleven male and one to every thirteen female patients. This does not represent a strong staff, but we understand that two more nurses are to be appointed. For night duty there are seven men and nine nurses.

Of the total number of attendants, as many as 22 per cent. have been here less than one year ; but 37 per cent. can count over five years' service.

Two attendants were dismissed last year for misconduct not directly affecting the patients.

The only change in the Medical Staff has been the recent appointment of Dr. Veitch as Assistant Medical Officer in succession to Mr. Pulford, who has taken up an appointment at St. Luke's Hospital.

We are glad to record that advantage is taken of the means provided by the Committee for the prosecution of pathological work.

With the exception of the case above mentioned, we find the Case Books, so far as we have examined them, are fully noted.

G. HAROLD URMSON,	}	Commissioners in Lunacy.
SIDNEY COUPLAND,		

[SCHEDULE IV.]

STATEMENT OF MORTGAGE DEBT.

	For the County.	For the City.	Total.
	£ s. d.	£ s. d.	£ s. d.
The total aggregate originally borrowed } amounted to	56,888 17 8	7,111 2 4	64,000 0 0
Borrowed since.....	77,327 16 4	9,126 14 0	86,454 10 4
Principal Paid off ...	134,216 14 0 105,267 14 0	16,237 16 4 9,842 16 4	150,454 10 4 115,110 10 4
„ Remaining unpaid	28,949 0 0	*6,395 0 0	35,344 0 0

* £1,903 2s. 5d. has been set aside to the Loans Fund towards paying off the balance remaining unpaid.

JOHN BRINTON,

Chairman.

NEW BUILDINGS

Statement showing Receipts and Payments

RECEIPTS.

	£	s.	d.
County Council, <i>re</i> New Wards	781	10	10
City Council, ditto	1,110	3	10
Balance due to Treasurer at end of year ..	312	12	0
	2,204	6	8

ACCOUNT.

from 1st April, 1899, to 31st March, 1900.

PAYMENTS.

	£ s. d.
Balance due at commencement of year	262 19 1
Messrs. J. Wood and Sons, Balance of Contract for New Wards	664 2 5
Messrs. G. N. Haden and Sons, Balance of Contract for Engineering Works	220 4 11
Architect's Fees	242 10 0
Mr T. Vale, on account of Contract for Reservoir.....	200 0 0
Clerk of Works on Reservoir	13 16 8
Amounts refunded to Councils, unexpended Grant <i>re</i> New Wards:—	
County	533 18 9
City.....	66 14 10
	2,204 6 8

REPAIRS

Statement showing Receipts and Payments
RECEIPTS.

	£	s.	d.	£	s.	d.
County Council	861	9	0			
City Council	107	13	8			
				969	2	8
Excess of weekly charge on :—						
Out County Patients	21	19	2			
Private Ditto	792	0	0			
Criminal Ditto.....	89	13	10			
				894	13	0
Rent of Cottages				90	0	0
Sales				18	18	4
<div style="border: 1px solid black; height: 300px; width: 100%; position: relative; margin-top: 20px;"> <div style="position: absolute; top: 0; left: 0; right: 0; bottom: 0; border-left: 1px solid black; border-right: 1px solid black; border-bottom: 1px solid black;"></div> </div>						
Balance due to Treasurer	760	8	7			
" Clerk	58	15	7			
				819	4	2
				279,1	18	2


ACCOUNT.

from 1st April, 1899, to 31st, March, 1900.

PAYMENTS.

	£	s.	d.
Balance due at commencement of year	1,028	16	4
Artizans' and Labourers' Wages	514	11	11
Iron, &c., for use in Blacksmith's Shop	16	9	11
Iron Castings for various purposes	26	15	7
Tubing for Steam and Gas	14	13	9
Cocks, Valves, &c.	9	11	6
Composition for covering Steam Pipes.....	7	12	9
Asbestos and India Rubber Packing	12	7	4
Steam Traps	12	6	2
Gas Fittings.....	1	12	11
Brass Work	2	8	7
Keys	2	3	0
Pump	4	10	6
Portable Forge	7	10	0
Radiator	4	15	0
Mill Banding	3	4	1
Hot Water Cistern.....	26	15	0
Brewing Copper and Coil ...	34	10	0
Tools.....	23	6	2
Electrical Appliances	0	14	0
Fire Bricks for Bakehouse and Gas Ovens.....	26	1	9
Paints, Oils, &c.	89	0	3
White Lead	9	11	1
Wall Paper	2	11	9
Window Glass	9	6	0
Lead	8	11	2
Tin	2	5	0
Rain Water Spouting	6	17	3
Builders' Bricks	15	14	5
Blue Bricks	8	5	3
White Glazed Bricks	2	19	0
Cement and Lime	12	8	8
Sand	4	18	3
Chimney Cowls	1	19	0
Sanitary Pipes and Traps	6	7	4
Stone	4	16	5
Tiles, and fixing	9	15	9
Scaffold Poles	5	13	4
Floor Boards	74	13	1
Timber	105	3	11
Road Stone	24	0	4
Sand for Filter Beds, and Carriage	12	3	3
Messrs. Wood and Sons, for Repairs to Ceilings	31	5	0
Fire Hose	12	0	8
Allowances to Fire Brigade	15	15	0
Fire Insurance	75	4	6
Carriage of Goods	1	16	7
Travelling Expenses	0	16	6
Water Analysis, Fees	2	2	0
Pensions	420	4	4
Law Charges	34	16	10
	2,791	18	2





THE FORTY-SEVENTH ANNUAL REPORT
OF THE
MEDICAL OFFICER & SUPERINTENDENT.

*To the Committee of Visitors of the Worcester County and
City Asylum.*

MR. CHAIRMAN, MY LORD, AND GENTLEMEN,

I beg to submit to your consideration the Annual Report on the condition and management of your Asylum for the year ending December 31st, 1899. The usual statistical tables are also presented, giving information as to the Admissions, Discharges, and Deaths of the patients during the year 1899, and from August 1852. The Financial Statement for the year ending March 31st, 1900, is also attached. The changes that occurred among the patients were as follows:

	Males.	Females.	Total.
Total number of Patients in Asylum 1st January, 1899	501	629	1130
Admitted	105	120	225
Discharged	50	68	118
Died	46	45	91
Total number of Patients in Asylum 31st December, 1899	510	636	1146

These figures show an increase of 16 patients at the end of the year.

The average number resident was 500 males, 637 females, total 1,137.

ADMISSIONS.—Two hundred and twenty-five patients were admitted during the year. This is the highest number from the County and City since the opening of the Asylum.

The following table shows the state of their bodily health on admission:

BODILY HEALTH OF THOSE ADMITTED.

	Males.	Females.	Total.
In good bodily health and condition.. ..	4	17	21
In indifferent health and reduced condition	77	87	164
In bad health and exhausted condition ..	24	16	40

Twenty-five of those admitted have been discharged "Recovered." Sixteen have died.

One male and one female were admitted with recent cut throats.

DISCHARGES.—Eighty-six patients were discharged "Recovered," being at the rate of 40.56 per cent. on the number admitted, excluding transfers from other Asylums. One male patient having exhibited no sign of insanity was discharged "not insane." A male patient was ordered to be discharged by the Commissioners in Lunacy, under Sect. 65, Subs. 2 (a). His admission was illegal as he had been accepted by the Union to which he was chargeable without an order of adjudication, therefore his transfer orders should have been signed by Visitors of this Asylum, and not by Visitors of the Asylum from which he was transferred.

DEATHS.—The death-rate calculated on the average number resident was 8 per cent. The following is a short summary of the causes of death. A full account is given in Table V.

SUMMARY OF CAUSES OF DEATH.

	Males.	Females.	Total.
Diseases of Brain and Spinal Chord	14	6	20
„ Heart and Lungs	16	22	38
„ Abdominal Organs.. ..	4	7	11
Senile Degeneration	10	10	20
Other Causes	2	0	2

Post-mortem examinations were made in 76 out of 91 deaths.

BIRTHS.—N.T., married woman, admitted in a pregnant condition, was confined of a son. The mother still remains a patient. Can anyone wonder at the increase of insanity when people like the above "marry and are given in marriage?" The mother, father, and brother of the patient are or have been insane, and

here is this infant with such a bad "family history" growing up, and will in all probability end by marrying.

PRIVATE PATIENTS.—The Private Patients were two less at the end of the year. Eleven were admitted; 6 died; 10 were discharged; 6 transferred from Pauper to Private, and 3 from Private to Pauper Class.

INQUESTS.—One inquest was held during the year. This was on a male patient, who was at the post-mortem examination found to have three fractured ribs on the left side. No cause could be assigned. The jury returned the following verdict, "That the said D. P. died from fatty degeneration of the heart and senile decay, accelerated by shock from fractured ribs, and the jury expressed their opinion that no blame attached to the Staff of the Asylum."

ACCIDENTS.—There have been several cases of fractured bones, all of which were, as they happened, reported to your Committee. One accident demands special notice. A male patient who was on the high road to recovery was during the night seized with a sudden suicidal impulse. He smashed the window, and precipitated himself to the ground. He sustained compound comminuted fractures of both legs. His left leg has since been amputated. At present he is progressing satisfactorily.

ESCAPES.—Two male patients effected their escape. One was recaptured in two and a half hours. The other evaded recapture, and at the end of the statutory period was removed from the list of the patients.

HEALTH.—Two patients, male, were attacked with Scarlet Fever. Two days after admission the first case developed a rash and all the signs of Scarlet Fever. The other case occurred in the same Ward a few days later. Both were removed to the Infectious Hospital, and made a good recovery. A female patient was attacked with Typhoid Fever. She did well. The cause could not be traced. There was one case of Erysipelas. Colitis has caused the death of 1 male and 5 female patients. Phthisis accounts for 23 per cent. of the deaths. This percentage is excessive, and demands serious attention. The

overcrowded state of the wards is no doubt responsible in a great measure, but not entirely, for this high mortality. In the light of our present knowledge we require separate wards in which patients showing signs of Phthisis can be isolated and treated in accordance with the latest ideas on the subject. I would suggest that in the New County Asylum provision be made for such cases. This course would commend itself to all interested in the treatment of the insane, and would, I am sure, meet with the approval of the Commissioners in Lunacy.

STAFF.—The following changes have taken place among the Medical Staff. Dr. Pulford resigned to take up a more responsible post at St. Luke's Hospital. Mr. Wilkinson was promoted to be Second Assistant Medical Officer, and Dr. Veitch was appointed Third Assistant Medical Officer. The Rev. T. B. Feeny has been appointed Roman Catholic Chaplain in the place of the Rev. J. G. Dolan, resigned. Mr. Bubb, my Deputy, and my other colleagues, have on all occasions loyally and cordially assisted me in the management of the Asylum. Mrs. M. Snape, a pensioner of your Committee, died in February. Death also removed another pensioner in the person of Mr. G. Jenkins, who for many years served your Committee well and faithfully, as Clerk of the Asylum. A male attendant was dismissed and prosecuted for striking a patient with a stick. He was fined 40s. With this exception the conduct of the Nurses and Attendants has been satisfactory. The following is a numerical statement of the Staff:

NUMERICAL STATEMENT OF THE STAFF.

	Males.	Females.	Total.
Superintendent and Medical Officer	1	..	1
Assistant Medical Officers	3	..	3
Other Officers	8	4	12
Wards Attendants (including five Artizan Attendants)	44	52	96
Ward Night Attendants	7	9	16
Tradesman and Artizan Attendants who do no Ward duty	8	..	8
Storekeeper's and Engineer's Assistants, Stokers, &c.	11	..	11
Gardeners and Farm Servants	13	..	13
Porters, Cooks, Laundry Maids and other Domestic Servants	2	14	16

COMMISSIONERS IN LUNACY.—Two members of the Board of the Commissioners in Lunacy made their annual visit on February 20th and 21st. They left a favourable report.

GENERAL MATTERS.—The average weekly cost per patient for the year was 7s. 9½d. This is 2d. more than last year. The increase in price of coal and the great reduction in the profit on the Farm will account for the difference.

In April, 1899, your Committee reduced the charge for maintenance to the Guardians from 7s. 10½d. to 7s. 7d., at which it now stands.

The Fire Insurances have been thoroughly revised by your Committee, and new policies taken out. The different items have been grouped together, and the whole matter is now in a satisfactory condition. Mr. Hadley, the Asylum Clerk, has been appointed Agent for the Asylum, and the Commission is thus saved to the Ratepayers.

A concrete retaining wall was found necessary to support the bank of the brook next the Reservoir. This was done under the direction of Mr. E. B. Marten, C.E.

Owing to the Churchyard at Powick being nearly full, and to the Churchwardens being unable to obtain more land for the purpose of extending the same, your Committee have decided to set apart about three-quarters of an acre of land on the Asylum Estate for the purposes of a Cemetery. The matter is at present in process, and awaits the assent of the various authorities.

The following Boards of Guardians have visited the Asylum: Their reports were satisfactory: Bromsgrove, Droitwich, Dudley, Kidderminster, King's Norton, Martley, Pershore, Shipston-on-Stour, Solihull, Stourbridge, Tewkesbury, Upton-on-Severn, Worcester. This is an improvement on last year's numbers. We should, however, be glad to see all the Unions sending a deputation to visit the patients and Asylum.

Our thanks are due to the Editors of the following papers: "Berrow's Worcester Journal," "The Herald," "The Chronicle," for free copies for the use of the patients.

In conclusion, I beg to tender my hearty thanks to your Committee for the kind consideration and help I have received during the past year.

I have the honour to remain,

Mr. Chairman, My Lord, and Gentlemen,

Your obedient Servant,

GEO. M. P. BRAINE-HARTNELL.

May 8th, 1900.

STATISTICAL
AND
MEDICAL TABLES.
1899.

TABLE I.

Showing the Admissions, Re-admissions, Discharges, and Deaths during the year ending 31st December, 1899.

	M.	F.	T.	M.	F.	T.
In Asylum, January 1st, 1899 ...				501	629	1130
Cases admitted—						
First admissions	98	112	210			
Not first admissions	7	8	15			
Total cases admitted during the year				105	120	225
Total cases under care during the } year				606	749	1355
Cases discharged—						
Recovered	37	50	87			
Relieved	3	8	11			
Not improved	10	10	20			
Died	46	45	91			
Total cases discharged and died } during the year				96	113	209
Remaining in the Asylum 31st } December, 1899				510	636	1146
Average number resident during } the year				500	637	1137
<i>Persons</i> * under care during the } year†				604	749	1353
<i>Persons</i> admitted " "				103	120	223
<i>Persons</i> recovered " "				37	50	87
Transferred ‡ to the Asylum				7	5	12
" from the Asylum ...				8	12	20

* *Persons*, i.e., separate persons in contradistinction to "cases" which may include the same individual more than once.

† Total cases, minus re-admissions of Patients discharged during the current year.

‡ Patients transferred from one Asylum, &c., to another, even when re-certified, are regarded as transfers.

TABLE I_A.

Showing (1) the Previous Attacks among Persons admitted during the year 1899, and (2) the Number of Times they had previously Recovered in this or any Asylum.

(1) NUMBER OF PREVIOUS ATTACKS.	PERSONS.		
	Male.	Female.	Total.
Have had 1 attack.....	13	11	24
„ 2 attacks	2	2	4
„ 3 „	1	2	3
„ 4 „	1	1
„ 5 „ or more
„ several attacks.....	1	1	2

(2) NUMBER OF TIMES PATIENTS RECOVERED.	IN THIS ASYLUM.			IN ANY ASYLUM.*		
	M.	F.	T.	M.	F.	T.
Once	5	4	9
Twice	1	2	3
Three	1	2	3

*This information is not given owing to the impossibility of supplying it with accuracy.

TABLE II.

Showing the Admissions, Re-admissions, Discharges, and Deaths from the opening of the Asylum to the 31st December, 1899.

	M.	F.	T.	M.	F.	T.
<i>Persons</i> admitted during } the period of 47 years and 4 months	3470	3371	6841			
Re-admissions	459	583	1042			
Total <i>Cases</i> admitted.....				3929	3954	7883
Discharged <i>Cases</i> :—						
Recovered	1068	1470	2538			
Relieved	242	240	482			
Not improved.....	340	255	595			
Died	1769	1353	3122			
Total <i>Cases</i> discharged and } died since the opening of the Asylum.....				3419	3318	6737
Remaining 31st Dec., 1899 ...				510	636	1146
Average number resident } during the 47·39 years ... }				299	380	679
Transferred to the Asylum ...				404	344	748
„ from the Asylum..				424	341	765

TABLE II.A.

Showing the Admissions and Recoveries of Persons from 11th
August, 1852, to the present date, 31st December, 1899.
(47·39 years).*

HISTORY OF RECOVERIES OF PERSONS.				The same only omit- ting all Persons Transferred from other Asylums, &c. ¶		
	M.	F.	T.	M.	F.	T.
<i>Persons</i> admitted during the 47·39 years	3470	3371	6841
Of whom were discharged recovered during the same period, being 29·9 per cent. of <i>Persons</i> admitted	884	1162	2046
Of whom were re-admitted relapsed †	230	322	552
Leaving recovered <i>Persons</i> who have not relapsed ...	654	840	1494
Relapsed <i>Persons</i> discharged recovered ‡	90	129	219
Net recovered <i>Persons</i> being 25·0 per cent. of persons admitted.....	744	969	1713

* *Persons i.e.*, separate persons in contradistinction to *Cases* which may include the same individual more than once.

Re-admission applies only to re-admission into this Asylum.

† *i.e.*, Persons who have relapsed one or more times.

‡ *i.e.*, After last re-admission, if relapsed more than once.

|| *i.e.*, Recovered persons sane at the present time so far as the Asylum statistics show.

¶ This information is not given owing to the impossibility of supplying it with accuracy.



Showing the Admissions, Discharges, and Deaths, with the Mean Annual Mortality and proportion of Recoveries per cent. of the Admissions for each year since the Opening of the Asylum, 11th August, 1852.

Dates.	Admitted.			Discharged.									Died.	Remained at close of Year.			Average Number Resident.			Per-centage of Recoveries on Admissions.			Per-centage of Deaths on Average Number Resident.						
				Recovered			Relieved.			Not Improved.																			
	Males.	Females.	Total.	Males.	Females.	Total.	Males.	Females.	Total.	Males.	Females.	Total.		Males.	Females.	Total.	Males.	Females.	Total.	Males.	Females.	Total.	Males.	Females.	Total.	Males.	Females.	Total.	
From Aug. 11th to Dec. 31st,																													
1852	91	101	192	5	2	7	2	..	2	1	...	1	2	2	4	81	97	178	69	83	152	5.5	1.9	3.7	2.9	2.4	2.6		
1853	52	43	97	9	16	25	2	3	5	1	2	3	19	12	31	102	109	211	90	104	194	17.3	35.5	25.7	21.1	11.5	16.0		
1854	41	47	88	8	14	22	5	3	8	26	25	51	104	114	218	104	112	216	19.5	29.8	25.0	25.0	22.3	23.6		
1855	53	48	101	19	19	38	7	5	12	24	15	39	107	123	230	110	121	231	35.8	39.6	37.6	21.8	12.4	16.9		
1856	41	39	80	12	14	26	1	...	1	2	...	2	17	13	30	116	135	251	114	130	244	29.3	35.9	32.5	14.9	10.0	12.3		
1857 (a)	74	56	130	18	11	29	2	...	2	3	10	19	29	157	161	318	124	149	273	24.3	19.6	22.3	8.0	12.7	10.6		
1858 (a)	40	52	92	12	19	31	4	2	6	1	...	1	15	13	28	165	179	344	159	171	330	30.0	36.5	33.7	9.4	7.6	8.5		
1859 (a)	56	64	120	17	26	43	5	4	9	1	1	2	22	18	40	176	194	370	177	185	362	30.3	40.6	35.8	12.4	9.7	11.0		
1860 (a)	61	71	132	18	20	38	13	7	20	20	...	20	27	23	50	159	215	374	168	206	374	29.5	28.2	28.8	16.0	11.1	13.3		
1861	62	68	130	16	26	42	4	7	11	2	...	2	27	14	41	172	236	408	165	224	389	25.8	38.2	32.3	16.3	6.2	10.5		
1862	64	54	118	22	24	46	3	4	7	3	...	3	24	21	45	184	241	425	181	236	417	34.3	44.4	39.9	13.2	8.9	10.8		
1863 (b)	62	97	159	23	31	54	7	4	11	4	...	4	28	26	54	184	277	461	187	248	435	37.1	32.0	34.0	14.9	10.4	12.4		
1864 (b, c)	67	103	170	26	22	48	5	3	8	1	1	2	34	36	70	185	318	503	187	312	499	38.8	21.3	28.2	18.1	11.5	14.0		
1865 (b, c)	72	68	140	15	34	49	2	1	3	3	1	4	26	21	47	211	329	540	196	316	512	20.8	50.0	35.0	13.2	6.6	9.1		
1866 (b, c)	76	79	155	18	28	46	1	13	14	12	12	30	23	238	332	570	221	337	558	23.7	35.4	29.6	13.5	6.8	9.5		
1867 (d)	79	80	159	25	25	50	9	7	16	3	1	4	36	28	64	244	351	595	242	345	587	31.6	31.2	31.4	14.8	8.1	10.9		
1868 (d)	87	69	156	21	28	49	2	5	7	3	6	9	44	27	71	261	354	615	254	349	603	24.1	40.6	31.4	17.3	7.6	11.7		
1869 (e)	82	74	156	20	30	50	1	5	6	4	...	4	39	28	67	279	365	644	268	359	627	24.4	40.5	32.0	14.5	7.8	10.7		
1870 (f)	62	112	174	23	33	56	3	15	18	3	18	21	47	32	79	265	379	644	275	366	641	37.1	29.4	32.2	17.0	8.7	12.3		
1871 (f)	107	68	175	30	49	79	11	13	24	2	8	10	39	42	81	290	335	625	233	347	630	28.0	45.1	37.2	13.7	12.1	12.8		
1872 (f, g)	79	95	174	31	36	67	4	2	6	3	2	5	35	26	61	296	364	660	296	349	645	39.2	37.9	38.5	11.8	7.4	9.4		
1873 (g, h)	85	72	157	24	28	52	2	5	7	8	24	32	34	23	57	313	354	669	318	365	683	28.2	38.8	33.1	10.7	6.3	8.3		
1874 (g, j)	106	74	180	25	27	52	6	5	11	2	...	2	34	21	55	352	377	729	331	366	697	23.9	36.5	28.9	10.2	5.7	8.9		
1875 (k)	78	82	160	23	31	54	1	7	8	14	...	14	43	29	72	349	392	741	347	381	728	29.5	37.8	33.8	12.4	7.6	9.9		
1876 (k)	90	85	175	27	39	66	14	4	18	54	33	87	344	401	745	351	388	739	30.0	45.9	37.7	15.4	8.5	11.8		
1877 (l)	98	82	180	23	43	66	5	9	14	59	20	79	355	411	766	350	405	755	23.4	52.4	36.6	16.8	4.9	10.4		
1878 (l)	72	70	142	22	35	57	21	7	28	24	...	24	51	17	68	309	422	731	351	416	767	30.5	50.0	40.1	14.5	4.0	8.8		
1879	98	83	181	27	37	64	6	7	13	2	1	3	32	28	60	340	432	772	323	424	747	28.7	46.2	36.7	9.9	6.6	8.0		
1880	80	83	163	23	43	66	5	5	10	2	...	2	43	48	91	347	419	766	343	423	766	30.6	53.1	42.3	12.5	11.3	11.8		
1881	81	83	164	18	44	62	3	3	6	4	...	4	45	31	76	358	424	782	316	426	772	23.4	55.7	39.7	13.0	7.3	9.8		
1882 (m)	80	77	157	21	29	50	11	5	16	27	6	33	40	28	68	339	433	772	345	427	772	26.9	40.8	33.5	11.5	6.5	8.8		
1883 (n)	80	86	166	21	26	47	2	12	14	10	22	32	42	34	76	344	425	769	340	431	771	27.2	30.5	29.0	12.3	7.8	9.8		
1884 (n)	85	87	172	33	34	67	4	3	7	4	5	9	45	25	70	343	445	788	347	432	779	40	2	40	9	40.6	12.9	5.7	8.9
1885	82	103	185	10	36	46	6	1	7	3	4	7	50	42	92	356	465	821	344	450	794	19	49	49	37.3	14.5	9.3	11.5	
1886 (o)	101	90	191	28	21	49	2	1	3	2	...	2	61	56	117	364	477	841	372	481	853	40.5	35.5	38.2	16.3	11	16	13	7
1887 (o)	83	83	166	23	31	54	1	1	2	4	2	6	41	27	68	378	499	877	377	492	869	29.8	38.7	34.3	10.8	5.4	7.8		
1888	81	82	163	21	42	63	4	7	11	27	32	59	34	34	68	373	466	839	384	498	882	30.0	53.8	42.5	8.8	6.8	7.7		
1889	113	86	199	26	27	53	3	4	7	7	5	12	43	26	69	407	490	897	394	482	876	25.0	34.6	29.1	10.9	5.3	7.8		
1890 (p)	99	102	201	24	44	68	4	7	11	31	4	35	45	27	72	402	510	912	403	503	903	26.0	46.3	36.3	11.1	5.4	7.9		
1891 (q)	78	108	186	32	41	73	11	6	17	32	1	33	41	16	57	364	554	918	383	536	919	43.8	40.5	41.9	10.7	2.9	6.2		
1892 (r)	124	82	206	23	33	56	13	7	20	24	48	72	46	29	75	382	519	901	369	513	882	25.2	40.7	32.5	12	4	5.6	8.5	
1893 (s)	134	112	246	27	37	64	2	2	4	3	1	4	41	31	72	443	560	1003	411	544	955	36.5	46.2	41.5	9.9	5.7	7.5		
1894 (s)	92	97	189	27	42	69	3	6	9	...	1	1	51	45	96	454	563	1017	444	561	1005	31.7	45.1	38.7	11.4	8.0	9.5		
1895 (s)	99	102	201	32	32	64	2	5	7	32	1	33	38	33	76	449	589	1138	453	573	1026	34.4	33.6	34.0	8.3	6.6	7.4		
1896	94	121	215	35	39	74	7	3	10	2	30	32	45	49	94	454	580	1034	451	589	1040	38.4	34.5	36.2	9.9	8.3	9.0		
1897	105	104	209	23	40	63	6	4	10	4	1	5	44	31	75	482	617	1099	470	601	1071	23.7	40.8	32.3	9	5	1	7.0	
1898	98	108	206	25	32	57	2	3	5	2	5	7	50	56	106	501	629	1130	479	617	1096	27.4	31.6	29.6	10.4	9.0	9.6		
1899	105	120	225	37	50	87	3	8	11	10	10	20	46	45	91	510	636	1146	500	637	1137	37.1	43.4	40.5	9.2	7.0	8.0		
Total	3929	3954	7883	1068	1470	2538	242	240	482	340	255	595	1765	1353	3122	Average or percentage.			299	330	679	29.5	39.7	34.4	13.2	8.1	10.3		

During the years so marked there were resident:—

a.—30 Male Patients from the Bedford Asylum.
b.—30 Female " " Abergavenny Asylum.
c.—30 " " " Oxford Asylum.
d.—45 " " " " and 10 from the Abergavenny Asylums.
e.—45 " " " " Asylum.
f.—24 " " " Northampton Asylum.
g.—15 Male Patients from the Durham Asylum.
h.—12 " and 30 Female Patients from the Northampton Asylum.
i.—30 " Patients from the Stafford Asylums.
k.—37 " " " "
l.—40 " " " "
m.—25 " and 5 Female Patients belonging to th County and City of Worcester boarded out at the Rubery Hill Asylum.

n.—25	Male and 30 Female Patients belonging to the County and City of Worcester, boarded out at the Rubery Hill Asylum.
o.—25	„ and 30 Female Patients from the Essex Asylum.
p.—29	„ Patients belonging to the County and City of Worcester, boarded out at the Derby Borough Asylum.
q.—55	„ Patients belonging to the County and City of Worcester, boarded out, 30 at the Derby Borough Asylum and 25 at the Joint Counties' Asylum, Abergavenny.
r.—25	„ Patients belonging to the County and City of Worcester, boarded out at the Joint Counties' Asylum, Abergavenny.
s.—30	„ and 30 Female Patients from the Stafford Asylum.



TABLE VI.

*Showing the Length of Residence in those Discharged Recovered,
and in those who have Died, during the Year 1899.*

PERIOD OF RESIDENCE.	RECOVERED.			DIED.		
	Males.	Females	Total.	Males.	Females	Total.
Under 1 week	1	1
Under 1 month	1	4	5
1 month and under 3 months	3	3	...	8	...	8
3 months " 6 "	14	11	25	4	5	9
6 " " 9 "	3	14	17	6	1	7
9 " " 12 "	5	4	9	3	3	6
1 year " 2 years	7	10	17	9	5	14
2 years " 3 "	3	4	7	2	3	5
3 " " 5 "	2	3	5	4	5	9
5 " " 7 "	1	1	4	2	6
7 " " 10 "	1	3	4
10 " " 12 "	1	3	4
12 " " 15 "	2	2
15 " " 20 "	2	2
20 " " 25 "	2	2
25 " " 30 "	1	...	1
30 " " 35 "	1	...	1
35 " " 40 "	1	...	1
40 " " 48 "	4	4
Total.....	37	50	87	46	45	91

TABLE VII.

Showing the Duration of the Disorder on Admission in the Admissions, Discharges, and Deaths during the year 1899.

CLASS.	ADMISSIONS.			DISCHARGES.						DEATHS.		
				RECOVERED.			RELIEVED OR NOT IMPROVED.					
				Males.	Females.	Total.	Males.	Females.	Total.			
<i>First Class.</i> —First attack, and within 3 months on admission ...	30	43	73	18	24	42	2	8	10	24	11	35
<i>Second Class.</i> —First attack, above 3 and within 12 months on admission ...	17	17	34	5	3	8	3	1	4	5	9	14
<i>Third Class.</i> —Not first attack, and within 12 months on admission ...	15	17	32	8	19	27	2	1	3	4	8	12
<i>Fourth Class.</i> —First attack or not, but of more than 12 months on admission ...	19	22	41	2	3	5	...	2	2	7	12	19
<i>Fifth Class.</i> —Congenital ...	6	12	18	1	4	5	3	3	6
Unknown ...	17	9	26	3	1	4	5	2	7	3	2	5
Not Insane upon Admission ...	1	...	1	1	...	1
Total ...	105	120	225	37	50	87	13	18	31	46	45	91

TABLE VIII.

Showing in Quinquennial Periods the Ages of those Admitted, Recovered, and Died during the year 1899, and those remaining on 31st December, 1899.

AGES.	Admissions.			Recovered.			Deaths.			Patients Resident 31st Dec., 1899.		
	Males.	Females.	Total.	Males.	Females.	Total.	Males.	Females.	Total.	Males.	Females.	Total.
Under 5 years
5 years and under	2	2	1	1
10 years and under	1	1	3	10
15 years and under	9	11	3	1	13	7	20
20 years and under ...	2	6	16	2	7	9	1	26	11	37
25 years and under ...	10	17	34	5	11	16	1	3	5	55	36	91
30 years and under ...	17	15	28	4	5	9	2	3	7	45	55	100
35 years and under ...	13	12	25	3	10	13	4	4	13	65	54	119
40 years and under ...	13	12	25	5	6	11	9	4	6	57	79	136
45 years and under ...	10	12	22	6	6	12	2	3	10	59	82	141
50 years and under ...	12	7	19	3	2	5	7	3	5	42	63	105
55 years and under ...	8	7	15	3	2	5	2	3	5	39	84	123
60 years and under ...	2	9	11	2	1	3	3	1	4	40	48	88
65 years and under ...	3	7	10	1	...	1	2	5	7	30	37	67
70 years and under ...	3	2	5	3	...	3	2	3	5	15	36	51
75 years and under ...	2	8	10	6	7	13	10	26	36
80 years and under ...	5	4	9	...	1	1	3	4	7	7	11	18
85 years and under ...	4	2	6	1	...	1	2	1	3	...	3	3
90 years and under	1	3	4
Unknown ...	1	...	1
Total	105	120	225	37	50	87	46	45	91	510	636	1146
Mean Age ...	42.1	44.3	43.3	42.0	35.4	38.2	52.0	56.4	54.2	44.6	49.5	47.4

TABLE IX.

Showing the Condition as to Marriage in the Admissions, Recoveries, and Deaths during the year 1899, and of Patients Resident 31st December, 1899.

Condition in reference to Marriage.	Admissions.			Discharged Recovered.			Deaths.			Patients† Resident, December 31st.		
	Males.	Females.	Total.	Males.	Females.	Total.	Males.	Females.	Total.	Males.	Females.	Total.
Single	43	40	83	14	21	35	15	19	34
Married	47	52	99	20	25	45	28	18	46
Widowed... ..	9	16	25	3	4	7	3	8	11
Idiots	6	12	18
Total	105	120	225	37	50	87	46	45	91

† This information is not given owing to the impossibility of supplying it accurately.

TABLE X.

*Showing the Probable Causes of the Insanity in the Patients
Admitted during the Year 1899.*

CAUSES OF INSANITY.	Number of Instances in which each cause was assigned †			Proportion (per cent.) to the total number of Patients ad- mitted during the Year.		
	M.	F.	T.	M	F.	T.
MORAL.						
Domestic Trouble (including loss of Relatives and Friends)	3	3	...	2.5	1.3
Adverse Circumstances (including Business Anxieties and Pecuniary Difficulties) ...	1	...	1	.94
Mental Anxiety and Worry (not included under the above two heads) and Overwork	2	...	2	1.98
Religious Excitement	1	1	..	.8	.4
Love Affairs (including Seduction)
Fright and Nervous Shock	5	5	...	4.1	2.2
PHYSICAL.						
Old Age	9	8	17	8.5	6.6	7.5
Epilepsy	10	8	18	9.5	6.6	8.0
General Paralysis	8	3	11	7.6	2.5	4.8
Fevers
Other Bodily Diseases or Disorders	5	2	7	4.7	1.6	3.1
Accident or Injury	2	...	2	1.98
Privation and Starvation
Over-exertion
Sunstroke	1	18	.4
Puberty
Change of Life	1	18	.4
Lactation	1	18	.4
Pregnancy	1	18	.4
Parturition and the Puerperal State	7	7	...	5.8	3.1
Uterine and Ovarian Disorders
Congenital Defect	6	12	18	5.7	10.0	8.0
Hereditary Influence	4	17	21	3.8	14.1	9.3
Family Predisposition (not direct Heredity)	15	23	38	14.2	19.1	16.8
Intemperance in Drink	17	5	22	16.1	4.1	9.7
" Sexual	1	18	.4
Venereal Disease	1	...	1	.94
Self-abuse, Sexual
Previous Attacks	18	17	35	17.1	14.1	15.5
Other ascertained causes	1	18	.4
Unknown	34	33	67	32.3	27.5	29.7

† These are the entire number of instances in which the several causes (either alone or in combination with other causes) were stated to have produced the mental disorder. The aggregate of these totals (including "Unknown"), of course, exceeds the whole number of Patients admitted the excess is owing to the combinations.

TABLE XI.

Showing the form of Mental Disorder in the Admissions, Recoveries, and Deaths of the year 1899, and the form of Mental Disorder of the Inmates on 31st December, 1899.

FORM OF MENTAL DISORDER.	ADMISSIONS.			RECOVERIES.			DEATHS.			REMAINING IN ASYLUM.		
	M.	F.	T.	M.	F.	T.	M.	F.	T.	M.	F.	T.
Congenital or Infantile Mental Deficiency												
" <i>a</i> with Epilepsy	3	5	8	1	...	1	28	33	61
" <i>b</i> without Epilepsy	3	7	10	2	3	5	44	44	88
Depending upon acquired Epilepsy	7	3	10	4	2	6	6	6	12	76	71	147
Depending upon General Paralysis	8	3	11	9	3	12	15	5	20
Mania	44	45	89	24	30	54	9	8	17	208	298	506
Melancholia	18	34	52	5	16	21	7	14	21	49	87	136
Dementia	18	19	37	3	2	5	12	11	23	87	94	181
On trial	3	4	7	3	4	7
Not Insane upon Admission	1	...	1	1	...	1
Total	105	120	225	37	50	87	46	45	91	510	636	1146

TABLE XII.

*Showing the Station or Occupation of Patients admitted
during the Year 1899.*

MALES.		FEMALES.	
Baker	1	Artist	1
Boot Repairer	1	Barmaid	1
Brewer	1	Charwomen	4
Bricklayers	3	Chocolate Maker.....	1
Butcher	1	Cooks	2
Butler.....	1	Domestic Servants	12
Carpet Designer	1	Dressmaker	1
Carpet Weavers	3	Factory Hand	1
Clerks.....	7	Farm Worker	1
Coachman	1	Governesses	2
Commercial Traveller	1	Hawker.....	1
Discharged Soldier	1	Housekeepers	3
Engineer.....	1	Housewives	52
Farmer	1	India Rubber Worker.....	1
Farm Bailiffs.....	2	Innkeeper	1
Fruiterer.....	1	Laundress.....	1
Glove Cutter	1	Milliner.....	1
Grocers	3	Needlewomen	3
Groom.....	1	Shop Assistant.....	1
Hawker	1	Spinner.....	1
Hosier's Assistant.....	1	None	17
Labourers	30	Idiots.....	12
Labourers (Agricultural)	2		
Market Gardeners.....	2		
Metal Workers	7		
Nailers	2		
Painters	2		
Photographer	1		
Piano Tuner	1		
Plasterer	1		
Publican.....	1		
Silk Broker	1		
Skinner	1		
Social Reformer	1		
Tailor	1		
Trunk Maker.....	1		
Umbrella Repairer	1		
Waste Dealer.....	1		
Unknown	1		
None	8		
Idiots	6		
Total.....	105	Total	120

TABLE XIII.

*Showing the number of Admissions, Discharges, and Deaths
in each Month of the Year 1899.*

MONTHS.	ADMISSIONS.			DISCHARGES.			DEATHS.		
	Males.	Females.	Total.	Males.	Females.	Total.	Males.	Females.	Total.
January.....	5	14	19	7	8	15	6	1	7
February	3	15	18	1	1	2	5	6	11
March.....	5	7	12	4	11	15	4	1	5
April	13	8	21	5	9	14	1	3	4
May	8	5	13	4	2	6	3	5	8
June	7	14	21	3	3	6	6	3	9
July	19	16	35	3	6	9	4	2	6
August	13	11	24	3	8	11	3	1	4
September	8	5	13	8	4	12	4	7	11
October.....	6	7	13	4	7	11	...	2	2
November.....	10	10	20	2	4	6	3	10	13
December	8	8	16	6	5	11	7	4	11
Totals ...	105	120	225	50	68	118	46	45	91

TABLE XIV.

Showing the Condition of those Admitted in reference to Education.

	Males.	Females.	Total.
Good or Fair Education	3	9	12
Can Read and Write	78	90	168
Can Read only	2	5	7
Can neither Read nor Write.....	14	4	18
Idiots	6	12	18
Unknown	2	...	2
Total.....	105	120	225

TABLE XV.

Showing the Religious Persuasion of those Admitted.

	Males.	Females.	Total.
Church of England.....	70	80	150
Roman Catholics	9	6	15
Wesleyans and Methodists	15	11	26
Baptists	3	4	7
Congregationalists	2	1	3
Christadelphian	1	1
Plymouth Brethren	1	1
Unitarian.....	...	1	1
Salvationist.....	...	1	1
Society of Friends	2	2
Idiots	6	12	18
Total.....	105	120	225

TABLE XIV

Showing the Condition of those Admitted to Asylums

Male Population			Female Population		
18	0	0	18	0	0
19	0	0	19	0	0
20	0	0	20	0	0
21	0	0	21	0	0
22	0	0	22	0	0
23	0	0	23	0	0
24	0	0	24	0	0
25	0	0	25	0	0
26	0	0	26	0	0
27	0	0	27	0	0
28	0	0	28	0	0
29	0	0	29	0	0
30	0	0	30	0	0
31	0	0	31	0	0
32	0	0	32	0	0
33	0	0	33	0	0
34	0	0	34	0	0
35	0	0	35	0	0
36	0	0	36	0	0
37	0	0	37	0	0
38	0	0	38	0	0
39	0	0	39	0	0
40	0	0	40	0	0
41	0	0	41	0	0
42	0	0	42	0	0
43	0	0	43	0	0
44	0	0	44	0	0
45	0	0	45	0	0
46	0	0	46	0	0
47	0	0	47	0	0
48	0	0	48	0	0
49	0	0	49	0	0
50	0	0	50	0	0
51	0	0	51	0	0
52	0	0	52	0	0
53	0	0	53	0	0
54	0	0	54	0	0
55	0	0	55	0	0
56	0	0	56	0	0
57	0	0	57	0	0
58	0	0	58	0	0
59	0	0	59	0	0
60	0	0	60	0	0
61	0	0	61	0	0
62	0	0	62	0	0
63	0	0	63	0	0
64	0	0	64	0	0
65	0	0	65	0	0
66	0	0	66	0	0
67	0	0	67	0	0
68	0	0	68	0	0
69	0	0	69	0	0
70	0	0	70	0	0
71	0	0	71	0	0
72	0	0	72	0	0
73	0	0	73	0	0
74	0	0	74	0	0
75	0	0	75	0	0
76	0	0	76	0	0
77	0	0	77	0	0
78	0	0	78	0	0
79	0	0	79	0	0
80	0	0	80	0	0
81	0	0	81	0	0
82	0	0	82	0	0
83	0	0	83	0	0
84	0	0	84	0	0
85	0	0	85	0	0
86	0	0	86	0	0
87	0	0	87	0	0
88	0	0	88	0	0
89	0	0	89	0	0
90	0	0	90	0	0
91	0	0	91	0	0
92	0	0	92	0	0
93	0	0	93	0	0
94	0	0	94	0	0
95	0	0	95	0	0
96	0	0	96	0	0
97	0	0	97	0	0
98	0	0	98	0	0
99	0	0	99	0	0
100	0	0	100	0	0

TABLE XV

Showing the Condition of those Admitted to Asylums

Male Population			Female Population		
18	0	0	18	0	0
19	0	0	19	0	0
20	0	0	20	0	0
21	0	0	21	0	0
22	0	0	22	0	0
23	0	0	23	0	0
24	0	0	24	0	0
25	0	0	25	0	0
26	0	0	26	0	0
27	0	0	27	0	0
28	0	0	28	0	0
29	0	0	29	0	0
30	0	0	30	0	0
31	0	0	31	0	0
32	0	0	32	0	0
33	0	0	33	0	0
34	0	0	34	0	0
35	0	0	35	0	0
36	0	0	36	0	0
37	0	0	37	0	0
38	0	0	38	0	0
39	0	0	39	0	0
40	0	0	40	0	0
41	0	0	41	0	0
42	0	0	42	0	0
43	0	0	43	0	0
44	0	0	44	0	0
45	0	0	45	0	0
46	0	0	46	0	0
47	0	0	47	0	0
48	0	0	48	0	0
49	0	0	49	0	0
50	0	0	50	0	0
51	0	0	51	0	0
52	0	0	52	0	0
53	0	0	53	0	0
54	0	0	54	0	0
55	0	0	55	0	0
56	0	0	56	0	0
57	0	0	57	0	0
58	0	0	58	0	0
59	0	0	59	0	0
60	0	0	60	0	0
61	0	0	61	0	0
62	0	0	62	0	0
63	0	0	63	0	0
64	0	0	64	0	0
65	0	0	65	0	0
66	0	0	66	0	0
67	0	0	67	0	0
68	0	0	68	0	0
69	0	0	69	0	0
70	0	0	70	0	0
71	0	0	71	0	0
72	0	0	72	0	0
73	0	0	73	0	0
74	0	0	74	0	0
75	0	0	75	0	0
76	0	0	76	0	0
77	0	0	77	0	0
78	0	0	78	0	0
79	0	0	79	0	0
80	0	0	80	0	0
81	0	0	81	0	0
82	0	0	82	0	0
83	0	0	83	0	0
84	0	0	84	0	0
85	0	0	85	0	0
86	0	0	86	0	0
87	0	0	87	0	0
88	0	0	88	0	0
89	0	0	89	0	0
90	0	0	90	0	0
91	0	0	91	0	0
92	0	0	92	0	0
93	0	0	93	0	0
94	0	0	94	0	0
95	0	0	95	0	0
96	0	0	96	0	0
97	0	0	97	0	0
98	0	0	98	0	0
99	0	0	99	0	0
100	0	0	100	0	0

MAINTENANCE ACCOUNT,
DIETARY TABLES,
AND
MISCELLANEOUS RETURNS.
1899-1900.

County and City of Worcester Lunatic Asylum.

MAINTENANCE ACCOUNT.

*General Statement of the Receipts and Payments from the
1st day of April, 1899, to the 31st day of March, 1900.*

RECEIPTS.

From Unions within the contributory County and City of Worcester, viz. :—	£. s. d.	£ s. d.
Alcester	436 6 5	
Bromsgrove	1,707 16 1	
Cleobury Mortimer.....	104 0 2	
Droitwich.....	1,486 10 3	
Dudley	2,378 15 1	
Evesham	701 13 8	
Kidderminster.....	2,536 12 8	
King's Norton.....	1,334 15 3	
Ledbury	65 1 10	
Martley	1,220 14 3	
Newent.....	24 19 3	
Pershore	800 11 4	
Shipston-on-Stour	259 17 11	
Solihull	570 14 10	
Stourbridge.....	2,677 13 10	
Stratford-on-Avon	19 19 2	
Stow-on-the-Wold	19 19 2	
Tenbury	303 15 8	
Tewkesbury.....	127 2 10	
Upton-on-Severn	1,321 7 10	
West Bromwich	980 12 7	
Worcester	2,488 17 11	
		21,567 19 0
From non-contributory Unions and Parishes, viz. :—		
Aston	12 0	
Birmingham	5 18 0	
Cheltenham.....	18 0	
Hereford	1 10 0	
Maidstone	5 18 0	
Newton Abbot.....	4 0 0	
Newark	18 0	
Shipston-on-Stour	6 10 3	
Stourbridge.....	7 14 0	
Warwick	16 0	
West Bromwich	9 0 0	
		43 14 3
Carried forward		21,611 13 3

RECEIPTS—(Continued).

	£ s. d.	£. s. d.
Brought forward		21,611 13 3
From Treasurer of the Council for the County of Worcester for patients adjudged chargeable thereto		44 5 7
From Private Patients		1,729 5 3
From Prison Commissioners		179 13 6
Sums received for goods sold, viz:—		
Farm and Garden	429 5 8	
Kitchen Stuff and Old Stores	26 10 11	
Sundries	269 8 2	
		725 4 9
Total... ..		24,290 2 4

P A Y M E N T S .

SALARIES AND WAGES.			£.	s.	d.	£.	s.	d.
Officers	2,641	4	7					
Servants	4,374	4	1			7,015	8	8
PROVISIONS.								
Ale	74	17	9					
Bacon	576	12	3					
Barley, Pearl	9	5	9					
Barm	44	11	0					
Beer Duty	5	2	5					
Butter	465	18	7					
Cheese	118	14	2					
Chicory	14	10	9					
Coffee	92	1	0					
Currants and Raisins	107	16	10					
Eggs	58	10	6					
Fish	423	2	8					
Flour	1,325	8	3					
Ginger Beer	15	5	10					
Lard	15	8	9					
Malt	7	0	0					
Meat, Preserved	231	12	2					
" Fat Stock, purchased	1,940	4	1					
Milk, Swiss	240	0	9					
Mustard	16	5	6					
Oatmeal	7	17	0					
Onions	2	2	0					
Oranges and Lemons	10	10	7					
Pepper	8	16	8					
Potatoes	84	17	6					
Poultry	11	5	0					
Rice	23	10	6					
Salt	7	5	8					
Sauce	2	16	0					
Spices, &c.	6	18	4					
Split Peas	45	16	5					
Sugar	297	0	1					
Tea	263	6	6					
Vinegar	19	19	8			6,574	10	2
WINES AND SPIRITS.								
Wines	12	11	0					
Spirits	66	14	0			79	5	0
Carried forward						13,669	3	10

PAYMENTS—(Continued).

	£.	s.	d.	£.	s.	d.
Brought forward.....				13,669	3	10
FARM AND GARDEN.						
Analyses of Manures	2	0	0			
Bailiff's Expenses, Markets, &c.	6	9	6			
Blacksmith	19	7	1			
Boar	3	10	0			
Boiler Insurance.....	1	12	0			
Bran.....	58	18	9			
Brooms and Besoms	1	18	6			
Bull	26	5	0			
Bullocks	254	18	6			
Cattle Pans	6	0	0			
Candles, Carriage	7	3				
Carriage of Goods	3	2	0			
Carter's Expenses	4	11	3			
Cartridges	3	0	0			
Carts, Repairing.....	25	15	0			
Castrator	5	3	6			
Chaff Cutters	25	0	0			
Commission, Live Stock Bought.....	7	6	0			
Cultivator, Steam, Hire of.....	17	10	0			
Engine Sheet	1	10	0			
Fire Insurance	9	15	6			
Gauns	18	0				
Grains	21	10	6			
Grease	2	13	6			
Grinding Bones	3	2	7			
Hampers	1	16	0			
Harness	13	8	6			
„ Repairing	11	15	9			
Horse, Fees, &c.	5	15	6			
„ Breaking	3	16	6			
Implements.....	20	15	11			
„ Repairing	15	16	7			
Ironmongery	11	7	0			
Licenses for Servants, Carts, &c.....	4	5	0			
Linseed and Cotton Cake.....	238	9	0			
Maize	54	8	9			
Manures	125	14	1			
Milk Cowl	3	11	0			
Mill Stones, Dressing	18	0				
Mittens	15	0				
Petroleum	2	10				
Poultry	2	0	6			
Rag Stones	6	0				
Ram	7	11	0			
Rates and Taxes, Imperial	27	6	0			
„ Poor	52	1	0			
„ Tithe	64	11	6			
Rent.....	592	19	4			
Rick Sheet and Poles.....	8	15	0			
„ Repairing.....	13	0				
Sacks	1	16	0			
Carried forward	1,782	19	2	13,669	3	10

PAYMENTS—(Continued).

	£	s.	d.	£	s.	d.
Brought forward.....	1,782	19	2	13,669	3	10
Seeds	73	9	1			
Sharps	67	13	9			
Sheep	111	2	0			
„ Shearing.....	14	1				
Subscription to Madresfield Agri- cultural Club	1	0	0			
Trees, Fruit	3	7	11			
Veterinary Surgeon, and Medicines...	16	16	3			
Weights, Adjusting		3	8			
Wire Fencing	1	10	4			
„ Netting		9	0			
Wages, Bailiff and Wife	100	0	0			
„ Servants	549	0	10			
				2,708	6	1
CLOTHING.						
Boot Laces	7	2	4			
„ Locks	1	16	0			
Boots	214	8	1			
Buttons		3	0			
Calico, Lining	35	1	6			
Caps for aged Patients		15	1			
Cottons and Tapes.....	27	17	3			
Check for Aprons	31	5	0			
„ „ Scarves	29	10	8			
Dowls for Shirts	157	19	4			
Dress Material ..	51	1	0			
Flannel	47	14	5			
Hooks	6	15	0			
Hats	21	11	6			
Hose		1	3			
Jackets, Pilot	42	10	0			
„ Moleskin	134	7	6			
Leather and Grindery	115	6	8			
Muslin, Jaconet	1	17	6			
Pins and Needles	3	16	3			
Pocket Handkerchiefs	13	14	5			
Print, Twilled.....	36	11	11			
Shawls	32	10	5			
Stays	16	5	5			
Thread	16	4	5			
Trousers, Cord	112	10	0			
Umbrellas, Repairing.....		3	11			
Useful Presents to Patients	5	17	0			
Worsted	5	19	10			
Wages, Shoemakers	126	3	7			
„ Tailor.....	64	13	10			
				1,361	14	1
ATTENDANTS' UNIFORM.						
Males	214	4	9			
Females	104	3	9			
				318	8	6
Carried forward				18,057	12	6

PAYMENTS—(Continued).

	£ s. d.	£ s. d.
Brought forward		18,057 12 6
NECESSARIES.		
Bath Bricks.....	1 9 0	
Bees' Wax	34 6 0	
Blacking	2 5 6	
Black Lead	1 17 4	
Blue	8 8 0	
Boiler Solution	9 0 0	
Brushes	86 9 7	
Candles	2 16 0	
Clothes Hampers	4 10 0	
„ Wagons.....	9 15 0	
„ Pegs	4 0	
Coal, Cannel and Wigan, for Gas.....	614 9 8	
„ Best House	112 7 6	
„ Hard Cobbles	292 16 5	
„ Screened Nuts	1,051 6 5	
„ Smith's	1 13 0	
Cooperage	6 19 0	
Cutlery	22 16 3	
Earthenware	96 16 5	
Filters and Charges	14 7 11	
Glass Tumblers	7 16 0	
House Flannel	88 15 0	
Ironmongery	85 2 0	
Lime for Gas Works	34 16 1	
Mangle Requisites	6 2 6	
Matches	2 5 0	
Oils	25 9 3	
Potato Washing Machine	7 12 0	
Roller Locks	1 8 6	
Soaps	201 7 5	
Soda.....	23 17 6	
Spoons, Horn	9 15 0	
Starch	14 4 9	
Sugar Paper, Waste Paper, &c.	21 6 6	
Tapers	3 12 0	
Thermometers, Repairing.....	14 5 0	
Turpentine	28 6 0	
Weighbridge, Repairing	5 4 0	
Wheelbarrows.....	29 5 0	
Wages, Gas Stokers	101 11 0	
„ Laundresses	106 16 6	
„ Laundry Men	117 0 0	
„ Water Supply Man	51 19 7	
		3,362 9 7
SURGERY AND DISPENSARY.		
Disinfectants	22 7 6	
Drugs	288 18 0	
Instruments	11 8	
		311 17 2
Carried forward		21,731 19 3

PAYMENTS—(Continued).

	£.	s.	d.	£	s.	d.
Brought forward				21,731	19	3
FURNITURE AND BEDDING.						
American Leather	5	10	9			
Bagatelle Cloth	4	18	6			
Blind Cord	1	19	0			
Carpet	59	7	7			
„ Binding	3	10	0			
Chairs	12	15	9			
„ Repairing		13	0			
Check Muslin	1	14	6			
Chintz	1	0	0			
Clock	1	4	0			
Clocks, Winding and Repairing	20	0	0			
Curtains	2	7	2			
Diaper	17	6	1			
Dowls	73	1	11			
Flocks	5	12	0			
Glue	1	1	0			
Huckaback	28	8	9			
Mattress Twine	1	11	6			
Moulding, Floor	6	1	0			
Pictures, Framing	1	7	0			
Polish		10	0			
Sea Grass	5	8	9			
Sheeting, Forfar	132	2	4			
„ Macintosh	22	5	5			
„ Twilled Calico	106	0	4			
Table Clothing	5	15	0			
Tables	4	1	0			
Water and Air Cushions	1	12	8			
Wages, Upholsterer	54	12	2			
				581	17	2
MISCELLANEOUS.						
Advertising	29	13	6			
Allowance to Attendants for Special Services	25	0	0			
Amusements	63	3	10			
Attendants' Medals for Long Service	1	3	9			
Bird Cages, Repairing		15	6			
Bird Seed	15	13	0			
Boiler Insurance	7	13	0			
Books, Periodicals, &c.	45	9	0			
„ Binding	5	12	0			
„ Hymn and Prayer	13	5	6			
Broadfields Hospital, Expenses in connection with	7	15	8			
Carriage of Goods	14	3	7			
Church Furniture	7	15	8			
Carried forward	237	4	0	22,313	16	5

PAYMENTS—(Continued).

	£	s.	d.	£	s.	d.
Brought forward	237	4	0	22,313	16	5
Coloured Paper, &c., for Ward Decorations	5	8	5			
Consultation Fees	4	4	0			
Corks		4	8			
Escapes		13	4			
Flower Pots	4	10	0			
„ Seeds	10	4	4			
Grants to Patients	4	3	11			
Lawn Mowers, Repairing	4	7	6			
„ Scythes	1	2	0			
Letter Bag Fees	5	0	0			
Licences, Porters	1	10	0			
Maintenance of Parish Churchyard	5	0	0			
Marking Ink	3	13	0			
Minimum Thermometer		5	10			
Ornaments for Wards	1	11	9			
Postages and Telegrams	45	0	9			
Printing and Stationery	116	15	6			
„ Reports	64	1	6			
Rates and Taxes, Imperial	6	15	8			
„ „ Poor	443	14	10			
Snuff	1	15	10			
Spectacles	1	13	0			
Stamp on Financial Statement	20	0	0			
Sweets	2	7	10			
Tell Tale Clock Dials	2	0	6			
„ „ Repairing	1	13	6			
Tobacco	113	6	10			
„ Pipes	5	10	6			
Travelling Expenses	4	2	11			
Tuning Chapel Organ	3	3	0			
Vermin Killing	16	4	0			
Wire Netting	9	10	0			
Worcester Infirmary, Maintenance of one Patient under Treatment, and two Attendants attending him	20	0	6			
				1,166	19	5
Total				23,480	15	10



SITUATED AT POWICK.

Statement of the Receipts and Expenditure of the Visiting Committee of the above-named Pauper Lunatic Asylum during the Year ended the 31st March, 1900.

II.—Building and Repairs Fund Account.

III.—Farming and Gardening Account.

IV.—Statement of the Financial Condition of the Maintenance Account of the Asylum,
31st March, 1900.

30th April, 1900.

FRED. A. WHEELER,
Auditor.

JOHN G. HADLEY,
Clerk and Steward



*Statement showing the Receipts and Expenditure
ended 31st*

RECEIPTS.

Value of goods supplied to the Asylum during the year, viz. :—	£	s.	d.	£	s.	d.
1,783½ Gallons New Milk9d.	66	17	7			
17,079 „ Seconds ditto6d.	426	19	7			
199½ Pints Cream7d.	5	16	6			
3,714½ lbs. Butter.....1s. 2d.	216	13	7			
988½ doz. Eggs1s. 0d.	49	8	6			
201 Fowls2s. 3d.	22	12	3			
*19,095 lbs. Beef	464	16	9			
*5,419 lbs. Mutton	131	9	7			
*21,227 lbs. Pork	525	12	9			
360 lbs. Bacon6½d.	9	7	6			
2,500 Gallons Cider4d.	41	13	4			
†Vegetables and Fruits	562	19	3	2,524	7	2
Value of Goods sold, viz :—						
1,847 Pints New Milk1½d.	8	13	1			
93½ „ Cream.....7d.	2	14	5			
191 lbs. Butter1s. 2d	11	2	10			
38 Fowls2s. 3d.	4	5	6			
103 doz. Eggs1s. 0d.	5	3	0			
712 Bushels Wheat	122	12	0			
70 Lambs	118	4	0			
1 Horse	23	17	6			
2 Dead Cows	1	0	0			
315 lbs. Wool	9	3	0			
3 Cwt. Seed Potatoes.....	0	12	0			
Scrap Iron	1	8	0			
Compensation for damage to Fish Guano	2	0	0			
Hides, Skins, and Fat.....	44	0	10			
Rent of Cottages and Land	66	16	3			
1 Boar Pig	3	10	0			
Bull Service.....	1	2	6	426	4	11
Value Keep of Fat Stock				7	3	0
Hauling and other Horse Work for the Asylum				149	6	6
Stock, 31st March, 1900				4,002	2	7
FRED. A. WHEELER, AUDITOR.						
30th April, 1900.				7,109	4	2

* These are carried out at the same rate as the net cost of Live Stock bought in the market, viz :—Midsummer 6½d. lb., Michaelmas 5½d. lb. Christmas 5½d. lb. and Lady Day, 6d. lb.

† These are charged each quarter at the current wholesale Evesham market prices.

‡ In this Account no charge is made for the labour of Patients employed on the Farm, or that of the Ward Attendants engaged supervising them.

*in respect of the Farm and Garden for the year
March, 1900.*

EXPENDITURE.

	£	s.	d.	£	s.	d.
Value of Stock, 1st April, 1899.....				4,076	5	0
Sums paid during the year in respect of						
‡Labour				649	0	10
Provender:—						
Bran and Sharps	126	12	6			
Maize and Grains	75	19	3			
Linseed and Cotton Cake.....	238	9	0			
				441	0	9
Seeds and Manures:—						
Seeds	73	9	1			
Manures	125	14	1			
Fruit Trees.....	3	7	11			
				202	11	1
Stock, Live and Dead (bought):—						
Boar	3	10	0			
Bull.....	26	5	0			
Bullocks	259	13	6			
Chaff Cutters.....	25	0	0			
Poultry	2	0	6			
Ram	7	12	0			
Sheep	113	12	0			
Implements, Harness, &c.	61	9	11			
				499	2	11
Rates and Taxes:—						
Imperial	27	6	0			
Poor	52	1	0			
Tithe	64	11	6			
Licenses for Servants, &c.	4	5	0			
				148	3	6
Rent				592	19	4
Sundries:—						
Blacksmith	19	7	1			
Fire Insurance	9	15	6			
Ironmongery	11	7	0			
Repairing Harness	11	15	9			
„ Implements	41	11	7			
Steam Cultivating	17	10	0			
Veterinary Surgeon & Medicine	16	16	3			
Miscellaneous	47	4	6			
				175	7	8
Presumed Rent of Freehold				90	0	0
Wash and Grains from Asylum				40	0	0
Bones, estimated value for manure ...				7	0	0
Additional Help				30	0	0
Approximate value of allowances to						
3 Farm Servants (board, lodging,						
and washing)				65	0	0
Coal supplied for Farm purposes				30	0	0
				7,046	11	1
Balance in favour of Farm				62	13	1
				7,109	4	2

ACREAGE OF LAND.

	A.	R.	P.	A.	R.	P.
Freehold	85	1	24			
Of which sites of Buildings, Airing						
Courts, &c.	16	0	25			
				69	0	39
Rented	400	3	24			
Of which Sub-let	33	1	30			
				367	1	34
Net acreage under cultivation by Asylum.....	436	2	33			

SALARIES AND WAGES OF STAFF.

31st MARCH, 1900.

OFFICERS.	Per year.			
	£.	s.	d.	
Medical Officer & Superintendent	800	0	0	Furnished House, Coal, Gas, Garden Produce, and Washing.
First Assistant Medical Officer and Deputy Superintendent	200	0	0	Furnished Apartments, Board, Washing, and Attendance.
Second Assistant Medical Officer	160	0	0	
Third ditto	120	0	0	
Chaplain	250	0	0	Non-resident.
Ditto, Roman Catholic	52	10	0	
Clerk to Committee of Visitors	120	0	0	
Auditor	54	0	0	
Clerk and Steward	250	0	0	
Chief Engineer and Gatekeeper	110	0	0	Furnished House, Coal, Gas, Garden Produce, and Washing.
Chief Female Attendant	70	0	0	Furnished Apartments, Board, Washing, and Attendance.
Storekeeper	80	0	0	
Assistant Clerk	60	0	0	
Superintendent's Clerk	35	0	0	
Chief Male Attendant	75	0	0	Furnished Apartments, Board Washing, Uniform, & Attendance
Housekeeper	60	0	0	
Assistant Chief Female Attendant	42	0	0	
Farm Bailiff	80	0	0	
Farm Bailiff's Wife	25	0	0	Furnished House, Coal, Gas, and Garden Produce.

MALE ATTENDANTS AND SERVANTS.

One Male Attendant	45	0	0	Board, Lodging, Washing, and Uniform.
Nine ditto (each)	40	0	0	
One ditto	39	0	0	
One ditto	37	0	0	
Four ditto (each)	35	0	0	
One ditto	34	0	0	
Two ditto (each)	32	0	0	
Six ditto (each)	30	0	0	
Five ditto (each)	28	0	0	
Nine ditto (each)	26	0	0	
Four Night Attendants (each)	40	0	0	
One ditto	38	0	0	
One ditto	34	0	0	
One ditto	32	0	0	
One Painter Attendant (including £7 a year as Band Instructor)	53	16	0	
One Plumber Attendant	49	8	0	
One Whitewasher ditto	26	0	0	
One Tailor ditto	56	11	0	
One Carpenter ditto	52	0	0	
One Brewer and Store- keeper's Assistant	51	7	0	Non-resident.
One Upholsterer Attendant	45	0	0	
One Porter	40	0	0	
One ditto	39	0	0	
One Assistant Engineer	96	4	0	Non-resident.
One Gardener	67	12	0	

	Per year.			
	£.	s.	d.	
One Stoker	58	10	0	} Washing, Cottage, and Uniform. Working Clothing.
One ditto	62	8	0	
One Baker Attendant ...	59	16	0	} Board, Washing, and Working Clothing.
Two Laundry Men (each)	57	4	0	
One Under Gardener ...	28	0	0	} Board, Lodging, and Washing.
One Market Carter ...	26	0	0	
One Farm ditto	24	0	0	

The Married Male Attendants, under certain conditions, are allowed £6 a Year for Lodgings.

	Per Week.			
	£.	s.	d.	
One Carpenter	1	3	3	} Board, Lodging, and Washing.
One Painter	1	6	9	
One Carpenter	1	13	3	} Non-resident.
One Cowman		19	0	
One Excavator		19	0	
One Mason and Bricklayer	1	10	9	
One Water Supply Man ...	1	0	0	
One Shoemaker	1	7	0	
One ditto	1	4	0	
One Shepherd	1	0	0	
One Gas Stoker	1	1	0	} Cottage, Garden, and Coal.
One Plough Boy		5	0	
One Rough Carpenter ...	1	1	0	
One Farm Servant		16	0	} Cottage, Garden, and Coal.
One ditto		15	0	
Two ditto (each)		14	0	
One Gas Stoker	1	4	0	
One Butcher		18	0	Board and Washing.
One Night Watchman ...	1	3	0	Uniform, Non-resident.

FEMALE ATTENDANTS AND SERVANTS.

	Per Year.			
	£.	s.	d.	
One Female Attendant ...	32	0	0	} Board, Lodging, Washing, and Uniform.
Nine ditto (each)	26	0	0	
One ditto	24	0	0	
Eleven ditto (each) ...	22	0	0	
Four ditto (each)	20	0	0	
Thirteen ditto (each) ...	18	0	0	
Eleven ditto (each) ...	16	0	0	
One Night Attendant ...	30	0	0	
Two ditto (each)	26	0	0	
One ditto	24	0	0	
Four ditto (each)	22	0	0	
One ditto	20	0	0	
One Cook	35	0	0	
One ditto	28	0	0	
Two Kitchen Maids (each)	20	0	0	
One ditto	18	0	0	
One ditto	16	0	0	
One ditto	12	0	0	
One Dressmaker Attendant	22	0	0	
One Housemaid	22	0	0	
One ditto	19	0	0	
One Laundress	25	0	0	
One Laundry Maid	20	0	0	
One ditto	16	0	0	
Two ditto (each)	12	0	0	

£5. 6s. 6d. per annum can in course of time be obtained by Attendants for good conduct and special attention to duty.

Annual Statement showing the number of Lunatics and Idiots chargeable to the several Unions in the County and City of Worcester, whether confined in Asylums or otherwise, on 1st January, 1900.

No.	UNIONS.	In County Asylum.		In other Asylums.		In Work-house.		With Friends.		Totals.		
		Males.	Females.	Males.	Females.	Males.	Females.	Males.	Females.	Males.	Females.	Total.
1	Alcester	13	11	1	...	1	13	13	26
2	Bromsgrove	39	49	9	1	2	6	50	56	106
3	Bromyard
4	Cleobury Mortimer	1	4	2	1	3	5	8
5	Droitwich	26	47	3	2	29	49	78
6	Dudley	59	65	18	34	17	22	94	121	215
7	Evesham	11	23	2	13	23	36
8	Kidderminster	68	62	6	8	...	1	74	71	145
9	King's Norton	29	43	2	6	...	1	31	50	81
10	Ledbury	2	2	2	2	4
11	Martley	21	39	2	2	3	2	26	43	69
12	Newent	1	1	...	1
13	Pershore	18	19	1	5	1	5	20	29	49
14	Shipston-on-Stour	4	8	2	1	...	1	6	10	16
15	Solihull	11	17	...	1	11	18	29
16	Stourbridge	66	68	10	15	5	15	81	98	179
17	Stow-on-the-Wold	1	1	1
18	Stratford-on-Avon	1	1	1
19	Tenbury	6	9	1	1	2	...	9	10	19
20	Tewkesbury	4	2	4	2	6
21	Upton-on-Severn	30	35	2	6	...	3	32	44	76
22	West Bromwich	23	28	6	10	5	2	34	40	74
23	Worcester	58	72	7	16	5	4	70	92	162
24	„ County of	2	2	...	2
Totals.....		492	605	...	1	73	109	40	63	605	778	1,383
Totals last year		479	592	80	113	38	67	597	772	1,369

*Number of Patients Chargeable to each Union on the
31st March, 1900.*

Unions, &c.	Males.	Females.	Total.
Alcester	1	11	24
Bromsgrove.....	39	48	87
Cleobury Mortimer	1	4	5
Droitwich	25	45	70
Dudley	56	65	121
Evesham	12	23	35
Kidderminster	68	60	128
King's Norton.....	34	43	77
Ledbury	1	2	3
Martley	22	40	62
Newent	2	...	2
Pershore	20	21	41
Shipston-on-Stour	4	8	12
Solihull	11	18	29
Stoarbridge.....	63	69	132
Stow-on-the-Wold	1	1
Stratford-on-Avon	1	1
Tenbury	4	9	13
Tewkesbury.....	4	2	6
Upton-on-Severn	28	33	61
West Bromwich	25	30	55
Worcester	56	70	126
„ County of	2	...	2
	490	603	1,093
Criminal Patients	1	1	2
Private „	16	28	44
Totals	507	632	1,139

*Contract Prices for the several Articles of Consumption for the
year ending 31st March, 1900.*

ARTICLES.	Midsummer Quarter, 1899.	Michaelmas Quarter, 1899.	Christmas Quarter, 1899.	Lady-day Quarter, 1900.	Average for the Year 1899- 1900.	Average for the Year 1898- 1899.
	s. d.	s. d.	s. d.	s. d.	s. d.	s. d.
Bran, per cwt.	4 9	4 7 $\frac{1}{2}$	5 0	5 1 $\frac{1}{2}$	4 10 $\frac{1}{2}$	4 3 $\frac{3}{4}$
†Bacon, per lb.	6 $\frac{1}{4}$...	6 $\frac{1}{4}$	6 $\frac{1}{4}$	6 $\frac{1}{4}$
*Bath Bricks, per hundred	4 6	4 6	5 6
*Black Lead, per lb.	2 2	2 2	2 2
*Blacking, per gross	2 2	2 2	2 2
*Blue, per lb.	9 9	9 9	9 9
*Candles (Dips), per 12 lbs.	3 0	3 0	3 1
†Cheese, per cwt.	51 4	...	58 0	54 8	44 6
*Chicory, "	32 0	32 0	30 0
Coal (Hard Cobbles), per ton ...	16 0	16 6	17 1	18 0	16 10 $\frac{3}{4}$	14 9
" (Wigan Gas), per ton	19 9	20 9	21 0	21 6	20 9	18 6 $\frac{3}{4}$
" (Cannel), per ton	23 0	24 0	24 6	25 6	24 3	22 3 $\frac{1}{2}$
" (Engine Nuts), per ton	14 2	14 7	15 6	16 11	15 3 $\frac{1}{2}$	12 10 $\frac{1}{2}$
" (Best House), per ton	18 0	18 6	20 0	23 0	19 10 $\frac{3}{4}$	18 2 $\frac{1}{2}$
†Coffee, Roasted, per cwt.	91 0	...	79 4	85 2	96 6
†Currants, per cwt.	19 0	...	19 0	19 0	24 0
Flour (Seconds), per 224 lbs.	16 3	16 0	15 9	16 0	16 0	22 6 $\frac{3}{4}$
Ditto (Thirds), ditto	15 9	14 9	15 0	14 9	15 0 $\frac{3}{4}$	21 9 $\frac{3}{4}$
†Malt, per 42 lbs.	5 0	5 0	4 9
*Mustard, per lb.	7 $\frac{3}{4}$	7 $\frac{3}{4}$	7 $\frac{3}{4}$
*Oatmeal, per cwt.	14 0	14 0	16 0
*Pepper (whole), per lb.	6 $\frac{1}{2}$	6 $\frac{1}{2}$	5 $\frac{1}{2}$
*Pearl Barley, per cwt.	11 3	11 3	13 6
*Rice, per cwt.	13 0	13 0	13 0
*Salt, per ton	27 6	27 6	27 6
*Soda, per cwt.	3 3	3 3	3 0
*Split Peas, per cwt.	9 9	9 9	9 9
*Starch (Common), per cwt.	23 6	23 6	24 0
*Ditto (Glenfield), per cwt.	47 0	47 0	47 0
Sharps, per cwt.	5 0	5 1 $\frac{1}{2}$	5	5 6	5 4 $\frac{1}{8}$	5 3
*Sugar (Lump), per cwt.	15 6	15 6	14 6
†Ditto (Raw), per cwt.	14 6	...	16 3	15 4 $\frac{1}{2}$	14 1 $\frac{1}{2}$
†Snuff, per lb.	3 10	...	4 6	4 2	3 11
†Tobacco, per lb.	3 6	...	3 6	3 6	3 7 $\frac{1}{2}$
†Tea, per lb.	1 1	...	1 1	1 1	1 1
*Vinegar, per gallon	7 $\frac{3}{8}$	7 $\frac{3}{8}$	7 $\frac{3}{8}$

Those marked * are Contracted for by the year.
 " † " " half year.
 The remainder " " quarter.

*Conditions under which Private Patients are admitted into
the Asylum.*

I. The charge for Patients coming from, or having a settlement in, some Union in the County or City of Worcester is 15s. a week, payable quarterly in advance.

II. The charge for maintenance covers all ordinary expenses, but in cases of prolonged bodily disease an additional weekly charge may be made to cover the cost of special medicines and stimulants.

III. In the event of the death or discharge of any Private Patient before the maintenance moneys, paid in advance, have been exhausted by effluxion of time, the balance will be refunded to the person who made the last payment in respect of such patient.

IV. The Patients may wear their own clothes, but will have the same accommodation in all respects as the other Patients.

V. Application for the admission of a Patient on the private class must be made in the first instance to the Medical Officer at the Asylum, who will supply all the various blank forms for the order and medical certificates.

VI. The excess charge made for Private Patients beyond the ordinary pauper weekly rate of maintenance is carried to the credit of the Repairs Account.

ATTENDANTS' DIETARY SCALE.

	DAILY.					WEEKLY.				
	Bread.	Cooked Meat (free from bone).	Beer.	Milk.	Vegetables (varied in season.)	Tea.	Lump Sugar.	Fresh Butter.	Bacon	Cheese.
MALES	1 lb.	8 ozs.	2½ pts.	½ pt.	1 lb.	3 ozs.	12 ozs.	8 ozs.	16 ozs.	8 ozs.
FEMALES	1 lb.	6 ozs.	1½ pts.	½ pt.	1 lb.	3 ozs.	12 ozs.	8 ozs.	8 ozs.	8 ozs.

Puddings or Tarts are given twice weekly.

If preferred 6 ozs. Coffee is given in lieu of Tea.

When necessary 12 ozs. Salt Butter is issued instead of 8 ozs. Fresh.

PATIENTS' GENERAL DIETARY SCALE.

	BREAKFAST, 7 A.M.		DINNER, 12.30 P.M.		TEA, 6 P.M.	
	Males.	Females.	Males.	Females.	Males.	Females.
SUNDAY	1 pint coffee, 6 oz. bread, $\frac{1}{2}$ oz. butter.	1 pint coffee, 6 oz. bread, $\frac{1}{2}$ oz. butter.	5 oz. fresh roast meat, cooked without bone; 12 oz. potatoes, or other vegetables; 4 oz. bread.	4 oz. fresh roast meat, cooked without bone; 12 oz. potatoes, or other vegetables; 3 oz. bread.	1 pint tea, 6 oz. bread, $\frac{1}{2}$ oz. butter.	1 pint tea, 6 oz. bread, $\frac{1}{2}$ oz. butter.
MONDAY	" "	" "	<i>Stew, 1½ pints, composed of to the pint:—</i> 4 oz. fresh meat; 12 oz. potatoes; 2 oz. carrots; 1 oz. onions, herbs; 1 oz. onions, herbs; or, 5 oz. tinned meat, served cold; 12 oz. potatoes; 4 oz. bread.	<i>Stew, 1 pint, composed of:—</i> 4 oz. fresh meat; 12 oz. potatoes; 2 oz. carrots; 1 oz. onions, herbs; or, 4 oz. tinned meat, served cold; 12 oz. potatoes; 3 oz. bread.	" "	" "
TUESDAY	" "	" "	16 oz. fish, cleaned and uncooked; or, 5 oz. meat, cooked, without bone; 12 oz. potatoes, or other vegetables; 4 oz. bread.	16 oz. fish, cleaned and uncooked; or, 4 oz. meat, cooked without bone; 12 oz. potatoes, or other vegetables; 3 oz. bread.	" "	" "
WEDNESDAY	" "	" "	5 oz. tinned meat; 8 oz. suet pudding; 4 oz. bread.	4 oz. tinned meat, 6 oz. suet pudding; 3 oz. bread.	" "	" "
THURSDAY	" "	" "	<i>Pie, 16 oz., composed of:—</i> 5 oz. fresh meat; 4 oz. flour, for crust; $\frac{1}{2}$ oz. lard or dripping; 12 oz. potatoes; $\frac{1}{2}$ oz. onions, herbs.	<i>Pie, 12 oz., composed of to the 1 lb.:—</i> 5 oz. fresh meat; 4 oz. flour, for crust; $\frac{1}{2}$ oz. lard or dripping; 12 oz. potatoes; $\frac{1}{2}$ oz. onions, herbs.	" "	" "
FRIDAY	" "	" "	5 oz. boiled or roast pork, cooked without bone; 12 oz. potatoes, or other vegetables; 4 oz. bread.	4 oz. boiled or roast pork, cooked without bone; 12 oz. potatoes, or other vegetables; 3 oz. bread.	" "	" "
SATURDAY	" "	" "	<i>Soup, 1½ pints, composed of to the pint:—</i> 2 oz. fresh meat, or bacon scraps, &c.; meat liquor; 3½ oz. split peas; 2 oz. potatoes; 1 oz. carrots; $\frac{1}{2}$ oz. leeks or onions, herbs; 6 oz. bread; or, 4 oz. meat, cooked without bone; 8 oz. potatoes or other vegetables; 1 oz. cheese; 6 oz. bread.	<i>Soup, 1 pint, composed of:—</i> 2 oz. fresh meat, or bacon scraps, &c.; meat liquor; 3½ oz. split peas; 2 oz. potatoes; 1 oz. carrots; $\frac{1}{2}$ oz. leeks or onions, herbs; 5 oz. bread; or, 4 oz. meat, cooked without bone; 8 oz. potatoes or other vegetables, 1 oz. cheese; 3 oz. bread.	" "	" "

BREAKFAST.—To make one gallon of coffee— $\frac{1}{2}$ oz. coffee, $\frac{1}{2}$ oz. chicory, 4 oz. sugar, 12 oz. milk. Potatoes are weighed when peeled and uncooked. Some Patients are allowed half-a-pint of beer with their dinner. On Wednesday the suet pudding is served with treacle or sugar, rhubarb or fresh fruits being added when in season. Salad is given largely when in season. Pickled cabbage occasionally.

TEA. To make one gallon of tea—1 oz. tea, 4 oz. sugar, 12 oz. milk. Any of the weakly, or aged patients who require it, are allowed 2 oz. bread and $\frac{1}{2}$ pint broth at 9.30 a.m.; the broth being composed of—for the pint—1 pint meat liquor, 2 oz. barley, $\frac{1}{2}$ oz. oatmeal, herbs. The Diet of the Patients resident in the Wards of the Annexe is varied in the following particulars:—Bread and milk is largely given for Breakfast, and some cheese for Dinner. The amount of meat and bread is somewhat smaller.

*Chief Male Attendant's Return of Male Patients Employed
during the Year ending 31st December, 1899.*

How Employed.	No. of Days.
Rug Makers	524
Tailors	2,146
Shoemakers	938
Carpenters	1,952
Upholsterers and Hair Pickers	2,943
Assisting Engineer, Smith, Stoker, and Gas Maker ...	3,218
„ Painter, Glazier, Whitewasher, & Plumber	2,935
„ Mason and Bricklayer	321
„ Storekeeper, Baker, Brewer, and Butcher ...	2,221
„ Clerks	1,412
„ Attendants	43,126
„ on Farms and Garden	35,490
Total number of week-days	97,226
Daily Average Number of Patients Employed	313
Employed 62·6 per cent. of the average number of Male Patients resident throughout the year.	

*Chief Female Attendant's Return of Female Patients
Employed during the Year ending 31st December, 1899.*

How Employed.	No. of Days.
In Sewing	60,767
In Netting and Knitting	1,724
In Laundry	18,420
Assisting Attendants	34,948
„ in Kitchens	9,963
„ Housemaids	623
„ in Gardens	102
„ at Farm	612
„ as Hair Pickers	3,360
Total number of week-days	130,519
Daily Average Number of Patients Employed	421
Employed 66·0 per cent. of the average number of Female Patients resident throughout the year.	