

Reports and accounts for 1870 : printed by order of the Court of Quarter Sessions (Asylum opened March 16th, 1859) / Pauper Lunatic Asylum for the County of Northumberland.

Contributors

Northumberland County Asylum (Cottingwood, England)

Baker Cresswell, A. J.

Wilson, Richard.

Campbell, W. G.

Nairne, Robert.

Publication/Creation

Alnwick : printed by John Davison, [1871]

Persistent URL

<https://wellcomecollection.org/works/jh8ewvuv>

License and attribution

This work has been identified as being free of known restrictions under copyright law, including all related and neighbouring rights and is being made available under the Creative Commons, Public Domain Mark.

You can copy, modify, distribute and perform the work, even for commercial purposes, without asking permission.



Wellcome Collection
183 Euston Road
London NW1 2BE UK
T +44 (0)20 7611 8722
E library@wellcomecollection.org
<https://wellcomecollection.org>


PAUPER LUNATIC ASYLUM

FOR THE

COUNTY OF NORTHUMBERLAND.

REPORTS AND ACCOUNTS

FOR 1870.



PRINTED BY ORDER OF THE COURT OF QUARTER SESSIONS.


(ASYLUM OPENED MARCH 16TH, 1859.)

ALNWICK:

PRINTED BY JOHN DAVISON, PANT, CORN MARKET.

CONTENTS.

County of
Northumberland.



1867.

At the General Quarter Sessions of the Peace of our Lady the Queen, held at Morpeth, in and for the said County, on the Tenth day of April, in the Thirtieth Year of the Reign of our Sovereign Lady Victoria, by the Grace of God, of the United Kingdom of Great Britain and Ireland, Queen, Defender of the Faith, before Her Majesty's Justices of the Peace assigned to keep the Peace in the said County.

PAUPER LUNATIC ASYLUM---ANNUAL REPORTS AND ACCOUNTS.

Ordered, that these Reports and Accounts be from time to time printed in Quarto, and distributed as follows, namely :—One Copy to the Custos Rotulorum, One Copy to each Acting Justice, to each Highway Constable, to each Board of Guardians, and to the Minister of every Parish within the County, with a request that he will deposit the same in the Vestry for the perusal of the Ratepayers.

By the Court,

DICKSON..

The Committee of Visitors,
FOR 1870.

1. ADDISON JOHN BAKER CRESSWELL, Esq., CHAIRMAN.
2. RALPH CARR, Esq.
3. THOMAS ANDERSON, Esq.
4. SIR MATTHEW WHITE RIDLEY, BART.
5. JOHN ERRINGTON, Esq.
6. GEORGE BURDON, Esq.
7. JAMES HENRY HOLLIS ATKINSON, Esq.
8. SIR WALTER CALVERLY TREVELYAN, BART.
9. CHARLES WILLIAM ORDE, Esq.
10. JOHN COOKSON, Esq.
11. THE REV. CHARLES THOMAS WHITLEY.
12. JOSEPH YOUNG, Esq.
13. THE REV. EDWARD LAWSON.
14. JOHN PHILIP MITFORD, Esq.
15. JOHN CRASTER, Esq.
16. SIR ARTHUR EDWARD MONCK, BART.
17. THOMAS CLUTTERBUCK, Esq.
18. CADOGAN HODGSON-CADOGAN, Esq.

REPORT OF THE VISITORS TO THE QUARTER SESSIONS.

NORTHUMBERLAND.

To Her Majesty's Justices of the Peace for the County of Northumberland, in Quarter Sessions assembled, on the 4th January, 1871.

16 & 17 Vic.,
c. 97, sec. 62.

IN pursuance of the Statute, the Committee of Visitors of the Pauper Lunatic Asylum of this County have to make this their Annual Report to the Bench.

Your Committee have to state that the House and Grounds and the whole of the Asylum premises are in a satisfactory condition, and are at present more than sufficient for the requirements of the County.

There are 101 Patients in the Asylum belonging to other Counties : but they are subject to be removed if the wants of the County require it. Each of these Patients is charged an extra sum, beyond the ordinary charge, of 4s. 8d. per week, which amounts to £23, 11s. 4d. per week, or £1225, 9s. 4d. per annum ; but this sum varies of course with the number of these foreign Patients.

The management during the past year has been to the entire satisfaction of your Committee, as well as the conduct of the Officers and Servants, and the Patients have been well attended to.

The Assistant Surgeon, Mr. Greene, having been appointed Assistant Surgeon of the Hayward's Heath Asylum, Sussex, he left the Institution of this County on the 19th day of October last. During the short time he acted at this Asylum, he gave to your Committee great satisfaction for the steadiness of his conduct and his attention to the Patients.

He has been succeeded by Mr. John Merson, who entered on his duties on the 1st day of November last, and so far as your Committee are able to judge, he is likely to prove an excellent Officer.

Mr. John Kent, the late Steward, departed this life on the 26th day of August last, after a long and serious illness, and after a service of nine years. He was assisted in his Office by Mr. Stonehouse, who has given the Committee much satisfaction.

Mr. Clark was Clerk in the Gaol, and an old Officer of the County, and your Committee thought fit to appoint him to succeed Mr. Kent. He entered upon his duties on the 15th day of October last.

Owing to the number of Patients, the services of both Mr. Clark and Mr. Stonehouse are necessary, and the Committee are glad to say that they act together to the satisfaction of your Committee.

In consequence of the long services of Mr. Wilson, the Superintendent, and the extra duties thrown upon him by the increase of Patients, your Committee have added £50 to his Salary, making his whole Salary £450.

The numbers in the Asylum on the 17th December, 1869, were 199 Males and 187 Females, total 386; and on this the 19th December, 1870, the numbers are 207 Males and 195 Females, total 402.

By the additions made to the Asylum, it is sufficient to accommodate 215 Males and 215 Females, in all 430.

The cost of maintenance has been continued this year at the previous rate of 9s. 4d. per head per week.

On the 25th of February last, two of the Commissioners in Lunacy visited the Asylum, and made some suggestions which your Committee have carried out as far as possible. The Commissioners conclude their Report in the following words:—"We are glad again to be able to report very favourably of the general condition and management of this Asylum, throughout which we observe indications of kind and careful treatment."

During the year Four Committees of Boards of Guardians with their Medical Officers have visited the Asylum, and left very favourable reports in the Visitors' Book.

Your Committee, in concluding their Report, have to mention that not less than 7 Members of the Bench must be elected Visitors for the ensuing year, at the next Quarter Sessions; and, as the present Committee may be re-elected, a list of their names is annexed.


A. J. BAKER CRESSWELL,

Chairman.

ASYLUM, 19th December, 1870.

CONFIRMATION OF COMMITTEE'S REPORT.

County of
Northumberland.



1871.

At the General Quarter Sessions of the Peace of our Lady the Queen, held at the Moot Hall, in and for the said County, on the Fourth day of January, in the Thirty-fourth Year of the Reign of our Sovereign Lady Victoria, by the Grace of God, of the United Kingdom of Great Britain and Ireland, Queen, Defender of the Faith before Her Majesty's Justices of the Peace assigned to keep the Peace in the said County, and also to hear and determine divers Felonies, Trespasses, and other Misdemeanors done and committed therein.

PAUPER LUNATIC ASYLUM, (Annual Report and Election of Visitors.)

The Visitors of the Pauper Lunatic Asylum for this County having presented their Annual Report, according to the Statute (16 and 17 Vict., cap. 97, sec. 62), which was read and considered; Ordered that the same be and it is hereby approved of, and that it be entered upon the Records of this Court immediately after this Order; and it is further Ordered, pursuant to the Statute (16 and 17 Vict., cap. 97, sec. 22,) that the following Justices of the Peace be and they are hereby appointed Visitors of this Asylum for the ensuing year, namely:—

1. ADDISON JOHN BAKER CRESSWELL, Esquire.
2. RALPH CARR, Esquire.
3. THOMAS ANDERSON, Esquire.
4. SIR MATTHEW WHITE RIDLEY, BARONET.
5. JOHN ERRINGTON, Esquire.
6. GEORGE BURDON, Esquire.
7. JAMES HENRY HOLLIS ATKINSON, Esquire.
8. SIR WALTER CALVERLY TREVELYAN, BARONET.
9. CHARLES WILLIAM ORDE, Esquire.
10. JOHN COOKSON, Esquire.
11. THE REVEREND CHARLES THOMAS WHITLEY.
12. JOSEPH YOUNG, Esquire.
13. THE REVEREND EDWARD LAWSON.
14. JOHN PHILIP OSBALDISTON-MITFORD, Esquire.
15. JOHN CRASTER, Esquire.
16. SIR ARTHUR EDWARD MONCK, BARONET.
17. THOMAS CLUTTERBUCK, Esquire.
18. CADOGAN, HODGSON-CADOGAN, Esquire.

By the Court,

DICKSON.

SUPERINTENDENT'S ANNUAL REPORT.

NORTHUMBERLAND COUNTY ASYLUM,

COTTINGWOOD, MORPETH, *January 18th, 1871.*

GENTLEMEN,

I beg respectfully to submit to you my Annual Report of this Asylum for the year 1870. A new series of Statistical Tables is appended, in accordance with a wish expressed by the Commissioners in Lunacy, in their Report for the year 1868. In this they say, that "a compilation of facts on Insanity registered according to this series of Tables, in all institutions for the treatment of Insanity in this Country, would be of the greatest utility in statistical comparison, and supply the chief requisites for a scientific application of the results of medical statistics. We trust, therefore, that the Visitors and Superintendents of all such establishments may as early as practicable introduce therein this system of Medical Registration."

The number of Patients remaining in the Asylum on the First of January, 1870, was 376, namely 193 men and 183 women. The admissions amounted to 131,—71 men and 60 women,—making a total of 507 under care during the year.

The following changes have occurred:—71 Patients, namely, 42 men and 29 women have been discharged recovered; 3 have been discharged relieved, (2 men for removal to another County Asylum, and 1 woman at the request of her friends), and 42 have died, leaving in the Asylum on the First of January, 1871, 391, viz: 202 men and 189 women.

The daily average number of Patients during the year was 383,—195 men and 188 women. The highest number resident at any one time in the House was 400.

I again append, as in my last Report, a Table of the number of Patients at the close of the year, arranged under their respective Unions, with the numbers deemed curable belonging to each.

	Total Numbers.			Of whom Curable.		
	Men.	Women.	Total.	Men.	Women.	Total.
Alnwick Union	22	16	38	6	6	12
Belford do.	1	4	5	...	2	2
Bellingham do.	7	7	14	2	3	5
Berwick do.	13	15	28	3	4	7
Castle Ward do.	6	12	18	2	3	5
County of Northumberland	14	7	21	2	1	3
Glendale Union	8	8	16	1	1	2
Haltwhistle do.	1	3	4	...	1	1
Hexham do.	23	18	41	6	5	11
Morpeth do.	10	20	30	5	7	12
Newcastle (Part of)	1	...	1
Rothbury Union	8	5	13	3	3	6
Tynemouth do.	56	33	89	12	12	24
Yorkshire West Riding	1	...	1	1	...	1
Sunderland Union	1	...	1	1	...	1
West Derby do.	5	5	...	5	5
St. Leonard's, Shoreditch Union	15	23	38
Liverpool Union	5	7	12	1	6	7
Manchester do.	4	5	9	2	2	4
North Bierley do.	2	...	2	2	...	2
County of Lancaster	2	1	3	1	1	2
Newport Union	1	...	1
Bradford do.	1	...	1
TOTAL	202	189	391	50	62	112

From the foregoing Table it will be perceived that we still continue to admit many Patients from Unions foreign to this County, which accounts in a great measure for the gradual increase in our numbers, as the admissions from our own County do not show any increase of Insanity, being about the average of the last few years, while the number of Patients at the end of the year is even eight less than at the close of the previous year. Seventeen of the number also were re-admissions, consisting of twelve men and five women.

The admissions were of an ordinary character with nothing worthy of special remark. Several were recorded as being in a very weak state of health, 16 were found on examination to be labouring under General Paralysis, 11 were subject to Epilepsy, and 37 were stated to be disposed to suicide.

The recoveries amounted to the large number of 71, (against 42 the previous year), in some measure owing to recent cases we received from Liverpool and Manchester; the journey and entire change of air and scene, no doubt contributing to their speedy recovery. The per-centage of cures on the admissions was 54·2, and on the numbers under treatment 14.

As regards the deaths, they were somewhat below the average. Among the number of females were two of our oldest and most valued Patients whose loss was greatly deplored. I am thankful to say that no case of suicide, or death from any accidental source, occurred to disturb the general well-being of the Asylum, nor was it deemed necessary by the Coroner in any case to hold an inquest. It is also satisfactory to state that the health of the Patients throughout the year has been on the whole good, and we have not been visited with any disease of an epidemic character. The chief causes of death were as usual General Paralysis in the males, and Pulmonary Consumption among the females.

The per-centage of deaths on the numbers under treatment was 8·28.

For matters of detail connected with the admissions, discharges, and deaths, I would beg to refer you to the new Tables added to this Report.

With respect to employment, the quantity of Land under cultivation and the Gardens and Airing-courts, have furnished full occupation for a large number of the men, whilst others have been frequently induced to make themselves useful in the different Workshops, or in assisting generally in their Wards. The women have been industriously employed in both the Wards, the Workroom, and Laundry, and many of them were able, as heretofore, to assist in the harvest. A new Croquet Ground, with Summer-house, has been laid out on a piece of waste ground near the Chapel, and another Summer-house has also been erected in No. 2 Airing-court, female. The walks of the corresponding Airing-court on the male side have been laid down with asphalt, a good means of utilising the gas-tar, and a very great improvement, which, in time it is purposed to extend to all the Airing-courts in both divisions.

The recreation of the Patients has been attended to much as in former years. Quoits, Bowls, and games of Cricket and Croquet are heartily entered into, during the summer, almost every evening, with a weekly Dance in the open air whenever the weather has permitted. A Pic-nic was also made, as usual to the sea-side, and thoroughly enjoyed by those allowed to take part in it. During the winter there has been the Dance every Wednesday evening and occasional Theatrical Entertainments, and Exhibitions of the Magic Lantern have helped to vary the programme.

The Services of the Church have continued as usual, and the Holy Communion is administered three times a year. The Chapel is well filled every Sunday, and, apart from the Religious Service itself, the attendance on Divine Worship is, I consider, a great help to treatment, by inducing a more quiet and orderly demeanour. The singing, I am happy to say, is now improving, and I trust, under the management of Mr. Clarke, the Steward, that we shall soon possess an efficient choir. The want of a more powerful Harmonium is however much felt.

Among alterations and improvements during the year, I may state that a new Boiler-house has been erected near the Kitchen, for the supply of steam to the Kitchen range. A new Bake-house has also been built, adjoining the former one, the one oven having become much too small for our present requirements. Many additional articles of Furniture, made in the Asylum, consisting of Sofas, Settees, and Book-cases, together with a number of Pictures, have been added to the Wards, which each year present a more comfortable and furnished appearance.

I am sorry to say that the plans of the new Infirmaries, agreed to by the Committee, are still in abeyance, further modifications in their detail being required by the Commissioners in Lunacy. I need hardly dilate upon the desirability of their erection as early as practicable, from the importance to the sick themselves of quiet and undisturbed treatment by removal from the turmoil and bustle of a general Ward, and the benefit which would more particularly be derived from isolation in case of any infectious or contagious disease. The new Sorting-rooms are likewise much needed, as the Laundry is sadly overcrowded and deficient in every respect for our present numbers. The Wash-house is also very cold and wet, and deleterious to the health of those patients working therein, and I would suggest to the Committee the propriety of introducing two Gill-stoves. Those now in use in the Bath-rooms could be used for that purpose, and open Fire-places substituted in their stead, for which there is every facility. I hope in time, however, to see the introduction of steam into the Wash-house, to replace much of the manual labour.

The Commissioners in Lunacy visited the Asylum in February last, and left the following Report:—

“NORTHUMBERLAND COUNTY ASYLUM,

25th February, 1870.

“Nearly twelve months have elapsed since the visit of our Colleagues, in the course of which the following changes have taken place among the Patients:—

	Males.	Females.	Total.
Admitted , , , ,	77	70	147
Discharged or removed , ,	23	14	37
Died , , , ,	18	18	36

“Of the Patients discharged 34 were reported as recovered.

“The registered causes of death show a large proportion attributable to General Paralysis; and inquests were held in two cases. In one of these the Patient committed suicide by hanging, but the Jury did not think that the Attendants had been negligent, and made no recommendations. The matter, however, formed the subject of a correspondence between our Board and the Committee of Visitors, and some of the recommendations made by the former are still under consideration. It was suggested that a Sleeping Ward should be specially set apart for Suicidal, Epileptic, and recent cases, where an Attendant should remain on duty during the night, and this arrangement is the only one by which the risk of accidents can really be prevented. In the meantime and until some decision is come to, openings have been made over the Dormitory doors, and the gas-burners have been so placed that a certain amount of light is cast into the rooms, which previously were in total darkness. It is essential, however, that the Attendants should have the means of entering the Dormitories adjacent to their rooms without any delay, we therefore recommend that glazed doors be substituted for the small openings now existing. We are further of opinion that Tell-tale Clocks should be adopted to ensure as far as possible the due fulfilment of the Night-Attendants' duties.

“Whilst visiting the various departments to-day, the following changes and improvements were pointed out to us.

"A new Boiler-house has been added to the Laundry Offices, whereby increased space has been obtained in the Wash-house. The Bake-house has been enlarged and a new oven fixed. A Bath-room has been formed in No. 3 Wards of each division, and Sculleries have been added to Wards No. 2.

"There have been additions to the Furniture in the way of Wash-stands and Book-cases, and easy backed Seats have been added to those already in use, and more are being made. The furnishing of the Wards generally struck us as very good, and they all presented a comfortable and home-like appearance. We found them very clean, and well warmed and ventilated. The bedding in every department was good and abundant.

"We have seen and examined every Patient in the house. The numbers are now 191 of the male, and 189 of the female sex, but one of each sex is away on trial. The actual accommodation is for 430, so that with the present numbers there would be room for 50 additional Patients. At the end of the past year, the Asylum contained 300 Patients belonging to the County, and 76 from Berwick and other places not in Union. Of these last as many as 39 are chargeable to the Parish of St Leonard's, Shoreditch, London, and there are others from Manchester, Liverpool, South Shields, and the West Riding of York.

"The weekly charge for County Patients is 9s. 4d., the rest pay 14s. 0d.

"We have a very good Report to give of the clothing, cleanliness, and personal demeanour of all the Patients except those who inhabit No. 3 on the female side. Here there was much noise and disorderly conduct, and the dresses of several of the inmates were not good nor tidy. Two women in a state of Mania were in bed and locked in their rooms. We attribute the unsatisfactory condition of this Ward to two causes: (1.) The congregation of too large a number of excited cases; (2.) The want of a sufficient number of Nurses, there being at present only three for 47 Patients.

"The party of 70 assembled together in the Dining-hall on the female side to-day were most orderly, and we thought their dinner excellent. About the same number of men dine together in the opposite division. The dietary is unchanged.

"We found 50 women in the Needle-room, and there were 29 at work in the Kitchen and Laundry. The latter department has been somewhat enlarged, and we hear that further improvements are contemplated.

"On the Garden and Farm 32 men are said to be regularly employed, and a similar number are engaged in the Workshops and Domestic Offices. The total numbers returned to us as usefully employed are 110 men and 126 women.

"Prayers are read as usual on week days, and there are the same Sunday Services at which about 192 Patients are usually present. The daily attendance averages about 122. The weekly associated amusements are continued, and are well attended and much enjoyed, but the accommodation for these entertainments is very limited. Bagatelle boards are still needed for the men.

"We must again express a hope that the question of providing suitable Infirmarys for the sick and feeble will be considered by the Committee. The erection of proper Wards, with all needful appliances for the purpose, will not only prove most advantageous to the Patients who use them, but will afford better means for classification.

"Another addition greatly needed is a Sorting and Store-room in connection with the Laundry, for which a building similar to the Tailor's Shop on the male side would be suitable. Such an addition would also afford an opportunity of making a stair-case, now greatly needed as affording a means of escape in the event of a fire breaking out.

"We have examined the Registers and find that last week 5 men and 9 women were under Medical treatment; and since the last visit in March, 1869, 17 Patients of each sex have been secluded for periods varying from one to nine hours. The males on 111, and the females on 67 occasions. Amongst the men the seclusion was principally confined to four cases who were secluded on 80 occasions.

"We have made the usual statutory enquiries in pursuance of the 110 section of the 8 and 9 Vict., cap. 100. In regard to visitation and management we find that the Committee of Visitors meet at the Asylum on the 3rd Monday of each calendar month; and on every occasion they go round the House and see the Patients. In addition to this very careful visitation, additional visits are made singly by one of the Magistrates.

"In conclusion, we are glad again to be able to report very favourably of the general condition and management of this Asylum, throughout which we observe indications of kind and careful treatment.

W. G. CAMPBELL, } *Commissioners*
ROBERT NAIRNE, } *in*
 Lunacy."

There were several changes during the year in the Official Staff—

In the early part occurred the death of Mr. Edward Gibson, who had ably filled the post of Engineer to the Asylum for many years. He was succeeded by his son, who, for some time previously, had attended to the duties.

I have to lament the loss also by death of Mr. John Kent, the Clerk and Steward, after long and severe suffering. He had diligently filled that important post since the year 1861. Mr. George Gibb Clarke was appointed to supply his place, and, from his former position and experience in the County Prisons, there is no reason to doubt he will prove as valuable an Officer here, as he was highly regarded there.

In September, Mr. Richard Greene resigned the post of Assistant Medical Officer, having received a more lucrative appointment in the Sussex Asylum, Hayward's Heath. In him I need hardly say that I lost a very able and esteemed colleague. Dr. John Merson was appointed his successor, and I am glad to state that I have every reason to feel satisfied with the choice of the Committee, for I cannot speak in too high terms of the manner in which he, so far, has performed his duties.

In conclusion, I have much pleasure in recording my satisfaction with the manner in which both Officers and Servants, with few exceptions, have performed their respective duties, and together striven for the common good. For myself, I would beg to return my thanks to the Committee for the unvaried kindness with which they have listened to my suggestions, and for their cordial support in the discharge of my duties.

I have the honour to remain,

GENTLEMEN,

Your obedient Servant,

RICHARD WILSON.

*The Committee of Visitors,
County Lunatic Asylum,
Cottingwood, Morpeth.*

STATISTICAL TABLES, 1870.

TABLE 1.

Showing the Admissions, Re-admissions, Discharges, and Deaths, during the Year 1870.

	M.	F.	Total.
In the Asylum, January 1st, 1870	193	183	376
Admitted for the first time during the year	59	55	114
Re-admitted during the year	12	5	17
Total under care during the year	264	243	507
Discharged or removed—			
Recovered	42	29	71
Relieved	2	1	3
Not improved
Died	18	24	42
Total discharged and died during the year	62	54	116
Remaining in the Asylum, 31st December, 1870, (inclusive of absent on trial—males and females),	202	189	391
Average numbers resident during the year	195	188	383

TABLE 2.

Showing the Admissions, Re-admissions, Discharges, and Deaths, from the Opening of the Asylum to the present date, December 31, 1870.

	M.	F.	Total.
Persons admitted during the period of 12 years	519	500	1019
Re-admissions	62	48	110
Total of cases admitted	581	548	1129
Discharged or removed—	M.	F.	T.
Recovered	209	214	423
Relieved	18	13	31
Not improved	4	1	5
Died	148	131	279
Total discharged and died during the 12 years	379	359	738
Remaining, 31st December, 1870	202	189	391
Average numbers resident during the 12 years	126	121	247

TABLE 3.
Showing the Admissions, Discharges, and Deaths, with the mean Annual Mortality and proportion of Recoveries per cent of the Admissions, for each Year since the Opening of the Asylum.

YEARS.	Admitted.			Discharged.			Died.		Remaining 31st December, in each year.		Average Numbers Resident.		Per-centage of Recoveries on Admissions.		Per-centage of Deaths on Average Numbers Resident.	
	M.	F.	Total.	M.	F.	Total.	M.	F.	M.	F.	M.	F.	M.	F.	M.	F.
From the Opening of the Asylum to 31st December, 1859.	81	73	154	7	14	21	6	3	2	67	57	107	8.6	9.6	10.5	6
1860	41	33	74	15	26	41	7	8	...	84	74	143	36.6	33	34	9.4
1861	31	45	76	9	23	32	6	5	1	96	93	185	29	31	30	6.4
1862	44	36	80	15	18	33	14	6	...	113	106	210	34	50	42	7.5
1863	40	32	72	23	21	44	17	10	1	119	115	222	57.5	65.6	60	9.3
1864	35	37	72	11	13	24	17	13	...	133	128	243	31.4	35	33.2	7.8
1865	38	49	87	19	22	41	29	14	...	137	137	266	50	45	47	10.9
1866	23	32	55	6	14	20	28	15	...	141	142	284	26	43.7	34.8	9.1
1867	36	42	78	17	23	40	25	7	...	141	145	290	47	54.7	50	10
1868	62	45	107	21	24	45	34	14	...	160	156	311	34	53	43	12.8
1869	79	64	143	24	18	42	38	18	...	193	171	333	30	28	29.3	11.7
1870	71	60	131	42	29	71	42	24	...	202	195	383	59	48	54	12.7
TOTALS (12 years) & Averages	581	548	1129	209	214	423	279	131	5	148	126	247

TABLE 4.

Showing the History of the Annual Admissions since the opening of the Asylum, with the Discharges and Deaths, and the Numbers of each Year remaining on the 31st December, 1870.

Year.	Admitted.			Of each Year's Discharged and Died in 1870.						Total Discharged and Died of each Year's Admissions.						Remaining of each Year's Admissions, 31st December, 1870.		
	New Cases.			Recovered.			Relieved.			Not Improved.			Died.					
	Relapsed Cases.																	
	M.	F.	Total.	M.	F.	Total.	M.	F.	Total.	M.	F.	Total.	M.	F.	Total.	M.	F.	Total.
1859	80	72	152
1860	39	31	70	1
1861	28	43	71
1862	41	34	75
1863	33	28	61
1864	31	34	65
1865	32	46	78	1
1866	22	25	47
1867	32	35	67	1
1868	55	38	93
1869	67	59	126
1870	59	55	114
Total	519	500	1019	42	29	71	2	1	3	18	24	42	148	131	279
																		391

TABLE 5.
Showing the Causes of Death during the Year 1870.

CAUSES OF DEATH.	M.	F.	Total
CEREBRAL OR SPINAL DISEASES:			
Apoplexy and Paralysis , , , ,	...	1	1
Epilepsy and Convulsions , , , ,	...	2	2
General Paralysis , , , ,	11	3	14
Maniacal and Melancholic Exhaustion or Decay , , , ,
Inflammation and other Diseases of the Brain, Softening, Tumours, &c. , , , ,	...	1	1
THORACIC DISEASE:			
Inflammation of the Lungs, Pleuræ, and Bronchi , , , ,
Pulmonary Consumption , , , ,	2	10	12
Disease of the Heart, &c. , , , ,	1	2	3
ABDOMINAL DISEASE:			
Inflammation of the Stomach, Intestines, or Peritoneum , , , ,	1	...	1
Dysentery and Diarrhoea , , , ,
Bright's Disease , , , ,	2	0	2
Fever , , , ,	...	1	1
Erysipelas , , , ,
Cancer , , , ,	...	1	1
General Debility and Old Age , , , ,	1	3	4
Suicide and Accidents , , , ,
TOTAL , , , ,	18	24	42

TABLE 6.

Showing the Length of Residence in those Discharged Recovered
and in those who have died during the Year.

Length of Residence.	Recovered.			Died.		
	M.	F.	Total.	M.	F.	Total.
Under 1 Month , , ,
From 1 to 3 Months , , ,	16	9	25	1	1	2
" 3 " 6 " , , ,	10	6	16	4	2	6
" 6 " 9 " , , ,	6	7	13	3	3	6
" 9 " 12 " , , ,	4	...	4	2	1	3
" 1 " 2 Years , , ,	4	5	9	7	4	11
" 2 " 3 " , , ,	1	1	2	...	2	2
" 3 " 5 " , , ,	1	1
" 5 " 7 " , , ,	...	1	1	1	3	4
" 7 " 10 " , , ,	3	3
" 10 " 12 " , , ,	1	...	1	...	4	4
" 12 " 15 " , , ,
" 15 " 20 " , , ,
" 20 " 30 " , , ,
" 30 " 40 " , , ,
TOTAL , , ,	42	29	71	18	24	42

TABLE 7.

Showing the Duration of the Disorder on Admission in the Admissions, Discharges, and
Deaths during the Year, 1870.

CLASS.	Duration of Disease on Admission in Four Classes.											
	The Admissions.			The Discharges.						The Deaths.		
				Recovered.			Removed, Relieved, or otherwise.					
	M.	F.	Total.	M.	F.	Total.	M.	F.	Total.	M.	F.	Total.
FIRST CLASS— First attack, and within three months on admission , , ,	19	34	53	17	17	34	1	...	1	5	3	8
SECOND CLASS— First attack, above three, and within twelve months on admission ,	8	12	20	7	2	9	...	1	1	3	5	8
THIRD CLASS— Not first attack, and within twelve months on admission , ,	17	6	23	17	10	27	4	6	10
FOURTH CLASS— First attack or not, but of more than twelve months on admission ,	5	2	7	1	...	1	1	8	9
Unknown , , ,	22	6	28	5	2	7
TOTAL , ,	71	60	131	42	29	71	1	1	2	18	24	42

TABLE 8.

Showing the Ages of the Admissions, Discharges, and Deaths during the Year.

AGES.				The Admissions.			The Discharges.						The Deaths.		
							Recovered.			Removed, Relieved, or otherwise.					
				M.	F.	Total.				M.	F.	Total.	M.	F.	Total.
From 5 to 10 years	„	„	„
„ 10 to 15	„	„	„	1	...	1
„ 15 to 20	„	„	„	4	4	8	1	2	3
„ 20 to 30	„	„	„	16	17	33	15	9	24	1	1	2	2	2	4
„ 30 to 40	„	„	„	14	19	33	11	8	19	6	6	12
„ 40 to 50	„	„	„	13	9	22	8	6	14	1	...	1	5	5	10
„ 50 to 60	„	„	„	14	8	22	7	3	10	2	5	7
„ 60 to 70	„	„	„	7	2	9	...	1	1	3	4	7
„ 70 to 80	„	„	„	1	1
„ 80 to 90	„	„	„	...	1	1	1	1
Unknown	„	„	„	2	...	2
TOTAL	„	„	„	71	60	131	42	29	71	2	1	3	18	24	42

TABLE 9.

Condition as to Marriage in the Admissions, Discharges, and Deaths during the Year.

CONDITION IN REFERENCE TO MARRIAGE.	The Admissions.			The Discharges.						The Deaths.		
				Recovered.			Removed, Relieved, or otherwise.					
	M.	F.	Total.	M.	F.	Total.	M.	F.	Total.	M.	F.	Total.
Single , , , , ,	31	26	57	23	9	32	1	1	2	3	12	15
Married , , , , ,	34	28	62	17	18	35	1	...	1	14	7	21
Widowed , , , , ,	6	6	12	2	2	4	1	5	6
TOTAL , ,	71	60	131	42	29	71	2	1	3	18	24	42

TABLE 10.

Showing the Probable Causes, apparent or assigned, of the Disorder, in the Admissions, Discharges, and Deaths of the Year.

CAUSES.	The Admissions.			The Discharges.						The Deaths.		
				Recovered.			Removed, Relieved, or otherwise.					
	M.	F.	Total.	M.	F.	Total.	M.	F.	Total.	M.	F.	Total.
MORAL—												
Death of Relatives , , ,	1	3	4	1	3	4
Domestic Troubles , , ,	2	...	2	2	...	2	1	1
Loss of Money and Business , , ,	1	2	3	1	...	1	1	1
Religious Excitement , , ,	...	1	1	...	1	1	1	...	1
Disappointment in Love , , ,	1	3	4	2	2
Poverty , , , ,	2	...	2	1	1
Ill-treatment of Husband , , ,	1	1
PHYSICAL—												
Hereditary taint , , , ,	1	2	3	1	...	1	1	1
Over-work , , , ,	1	...	1
Intemperance , , , ,	2	...	2	3	...	3
Epilepsy , , , ,	2	...	2	3	...	3	1	1
Ill Health , , , ,	1	1	2	1	1	2
Concussion of Brain , , , ,	1	...	1
Fever , , , ,	1	1
Injuries from a fall , , , ,	3	...	3	1	...	1
Prolonged Lactation , , , ,	...	1	1	...	1	1
Pregnancy , , , ,	1	1
Child-birth , , , ,	...	4	4	...	2	2	1	1
Sunstroke , , , ,	1	...	1	1	...	1
Bite of a dog , , , ,	1	...	1
Partial Paralysis , , , ,	2	...	2	1	...	1
Disease of Brain , , , ,	1	1
Congenital , , , ,	4	...	4
Not ascertained , , , ,	47	43	90	27	19	46	2	1	3	15	14	29
TOTAL , , , ,	71	60	131	42	29	71	2	1	3	18	24	42

TABLE 11.

Admissions with respect to the Form of Insanity,
1870.

			Combined with General Paralysis.		Combined with Epilepsy.		Disposed to Suicide.		Total.		General Total.
	M.	F.	M.	F.	M.	F.	M.	F.	M.	F.	
Mania , , , ,	29	28	7	...	8	...	8	13	44	28	72
" Puerperal , , , ,	...	4	4	4
Monomania , , , ,	1	1	...	1
Melancholia , , , ,	8	11	7	6	8	11	19
Dementia , , , ,	9	12	4	4	1	1	1	2	14	17	31
Amentia , , , ,	3	1	4	...	4
TOTAL , , , ,	49	55	12	4	10	1	16	21	71	60	131

TABLE 12.

Admissions with respect to Religious Persuasion,
1870.

	M.	F.	Total.
Church of England , , , ,	30	29	59
Roman Catholic , , , ,	15	13	28
Wesleyan Methodists , , , ,	13	10	23
Presbyterians , , , ,	8	4	12
Baptist , , , ,	...	1	1
Unitarian , , , ,	...	1	1
Lutheran , , , ,	1	...	1
Not stated and unknown , , , ,	4	2	6
TOTAL , , , ,	71	60	131

TABLE 13.

Admissions and Discharges during each Month,
1870.

	Admissions.			Discharges.		
	M.	F.	Total.	M.	F.	Total.
January , , , ,	2	8	10	2	...	2
February , , , ,	3	1	4	2	2	4
March , , , ,	4	1	5	4	2	6
April , , , ,	9	8	17	5	...	5
May , , , ,	7	5	12	4	4	8
June , , , ,	9	4	13	4	3	7
July , , , ,	11	6	17	3	3	6
August , , , ,	6	5	11	2	3	5
September , , , ,	5	2	7	6	4	10
October , , , ,	6	11	17	4	2	6
November , , , ,	7	6	13	2	1	3
December , , , ,	2	3	5	4	5	9
TOTAL , , , ,	71	60	131	42	29	71

TABLE 14.

Cures with respect to the Form of Insanity,
1870.

	M.	F.	Total.
Mania , , ,	32	21	53
Monomania , , ,
Melancholia , , ,	5	5	10
Dementia , , ,	5	3	8
TOTAL , ,	42	29	71

TABLE 15.

Admissions with respect to Previous Occupation,
1870.

MEN.			
	No.		No.
Seamen , ,	9	Ship-keeper , ,	1
Labourers , ,	9	Ship Carpenter , ,	1
Farm Servants , ,	7	Baker , ,	1
Tailors , ,	5	Ale-bottler , ,	1
Office Clerks , ,	2	Fitter , ,	1
Coal-miners , ,	5	Wiredrawer , ,	1
Quarrymen , ,	2	Cloth-finisher , ,	1
Butchers , ,	2	Hawker , ,	1
Coal-trimmer , ,	1	Spinner , ,	1
Iron Turner , ,	1	Bracemaker , ,	1
Draper , ,	1	Commission Agent , ,	1
Blacksmith , ,	1	Cabinet Maker , ,	1
Shoemaker , ,	1	Warehouseman , ,	1
Grocer , ,	1	Innkeeper , ,	1
Boatman , ,	1	Engineer , ,	1
Wood-carver , ,	1	Unknown , ,	2
Salesman , ,	1	None , ,	3
Lead-miner , ,	1	TOTAL , ,	71
WOMEN.			
	No.		No.
Household Duties , ,	29	Fruiterer , ,	1
Domestic Servants , ,	13	Marine Store-keeper , ,	1
Dress-makers , ,	4	Unknown , ,	1
Farm Servants , ,	3	None , ,	4
Charwomen , ,	2	TOTAL , ,	60
Weavers , ,	2		

TABLE 16.

Extract from the Daily Account of the state of the Patients.
MEN.

EMPLOYED.	August.					
	Thursday, 11th.		Friday, 12th.		Sunday, 14th.	
	Morn.	After.	Morn.	After.	Morn.	After.
Working in Land and Gardens , ,	55	55	57	57
Assisting Joiner , , ,	1	1	1	1
„ Engineer , , ,	1	1	1	1
„ Plumber and Painter , ,	1	1	1	1
„ Upholsterer , , ,	10	10	10	10
„ Shoemaker , , ,	5	5	5	5
„ Tailor , , ,	6	6	6	6
„ in Kitchen , , ,	4	4	4	4
„ Baker , , ,	2	2	2	2
„ Stonemason , , ,	2	2	2	2
„ Brewer , , ,	1	1	1	1
„ in Office , , ,	1	1	1	1
„ Carrying Coals , , ,	1	1	1	1
„ Cleaning Wards , , ,	46	18	46	18
Total employed , ,	136	108	138	110
UNEMPLOYED.						
Excitement with Restraint , ,
Do. with Seclusion , ,
Do. without Seclusion , ,
Sick , , , ,	1	1	1	1	1	1
Quiet , , , ,	64	92	62	90	200	200
Total Unemployed , ,	65	93	63	91	201	201
ADMISSIONS, DEATHS, & DISCHARGES.						
Admissions , , , ,
Deaths and Discharges , , , ,
Absent on trial , , , ,	1	1	1	1	1	1
TOTAL , , , ,	201	201	201	201	201	201
At Church , , , ,	68	...	72	...	92	80

TABLE 16, (Continued).

Extract from the Daily Account of the state of the Patients.
WOMEN.

EMPLOYED.	August.					
	Thursday, 11th.		Friday, 12th.		Sunday, 14th.	
	Morn.	After.	Morn.	After.	Morn.	After.
Cleaning Wards , , , ,	33	16	33	16	22	12
Assisting in the Kitchen , , ,	5	5	4	14	2	2
„ in the Laundry , , ,	28	28	28	28
Making Men's Clothing , , ,
Binding Boots and Shoes , , ,
Making Hats and Bonnets , , ,
Mending Stockings , , , ,	4	6	9	13
Knitting and Netting , , , ,	25	19	10	12
Sewing and Quilting , , , ,	35	45	30	32
Garden , , , ,
Picking Flocks , , , ,	17	17	15	15
Farm , , , ,	1	1	1	1
Reaping , , , ,	8	8	8	8
Total employed , , ,	156	145	138	139	24	14
UNEMPLOYED.						
Excitement with Restraint , , ,
Ditto. with Seclusion , , ,
Ditto. without Seclusion , , ,
Sick , , , ,	2	2	2	2	2	2
Quiet , , , ,	31	42	49	48	163	173
Total Unemployed , , ,	33	44	51	50	165	175
ADMISSIONS, DEATHS, & DISCHARGES.						
Admissions , , , ,
Deaths and Discharges , , , ,
Absent on trial , , , ,
TOTAL , , , ,	189	189	189	189	189	189
At Church , , , ,	72	...	73	...	100	98

List of Articles of Clothing, &c., MADE AND REPAIRED DURING THE YEAR 1870.

	Made.	Repaired.		Made.	Repaired.
Boots and Shoes (Leather)	358	747	Stockings (Footed)	...	404
Clogs	42	...	Mittens (Pairs)	...	12
Suits of Clothes for Male Attendants	22	22	Towels	172	130
Caps for do.	22	...	Roller Towels	73	...
Overcoat for Postman	1	...	Pillow Cases	701	870
Jackets for Patients	114	540	Bolster do.	14	...
Waistcoats for do.	233	1107	Sheets (Hemmed)	726	800
Men's Caps	109	225	Pillow Ticks	50	...
" Braces	204	...	Rugs	...	87
" Smock Frocks	36	...	Blankets	...	164
Strong Dresses	43	100	Bath Sheets	48	30
" Gloves	30	58	Dimity Valances	24	...
Boot Tops and Bed Boots	71	14	Muslin Blinds	67	...
Flannel Drawers	55	522	Table Cloths (Hemmed)	30	66
" Shirts	149	618	Toilet Covers	...	63
Linen do.	291	4207	Antimacassars	6	24
Aprons (Men's)	88	73	Bed Ticks	125	21
" (Women's)	510	800	Door Pads	...	2
Dresses for Female Attendants	51	17	Chair Cushion Covers	19	...
Aprons for do.	52	...	" Cushions	17	...
Caps for do.	48	...	Dusters	22	444
Dresses (Wincey)	33	438	Ottoman Covers	...	20
" (Print)	46	...	Sofa do.	5	50
Jackets (Wincey)	157	1148	Bandages Calico	32	...
" (Print)	11	...	" Flannel	7	...
Chemises (Calico)	442	1209	Bags and Pockets	70	...
" (Flannel)	217	630	Bed Hangings	...	2
Flannel Petticoats	128	620	Window do.	...	200
Linsey do.	237	1218	" Blinds	68	77
Belts	38	12	Dinner Napkins	26	...
Day Caps	222	274	Iron Holders	24	...
Night Gowns	45	...	Flannel Cuffs	12	...
Handkerchiefs (Hemmed)	143	...	Turkey Red Curtains	3	...
Neckerchiefs (do.)	288	144	Baize Curtains	2	...
Print Bonnets	50	60	Pudding Cloths	24	39
Wincey Hoods	2	34	Pin Cushion Covers	...	17
Bonnets (Trimmed)	...	391	Hearth Rugs	...	4
Shawls	...	208	Counterpanes	...	13
Stays	5	75	Mattresses	1	...
Flannel Boddices	70	...	Carpets	8	105
Stockings	465	7373			

List of Work done by Patients and Attendants, As Mechanics, Joiners, Plumbers, Blacksmiths, and Painters, during the Year 1870.

MAKING.	MAKING.	MAKING.
15 Brush Handles.	2 Waggon for Wash House.	1 Gate for Church.
3 Couches for Wards.	31 Window Frames and Linings, for Male and Female Dormitories.	12 Feet Pipe Casing in No. 2 Female Ward.
1 Bed Stretcher.	1 Step Ladder for Laundry.	14 Box Seats with Covered Backs for Male and Female Wards.
1 Shovel Handle.	16 Feet Pipe Casing in No. 1 Male Ward.	37 Picture Frames.
1 Table for Bakehouse.	24 Do. in No. 2 do.	1 Butcher's Block for Meat Safe.
4 Knife Boxes.	1 Clothes Rack, 9 ft. long, 8 ft. high.	2 Hammer Handles.
9 Looking Glass Frames.	1 Do. 7 do. 7 do.	6 Yards Partition, Assistant Surgeon's Pantry.
1 Cupboard and Book Case for No. 3 Male Ward.	1 Do. 9 do. 7 do.	13 Feet Shelving, for Assistant Surgeon's do.
1 Do. do. for No. 3 Female do.	2 Clothes Racks, 7 ft. by 7 ft. 6 in.	1 Wood Tray for No. 4 Female Dining Room.
4 Wash Stands for No. 4 Female Dormitory.	1 Summer House, 13 ft. diameter.	1 Threefold Screen for Committee Room.
4 Do. for No. 4 Male do.	229 Feet Trellis Work, for Summer House.	1 Window Frame for Laundry.
8 Brackets.	1 Octagon Table, 5 ft. diameter.	18 Brackets.
2 Cupboards in No. 2 Female Scullery.	8 Feet Pipe Casing in No. 3 Male Ward.	1 Chair Bottom.
1 Sink in No. 2 do.	1 Fire Board for Lodge.	9 Boxes.
30 Feet Pipe Casing in No. 2 do.	2 Doors for Attendants' Rooms No. 3 Male Ward.	2 Blind Rollers for Steward's Room.
1 Towel Roller.	2 Pair Door Frames for do. do.	1 Black Board for Choir.
100 Feet Shelving for Tank, Female Side.	2 Do. do. No. 1 Male. do.	1 Crib Bedstead.
3 Pairs Steps.	2 Doors for do. do. do. do.	1 Dove Cot.
14 Dwarf Partitions, 7 ft. by 4 ft. 6 in.	2 Do. do. No. 2 Male. do.	1 Table for Tailor's Shop.
1 Cupboard in No. 1 Male Store Room.	2 Pair Door Frames for do. do.	24 Salt Cups.
1 Gate to Workshop Yard.	59 Feet Moulding for Cornice in Head Attendant's Rooms.	1 Spire for Summer House, Turned.
2 Standard Poles and Roller for Magic Lantern.		24 Caps for Screens, do.
1 Ladder for Shoemaker's Shop.		

List of Work done by Patients and Attendants, (Continued.)

MAKING.		MAKING.		MAKING.	
42 Feet for Clothes Racks, Turned.		2 1 in. Bath Cocks to Baths, Female Side.		1 Do. Key for Stop Cock.	
20 Sofa Feet, do.		2 Lead Save-alls for do.		1 Do. for Brewery Copper.	
35 Chair Rails, do.		3 3 in. Brass Stop Cocks to No 3 Male Water Closet.		1 Steel Chopper.	
4 Table Legs, do.		3 3 in. do. No 3 Female do.		5 Staples.	
1 Do. Stalk, do.		4 3 in. do. No 2 do. do.		1 Winch.	
6 Tops for Dove Cot, do.		57 Feet 3 in. Lead Pipe No 2 do. do.		4 Axles for Two Waggon for Laundry.	
4 Bolts for Laundry Pump, do.		27 Do. do. No 1 do. do.		24 Bolts do. do.	
1 Scoop Handle.		2 3 in. Brass Stop Cocks to No 1 do. do.		2 Handles do. do.	
2 Axe Handles.		4 Feet 3 in. Lead Pipe to Boiler.		16 Washers do. do.	
1 Drag Handle.		1 3 in. Brass Cock to do.		8 Pins do. do.	
3 Beaters.		27 Feet 1 in. Lead Pipe to New Boiler.		2 Crooks for Garden Gate.	
1 Green House, 24 ft. long 14 ft. wide.		2 3 in. Stop Cocks to do.		2 Hinges do.	
1 Flower Stand for Green House, 15 ft. by 7 ft.		1 Brass Waste for do.		2 Crooks Church Gate.	
46 Feet Shelving for do.		1 1 in. Union Joint do.		2 Hinges do.	
1 Seed Box.		1 Waste Pipe for do.		1 Staple do.	
1 Hot Bed Frame, 8 ft. by 6 ft.		1 Sheet Lead Gutter to Roof New Boiler House.			
2 Do. Lights, 6 ft. by 4 ft.		1 3 in. Stop Cock in No 2 Female Lavatory.		REPAIRS.	
1 Garden Gate.		1 Do. do. No 1 Male do.		245 Chairs, 2 Bedsteads, 2 Night Commodes, 75	
2 Posts for do.		1 Brass Plug and Washer to No 3 Female Scullery.		Blinds, 5 Door Frames, 6 Flower Stands, 2	
4 Rustic Chairs.		1 3 in. Brass Cock No 2 do.		Boiler Covers, 4 Tables, 11 Doors, 2 Forms, 7	
1 Rake Handle.		1 Do. No 1 Male Scullery.		Window Shutters, 3 Step Ladders, 1 Book Case,	
3 Beater Handles.		1 Do. in Wash House.		1 Bread Machine, 1 Potatoe Machine, 1 Sofa, 1	
8 Yards of Pipe for Gas Stove in Bakehouse.		3 Zinc Ventilators.		Washing Machine, 10 Windows, 1 Clothes	
1 Bracket for do.		Hanging Bell in No 1 Male Ward.		Horse, 5 Wheel-barrows, 1 Trough, 15 Rakes,	
6 Yards Gas Pipe in Ball Room.		Do. No 1 Female do.		1 Gate, 33 Yards Railing set up in Gas House	
1 Stop Cock to Gas Pipe do.		1 Gas Bracket in Porter's Room.		Field, and keeping in good order Stop Cocks,	
3 Brass Union Joints do.		2 Steel Skewers.		Pipes for Water and Steam Supply, the entire	
1 Copper Rose for Coir Tank.		27 Feet Gas Pipe in No 2 Female Store Room.		Gas Fittings, Locks and Keys Lavatories,	
9 Feet Lead Pipe to No 1 Male Water Closet.		1 Bracket for do. do.		Pantries and Water Closets.	
1 3 in. Stop Cock for do.		2 Iron Slings for Joiner's Shop.		PAINTING.	
30 Feet Lead Pipe to No 2 do.		72 Holdfasts.		Walls, Doors, &c., in Wards, Passages, &c.	
4 3 in. Stop Cocks for do.		1 Iron Rod for Cleaning Stoves.		WHITEWASHING.	
1 Iron Hopper Basin to No 2 Male Water Closet.		4 Cramps.		Ceilings and Walls of the whole Building once,	
19 Feet 1 in. Lead Pipe to Bath, Male Side.		4 Sheet Iron Plates for Ventilators.		and in many parts much oftener.	
12 Do. 3 in. do. do.		4 Soldering Irons.		GLAZING.	
2 1 in. Bath Cocks to do.		4 Quadrants.		Putting in 289 Squares of Glass in the Wards, &c.	
7 Joints for do.		4 Iron Stays for Flower Stands.			

DIETARY.

MALES.				FEMALES.		
DAY.	BREAKFAST.	DINNER.	SUPPER.	BREAKFAST.	DINNER.	SUPPER.
MONDAY.....	1 Pint Coffee, 6 oz. Bread and 3 oz. Butter, or 1 1/2 Pint Milk Porridge, 6 oz Bread.	1 1/2 Pint Pea Soup, 6 oz. of Bread and Half-pint Beer.	1 Pint Tea or Coffee, 6 oz. Bread, and 1/2 oz. Butter.	1 Pint Coffee, 6 oz. Bread, and 1/2 oz. Butter, or 1 1/2 Pint Milk Porridge, 6 oz. Bread,	1 1/2 Pint Pea Soup, 6 oz. Bread, and Half-Pint Beer.	1 Pint Tea or Coffee, 6 oz. Bread, and 1/2 oz. Butter.
TUESDAY	Ditto	Meat Pie and Potatoes, with Half-Pint Beer.	Ditto	Ditto	Meat Pie and Potatoes, with Half-Pint Beer.	Ditto
WEDNESDAY	Ditto	Roasted Meat (7 oz. uncooked, and free from Bone,) 1 lb. of Potatoes, 6 oz. Bread, and Half-Pint Beer.	Ditto	Ditto	Roasted Meat (6 oz. uncooked, and free from Bone,) 1 lb. of Potatoes, 6 oz. Bread, and Half-Pint Beer.	Ditto
THURSDAY ...	Ditto	Meat Pies and Potatoes, with Half-Pint Beer.	Ditto	Ditto	Meat Pies and Potatoes, with Half-Pint Beer.	Ditto
FRIDAY	Ditto	Boiled Meat (7 oz. uncooked, and free from Bone,) 1 lb. of Potatoes, 6 oz. Bread, and Half-Pint Beer.	Ditto	Ditto	Boiled Meat (6 oz. uncooked, and free from Bone,) 1 lb. of Potatoes, 6 oz. Bread, and Half-Pint Beer.	Ditto
SATURDAY ...	Ditto	1 1/2 Pint Irish Stew and 6 oz. Bread, and Half-Pint Beer.	Ditto	Ditto	1 1/2 Pint Irish Stew, and 6 oz. Bread, and Half-Pint Beer.	Ditto
SUNDAY	Ditto	Boiled Meat (7 oz. uncooked, and free from Bone,) 1 lb. of Potatoes, 6 oz. Bread, and Half-Pint Beer.	Ditto	Ditto	Boiled Meat (6 oz. uncooked, and free from Bone,) 1 lb. of Potatoes, 6 oz. Bread, and Half-Pint Beer.	Ditto

Luncheons of Bread and Cheese and Beer, with Tobacco, are allowed to those Patients who employ themselves.

ACCOUNT OF RECEIPTS AND PAYMENTS,

WITH THE AVERAGE COST PER HEAD PER WEEK FOR MAINTENANCE FOR THE YEAR ENDING
31st DECEMBER, 1870.

Receipts.						Payments.									
	£	s.	d.	£	s.	d.		£	s.	d.	£	s.	d.		
I.—FROM INTEREST AND MONIES INVESTED.						I.—MONIES INVESTED DURING THE YEAR.									
Nil.						Nil.									
II.—FROM SALES AND PRODUCE OF LABOUR.						II.—SALARIES AND WAGES.									
Produce of Farm (see Garden and Farm Account)	128	2	3				Superintendent at £400 to £450	405	11	6					
Gas supplied to the County Gaol	32	3	9				Chaplain at £100	100	0	0					
Rags, Bones, &c., &c.	14	19	2				Clerk to Visitors at £60	60	0	0					
				225	5	2	House Surgeon at £85, with Apartments and Board	82	4	7					
III.—MAINTENANCE ACCOUNT.															
FROM UNIONS.															
1.—Alnwick Union	846	6	8				Clerk and Steward at £110 to £70 do. do.	87	1	3					
2.—Belford do.	131	9	4				Assistant to do. at £35 to £50 do. do.	38	15	0					
3.—Bellingham do.	305	0	0				Matron at £60 do. do.	60	0	0					
4.—Berwick do.	701	18	8				MEN SERVANTS.								
5.—Castle Ward do.	438	10	8				1 Chief Attendant at £42, with Board and Lodging	42	0	0					
6.—Glendale do.	394	1	4				1 Attendant at £35 do. do.	35	0	0					
7.—Haltwhistle do.	74	5	4				3 do. £34 do. do.	102	0	0					
8.—Hexham do.	980	16	0				3 do. £31 do. do.	93	0	0					
9.—Morpeth do.	735	16	0				5 do. £27 10s. do. do.	135	12	6					
10.—Newcastle-on-Tyne do.	24	6	8				2 do. £25 do. do.	30	2	0					
11.—Rothbury do.	370	16	0				1 Shoemaker Attendant at £37 do. do.	37	0	0					
12.—Tynemouth do.	2211	17	4				1 Tailor do. £30 do. do.	30	0	0					
Carried forward				7215	4	0	1 Assistant Tailor do. £30 do. do.	30	0	0					
				7440	9	2	1 Baker do. £36 do. do.	36	0	0					
							1 Brewer do. £36 do. do.	36	0	0					
							1 Porter do. £32 do. do.	32	0	0					
							1 Engineer at £78, with House, Coals, and Gas	78	0	0					
							1 Stoker at £54 12s. do. do.	52	13	0					
							1 Occasional Stoker at 22s. per week	19	13	6					
							1 Joiner at £45 do. do.								
							1 Plumber at £40 do. do.								
							1 Joiner (occasional) at 24s. per week								
							1 Woodman and Hedger at £44 4s. do. do.								
							WOMEN SERVANTS.								
							1 Chief Attendant at £22, with Board and Lodging	22	0	0					
							1 Laundress at £20 do. do.	20	0	0					
							2 Laundry Maids at £15 do. do.	27	12	0					
							6 Attendants at £16 do. do.	88	18	3					
							1 do. £15 do. do.	13	15	0					
							1 do. £14 do. do.	12	10	0					
							3 do. £13 do. do.	37	5	0					
							3 do. £12 do. do.	23	16	4					
							1 Cook at £20 do. do.	19	0	0					
							1 Kitchen Maid at £12 do. do.	12	0	0					
							1 House Maid £11 do. do.	11	0	0					
							2 do. £8 do. do.	13	7	0					
							1 Gate Keeper £4 do. do.	4	0	0					
							383 Patients, Average cost per head per week 1s. 11½d.				1927	16	11		
							Carried forward				1927	16	11		

(A) And (as in other Asylums) the wages of those parties are paid by the County, being less costly to the County as Landlords than to employ Tradesmen. The Asylum gives Board and Lodging in consideration of occasional Services as Assistant Attendants.

Receipts.							Payments.						
	£	s.	d.	£	s.	d.		£	s.	d.	£	s.	d.
Brought forward				7440	9	2	Brought forward				1927	16	11
FROM THE COUNTY.							III.—PROVISIONS.						
							(Including all Diet, except Wine, Spirits, and Porter.)						
1.—Lunatics having no settlement	499	3	8				Meat 60,855 lbs.	1789	9	5			
2.—Criminal Lunatics	32	9	4	531	13	0	Suet 735 lbs.	18	12	5			
							Bacon 132½ lbs.	5	10	5			
							Flour 153,440 lbs.	942	12	0			
							Oatmeal 840 lbs.	5	3	0			
							Ale 2,052 gals.	108	6	0			
							Malt 1,120 Bushels	480	0	0			
							Hops 789 lbs.	49	19	3			
							Cheese 7,231 lbs.	193	18	6½			
							Butter 7,185½ lbs.	423	3	6½			
							Sugar 7,280 lbs.	128	11	4			
							Do. Lump 322 lbs.	7	1	9			
							Tea 1,670 lbs.	211	3	0			
							Coffee 3,045 lbs.	203	0	0			
							Tobacco 413 lbs.	69	3	7			
							Snuff 39 lbs.	7	12	4			
							Peas			
							Rice 4,704 lbs.	33	9	0			
							Potatoes 24,808 lbs.	67	3	8			
							Sago and Barley 854 lbs.	9	1	7			
							Mustard and Pepper 218½ lbs.	13	1	6			
							Currants and Raisins 351 lbs.	6	2	3			
							Salt 6,279 lbs.	6	6	3			
							Eggs 1,831	8	5	5			
							Cocoa 66 lbs.	4	11	0			
							Vinegar	6	16	0			
							Geese 9	4	1	0			
							German Yeast 149 lbs.	7	9	0			
							Groceries	15	9	4			
							Sundries	156	17	11			
							Average Cost per head per week, 5s. 0d.				4982	0	6
							IV.—WINE, SPIRITS, AND PORTER.						
							Wine and Spirits	69	0	0			
							Porter	48	2	0			
							Average Cost per head per week, 1½d.				117	2	0
							V.—NECESSARIES AND FUEL.						
							Coals 2,001 Tons, 1 cwt.	639	5	2			
							Soap 10,100 lbs.	137	19	0			
							Carbolic Soap 798 lbs.	17	8	3			
							Starch 227 lbs.	5	11	3			
							Soda 2,968 lbs.	7	7	0			
							Blue 21 lbs.	1	10	0			
							Candles 118 lbs.	4	17	10			
							Average cost per head per week, 9½d.				813	18	6
							VI.—SURGERY AND DISPENSARY.						
							Drugs	82	2	2
							Average cost per head per week, 1d.						
							VII.—CLOTHING.						
							Woollen Cloth 245 yards.	50	5	9			
							Moleskin 593½ do.	84	1	7			
							Cotton Print 708½ do.	23	19	5			
							Tartan 257 do.	19	5	6			
							Calico, Grey 2,120 do.	65	13	2			
							Do. Twilled 948 do.	44	4	1			
							Do. White 79 do.	1	9	7			
							Linen, Checked 803½ do.	45	12	6			
							Do. (Aprons) 325¾ do.	17	18	5			
							Do. (Caps) 44 do.	3	0	6			
							Do. Blue 100 do.	5	16	8			
							Flannel 655½ do.	49	3	3			
							Do. Twilled 277½ do.	20	18	9			
							Linsey, Striped 618½ do.	61	17	0			
							Wincey 649 do.	32	6	9			
							Jean 223½ do.	8	11	2			
							Webbing for Braces 336 do.	4	4	0			
							Carried forward	538	8	1	7923	0	1
15.—County of Berwick-upon-Tweed— Lunatics having no settlement	36	10	0										
Carried forward	2326	18	9	7972	2	2							

Receipts.							Payments.						
	£	s.	d.	£	s.	d.		£	s.	d.	£	s.	d.
Brought forward ,	2326	18	9	7972	2	2	Brought forward ,	538	8	1	7923	0	1
17.—Parish of Berwick-upon-Tweed— Extra charge of 4s. 8d. per head per week beyond the usual charge, which is paid by the Berwick Union ,	278	3	4				Handkerchiefs 144 ,	2	2	0			
				2605	2	1	Neckerchiefs 144 ,	4	10	0			
IV.—FROM COUNTY AND BOROUGH TREASURERS FOR REPAIRS &c. NIL.							Shawls 122 ,	31	13	0			
V.—FROM VOLUNTARY CONTRI- BUTIONS. NIL.							Alpaca 73½ yards ,	3	13	6			
VI.—MISCELLANEOUS.							Muslin (for Caps) 94 yards ,	5	1	6			
REPAYMENT OF FUNERAL EXPENSES.							Lace 240 do. ,	2	0	0			
Alnwick Union ,	1	14	6				Stays 26 ,	2	8	4			
Belford do. ,	3	9	0				Straw Hats 72 ,	3	18	0			
Berwick-upon-Tweed do. ,	1	14	6				Hair Nets 36 ,	0	7	6			
Castle Ward do. ,	1	14	6				Worsted 242 lbs. ,	42	16	6			
Glendale do. ,	1	14	6				Thread 82 lbs. ,	14	13	10			
Hexham do. ,	6	18	0				Knitting Cotton 8 lbs. ,	0	18	0			
Morpeth do. ,	6	18	0				Buttons 18 gross ,	17	18	6			
Rothbury do. ,	1	14	6				Leather 1,362½ lbs. ,	128	2	5			
Tynemouth do. ,	23	8	6				Clog Soles and Plates 36 pair ,	1	1	0			
South Shields do. ,	1	0	0				Sundries ,	6	5	4			
St. Leonard's Shoreditch do. ,	1	14	6				Average cost per head per week 9½d.				805	17	6
Liverpool do. ,	1	14	6				VIII.—FURNITURE AND BEDDING.						
Manchester do. ,	3	9	0				Furniture and Bedding ,	526	18	0			
Selby do. ,	1	14	6				Crockery Ware ,	28	0	11			
County do. ,	1	14	6				Brushes ,	33	14	9			
				60	13	0	Average cost per head per week 7½				588	13	8
TOTAL ,				10637	17	3	IX.—FUNERAL EXPENSES.						
							Funerals ,	60	13	0
							Average cost per head per week.						
							X.—BUILDING AND REPAIRS.						
							NIL.						
							XI.—GARDEN AND FARM.						
							Rates and Taxes ,	3	9	8			
							Garden Seeds ,	12	1	11			
							Guano ,	7	5	2			
							Cow ,	21	0	0			
							Wages ,	29	15	0			
							Average cost per head per week ¾d.				73	11	9
							XII.—RENT OF LAND, RATES, TAXES, AND INSURANCE.						
							NIL.						
							XIII.—MISCELLANEOUS.						
							Postage and Receipt Stamps ,	9	13	0			
							Railway Company carriage of goods ,	6	15	7			
							Travelling Expenses ,	11	15	8			
							Sundries ,	43	2	9			
							Average cost per head per week ¾d.				71	7	0
							TOTAL ,				9523	3	0

**GENERAL STATEMENT OF THE RECEIPTS AND PAYMENTS ON ACCOUNT OF THE NORTHUMBERLAND COUNTY
LUNATIC ASYLUM FROM 1st JANUARY TO 31st DECEMBER, 1870.**

Receipts.							Payments.						
	£	s.	d.	£	s.	d.		£	s.	d.	£	s.	d.
Balance in hand, 1st January ,	693	2	6	PAYMENTS UNDER THE FOLLOWING HEADS, VIZ:—						
RECEIPTS UNDER THE FOLLOWING HEADS, VIZ:—							1 Monies Invested during the year ,			
1 From Interest on monies Invested ,				2 Salaries and Wages ,	1927	16	11			
2 From Sales and Produce of Labour ,	225	5	2				3 Provisions (including all articles of Diet except Wine, Spirits, and Porter) ,	4982	0	6			
3 Maintenance Account, viz:—							4 Wine, Spirits, and Porter ,	117	2	0			
Private Patients ,				5 Necessaries (e.g.) Fuel, Light, Washing, &c. ,	813	18	6			
Pauper do. { (1) From Counties and Boroughs to which Asy- lum belongs ,	7746	17	0				6 Surgery and Dispensary ,	82	2	2			
{ (2) From other Counties and Boroughs ,	2605	2	1				7 Clothing ,	805	17	6			
4 From County and Borough Treasurers, under the following heads:—							8 Furniture and Bedding ,	588	13	8			
For Building and Repairs ,				9 Funeral expenses ,	60	13	0			
" Furniture and Fittings ,				10 Building and Repairs ,			
" Rent of Land ,				11 Garden and Farm ,	73	11	9			
" Rent of Building ,				12 Rent of Land, Rates, Taxes, and Insurance			
" Rates and Taxes ,				13 Miscellaneous, viz:—						
5 From Voluntary Contributions ,				Postage, Carriage of Goods, &c., &c. ,	71	7	0			
6 Miscellaneous, viz:—							Total Payments ,				9523	3	0
Funeral expenses received from Unions, &c.	60	13	0				Balance in hand 31st December ,				1807	16	9
Total Receipts ,				10637	17	3					11330	19	9
				11330	19	9							

SUMMARY OF THE COST PER HEAD PER WEEK, FOR THE YEAR ENDING 31st DECEMBER, 1870.

		£	s.	d.	£	s.	d.
1	Monies invested during the year , , , , ,
2	Salaries and Wages , , , , ,	1927	16	11	...	1	11 ³ / ₈
3	Provisions , , , , ,	4982	0	6	...	5	0
4	Wine, Spirits, and Porter , , , , ,	117	2	1 ³ / ₈
5	Necessaries, Fuel, Light, Washing, &c. , , , , ,	813	18	6	9 ³ / ₈
6	Surgery and Dispensary , , , , ,	82	2	2	1
7	Clothing , , , , ,	805	17	6	9 ³ / ₈
8	Furniture and Bedding , , , , ,	588	13	8	7 ¹ / ₈
9	Funeral expenses, (repaid by Unions) , , , , ,
10	Tenants Repairs , , , , ,
11	Garden and Farm , , , , ,	73	11	9	0 ⁷ / ₈
12	Rent of Land, Taxes, and Insurances , , , , ,
13	Miscellaneous , , , , ,	71	7	0 ⁷ / ₈
		9462	10	9	6
	Less Receipts from Sales, &c. , , , , ,	225	5	2	2 ³ / ₈
		9237	4	10	...	9	3 ³ / ₈
DAILY AVERAGE NUMBER OF PATIENTS, 383.							

GARDEN AND FARM.

ESTIMATED VALUE OF STOCK ON FARM AND GARDEN, 31st DECEMBER, 1870, AS COMPARED WITH THE PRECEDING YEAR.

1869. Dec. 31st.		£	s.	d.	1870. Dec. 31st.		£	s.	d.
	Implements , , , , ,	57	10	0		Implements , , , , ,	57	10	0
	2 Horses , , , , ,	65	0	0		2 Horses , , , , ,	65	0	0
	4 Cows , , , , ,	72	0	0		4 Cows , , , , ,	80	0	0
	2 Fat Heifers , , , , ,	33	0	0		4 Heifers , , , , ,	42	0	0
	6 Store Heifers , , , , ,	73	0	0		6 Store Pigs , , , , ,	12	0	0
	40 Sheep , , , , ,	70	0	0		30 Fowls , , , , ,	1	10	0
	8 Pigs , , , , ,	14	0	0		3 Stacks of Wheat , , , , ,	65	0	0
	30 Fowls , , , , ,	1	10	0		3 Do. Oats , , , , ,	42	0	0
	4 Stacks of Wheat , , , , ,	50	0	0		Oats in Stock , , , , ,	3	10	0
	2 Do. Oats , , , , ,	53	0	0		1 Stack of Beans , , , , ,	4	0	0
	2 Do. Beans , , , , ,	20	0	0		Potatoes in Stock , , , , ,	24	0	0
	Oats in Stock , , , , ,	5	0	0		Turnips in Stock , , , , ,	8	0	0
	Beans in Stock , , , , ,	2	0	0		9 Tons of Hay , , , , ,	54	0	0
	Potatoes in Stock , , , , ,	30	0	0			458	10	0
	20 Loads Turnips , , , , ,	10	0	0		Balance (Decrease of Stock) , , , , ,	169	10	0
	6 Tons New Land Hay , , , , ,	30	0	0			628	0	0
	12 Do. Old Land Hay , , , , ,	60	0	0					
		628	0	0					

GARDEN AND FARM ACCOUNT FOR THE YEAR 1870.

Income.							Expenditure.						
	£	s.	d.	£	s.	d.		£	s.	d.	£	s.	d.
SALES BY FARM BAILIFF.							1869. Dec. 31.—Estimated value of Stock on Farm and Garden				628	0	0
Live Stock	299	12	0				PURCHASES BY FARM BAILIFF.						
Corn	80	14	3				Pigs	40	10	0			
Wool	18	0	0				Cow	20	0	0			
Milk and Butter	28	2	3	426	8	6	4 Heifers	41	0	0			
PRODUCE SUPPLIED TO THE HOUSE.							Seeds	0	2	3			
2,550 Quarts of New Milk	21	5	0				Guano	0	5	2			
11,092 do. Skim Milk	46	4	4				Lime and Agricultural Salt	14	14	1			
435½ lbs. Butter	21	15	6				Bran and Oil-cake	13	18	3			
2,414 Eggs	7	10	10½				Wool-shears, Hoes, Scythes, Baskets, &c.	5	3	6			
21 Fowls	1	10	9				Coals and Candles	6	3	8			
1,447 lbs. Pork	36	3	6				Sundries	17	18	0	159	14	11
4,533 Stones Potatoes	113	6	6				OTHER PAYMENTS BY FARM BAILIFF.						
Vegetables	60	15	6	308	11	11½	Rates, Tithes, and Taxes	31	17	8			
1870. Dec. 31.—Estimated value of the Stock on Farm and Garden				438	10	0	Use of Thrashing Machine	5	5	0			
							Shoeing Horses and Smith Work	8	11	2			
							Veterinary Surgeon	2	2	6			
							Mole Killing, Wages	1	10	0			
							Farm Bailiff do.	39	0	0			
							Gardener do.	39	0	0			
							Dairy Woman do.	11	5	0	138	11	4
							PAYMENTS BY TREASURER.						
							Seeds	12	1	11			
							Cow	21	0	0			
							Guano	7	5	2			
							Rates	3	9	8			
							Farm Bailiff, Wages	13	0	0			
							Gardener, do.	13	0	0			
							Dairy Woman do.	3	15	0	78	11	9
							Estimated rent of Farm (original rent)				139	7	0
							1870. Dec. 31.—Balance in favour of the Farm				54	5	5½
				1193	10	5½					1193	10	5½

JOHN DAVISON, PRINTER, ALNWICK.

