

Superintendent's report for 1858 with statistical tables / Littlemore Asylum.

Contributors

Littlemore Asylum.
Ley, William.
Andrews, J. J.

Publication/Creation

[Place of publication not identified] : [publisher not identified], [1859?]

Persistent URL

<https://wellcomecollection.org/works/fgwehzwz>

License and attribution

This work has been identified as being free of known restrictions under copyright law, including all related and neighbouring rights and is being made available under the Creative Commons, Public Domain Mark.

You can copy, modify, distribute and perform the work, even for commercial purposes, without asking permission.



Wellcome Collection
183 Euston Road
London NW1 2BE UK
T +44 (0)20 7611 8722
E library@wellcomecollection.org
<https://wellcomecollection.org>

LITTLEMORE ASYLUM.

SUPERINTENDENT'S REPORT


FOR

1858

WITH

STATISTICAL TABLES.

—



LITTLEMORE ASYLUM.

[*comprising an Union of the Counties of Oxford and Berks, the City of Oxford, and the Boroughs of Abingdon and Reading, for the maintenance of their Pauper Lunatics.*]

At the first meeting of the Committee of Visitors of the PAUPER LUNATIC ASYLUM at LITTLEMORE appointed for the Year 1859 held at the Asylum (pursuant to due notice) on Wednesday the 26th day of January 1859 (being within one Calendar month after the election of the present Committee,)

PRESENT.

HUGH HAMERSLEY Esquire *Chairman.*

The Reverend PHILIP WYNTER D.D.

JOHN LOVEDAY Esquire.

GUY THOMSON Esquire.

and

Major EDMUND RUCK KEENE.

Justices of Oxfordshire.

RICHARD EDMUNDS Junior Esquire.

RICHARD GOFFE Esquire.

Justices of the Borough of Banbury.

George

GEORGE CHARLES CHERRY Esquire *Vice-Chairman.*

EDWARD TULL Esquire.

THOMAS LEINSTER GOODLAKE Esquire.

CHARLES EYRE Esquire.

and

THOMAS BROS Esquire.

Justices of Berkshire.

The Mayor of Oxford [NATHANIEL CASTLE
Esquire.]

WILLIAM THORP Esquire.

and

JOHN TOWLE Esquire.

Justices of the City of Oxford.

and

WILLIAM STACY Esquire.

A Justice of the Borough of Abingdon.

Resolved that the following

REPORT*

of the SUPERINTENDENT be printed and circulated.

TO THE COMMITTEE OF VISITORS.

GENTLEMEN,

The late year—1858—was one of calm in the Asylum. Following one in which there had been an unusual number of Patients admitted, and in which there had been an unusual mortality without prevailing sickness, it inherited less accumulation of ill health, and a better prospect of the recovery of Patients than ordinarily. The mortality was little more than six and a half per cent on the whole number of Patients treated, and the number of Patients discharged recovered was proportionally large. The admissions were, as regards the Total number, in accordance with the average of former years. There was however a dispropor-

* RULE 25—[of the General Rules of the Asylum.] The Superintendent shall submit to the Committee of Visitors, at their first Meeting after the Oxfordshire Epiphany Quarter Sessions annually, a Report in writing, of the general condition of the Asylum, and the number and character of the Patients; distinguishing the numbers who have been received and discharged as cured; the number of re-admissions; the number employed, and in what manner; the deaths which have occurred in the preceeding year, and also the total number of discharges, cures, and deaths since the opening of the Institution, and specifying the sexes in each statement; with such other facts as the Superintendent may think desirable, or which the Visitors may have suggested.

tion of Male Patients ; for whom it happened that the Asylum had the greater amount of accommodation. The lowest number of Patients resident on any day in the year was higher than the average number resident in 1857 ; and the average of 1858 exceeds that of 1857 by 16 persons ; the total number of Patients was however less. The number of Patients re-admitted,—having been discharged as recovered of former attacks for which they had been sent to the Asylum, is not remarkable for the amount so much as for the confidence placed in the treatment they receive in this Asylum. Some of these Patients are known to the Committee by the recurrence of their appearance at Committee for discharge. It would appear as though the Parishes should prefer the detention of such Patients, and themselves the more regular and tranquil life of the Asylum. There is however abundant evidence that hope makes both parties desire the chance of an independent living. The number of such Patients discharged and re-admitted appears annually in the first Table of the Appendix.

The Obituary Table makes prominent, this year, the number of Epileptic and generally Para-

lytic Patients who die in the Asylum when there is no other illness prevalent than the condition under which themselves suffer. The Visitors will not notice that there is any decrease in the number of that helpless class now resident in the Asylum. In the absence or unfitness of the Union Infirmarys for the care of such persons, the readiness with which they are sent to the Asylum proves the practical economy of the Institution. These Patients are generally described by their friends, and in the official statement brought to the Asylum, as having been insane for a few weeks or months. The competition of life does not admit of the early symptoms of attack being noticed or understood ; while its exasperations are among the greatest stimulants to its progress. The history of a Patient who has been recently admitted into the Asylum illustrates this statement. A man who had been twelve years in business became irascible, and behaved so violently to his wife that he was committed to Prison for the violence. He had probably lived freely ; and was liable to feel the full extent of his change of diet. After his discharge from Prison the state of his mind became more manifest. His wife says

that she can now see that the indications of Insanity were present, throughout the period of his former violent conduct ;—that is for twelve months or more ; yet he is sent to the Asylum as having been insane for twelve days only.

The incidents of the year that have excited public attention have not involved, detrimentally, the characters of Public Asylums. They have rather educed the expression of confidence in their Management as conducted by the Committee of Visitors ; in contrast to the management of Superintendents whose greater private interest appears to involve also greater self will ; and perhaps a greater suppression of, or unpreparedness for, publicity. It is expected that, in the ensuing Session of Parliament, an enquiry will be made into the condition of Lunatic Asylums, especially those for Private Patients. Recent legislation has favored the admission of the poorer class of such Patients into the County Asylums. In some of them which have been recently built or greatly enlarged, an attempt has been made to adapt the unoccupied space of their wards to the accommodation of private Patients. I believe that in every instance the

capacity to receive such Patients has rapidly diminished. In the history of this Asylum it has not happened that any one, of the successive enlargements, has admitted of the question of how its room should be occupied. The number of Pauper Patients now resident in this Asylum amounts to one in 700 persons of the Population in the two Counties. I am not aware of any other Asylum which affords so much accommodation ; but charity has been so liberally administered to this class of sufferers, and Asylums have been so much enlarged, that I am quite unable to compute the limit that the experience of other Counties places on the extent of Asylum accommodation necessary. The continued increase in the number of Pauper Patients resident in this Asylum threatens to make the question of their sufficient accommodation urgent.

I have the honor to be


Gentlemen,


Yours' most respectfully and obediently

WILLIAM LEY

Superintendent.

*Littlemore,
January 26th, 1859.*

 The annual Statement of Accounts by the Clerk of the Asylum accompanies this.



APPENDIX.

Summary of Patients for 1858.

	M.	F.	T.
Remaining in the Asylum, December 31, 1857.	191	273	464
Admitted in the year 1858	68	50	118
Total	259	323	582
Discharged on Recovery	29	36	65
Relieved	2		2
Not Relieved			
Removed to Counties in which chargeable	1	2	3
Died	19	19	38
Total	51	57	108
Absent on Trial		1	1
Remaining in the Asylum, December 31, 1858	208	265	473
Re-admissions within 12 months of Discharge	4	3	7
After longer absence	7	5	12
Admissions by Removal from other Asylums..	1	1	2
Having been discharged from other Asylums	1	5	6
By order of the Secretary of State	1		1
Being under inefficient care	1		1
The highest number of Male Patients was—			
In December	210		
Of Female ditto, in February		278	
On a day's List in March			479
The lowest number of Male Patients was—			
In January	191		
Of Female ditto, in November		260	
On a day's List in May			458
A day's average on the whole year	200	268	468
Increase on the highest numbers of 1857	12	3	7
Average numbers of 1857	13	3	16
whole number in the Asylum in 1857	6		
Decrease on the whole number in the Asylum		19	13
in 1857.			

*Ages and other Statistics of 118 Patients received into the Asylum for care
and treatment in the Year 1858.*

Patients.	In the 1st year of attack.		In the 2nd year of attack.		Not under the first attack.		Period unknown or of more than two years duration.		Total.			Discharged.		Died.		Epileptic.		Epileptic and Idiot.		Idiot.	
	M.	F.	M.	F.	M.	F.	M.	F.	M.	F.	Tot.	M.	F.	M.	F.	M.	F.	M.	F.	M.	F.
Under 10 years of age																					
From 10 to 15	2	2	1				2	1	1	3	1			1		1		1			
15 " 20	4	2					3	1	2	5	2	2				3	1	1		1	
20 " 25	5	4					1	3	1	14	7	1				2	2				
25 " 30	2	2	1		1		2	3	2	11	5	2				1					
30 " 35	5	2	1		2		1	2	6	13	7	3		1		1					
35 " 40	5	2	1	1	2		2	3	10	13	3	3		1		1					
40 " 45	3	5			2		3	1	6	14	8	1		2		3				2	
45 " 50	3	2			1		1		5	7	2	2				1				1	
50 " 55	2	3			2		1	2	3	8	5	1				2	1				
55 " 60	4	2			1		1	2	7	12	5	2			1	2	1				
60 " 65	3	2			3		1	1	7	8	1	2		1		1					
65 " 70	4	3					1	1	5	7	2	1		1		1	1				
70 " 75	1	1							1	2	1			1							
75 " 80																					
Total	38	27	3	1	11	11	16	11	68	50	118	16	17	8	1	13	7	2	1	4	1
Discharged	15	12			1	5			16	17	33					2					
Died	4	1	1		3		3		8	1	9					3		1			
Remain	19	14	2	1	10	6	13	11	44	32	76					8	7	1	1	4	1

Name.	Age.	Duration of Insanity.		Cause of Death.
		Prior to Admission.	Subsequent to Admission.	
G. L.	38	3 weeks.	1½ years.	General Paralysis. Epilepsy. Brain tough. Fluid in the ventricles. Emphysema with Tubercle of the Lungs.
G. G.	51	a week.	13 months.	General Paralysis. Brain tough. Membranes thickened. Fluid in the Ventricles. Emphysema of the Lungs.
W. R.	62	10 years.	11½ years.	Senile debility. Fornix soft. Fluid in the Ventricles. Heart large, fatty. Emphysema and Vomica of the Lungs.
W. T.	57	1 month.	8 months.	General Paralysis. Brain tough. Venous congestion. Fluid in the Ventricles. Lungs soft. Heart large.
W. B.	35	3½ months.	22 months.	General Paralysis. Brain tough. Fluid in the Ventricles. Part of right lung soft and approaching to Gangrene.
G. L.	40	1½ years.	5 months.	Fever. Venous congestion of the brain. Lower lobe of right lung approaching Gangrene.
J. P.	43	1 month.	4 months.	Apoplexy Epilepsy. Congestion of the brain. Heart very large.
W. F.	42	10 months.	5 months.	Fever. Epilepsy. Venous congestion of the brain. Emphysema of the Lungs.
S. C.	19	2 years.	2 years.	Epilepsy. Brain and lungs congested. Heart full of blood. Inquest.
B. C.	49	unknown.	2½ years.	General Paralysis. Brain congested. Fluid in the Ventricles. Lower lobe of left lung approaching Gangrene.
W. S.	33	8 days.	1 month.	Fever. Epilepsy. Arterial congestion of the brain. Emphysema of Lungs. Heart large. Only two Aortic valves.
G. R.	37	unknown.	2½ years.	General Paralysis. Ventricles distended, numerous dark points. Heart small. Lungs tubercular.
J. H.	14	14 years.	7 months.	Epilepsy. Membranes congested. Heart large. Emphysema of the Lungs.
G. B.	45	4 months.	14½ months.	General Paralysis. Ventricles distended. Numerous dark points. Heart small. Lungs collapsed.
J. F.	69	2 months.	6 months.	Febrile mania. Fornix corpora striata and optic thalami soft. Aortic valves united by bone.
W. S.	60	2 years.	6½ months.	General Paralysis. Epilepsy. Brain very tough. Heart large. Emphysema of the Lungs.
J. H.	43	several weeks	4½ months.	General Paralysis. Brain tough. Fluid in the Ventricles. Numerous dark points. Heart large.
G. D.	35	9 months.	10 months.	General Paralysis. Brain tough. Ventricles distended. Bronchitis with Emphysema of the Lungs.
W. G.	72	1 week.	5 months.	General Paralysis. Brain soft. Ventricles distended. Emphysema of the Lungs. Heart flabby.

Obituary of Females, 1858.

Name.	Age.	Duration of Insanity.		Cause of Death.
		Prior to Admission.	Subsequent to Admission.	
M. G.	47	3 months.	2½ years.	General Paralysis. Brain tough. Fluid beneath cerebral membranes and in the Ventricles.
E. H.	58	4 months.	1½ years.	General Paralysis. Epilepsy. Cerebrum tough. Cerebellum soft. Emphysema of the lungs.
E. S.	36	3 years.	2 months.	General Paralysis. Epilepsy. Ventricles of Brain distended. Emphysema of the Lungs. Heart large.
H. J.	46	8 months.	3½ years.	General Paralysis. Brain soft. Adhesions and partial consolidation of the Right lung.
S. C.	57	2½ years.	6½ years.	Natural decay. Brain anæmic tough. Ventricles distended. Emphysema and Tubercle of the Lungs.
S. A. H.	33	3 days.	3 years.	Phthisis. Brain anæmic. Numerous tubercles and vomicae of Lungs. Heart large.
S. Q.	38	several years.	8 years.	Phthisis. Brain anæmic. Tubercular consolidation and vomicae of Lungs. Heart large.
C. F.	50	8 months.	2½ years.	Phthisis. Brain anæmic tough. Numerous tubercles and vomicae of Lungs. Ulceration of Ilium.
L. P.	58	2 months.	39 days.	Gradual decay. Brain tough. Ventricles distended. Emphysema of the Lungs. Heart large.
A. T.	25	4 years.	4½ years.	Phthisis. Brain very tough. Heart large. Emphysema. Lobular Pneumonia, and Tubercular consolidation of the Lungs. Epilepsy.
L. K.	12	6 months.	8 months.	Epilepsy. Brain congested. Lobular Pneumonia with Emphysema of the Lungs.
M. O.	49	unknown.	9 years.	Natural decay. Brain tough. Numerous dark points. Emphysema and Tubercle of the Lungs.
E. B.	57	3 years.	9½ years.	Typhoid after Epilepsy. Venous congestion of the Brain. Old cerebral disease Lobular Pneumonia.
E. H.	54	unknown.	9¼ years.	Typhoid after Epilepsy. Brain congested. Emphysema of the Lungs. The whole internal surface of Heart ecchymosed.
E. W.	55	1 month.	3¼ years.	Exhausted by long illness.
R. B.	63	10 years.	10½ years.	Epilepsy and Paralysis.
S. E.	80	1½ years.	10 years.	Age and Infirmary.
A. M.	73	6 weeks.	5 years.	Age and Debility. Brain congested. Fornix soft. Membranes thickened. Heart very large.
M. T.	60	years.	4½ years.	Gradual decay. Brain anæmic tough. Fluid in the Ventricles. Emphysema of the Lungs.

LITTLEMORE ASYLUM,

ACCOUNT

OF THE

RECEIPTS AND PAYMENTS

BY THE TREASURER,

For the Year ending 31st December, 1858.

RECEIPTS.

	£	s.	d.	£	s.	d.
Balance of last year's account; } in the Treasurer's hands				1860	9	4
Ditto in the House Steward's } hands				81	8	11
1. FROM SALE OF:—						
Produce of Garden, (ex- } clusive of the consump- } tion in the House)	1	10	0			
Live stock (ditto)	95	10	0			
Kitchen Stuff	120	2	11			
				217	2	11
2. MAINTENANCE ACCOUNT.						
Of Paupers						
From Unions and Parishes						
(1) In the United Counties and						
Towns						
Abingdon Union	640	16	4			
Banbury Union	581	18	7			
Bicester Union	405	14	3			
Brackley Union	23	3	1			
Bradfield Union	521	4	1			
Chipping Norton Union	539	15	6			
Cookham Union	445	1	11			
Easthampstead Union	97	11	7			
Faringdon Union	316	14	1			
Headington Union	601	13	8			
Henley Union	497	10	1			
Hungerford Union	472	18	3			
Newbury Union	561	12	9			
Oxford	705	0	2			
Reading Union	755	0	7			
Thame Union	207	15	7			
Wallingford Union	644	18	3			
Wantage Union	455	5	8			
Windsor Union	467	9	9			
Witney Union	681	6	5			
Wokingham Union	595	15	9			
Carried forward	10218	6	4	2159	1	2

	£	s.	d.	£	s.	d.
Brought forward	10218	6	4	2159	1	2
Woodstock Union	*488	2	5			
Wycombe Union	97	2	8			
County of Oxford	64	1	3			
County of Berks	46	6	2			
Borough of Reading	44	15	2			
				10958	14	0
(2) In other Counties and Towns						
Cambridge Union	26	15	4			
Highworth Union	8	10	4			
Newbury Union	17	2	0			
Sutton Union	6	3	8			
				58	11	4
N. B. The Weekly rate of charge for Maintenance was Nine Shillings for the first three quarters of the year, and Eight Shillings and Sixpence for the last quarter.						
(3) EXTRA CHARGES.						
Admissions, Removals, &c.						
Abingdon Union	1	14	0			
Banbury Union	3	6	9			
Bradfield Union	0	17	0			
Chipping Norton Union	3	8	0			
Cockham Union	2	2	0			
Faringdon Union	2	17	0			
Headington Union	2	11	0			
Henley Union	2	11	0			
Hungerford Union	1	13	11			
Newbury Union	2	11	0			
Oxford Union	7	1	7			
Reading Union	2	9	3			
Thame Union	0	17	0			
Wallingford Union	2	19	0			
Wantage Union	0	17	0			
Windsor Union	0	17	0			
Witney Union	0	17	0			
Wokingham Union	3	8	0			
County of Oxford	1	1	0			
Cambridge Union	1	4	8			
Highworth Union	1	18	0			
Newbury Borough	0	17	0			
Sutton Union	0	12	0			
				48	10	2
				£13224	16	8

* The Sums thus marked include arrears of 1857.

PAYMENTS.

	1st Quarter 31st March.	2nd Quarter 30th June.	3rd Quarter. 30th Sept.	4th Quarter. 31st Dec.	For the Year.
	£ s. d.	£ s. d.	£ s. d.	£ s. d.	£ s. d.
1. SALARIES AND WAGES.					
(1.) Establishment.					
Officers :—					
Superintendent	87 10 0	87 10 0	87 10 0	112 10 0	375 0 0
Medical Assistant	20 0 0	20 0 0	20 0 0	20 0 0	80 0 0
Chaplain	45 0 0	45 0 0	45 0 0	45 0 0	180 0 0
Clerk of the Visitors	52 10 0	52 10 0	52 10 0	31 10 0	189 0 0
Treasurer	30 0 0	30 0 0
Auditor	7 10 0	7 10 0	7 10 0	7 10 0	30 0 0
Clerk of the Asylum	25 0 0	25 0 0	25 0 0	25 0 0	100 0 0
Housekeeper	8 15 0	8 15 0	8 15 0	8 15 0	35 0 0
Attendants :—					
Head Male Attendant	10 0 0	10 0 0	10 0 0	10 0 0	40 0 0
Ditto Female ditto	7 10 0	7 10 0	7 10 0	7 10 0	30 0 0
Ditto ditto Laundry	5 15 0	5 15 0	5 15 0	6 5 0	23 10 0
Nine Male Sub-Attendants for part of the year, (3 at £25, 3 at £23, and 3 at £20)	50 18 10	49 10 0	47 2 7	49 2 10	196 14 3
Five Female Sub-Attendants, as Nurses to the Male Infirmary, for part of the year, at 8/9 per week each.	21 14 3	22 12 3	23 13 6	23 10 0	91 10 0
Fifteen Female Sub-At- tendants, for part of the year, (3 at £18, 5 at £16, and 7 at £14.)	57 10 0	56 15 8	58 4 4	57 16 0	230 6 0
Two Male Night Attendants at 14s. per week ..	18 4 0	18 4 0	18 4 0	18 4 0	72 16 0
Two Female ditto, for part of the year, at £16 per annum each.	8 0 0	5 16 10	8 9 0	8 0 0	30 5 10
Servants :—					
In-door—					
Porter	5 0 0	5 0 0	5 0 0	5 15 0	20 15 0
Cook	4 0 0	4 0 0	4 0 0	4 0 0	16 0 0
Kitchen Maid	3 10 0	3 10 0	3 10 0	3 10 0	14 0 0
Two House Maids, (1 at £16, and 1 at £10)....	6 10 0	6 10 0	6 10 0	6 10 0	26 0 0
Four Laundry Maids for part of the year, (1 at £16, 1 at £14, 1 at £12, and 1 at £10).....	9 10 0	9 10 0	7 17 7	12 3 4	39 0 11½
Out-door—					
Fireman at 16/- per week, and extra time	10 8 6	10 13 0	10 17 9	10 18 0	42 17 3
Three Stokers (1 at 15/., 1 at 14/, and 1 at 13/6 per week, & extra time	28 12 0	28 13 8	29 3 1	28 15 0	115 3 9
	493 7 7	490 5 5	492 1 10	532 4 2	
At a cost per head per week of ..	0 1 7½22	0 1 7¼73	0 1 7 91	0 1 8½22	
The cost for the whole year is ...	0 1 7½87	per head per	week.		

Carried forward £2007 19 0

	First Quarter. 31st March.	Second Quarter. 30th June.	Third Quarter. 30th Sept.	Fourth Quarter. 31st Dec.	For the Year.
	£ s. d.	£ s. d.	£ s. d.	£ s. d.	£ s. d.
Brought forward.....					2007 19 0
2. Provisions, (see table of comparative prices post.)					
Bacon.....	291 lbs. c. 65/-	370 lbs. c. 63/-	285 lbs. c. 66/-	425 lbs. c. 64/-	12 2 10
Beer.....	4 barrels c. 32/-	4 barrels c. 32/-	4 barrels c. 32/-	7 barrels c. 32/-	11 4 0
Ditto.....	154 do. c. 22/-	166 do. c. 22/-	157 do. c. 22/-	157 do. c. 22/-	172 14 0
Bread in 4lb. loaves.....	11,030 loaves c. 5½d.	11,000 loaves c. 4¾d.	11,400 loaves c. 4¾d.	11,480 loaves c. 4¾d.	215 5 0
Butter (salt).....	1435 lbs. c. 110/-	1,520 lbs. c. 118/-	1,618 lbs. c. 104/-	1,819 lbs. c. 110/-	89 6 6½
Ditto (fresh).....	351 lbs.	325 lbs.	338 lbs.	364 lbs.	25 15 8
Cheese.....	509 lbs. c. 76/-	515½ lbs. c. 76/-	428½ lbs. c. 76/-	492½ lbs. c. 73/-	16 1 1½
Ditto.....	2056 lbs. c. 60/-	1,930 lbs. c. 76/-	1,633½ lbs. c. 40/-	1,926½ lbs. c. 54/-	46 8 10
Currants.....	2,160	2,280	2,340	2,460	2 16 0
Eggs.....	33 sacks c. 37/-	32 sacks c. 34/-	34 sacks c. 31/-	35 sacks c. 32/-	10 15 3
Flour.....	61 1 0	54 8 0	52 14 0	56 0 0	
Lard.....	0 10 0	0 10 0	0 10 0	0 10 0	
Meat. Sides of Mutton.....	13,842 lbs. c. 5½d.	15,433 lbs. c. 5d.	18,761 lbs. c. 5½d.	15,585 lbs. c. 5½d.	349 0 9½
Prime Joints.....	774 lbs. c. 6½d.	931½ lbs. c. 6½d.	1,717½ lbs. c. 7d.	1,154½ lbs. c. 6½d.	31 5 2½
Lamb.....
Sides of Beef.....	5,616 lbs. c. 5½d.	3,915 lbs. c. 5d.	81 11 3	4346 lbs. c. 5½d.	99 11 11
Boned Beef.....	204½ lbs. c. 5d.	192½ lbs. c. 4½d.	3 12 2½	298 lbs. c. 4½d.	5 11 9
Beef Suet.....	480 lbs. c. 5½d.	600 lbs. c. 5d.	12 10 0	555 lbs. c. 7d.	13 8 9
Mutton Suet.....	480 lbs. c. 5½d.	600 lbs. c. 5d.	12 10 0	645 lbs. c. 5d.	13 8 9
Shins of Beef.....	0 17 6	0 9 0
Calf's feet.....	0 6 0
Milk.....	1,365 gals. c. 6½d.	1,440 gals. c. 6½d.	1,290 gals. c. 6½d.	1,470 gals. c. 6½d.	41 6 10
Raisins.....	7 7 0	784 lbs. c. 19/6	6 16 6	...	3 10 0
Rice.....	784 lbs. c. 21/-	56 lbs. c. 58/6	1 9 3	1,344 lbs. c. 16/-	9 12 0
Sugar (loaf).....	91 lbs. c. 60/-	336 lbs. c. 49/6	7 8 6	84 lbs. c. 56/6	2 2 4
Ditto (moist).....	448 lbs. c. 48/-	2,016 lbs. c. 39/6	35 11 0	336 lbs. c. 47/-	7 1 0
Ditto (ditto).....	2,096 lbs. c. 39/-	150 lbs. c. 3/6	26 5 0	2,016 lbs. c. 40/-	36 0 0
Tea.....	150 lbs. c. 3/6	240 lbs. c. 3/-	35 0 0	130 lbs. c. 3/6	22 15 0
Ditto.....	240 lbs. c. 3/-	...	12 3 1	230 lbs. c. 3/-	34 10 0
Tobacco and Snuff.....	13 9 8	12 6 7
Treacle.....	4 6 7	3 9 8
Vinegar, Salt, Mustard, and Pepper.....	4 7 9	4 12 0	4 14 6	...	3 14 5
Miscellaneous (Arrowroot).....	10 16 6	10 2 6	9 18 1	...	18 16 6
	1349 2 8	1276 15 11	1330 3 7	1366 9 9	5323 11 11
At a cost per head per week of ..	0 4 5½89	0 4 2½44	0 4 3½90	0 4 5½5	
The cost for the whole year is ..	0 4 4½09	per head per week	
3. WINE, SPIRITS AND PORTER:—					
Wine and Spirits.....	7 4 0	10 0 0	8 8 0	8 11 0	
Porter.....	2 13 0	5 6 0	6 12 6	6 12 6	
	9 17 0	15 6 0	15 0 6	15 3 6	55 7 0
At a cost per head per week of ..	0 0 0½56	0 0 0½42	0 0 0½34	0 0 0½35	
The cost for the whole year is ..	0 0 0½16	per head per week	
Carried forward.....					£7385 17 11

	First Quarter. 31st March.	Second Quarter. 30th June.	Third Quarter. 30th Sept.	Fourth Quarter. 31st Dec.	For the Year.
	£ s. d.	£ s. d.	£ s. d.	£ s. d.	£ s. d.
Brought forward					7385 17 11
4. NECESSARIES. (Fuel, Lighting and Washing :-					
Candles (composition)	1 7 0	0 13 6	0 13 0	2 12 0	
Ditto (dips)	312 lbs. c. 6/3	156 lbs. c. 6/6	144 lbs. c. 6/4	474 lbs. c. 6/-	11 17 0
Cartage of Coke	10 14 6	16 10 0	17 2 11	19 10 0
Chimney Sweep	1 1 0	1 16 0	0 6 0	0 11 0
Coal (Pinxton hard)	30 tons c. 19/-	80 tons c. 19/-	278 tons c. 18/3	121 tons c. 18/3	111 5 8
Ditto (Moira slack)	30 tons c. 13/9	80 do. c. 13/4	1 13 0
Ditto (Smith's)	3 6 0	1 13 0
Ditto (Rhuabon)	1 19 0
Ditto (Swanwick Hard)	1 19 0
Ditto (Loscoe Hard)	1 18 0
Coke	75 tons c. 12/-	21 tons c. 12/-	111 tons c. 11/-	130 tons c. 11/-	71 10 0
Ditto	89 do. c. 11/-	8 1 0
House Cloths	6 4 7	6 18 0	8 1 0	2 8 0
Hearth Stones	2 8 0	2 8 0	2 8 0	1 0 0
Holly	4 10 0
Lamp Cottons	4 10 0	2 15 0	2 8 0	5 8 0
Lamp Glasses	4 1 0
Musicians	2 2 0
Oil (Southern)	256½ gals. c. 3/11	36 gals. c. 3/9	24 gals. c. 3/6	358 gals. c. 3/6	62 13 0
Ditto (Sperm)	11 do. c. 7/6	10 do. c. 7/6	14 do. c. 8/-	23 do. c. 8/-	9 4 0
Ditto (Colza)	49½ do. c. 4/6	12½ do. c. 4/4	26 do. c. 4/4	5 12 8
Ditto (Sweet)	2 0 0
Soap (Yellow)	3,096 lbs. c. 36/6	3,056 lbs. c. 36/-	3,053 lbs. c. 36/6	2,946 lbs. c. 35/6	46 13 9½
Ditto (Soft)	384 lbs. c. 16/6	384 lbs. c. 16/6	384 lbs. c. 16/6	320 lbs. c. 16/3	4 1 3
Soda	1,588 lbs. c. 7/-	1,489 lbs. c. 7/6	1,797 lbs. c. 8/-	1,470 lbs. c. 8/-	5 5 0
Starch and Blue	2 15 11½	2 15 3
Washerwomen and Char- women	2 16 6	2 5 0	7 9 0	4 11 0
Wood	28 2 6
Hire of horse to pump water	2 16 0	1 4 0
Miscellaneous (Blackening &c)	3 10 11	1 7 8	1 3 2	2 19 6½
	274 13 11	339 12 8	437 3 7	384 1 2	1435 11 4
At a cost per head per week of ..	0 0 10½55	0 1 1½55	0 1 5,32	0 1 2½62	
The cost for the whole year is ..	0 1 2 26	
5. SURGERY AND DISPENSARY.					
Drugs	11 19 10	14 13 1	3 19 3	8 16 6	
Leeches	2 3 6	
Occasional Medical Assis- tance	2 2 0	
Sundries	1 3 10	
	11 19 10	17 18 11	3 19 3	11 0 0	44 18 0
At a cost per head per week of ..	0 0 0¼90	0 0 0¼84	0 0 061	0 0 0¼70	
The cost for the whole year is	
Carried forward					£8866 7 3

	First Quarter. 31st March.	Second Quarter. 30th June.	Third Quarter. 30th Sept.	Fourth Quarter. 31st Dec.	For the Year.
	£ s. d.	£ s. d.	£ s. d.	£ s. d.	£ s. d.
Brought forward					8866 7 3
6. CLOTHING,					
Barnsley roll towelling...		311½ yds. c. 7d.	9 1 8		
Bonnets (straw).....	9 12 0				
Bonnet Ribbon	3 5 6				
Boots, Shoes and Slippers...				192 4 10	
Buttons	6 18 8			2 11 0	
Calico (blue print)		805½ yds. c. 4½d.	15 2 0½		
Ditto (colored ditto)		641 do. c. 5½d.	15 0 5½		
Ditto (shirting)		831 do. c. 3½d.	11 13 8½		
Ditto (ditto)		731½ do. c. 4d.	12 3 10		
Ditto (unbleached)	689 yds. c. 4d.	309½ do. c. 3d.	3 17 4½		
Ditto (ditto)		1196½ do. c. 4d.	19 18 10		
Cloth mens' grey woollen...		656½ do. c. 7½d.	147 15 4½		
Ditto (mens' brown tweed)...		439½ do. c. 2½d.	49 18 7		
Ditto (mens' grey tweed)...		219½ do. c. 2½d.	24 18 5½		
Ditto (womens' grey woollen)		392½ do. c. 3½d.	62 3 8½		
Ditto for suit of clothes....	3 12 9				
Ditto for caps (mens').....	4 14 2				
Cotton (knitting)	3 2 6				
Ditto (mending)			1 12 0		
Ditto (reel).....	12 16 0				
Forfar (stout).....		470 yds. c. 6½d.	13 4 4½		
Ditto (towelling)		221 do. c. 6½d.	5 12 9½		
Ditto (wrapping)	0 10 3		2 18 0		
Flannel (Welsh)		569 do. c. 11½d.	26 13 5½	0 17 6	
Fustain	102½ yds. c. 1½d.				
Handkerchiefs (mens')	5 11 0	24 doz. c. 2½d.	2 18 0		
Ditto (womens')		12 doz. c. 2½d.	1 11 0		
Hats (felt)	7 4 0		6 12 0	7 13 1	
Laces (stay)	2 10 0		1 5 0	2 12 0	
Leather and Materials for					
Shoes	20 9 7		23 0 3		
Linen (check gown)		597½ yds. c. 8½d.	22 1 11		
Ditto (stripe)		104½ yds. c. 8½d.	3 14 0½		
Neckerchiefs (mens')	24 doz. c. 4½d.	49½ doz. c. 4½d.	10 16 7		
Shoemaker	11 14 0		11 12 6	11 8 0	11 7 3
Tailor	26 0 10		25 13 1	25 15 11	26 3 8
Selesia lining	0 12 6				
Stays (womens')		6 doz. c. 18½d.	5 11 0		
Stockings (mens' worsted)		12 doz. c. 19½d.	11 14 0		
Ditto (mens' cotton)		12 doz. c. 9½d.	5 8 0		
Ditto (womens' cotton).....		24 doz. c. 5½d.	6 12 0		
Tape (brown).....	8 8 0				
Ditto (white).....	4 2 0				
Velveteen	26 yds. c. 2½d.				
Worsted	6 6 0				
Thread, Needles, &c.	18 0 3			5 0 0	
	175 8 4	534 6 9½	71 4 2	248 9 4	1029 8 7½
At a cost per head per week of ..	0 0 6½81	0 1 972	0 0 2½12	0 0 9½57	
The cost of the whole year is	0 0 1055				
Carried forward					£9895 15 10½

	1st Quarter. 31st March.	2nd Quarter. 30th June.	3rd Quarter. 30th Sept.	4th Quarter. 31st Dec.	For the Year.
	£ s. d.	£ s. d.	£ s. d.	£ s. d.	£ s. d.
Brought forward					9895 15 10½
7. FURNITURE.					
Baskets	13 8 10	7 18 6	4 0 10	
Bed Furniture (dimity)	12 1 6	
Blankets	85 5 0	
Canvas	3 2 7	3 3 9	
Canework for Stretchers ..	2 0 10	
Carpet	2 17 6	
Chamber Ware of Gutta					
Percha	19 18 6	
Coal Scuttles	3 0 0	
Combs and Brushes	4 14 0	4 4 0	4 14 0	4 4 0	
Crockery	16 15 9	5 17 8	6 5 2	
Culinary Utensils, Brushes,					
Mops, &c.	19 17 6	14 4 6	20 14 2	12 9 3	
Cutlery Repairs	0 17 2	0 5 6	0 14 8	0 17 11	
Dowls for Sheets	80 16 3½	
Huckaback for Table Cloths	13 18 7¾	
Horsehair for Mattresses...	44 0 0	
Knives and Forks	3 3 0	
Lamps and Lanthorns	6 17 3	
Mats	8 14 0	
Pails	5 14 0	
Razors	1 4 0	
Razor Strops	1 14 0	
Rugs (woollen)	28 7 2	
Sackings	3 0 0	3 0 0	
Scrim cloth for pillows....	2 13 2¼	
Shoebrushes	4 4 0	
Spectacles	2 8 0	
Sponge	4 4 0	3 17 0	
Steels	1 4 0	
Table Cloths	6 5 0	
Tin baking dishes	6 6 0	
Tin Cans	1 8 0	
Tin Plates	2 8 0	
Twine and Rope	1 4 0	2 17 6	
Ward Keys and Rings	2 6 9	
	151 13 7	207 4 9½	68 6 4	88 2 2	515 6 10½
At a cost per head per week of ..	0 0 604	0 0 8,85	0 0 2½67	0 0 3½67	
The cost for the whole year is.....	0 0 5,30				
8. FUNERAL AND EXTRA CHARGES					
Funeral Fees, Tolling					
Bell, &c.	2 0 6	1 16 0	2 0 6	1 11 6	
Coffins	6 6 0	3 3 0	3 3 0	6 6 0	
Medical Certificate of a Pa-	1 1 0	
tient on Admission	
Expences of Removal of Pa-	3 15 3	1 12 9	0 12 0	
tients	2 5 0	2 0 0	
Payment to Patients on trial	
	8 6 6	12 0 3	6 16 3	10 9 6	37 12 6
9. REPAIRS.					
Foreman of repairs	12 10 0	
Blacksmith	17 6 0	8 11 0	3 12 0	5 3 0	
Barrow and Axe handles ..	0 14 10	
Carried forward	18 0 10	8 11 0	3 12 0	17 13 0	10448 15 3

	1st Quarter. 31st March.	2nd Quarter. 30th June.	3rd Quarter. 30th Sept.	4th Quarter. 31st Dec.	For the Year
	£ s. d.	£ s. d.	£ s. d.	£ s. d.	£ s. d.
Brought forward	18 0 10	8 11 0	3 12 0	17 13 0	10448 15 3
Carpenter	13 0 0	13 0 0	13 0 0	13 0 0	
Gas Tar	1 7 6	
Mason	11 19 3	11 17 9	12 13 9	14 12 5	
Labourers	8 18 6	8 13 0	9 2 0	8 5 0	
Paint	0 4 8	
Spun Yarn	1 8 0	
	52 3 3	43 9 3	39 15 9	53 10 5	188 18 8
At a cost per head per week of ..	0 0 2,26	0 0 1 $\frac{1}{2}$ 89	0 0 1 $\frac{1}{2}$ 21	0 0 2,30	
The cost for the whole year is ..	0 0 1 $\frac{3}{4}$ 41				
10. GARDEN EXPENCES.					
Gardener	13 0 0	13 0 0	13 0 0	13 0 0	
Assistants in Garden	7 16 0	7 15 0	7 16 0	7 10 0	
Labourers	14 18 0	23 8 6	23 7 0	29 18 0	
Clay	1 16 0	
Seeds	2 15 0	3 5 0	0 14 0	
Tools	1 11 0	3 10 7	3 14 0	1 10 0	
Payments on Live Stock					
Account	0 6 0	0 3 6	0 13 3	0 3 0	
Straw, Beans, Barley, &c.	27 7 0	23 1 0	28 15 0	31 16 0	
	67 13 0	74 3 7	79 1 3	84 11 0	305 8 10
At a cost per head per week of ..	0 0 2 $\frac{1}{2}$ 72	0 0 2 $\frac{3}{4}$ 76	0 0 3,35	0 0 3 $\frac{1}{4}$ 12	
The cost for the whole year is ..	0 0 2 $\frac{3}{4}$ 98				
11. RATES, TAXES AND INSURANCE.					
Rates and Taxes	1 6 2	1 10 11	1 7 9	3 9 8	
Insurance	16 7 9	
	17 13 11	1 10 11	1 7 9	3 9 8	24 2 3
At a cost per head per week of ..	0 0 0 $\frac{1}{2}$ 80	0 0 024	0 0 021	0 0 054	
The cost for the whole year is ..	0 0 0 90				
12. MISCELLANEOUS.					
Advertisements, Printing,					
Postage, and Stationery.	61 15 0	15 7 10	33 10 1	36 12 4	
Carriage of Parcels	1 15 1	2 13 6	0 11 0	1 10 8	
Escape Expenses	4 17 9	0 1 0	
Chessmen & Skittles	1 6 0	
	68 7 10	18 1 4	35 8 1	38 3 0	160 0 3
At a cost per head per week of ..	0 0 2 $\frac{1}{5}$ 84	0 0 0 $\frac{1}{2}$ 86	0 0 1 $\frac{1}{4}$ 53	0 0 1 $\frac{1}{4}$ 92	
The cost for the whole year is ..	0 0 1 $\frac{1}{2}$ 28				
Cash in the hands of House Steward					72 14 0
Balance in the hands of Treasurer					2024 17 5
					£13224 16 8

SUMMARY OF THE COST PER HEAD PER WEEK IN 1858.

	1st Quarter. 31st March.		2nd Quarter. 30th June.		3rd Quarter. 30th September.		4th Quarter. 31st Dec.		The Year.	
Salaries and Wages	s. 1	d. 7½, 22	s. 1	d. 7½, 73	s. 1	d. 7, 91	s. 1	d. 8½, 62	s. 1	d. 7½, 87
Provisions	4	5½, 89	4	2½, 44	4	3½, 90	4	5, 15	4	4½, 0½
Wine, Spirits and Porter		½, 56		½, 42		½, 34		½, 35		½, 16
Necessaries		10¾, 55	1	1½, 55	1	5, 32	1	2¾, 62	1	2, 26
Surgery and Dispensary		½, 90		½, 84		, 61		½, 70		½, 76
Clothing		6¾, 81	1	9, 72		2¾, 21		9½, 57		10, 55
Furniture		6, 04		8, 85		2½, 67		3¼, 67		5, 30
Repairs		2, 26		1½, 89		1½, 21		2, 30		1¾, 41
Garden Expenses		2½, 72		2¾, 76		3, 55		3¼, 12		2¼, 98
Rates and Taxes		½, 80		, 24		, 21		, 54		, 94
Miscellaneous		2½, 84		½, 86		1½, 53		1¼, 92		1½, 28
Less Receipts from Sales of Produce Labour &c.	8	9¾, 59 1¾, 16	9	11½, 30 1¼, 17	8	4½, 17 4, 57	9	1½, 56 1¼, 16	9	0¾, 60 2, 51
Total	8	8, 43	9	10½, 13	8	0½, 60	9	0½, 40	8	10¾, 09
Average number of Patients	470		465		467		470		468	
Aggregate Days of Residence	42,386		42,382		42,995		43,283		171,046	

BALANCE SHEET 1858.

RECEIPTS.				PAYMENTS.			
	£	s.	d.		£	s.	d.
1.	Balance in the hands of Treasurer			1.	Salaries and Wages	2007	19 0
2.	at the end of Last year	1860	9 4	2.	Provisions	5322	11 11
3.	Cash in the hands of House Steward; ditto	81	8 11	3.	Wine Spirits and Porter	55	7 0
	From Sale of Produce, &c.	217	2 11	4.	Necessaries	1435	11 4
	For Maintenance of Patients	11017	5 4	5.	Surgery and Dispensary	44	18 0
	For Extra Charges	48	10 2	6.	Clothing	1029	8 7½
				7.	Furniture	515	6 10½
				8.	Extra Charges and Funerals	37	12 6
				9.	Repairs	188	18 8
				10.	Garden Expenses	305	8 10
				11.	Rates, Taxes and Insurance	24	2 3
				12.	Miscellaneous	160	0 3
					Cash in hands of House Steward	72	14 0
					Balance in the hands of Treasurer	2024	17 5
						£13,224	16 8

CLOTHING

Made in the Asylum in 1858.

BY THE TAILOR AND MALE PATIENTS.

Mattresses, ticking re-made	94
Pillows, ditto	80
Jackets, cloth	171
Waistcoats, ditto	166
Trowsers, ditto	343
Caps, ditto	43

897

BY WARD ATTENDANTS AND
FEMALE PATIENTS.

Coverlids ticking re-made..	22
Mattresses, ticking	30
Ditto re-made'	147
Pillows, ticking	36
Ditto, re-made	93
Ditto, Epileptic	48
Ditto, re-made	16
Sheets	351
Pillowcases	26
Ditto, Epileptic	155

924

Brought forward

924

Aprons	233
Bonnets (sun)	72
Caps, Mens' knit night	53
Chemise	276
Ditto, flannel	84
Drawers, flannel	36
Ditto, ticking	25
Frocks, smocks	100
Gowns, calico	176
Ditto, linen	13
Ditto, night	81
Ditto, ticking	12
Neckerchiefs, (hemmed) ..	882
Petticoats	125
Shawls	6
Shirts	360
Ditto, flannels	84
Stockings, knitted	98
Round towels	131
Bath, ditto	185
Chamber ditto	60
Table cloths	60

Total

4076

ESTIMATED ACCOUNT OF VEGETABLES AND LIVE STOCK.

	£	s.	d.		£	s.	d.
To Store January				By Consumption			
1st 1858	117	10	0	of 1858	200	19	7
Vegetable Produce				Sales of 1858	1	10	0
of 1858.	249	19	7	Store December			
				31st 1858	165	0	0
	£367	9	7		£367	9	7

Excess of Produce over Consumption £49 0 0

<i>Outlay.</i>	£	s.	d.	<i>Produce.</i>	£	s.	d.
To Live Stock (at				By Vegetables	249	19	7
the beginning				Sale of Live			
of the year)	63	5	0	Stock	95	10	0
Seeds, Labor				Value of ditto			
and Tools	193	4	1	consumed	40	3	7
Payments on Live				Live Stock on			
Stock Account	1	5	9	hand (at the			
Straw, Meal,				end of year)	78	16	0
Beans, &c.	110	19	0				
				Produce	464	9	2
				Outlay	368	13	10
	£368	13	10	Balance in favor			
				of Produce	£95	15	4

J. J. ANDREWS,
House Steward and Clerk of the Asylum.

