

**Ninth annual report of the Committee of Visitors, Medical Superintendent, and chaplain. : With an account of receipts and expenditure, for the year ending 31st December, 1879 / Moultsford Lunatic Asylum.**

**Contributors**

Moultsford Lunatic Asylum.  
Cherry, George C.  
Gilland, Robert B.  
Circuitt, R. W. Perry.  
Stott, Edwin.

**Publication/Creation**

[Place of publication not identified] : [publisher not identified], [1880?]

**Persistent URL**

<https://wellcomecollection.org/works/w9jhnp8z>

**License and attribution**

This work has been identified as being free of known restrictions under copyright law, including all related and neighbouring rights and is being made available under the Creative Commons, Public Domain Mark.

You can copy, modify, distribute and perform the work, even for commercial purposes, without asking permission.



Wellcome Collection  
183 Euston Road  
London NW1 2BE UK  
T +44 (0)20 7611 8722  
E [library@wellcomecollection.org](mailto:library@wellcomecollection.org)  
<https://wellcomecollection.org>

1879.



MOULSFORD LUNATIC ASYLUM.

---

Ninth Annual Report

OF THE


COMMITTEE OF VISITORS,  
MEDICAL SUPERINTENDENT,  
AND CHAPLAIN.

WITH AN ACCOUNT OF

RECEIPTS AND EXPENDITURE,

FOR THE

YEAR ENDING 31ST DECEMBER, 1879.



Digitized by the Internet Archive  
in 2018 with funding from  
Wellcome Library

<https://archive.org/details/b30310192>



# Committee of Visitors

(APPOINTED FOR THE YEAR 1880).

---

\*†GEORGE CHARLES CHERRY, Esq. (CHAIRMAN),  
DENFORD HOUSE, HUNGERFORD.

\*†JOHN SAMUEL BOWLES, Esq. (VICE-CHAIRMAN),  
MILTON HILL, NEAR ABINGDON.

DANIEL BENNETT, Esq.,  
FARINGDON HOUSE, FARINGDON.

RICHARD BENYON, Esq.,  
ENGLEFIELD HOUSE, NEAR READING.

\*THOMAS LEINSTER GOODLAKE, Esq.,  
WADLEY HOUSE, NEAR FARINGDON.

\*†JOHN KIRBY HEDGES, Esq.,  
THE CASTLE, WALLINGFORD.

\*THOMAS JOSEPH HERCY, Esq.,  
CASTLE HILL, MAIDENHEAD.

WILLIAM CHARLES KING, Esq.,  
WARFIELD HALL, BRACKNELL.

LIEUT.-COL. ROBERT LOYD-LINDSAY, V.C., M.P.,  
LOCKINGE HOUSE, NEAR WANTAGE.

JOHN WALTER, Esq., M.P.,  
BEAR WOOD, NEAR WOKINGHAM.

PHILIP WROUGHTON, Esq., M.P.,  
WOOLLEY PARK, NEAR WANTAGE.

*Visitors for the County of Berks.*

\*CHARLES JAMES ANDREWES, Esq.,  
READING.

HENRY BILSON BLANDY Esq.,  
READING.

*Visitors for the Borough of Reading.*

\*JAMES PORTEOUS JACKSON, Esq.,  
NEWBURY.

*Visitor for the Borough of Newbury.*

---

J. T. MORLAND, ABINGDON,  
*Clerk to the Visitors.*

\* Members of the Finance and Repairs Sub-Committee.

† Members of the Farm Sub-Committee.



## OFFICERS.

---

Medical Superintendent.

ROBERT BRYCE GILLAND, M.D.

Assistant Medical Officer.

JOHN BARRON, M.A., M.D.

Chaplain.

REV. RICHARD WM. PERRY CIRCUITT, A.K.C.

Clerk to the Committee of Visitors.

JOHN THORNHILL MORLAND, M.A.

Steward, and Clerk of the Asylum.

EDWIN STOTT.

Housekeeper.

MRS. HORTON.

REPORT  
OF THE  
COMMITTEE OF VISITORS.

---

To the Justices of the County of Berks in Quarter Sessions : the Council of the Borough of Reading : and the Justices of the Borough of Newbury.

THE COMMITTEE of VISITORS of the MOULSFORD  
ASYLUM

*R E P O R T*

That the state and condition of the Asylum are good, although its sufficiency for the proper accommodation of the patients in it during the year now expiring has been severely tried, because, from time to time, parts of it have been withdrawn from their ordinary use, or have been crowded by work-people for the purposes of the extensions or of the alterations connected with them. The management of the Asylum merits high commendation, the more because it has had to cope with the difficulties necessarily attendant upon large building operations, carried on all around and even within the inhabited parts of the Asylum. The conduct of the officers and of the servants, and the care of the patients, have been, with one or two excep-



tions, praiseworthy. Unfortunately two deaths of patients have required special investigations by the Visitors. One of them was due to an almost momentary lapse of vigilance on the part of an attendant, the other to a more culpable neglect of duty, followed by an extraordinary want of prompt action in an emergency. The increase of duties thrown upon some of the superior officers and attendants by the building works, and by the preparations for receiving larger numbers of patients, have made it incumbent on the Visitors to raise their salaries, and it has been thought right in some instances to give the full increase which the Asylum, after its extension, will require.

The Revd. R. W. Perry Circuit, vicar of Cholsey, has been appointed to the Chaplaincy of the Asylum, in the place of the Revd. W. Kirkby, whose death was mentioned in the last report.

Two of the Commissioners in Lunacy visited the Asylum in September last.

On the 1st of July last, the right to keep Berkshire patients in the Asylum at Littlemore ceased by agreement, and the Visitors were called upon to provide for 83 patients of that County, who were on that day entitled to be placed on the books of this Asylum, but for whom accommodation could not be found within its walls. The Visitors of the Littlemore Asylum gave willing assistance to this task, and, by continuing some contracts for the receipt of patients at Asylums for Buckinghamshire and Kent, were able to undertake for



the care of all the 83. The stipulated weekly rate for their maintenance and lodging is 15s. for each. It has not been possible to withdraw the patients, 20 in number, who have been at the Sussex Asylum for about two years, at a weekly rate of 14s. a-piece. The Visitors of Moultsford have now, therefore, contracted for the accommodation of 103 patients on their books, but for whom their own Asylum has not room. It is hoped that the extensions will be in such a state of forwardness next Spring that the Visitors may then begin to reduce the numbers of these out-patients. It has been determined to charge for each patient on the books the same weekly rate for maintenance (*i.e.*, the Moultsford rate), and the sum of 3s. 6d. a week for lodging-money for each patient of a member of the Union under care, beyond the number allotted to it by the agreement of Union of 1867. Thus, for the current quarter, Berkshire will pay for 78 in excess, Reading for 28, and Newbury for 6. It must be borne in mind that Unions or parishes pay the maintenance rates, counties or boroughs the lodging-money.

The works of the extensions were seriously delayed by the long and severe frost of the winter 1878-9. It was late in the Spring before the Contractors recommenced vigorous operations. Under these circumstances the Committee cannot hope to have the Asylum handed over complete at the stipulated time. It will be necessary to urge all possible expedition, so as to stop at the earliest day expenditure for lodging-money. The Committee have taken upon themselves to order beds



and bedding for some of the new dormitories and some articles of clothing or materials for them, which may be worked up by the female patients. The outlay under these heads will be about 1,000*l*. The Committee ask for votes sanctioning this course, and they request that further votes of 1,000*l*. for additional furniture and clothing may be allowed. The Committee, if continued, will endeavour at Easter to present full estimates for all the requirements under these heads; they ask for the above as votes on account.

Calls to the amount of 575*l*. per share on account of the New Buildings have been made, to the amount, in all, of 32,775*l*., viz. :—

From the County of Berks	...	...	...	£25,300
„ the Borough of Reading	...	...	...	5,175
„ the Borough of Newbury	...	...	...	2,300

It is incumbent on the Committee to make further calls of 100*l*. on each share, payable on 1st of February, and 100*l*. on each share, payable on 1st of April. Under this,

Berkshire will have to pay 4,400*l*. on the 1st of February.

Reading	„	„	900 <i>l</i> .	„	„
Newbury	„	„	400 <i>l</i> .	„	„

and like sums on the 1st of April.

Recently some lands, chiefly arable, in close proximity to the Asylum and belonging to Charles Morrison, Esq., have become vacant. They consist of 84a. 1r. 3p. The Committee, considering that the tenancy of these lands for Asylum purposes will conduce very materially to the healthy employment of the

patients and the cure of many of them, as well as to their economical maintenance, have negotiated, subject to the approval of the Bodies in Union, for a lease of them. They may be had for a term of 16 years at an annual rent of 165*l.*, the tithe rent-charges payable on them amounting to the sum (apportioned), of 29*l.* 6*s.* a year. The Visitors strongly advise that their agreement for these lands be approved. In case of such approval they would further ask for a vote of credit of 450*l.* for the stocking of them.

The cost of Additions and Improvements for the year to 1st October, 1879, amounted to 186*l.* 19*s.* This sum was expended on the cottages recently purchased. The amount for repairs and renewals for the same period has been 585*l.* 14*s.* 2*d.*

Lodging-money for the same period to the Sussex Asylum, and for one quarter to the Littlemore Asylum, has been paid to the amount of 382*l.* 6*s.* 6*d.*

Lodging-money for the year to 1st July has been received, from the Bodies in Union, to the amount of 364*l.* 11*s.*, viz. :—

From the Borough of Reading	...	...	...	£292 18 0
„ the Borough of Newbury	...	...	...	71 13 0
				<hr/>
Total	...	...	...	£364 11 0
				<hr/>



The Patients now [19th Dec., 1879] on the books of the Asylum are :—

	M.	F.	TOTAL.
Of Parishes in Berkshire ... ..	132	164	296
„ the County of Berks ... ..	4	0	4
„ Parishes in the Borough of Reading ...	34	45	79
„ „ „ Newbury ...	15	16	31
<b>TOTAL</b> ... ..	<b>185</b>	<b>225</b>	<b>410</b>

In the Moulsoford Asylum there are :—

	M.	F.	TOTAL.
Patients of Unions in Berkshire ... ..	93	115	208
„ „ the County of Berks .. ...	2	0	2
„ „ Parishes in the Borough of Reading	30	43	73
„ „ Parishes in the Borough of Newbury	14	12	26
<b>TOTAL</b> ... ..	<b>139</b>	<b>170</b>	<b>309</b>

In the Hayward's Heath (Sussex) Asylum there are :—

	M.	F.	TOTAL.
Patients of Unions in Berkshire ... ..	5	5	10
„ „ Parishes in the Borough of Reading	4	2	6
„ „ Parishes in the Borough of Newbury	1	2	3
<b>TOTAL</b> ... ..	<b>10</b>	<b>9</b>	<b>19</b>

In Littlemore Asylum, or in other Asylums under contract with its Visitors, there are :—

	M.	F.	TOTAL.
Patients of Unions in Berkshire ... ..	34	44	78
„ „ the County of Berks ... ..	2	0	2
„ „ Parishes in the Borough of Newbury	0	2	2
<b>TOTAL</b> ... ..	<b>36</b>	<b>46</b>	<b>82</b>

Since the 20th December, 1878 (the date of the last Report) there have been admitted 40 Males and 46 Females. Total 86.

The discharges have been :—

	M.	F.	TOTAL.
Of Patients recovered... ..	20	21	41
„ „ relieved ... ..	1	3	4
„ „ not improved ... ..	2	4	6
TOTAL ... ..	23	28	51

Of these 3 Males and 8 Females were removed to other Asylums.

23 Males and 8 Females have died. Total 31.

Upon the aggregate numbers on the books of the Asylum there has been a decrease of 7 Males and an increase of 9 Females, being a total increase of 2 only.

The Establishment consists of:—


	M.	F.	TOTAL
† A Medical Superintendent	5	1	6
A Chaplain			
* An Assistant Medical Officer			
A Clerk to the Visitors			
A Steward and Clerk of the Asylum	7	0	7
* A Housekeeper			
† A Farm Bailiff			
† An Engineer			
A Carpenter	15	15	30
† A Gardener			
A Baker			
† A Gasman			
A Stoker	1	7	8
* Attendants ... ..			
* In-door Servants ... ..			
Out-door ditto ... ..	5	0	5
TOTAL ... ..	33	23	56

\* Resident, with board.

† Resident only.

For the Committee of Visitors,  
 GEORGE C. CHERRY,  
 CHAIRMAN.

December 19th, 1879.





REPORT  
OF THE  
RESIDENT PHYSICIAN AND MEDICAL SUPERINTENDENT.

---

*To the Committee of Visitors of the Berks, Reading,  
and Newbury Lunatic Asylum.*

GENTLEMEN,

In presenting his Ninth Annual Report, the Medical Superintendent takes this opportunity of stating that the year 1879, to which the report refers, has been an exceedingly difficult and trying period, on account of the extensions or alterations in the structure of the fabric which have been in progress during the year in the interior of the asylum, and more especially in the kitchen and laundry department; the latter being yet in an unfinished state; but notwithstanding the exceptional difficulties in the conduct of the asylum, which necessarily sprung from those operations, the work of the institution has been uninterrupted; and although the asylum contains twenty-four inmates beyond the number it was built to accommodate, it has not been found necessary to put a temporary stop to the further admission of patients.

On the 1st of January, 1879, the asylum contained 306 patients, of whom 146 were males and 160 females.



In the course of the year, 85 patients were admitted, of whom 40 were males and 45 were females; 41 were discharged recovered, 4 relieved, 8 not improved, and 31 died; leaving at the end of the year 140 males and 167 females, or a total of 307 patients resident in the asylum, being only an addition of one to the number with which the year was commenced. This insignificant increase may be viewed as a very satisfactory numerical result, if contrasted with the usual annual increment in the number resident at the close of the year, which, in general, is so characteristic a feature of the annual statistics of similar institutions. The total number treated during the year was 391, an increase of six upon the number for the previous year.

The total number of patients admitted during the year was 85, or 2 less than the number for 1878, and of those 8 had been previously inmates of this asylum, nine were brought from other asylums, and 23 from workhouses. Their division as regards sex was 40 males and 45 females, and in their general characteristics they did not differ materially from the admissions of recent years. As regards curability or prospect of recovery, the admissions of the year, although not favourable in this respect, were somewhat better than those of 1878, as out of 85 admissions, 26 were reckoned to be curable, and in regard to 14, this result was considered to be dubious. In regard to 18 of the former, the favourable prognosis anticipated had been realised before the expiration of the year.

The number of those admitted who had exhibited suicidal tendencies prior to admission was slightly in excess of that for the preceding year, inasmuch as 34 out of 85 were recorded in the admission schedules as having manifested suicidal proclivities and of these 14



had made actual attempts at suicide prior to admission. It is, however, a subject for congratulation that none of the numerous suicidal patients admitted during 1879 effected their fatal purpose after admission; that several of them are now in a state of convalescence, and that 5 have already been discharged recovered. The persistent refusal of food, having frequently its origin in a suicidal motive, may be noticed here, as it was found to be a frequent symptom of mental alienation on admission; it having been noted as evinced by 30 of those admitted; the proportions as regards sex being exactly equal, and in the case of 21 this perversion of natural instinct had to be combated by artificial alimentation. The stomach-pump was consequently brought into requisition 356 times during the year in the treatment of those 21 patients, the majority of whom had only to be thus fed but a few times; but one female was thus operated on 43 and one male 79 times. About one-half of the admissions were either wet or dirty in their habits or manifested destructive propensities.

The physical health and bodily condition presented by the patients on admission corresponded closely to the experience of previous years in this respect, and as usual, the association of mental alienation with either feeble health or some species of physical ailment was frequently observed. Thus, out of 85 admissions, only 23 are recorded as exhibiting good bodily health and condition; in regard to 46, their bodily health was noted as indifferent, or not good, and in addition, one-half were in reduced bodily condition; the remaining 16 admissions were in feeble health, and besides, one-half of them were in an emaciated or greatly-reduced bodily condition. Of the latter, four only survived a few weeks after admission. In regard to the various physical maladies present on



admission, by far the most frequently observed was organic disease of the heart; and 16 patients, equally divided as regards sex, were on auscultation, found to be the subjects of this disease. Six patients were admitted affected with blindness, four of whom were partially, and two completely blind.

The number of those admitted affected with Paralysis, General Paralysis, or Epilepsy, was somewhat less than that of the preceding year, and below the average usually met with in this Asylum. Thus, 2 were the subjects of ordinary Paralysis, 3 of General Paralysis, and 9 were Epileptics. A considerable increase in the proportion of senile cases amongst the admissions has to be noted, as 10 patients were received whose age exceeded 70, and varied between that and 80.

In respect to the form of insanity manifested on admission, there has been but little deviation from the statistics of the previous year, and the various forms of mental disease have occurred in nearly similar proportions. Thus, 23 were found to be affected with Mania, 20 with Melancholia, 9 with Monomania, 30 with Dementia, and 3 with Amentia. The noticeable feature of this list is again the paucity of cases under the head of Mania, contrasted with the large proportion grouped under Dementia, which must militate greatly against the chance of future recovery.

Regarding the cause of insanity and its duration prior to admission as tabulated, concerning those admitted, it may be stated that there is nothing very special to remark. In accordance with previous experience, the causes when elucidated have, with few exceptions, been found to be of a physical nature; but the difficulties encountered in procuring reliable information on this head are such as to render the compilation of an accurate



or complete list an impossibility. Consequently, it is found that in regard to nearly one-half of the admissions no reliable information has been obtained, and the cause in consequence put down as unknown. The physical causes most frequently enumerated are hereditary tendency, predisposition from previous attacks, and intemperance in the use of alcoholic beverages, to which cause mental alienation was attributed in only six instances, which but imperfectly represents the extent to which this evil prevails. Hereditary Predisposition has been found to exist in the case of 30 of the admissions, 36 were stated to be free from hereditary taint, and in regard to 19 no information could be obtained. As regards the duration of insanity prior to admission, it is satisfactory to observe that in the case of 44, or fully one-half of those admitted, mental alienation was within three month's duration, and in the majority of instances, had not existed longer than one month. From this and other circumstances, it is inferred that there is now a growing tendency to bring patients to the asylum at an earlier stage of their malady; and if such be the fact, an increase both in the number and proportion of recoveries may be hopefully anticipated in future. To conclude the preceding observations upon the admissions of 1879, it may be stated that, at the termination of the year, 18 had been discharged recovered, 2 relieved, and 11 had died, leaving 54 still resident in the asylum.

The most notable feature in the medical history of the asylum during the year has been the large number of patients who have been discharged recovered. Since the beginning of the year 41 patients have been sent out with their mental faculties restored, and in nearly every case a corresponding improvement had become developed in their bodily health and physical condition. This is



the highest number of recoveries that has been reached during the nine years that the asylum has been in full operation as a curative institution. It ought also to be mentioned, as showing the genuine nature of the recoveries, that up to the end of the year only two of those discharged recovered had been brought back to the asylum on account of mental relapse, and of those, one was a case of recurrent mania, whose return sooner or later was expected as a matter of course. Calculated upon the admissions, the recoveries yield a per-centage of 48·2, and excluding transfers from other asylums, 53·95. The ratio of recovery has never been so great in this asylum; the nearest approach to it having occurred in the year 1872, when it stood at 40·4. That this ratio is considerably above the average is evident when it is compared with that yielded by the English County and Borough Asylums for the year 1878 which, exclusive of transfers, is given as 40·38 in the statistical table published by the authority of the Commissioners in Lunacy. Attention may also be directed to another gratifying feature manifested by the recoveries of the past year, viz., that one-fourth of those discharged recovered had been under treatment in the asylum for various periods exceeding one year. Thus, 5 had been here between one and two years, 4 between two and three years, 1 between three and four, and 1 between four and five years. These encouraging facts, while affording reasonable grounds of hope to the friends of patients or those interested in their recovery, should likewise act as an incentive to perseverance in the treatment of insanity when it has entered upon its more hopeless stages. In addition to those discharged as recovered, four patients were discharged as relieved, three of whom were removed to other asylums through becoming chargeable



to out-county Unions. Eight patients were likewise discharged as not improved, two of whom were transferred to the Sussex County Asylum and six to Littlemore Asylum, for the purpose of filling up vacancies that had occurred in the numbers stipulated to be retained in those asylums.

The statistical tables relating to the deaths that happened during the past year show that the rate of mortality has been about the average, either as regards the previous experience of this asylum or that of other kindred institutions throughout the country. The number of deaths that occurred in the course of the year was 31, a number identical with that recorded during the preceding year, and, when calculated upon the average number resident, gives a per-centage of 10·1, and upon the total number submitted to treatment, 7·93; the corresponding ratios derived from the English County and Borough Asylums for the year 1878 being 10·43 and 8·15 according to the table contained in the Report published by the Commissioners in Lunacy. But although the combined death-rate of both sexes attains the usual average, there is a marked disparity between the death-rate of each sex to the extent of 10 per cent., that for the males being 15·3 and for the females only 5·5. The principal cause which conduced towards the production of this high-rate of mortality amongst the males was the unusual number of deaths which took place in the case of males within a short period of admission. Thus, one-third of the whole mortality of the year arose from the death of ten male patients, one-half of whom were old men whose ages varied from 71 to 85, who all died within nine months of admission, two of them only surviving about ten days and four under three months. The over-crowding on



the male-side produced by the unavoidable reduction of both day-room and dormitory space on account of the extension of the male infirmary ward, had, it is to be feared, also some connection with the high death-rate amongst the male patients during the past year. Amongst the causes of death there are two unfortunately not attributable to disease, to which reference will afterwards be made, but it may be observed that the principal factor of mortality has been cerebro-spinal disease, to which one-half of those who died succumbed. Under the head of thoracic disease 6 cases are enumerated, including 3 of heart-disease, and one each of Acute Tuberculosis, Phthisis, and Pneumonia. Abdominal disease is represented by one case of Bright's disease, and two of Diarrhœa, but it may be stated that the two latter were senile cases, admitted in a feeble and emaciated condition. Three instances of death from senile decay occurred, and one from a rare form of disease known as Rötheln or German measles, of which there have been several sporadic cases in this asylum within the last two years.

Four of the cases of death became the subject of a coroner's inquest, two of them being ordinary instances of sudden death in regard to which post-mortem examination fully disclosed the cause of death, which in one case was disease of the heart and in the other apoplexy. In regard to the other two, one was a case of suicide by hanging effected by a female patient, who was considered to be in a convalescent state, and who was not looked upon as specially suicidal, as her husband had stated on admission that she had never threatened or attempted suicide. The fatal act was accomplished by the patient hanging herself from a gas-pendant in the dormitory where she slept, when the patients had gone down to tea in the hall, by means of a round-towel which she had



surreptitiously abstracted from the soiled-linen basket kept in the lavatory. A verdict of suicide while in an unsound state of mind was returned by the jury, who, in conjunction with the coroner, were of opinion that no blame was fairly attributable to the attendants for the sad occurrence. The remaining case was that of a male patient who was found drowned in the river Thames, below Streatley, on the 7th of June. He was a congenital epileptic idiot without any known suicidal tendency, but possessed of sufficient intelligence to work regularly as a tailor in the shop, and had been in the habit of walking out twice a week with the other working patients since the opening of the asylum. His epileptic seizures occurred at comparatively rare intervals and occasionally were imperfectly developed, assuming the form known as "*le petit mal*," and, when in this state, he would walk about in an unconscious state and perform various acts in an automatic, eccentric manner, until he regained consciousness. On the afternoon of the 31st of May he went out for his customary walk along with five other patients in charge of the tailor attendant, and on the way homewards, about half-a-mile from the asylum, he was observed to enter a gateway and walk across a meadow in the direction of the river. He was then seen to cross a small bridge on the towing-path and turn back in the direction in which he came, but on the other side of a brook, where he appeared to conceal himself behind some willow-bushes. The attendant in whose charge he was, in some unaccountable manner, failed to see him or follow him up, and returned to the rest of his patients who composed the walking-party. In a short time afterwards the unfortunate patient was observed by an onlooker, close to the side of the river, in a stooping posture, and was never seen alive again. There is but little doubt



that he had been seized with one of his peculiar epileptic attacks, and while in that state stumbled into the river, which was in full flood at the time, and was accidentally drowned. A verdict of found drowned was returned, and the jury thought that more than one attendant should have accompanied the party, and that the attendant showed but little tact when the absence of deceased was first discovered.

Although it is believed that one good attendant should be sufficient for the proper charge of six working patients, with a view to avoid a similar accident, and bearing in mind the proximity of the river, it has been resolved that at least two attendants should always accompany any walking party in the future.

The hygienic state of the Asylum, as indicated by the general health of the inmates, was exceptionally good in the female division throughout the year, but the converse obtained at two different periods on the male side, which need not be wondered at considering, as already mentioned, the limitation of space and the increase in the number of patients. At the beginning of the year erysipelas, as a legacy from the previous year, existed in a few instances, and did not entirely disappear until the Spring, but during the remainder of the year, until October, when a slight epidemic of intractable diarrhoea occurred, the health of the male division continued to be quite satisfactory, and during a period of five months only one death had to be recorded. A female patient admitted in a state of pregnancy was safely delivered of a female child on the 13th of June and seemed to make a good recovery, but her health has since gradually become worse, and she is now in a feeble state from pelvic abscess. A male patient, who lost the sight of one eye, the sequela of an acute exanthematous attack, having



become mentally convalescent, was removed to the Royal Berks Hospital for the purpose of having the diseased organ extirpated, which was effected and the patient soon afterwards discharged.

In the medical treatment of the patients, and in their general management, there has been no deviation from the practice of former years; and the gratifying results of the past year have more than ever strongly impressed the Medical Officers with the potent efficacy of early, energetic, persistent therapeutic treatment in the successful cure of insanity. Seclusion continues to be occasionally resorted to, and in suitable cases invariably with the best effect. The periodic amusements for the recreation of the patients have been regularly conducted; but there has been an interruption to the dramatic performances on account of the new stage being as yet in an unfinished state. The out-door employment of a large section of the male inmates at farm or garden work, has been as formerly zealously promoted, to the mutual benefit of the institution and those employed. In the female division, the year has been characterised by unremitting and remarkable industry in the manufacture of the under-clothing required by the future inhabitants of the new buildings, and the almost incredible amount of extra work accomplished reflects the highest credit upon those in charge of the female industrial department. For example, in addition to the ordinary domestic, kitchen, laundry, and needlework, no less than 2,337 articles chiefly of male and female under-clothing, comprising chemises, bed-gowns, flannel vests, and petticoats for the females; shirts, flannel vests, and drawers for the males, and pillow-cases for both sexes, have been made during the year and returned to the store ready for the furnishing of the extensions.



The proposal to rent eighty-four acres of land, nearly all arable, in close proximity to the asylum, when carried out, will prove very beneficial to the interests of the asylum, as great advantages will arise from the increased scope available for the employment of the additional number of patients, as well as in providing an increased supply of potatoes for the household, and the requisite provender for the additional milch stock that will require to be maintained.

The annual statutory visit of inspection was made by two of the Commissioners in Lunacy on the 22nd of September, who stated in their report that great praise was due to the Medical Superintendent and his staff for the very admirable state in which they found the asylum everywhere, and also for the general condition of the patients, both with regard to their personal appearance and their remarkable freedom from excitement.

The construction of the new buildings, interrupted at the beginning of the year by the severity of the weather, has been carried on during the year with considerable vigour, and combined with the various alterations effected in the interior of the asylum, has been a source of much inconvenience, trouble, and anxiety to those responsible for the management of the institution. All difficulties, however, have been successfully grappled with as they arose, and the working of the asylum has proceeded much in the usual fashion. The presence of so numerous a body of strange workmen had naturally an exciting influence upon many of the patients; but so far as could be judged without any permanent prejudicial effect. The conduct of the workmen, many of whom had, at times, to work in close contiguity to the patients, has been, upon the whole, creditable to themselves and their employers.



One change in the Staff has taken place in the year by the appointment, as Chaplain, of the Rev. R. W. P. Circuit, Vicar of Cholsey, in succession to the late Rev. William Kirkby. Mr. Circuit, who is assisted by the Hon. and Rev. H. Lysaght, as Curate, has entered upon his duties with much energy and zeal, and has rendered his services very acceptable to both patients and officials.

It now only remains for the Medical Superintendent to tender his respectful and grateful acknowledgment to the Committee of Visitors for all their past kindness, and to bring to their favourable notice the efficient aid he has received in the management of the asylum from his fellow officers, amongst whom it is incumbent upon him specially to mention his colleague, Dr. Barron, whose valuable services on behalf of the institution merit the highest commendation.

I have the honour to be,

Gentlemen,


Your obedient servant,

ROBERT BRYCE GILLAND, M.D.,

*Medical Superintendent.*

*Moulsford, 16th January, 1880.*





A P P E N D I X

TO THE

MEDICAL SUPERINTENDENT'S

REPORT.



STATISTICAL MEDICAL STATISTICS

APPENDIX

TABLE

STATISTICAL MEDICAL STATISTICS

REPORT

# ASYLUM MEDICAL STATISTICS.

TABLE I.

*Showing the Admissions, Re-admissions, Discharges, and Deaths during the year 1879.*

			Males.	Females.	Total.
Patients in the Asylum on December 31st, 1878 .....			116	160	306
	M.	F.			
Admitted for the first time during the year .....	37	40	77		
Re-admitted during the year	3	5	8	40	45
					85
Total under care during the year.....			186	205	391
Discharged and Died:					
	M.	F.	T.		
Recovered .....	20	21	41		
Relieved .....	1	3	4		
Not Improved .....	3	5	8		
Died.....	22	9	31		
Total Discharged and Died during the year			46	38	84
Remaining in the Asylum on December 31st, 1879 .....			140	167	307
Average numbers resident during the year...			143	163	306



TABLE II.

*Showing the Admissions, Re-admissions, Discharges, and Deaths,  
from the Opening of the Asylum on the 30th of September,  
1870, till December 31st, 1879.*

	Males.	Females.	Total.
Patients admitted during the Period of nine years and three months .....	438	481	919
Re-admissions .....	19	42	61
Total of Cases admitted .....	457	523	980
Discharged and Died :			
	M.	F.	T.
Recovered .. .....	108	157	265
Relieved .. .....	17	19	36
Not Improved .....	47	48	95
Died .....	145	132	277
Total Discharged and Died during the Period of nine years and three months	317	356	673
Numbers remaining December 31st, 1879	140	167	307
Average numbers resident during the nine years and three months .....	129	147	276

TABLE III.

*Showing the Admissions, Discharges, and Deaths, with the mean Annual Mortality and Proportion of Recoveries per cent. of the Admissions for each Year since the Opening of the Asylum.*

YEARS	Admitted.			Discharged.						Died.			Remaining on December 31st of each year.			Average numbers resident.			Percentage of Recoveries on Admissions.			Percentage of Deaths on Average numbers Resident.		
	Males.	Females.	Total.	Recovered.		Relieved.		Not Improved.		Males.	Females.	Total.	Males.	Females.	Total.	Males.	Females.	Total.	Males.	Females.	Total.	Males.	Females.	Total.
				Males.	Females.	Total.	Males.	Females.	Total.															
3 Mos. 1870 ...	50	62	112	...	...	...	...	...	...	1	...	1	49	62	111	42	53	95	...	...	...	2.3	...	1
1871 ...	85	85	170	4	7	11	...	...	...	13	...	20	116	132	248	80	95	175	...	...	...	16.2	...	11.4
1872 ...	47	42	89	19	17	36	...	...	...	14	...	31	124	139	263	120	138	258	...	...	...	11.6	...	12.0
1873 ...	35	42	77	13	13	26	...	...	...	14	...	28	123	145	268	129	143	272	...	...	...	10.8	...	10.2
1874 ...	42	59	101	7	24	31	...	...	...	23	...	48	127	145	272	122	146	268	...	...	...	18.8	...	17.9
1875 ...	32	39	71	8	16	24	...	...	...	18	...	29	130	150	280	128	155	283	...	...	...	14.0	...	10.2
1876 ...	43	56	99	11	22	33	...	...	...	12	...	31	145	159	304	134	157	291	...	...	...	8.9	...	10.6
1877 ...	43	46	89	15	17	32	...	...	...	14	...	27	139	159	298	148	158	306	...	...	...	9.4	...	8.8
1878 ...	40	47	87	11	20	31	...	...	...	14	...	31	146	160	306	145	157	302	...	...	...	9.6	...	10.2
1879 ...	40	45	85	20	21	41	...	...	...	22	...	31	140	167	307	143	163	306	...	...	...	15.3	...	10.1
TOTAL .....	457	523	980	108	157	265	17	19	36	145	132	277	...	...	...	...	...	...	...	...	...	...	...	..



TABLE IV.

*Showing the History of the Annual Admissions since the Opening of the Asylum on the 30th of September, 1870, with the Discharges and Deaths, and the Numbers of each Year remaining on December 31st, 1879.*

YEAR.	Admitted.				Of each Year's Admissions, Discharged and Died in 1879.								Total Discharged and Died of each Year's Admissions to 31st December, 1879.								Remaining of each Year's Admissions on Dec. 31, 1879.					
	New Cases.		Re-lapsed Cases.		Recovered.		Relieved.		Not Im-proved.		Died.		Recovered.		Relieved.		Not Im-proved.		Died.		M.	F.	Tot.			
	M.	F.	M.	F.	M.	F.	Tot.	M.	F.	Tot.	M.	F.	Tot.	M.	F.	Tot.	M.	F.	Tot.							
1870 .....	50	62	...	...	...	...	...	...	1	3	4	1	1	2	2	4	...	7	15	22	17	20	37	24	25	49
1871 .....	85	84	...	...	...	...	...	...	2	...	2	1	1	1	14	26	...	21	14	35	25	27	52	26	28	54
1872 .....	44	38	3	4	89	...	...	...	...	...	...	...	...	...	21	36	...	5	1	6	11	13	24	13	6	19
1873 .....	35	40	...	2	77	...	...	...	...	1	...	...	...	...	14	25	...	2	6	8	13	9	22	7	8	15
1874 .....	39	49	3	10	101	...	...	...	...	...	...	...	...	...	22	30	...	3	4	7	20	21	41	8	12	20
1875 .....	29	36	3	3	71	...	...	...	...	...	...	...	...	...	16	26	...	2	1	3	17	7	24	3	13	16
1876 .....	41	52	2	4	99	...	...	...	...	...	...	...	...	...	28	41	...	6	3	9	10	14	24	12	9	21
1877 .....	41	41	2	5	89	...	...	...	...	...	...	...	...	...	19	31	...	5	3	3	15	8	24	11	12	23
1878 .....	37	39	3	8	87	...	...	...	...	...	...	...	...	...	14	28	...	1	1	2	10	9	18	14	22	36
1879 .....	37	40	3	5	85	11	7	18	...	...	...	7	4	11	7	18	...	...	...	...	7	4	11	22	32	54
TOTAL...	438	481	19	42	980	20	21	41	1	3	4	3	5	8	22	9	31	108	157	265	145	132	277	140	167	307
Summary of the Total Admissions from September 30th, 1870, to December 31st, 1879.																										
Percentage of Cases												Males.				Females.				Total.						
Recovered												23.63				30.02				27.04						
Relieved												3.72				3.63				3.67						
Not Improved												10.28				9.18				9.69						
Dead												31.73				25.24				28.27						
Remaining												30.64				31.93				31.33						
"												100.				100.				100.						

TABLE V.

*Showing the Causes of Death during the Year 1879.*

CAUSES OF DEATH.	Males.	Females.	Total.
<i>Cerebral or Spinal Disease :</i>			
Apoplexy ... ..	1	...	1
Disease of Brain ... ..	3	...	3
Epilepsy, Exhaustion from...	3	...	3
General Paralysis ... ..	2	...	2
Mania, Exhaustion from ... ..	1	...	1
Melancholia, Exhaustion from ...	2	1	3
Paralysis ... ..	1	2	3
<i>Thoracic Disease :</i>			
Acute Tuberculosis ... ..	...	1	1
Heart Disease ... ..	1	2	3
Phthisis ... ..	1	...	1
Pneumonia ... ..	1	...	1
<i>Abdominal Disease :</i>			
Bright's Disease ... ..	1	...	1
Diarrhœa ... ..	1	1	2
Found Drowned... ..	1	...	1
Rötheln ... ..	1	...	1
Senile Decay ... ..	2	1	3
Suicide by Hanging ... ..	...	1	1
Total ... ..	22	9	31



TABLE VI.

*Showing the Length of Residence in those Discharged Recovered,  
and in those who have Died during the Year 1879.*

LENGTH OF RESIDENCE.							Recovered.			Died.		
							Males.	Females.	Total.	Males.	Females.	Total.
Under 1 month ...	...	...	...	...	...	...	...	...	...	2	1	3
From 1 to 3 months ...	...	...	...	...	...	...	4	3	7	4	2	6
" 3 to 6 "	...	...	...	...	...	...	8	5	13	3	...	3
" 6 to 9 "	...	...	...	...	...	...	3	2	5	1	2	3
" 9 to 12 "	...	...	...	...	...	...	2	3	5	...	...	...
" 1 to 2 years	...	...	...	...	...	...	2	3	5	6	1	7
" 2 to 3 "	...	...	...	...	...	...	...	4	4	2	1	3
" 3 to 4 "	...	...	...	...	...	...	...	1	1	1	1	2
" 4 to 5 "	...	...	...	...	...	...	1	...	1	1	...	1
" 5 to 6 "	...	...	...	...	...	...	...	...	...	...	...	...
" 6 to 7 "	...	...	...	...	...	...	...	...	...	...	...	...
" 7 to 8 "	...	...	...	...	...	...	...	...	...	1	...	1
" 8 to 9 "	...	...	...	...	...	...	...	...	...	1	1	2
TOTAL ...							20	21	41	22	9	31

TABLE VII.

*Showing the Duration of the Disorder on Admission, in the Admissions, Discharges, and Deaths, during the Year 1879.*

Duration of Disease on Admission in Five Classes.												
CLASS.	The Admissions.			Recovered.			Removed, Relieved, or otherwise.			The Deaths.		
	Males.	Females.	Total.	Males.	Females.	Total.	Males.	Females.	Total.	Males.	Females.	Total.
FIRST CLASS: First attack, and within three months on admission ... ..	20	24	44	8	11	19	1	1	2	12	2	14
SECOND CLASS: First attack, and above three, and within twelve months on admission ...	4	2	6	1	2	3	...	2	2	5	1	6
THIRD CLASS: Not first attack, and within twelve months on admission ... ..	7	10	17	8	7	15	...	...	...	2	3	5
FOURTH CLASS: First attack or not, but of more than twelve months duration on admission ...	9	7	16	3	1	4	...	4	4	2	2	4
FIFTH CLASS: Congenital ... ..	...	2	2	...	...	...	3	1	4	1	1	2
Total...	40	45	85	20	21	41	4	8	12	22	9	31





TABLE IX.

*Condition as to Marriage in the Admissions, Discharges, and Deaths during the Year 1879.*

Condition in Reference to Marriage.	The Admissions.			The Discharges.						The Deaths.		
	Males.	Females.	Total.	Recovered.			Removed, Relieved, or otherwise.			Males.	Females.	Total.
				Males.	Females.	Total.	Males.	Females.	Total.			
Single	15	17	32	11	8	19	4	3	7	3	4	7
Married	19	22	41	6	12	18	...	3	3	15	2	17
Widowed	5	6	11	1	1	2	...	2	2	4	3	7
Not Ascertained	1	...	1	2	...	2	...	...	...	...	...	...
Total	40	45	85	20	21	41	4	8	12	22	9	31



TABLE X.

*Showing the probable Causes, Apparent or Assigned, of the Disorder, in the Admissions, Discharges, and Deaths of the Year 1879.*

CAUSES.	The Admissions.			The Discharges.						The Deaths.		
				Recovered.			Removed, Relieved, or otherwise.					
	Males.	Females.	Total.	Males.	Females.	Total.	Males.	Females.	Total.	Males.	Females.	Total.
MORAL:												
Death of daughter	...	...	...	...	1	1	...	...	...	...	...	...
Domestic Trouble...	...	...	...	...	...	...	...	1	1	...	...	...
Religion ...	1	2	3	...	1	1	...	...	...	...	...	...
PHYSICAL:												
Amenorrhœa	...	1	1	...	...	...	...	...	...	...	...	...
Concussion of Brain	...	...	...	...	...	...	...	...	...	1	...	1
Congenital ...	1	2	3	...	...	...	3	1	4	1	1	2
Destitution...	...	1	1	...	...	...	...	...	...	...	...	...
Disease of Brain	2	...	2	...	...	...	...	...	...	...	...	...
Dyspepsia	...	...	...	1	...	1	...	...	...	...	...	...
Epilepsy	3	...	3	...	...	...	...	...	...	3	...	3
Heart Disease	1	1	2	...	...	...	...	...	...	1	...	1
Hereditary	9	6	15	2	1	3	...	...	...	5	...	5
Hyperlactation	...	1	1	...	1	1	...	...	...	...	...	...
Intemperance	5	1	6	5	3	8	...	...	...	1	...	1
Injury to Head	1	...	1	1	...	1	...	...	...	1	...	1
Predisposition	2	4	6	1	3	4	...	...	...	...	3	3
Puerperal State	...	3	3	...	5	5	...	1	1	...	...	...
Sun-stroke	1	...	1	...	...	...	...	...	...	...	...	...
Syphilis	...	1	1	...	...	...	...	...	...	...	...	...
Unknown	14	22	36	10	6	16	1	5	6	9	5	14
Total	40	45	85	20	21	41	4	8	12	22	9	31

SUPPLEMENTARY TABLES.

TABLE No. 1.

*Showing the Form of Insanity in the Admissions, Discharges, and Deaths during the Year 1879.*

FORM OF INSANITY.	The Admissions.			The Discharges.				The Deaths.			
	Males.	Females.	Total.	Recovered.		Removed, Relieved, or otherwise.		Males.	Females.	Total.	
				Males.	Females.	Total.	Males.				Females.
Mania .. .. .	12	11	23	9	9	18	...	2	5	1	6
Melancholia .. .. .	10	10	20	6	4	10	...	1	4	4	8
Monomania .. .. .	3	6	9	2	4	6	1	...	...	...	...
Dementia .. .. .	14	16	30	3	4	7	...	4	12	3	15
Amentia ... { Idiocy .. .. .	...	2	2	...	...	...	2	1	1	...	1
	... { Congenital Imbecility...	...	1	...	...	...	1	...	...	1	1
Total .. .. .	40	45	85	20	21	41	4	8	22	9	31



TABLE No. 2.

*Showing the Religious Denomination of the Patients admitted during the Year 1879.*

Religious Denomination.						Males.	Females.	Total.
Baptist	...	...	...	...	...	...	4	4
Church of England	...	...	...	...	...	35	34	69
Primitive Methodist	...	...	...	...	...	1	2	3
Roman Catholic	...	...	...	...	...	1	2	3
Wesleyan	...	...	...	...	...	1	2	3
Unknown	...	...	...	...	...	2	1	3
Total						40	45	85

TABLE No. 3.

*Showing the Occupation or Station in Life of the Patients  
admitted in 1879.*

Males.	Total.	Females.	Total.
Assistant Gamekeeper...	1	Bricklayer's Wife ...	1
Baker ... ..	3	Cabman's Wife ...	1
Bricklayer ... ..	1	Charwoman ... ..	2
Bricklayer's Labourer...	1	Domestic Servant ...	10
Carpenter ... ..	1	Dressmaker ... ..	1
Dairyman ... ..	1	Housekeeper ... ..	1
Engine Driver ... ..	1	Housewife ... ..	5
Farmer ... ..	1	Labourer's Daughter ...	1
Farm Labourer...	1	Labourer's Wife ...	8
Fellmonger's Labourer	1	Laundress ... ..	1
Gardener ... ..	1	Pauper ... ..	1
Gardener's Labourer ...	1	Printer's Wife ... ..	1
Hotel Porter ... ..	1	Road Surveyor's Wife...	1
Labourer ... ..	15	Sempstress ... ..	2
Miller ... ..	1	Shopkeeper's Widow ...	1
Publican's Son ... ..	1	Soldier's Wife ... ..	1
Road Surveyor ... ..	1	Tailor's Wife ... ..	1
Stone Carver ... ..	1	Washerwoman ... ..	1
Shoemaker ... ..	2	Of no Occupation ...	5
Tailor ... ..	2		
Turner ... ..	1		
Unknown ... ..	1		
Total ... ..	40	Total ... ..	45



TABLE No. 4.

*Showing the Admissions, Discharges, and Deaths during each month in the Year, and the Daily Average Numbers for each Month.*

1879. Months.	Admissions.		Discharges and Removals.		Deaths.		Daily Average.		
	Males.	Females.	Males.	Females.	Males.	Females.	Males.	Females.	Total.
January ... ..	5	2	2	1	5	1	145	160	305
February ... ..	5	4	1	2	5	2	144	161	305
March ... ..	3	3	1	1	2	2	143	160	303
April ... ..	7	3	4	...	1	1	144	160	304
May ... ..	3	3	1	3	3	...	142	160	302
June ... ..	3	4	5	4	1	...	139	160	299
July ... ..	4	7	2	1	1	...	141	164	305
August ... ..	2	1	...	3	...	...	143	166	309
September ... ..	1	4	...	6	...	...	144	164	308
October ... ..	3	3	4	1	...	1	143	163	306
November... ..	...	9	3	4	2	...	142	169	311
December... ..	4	2	1	3	2	2	140	170	310
Total ... ..	40	45	24	29	22	9	143	163	306

TABLE No. 5.

*Showing the number of Patients chargeable to each Union, residing at Moultsford, Littlemore, and Hayward's Heath, on Dec. 31st, 1879.*

	On Dec. 31st, 1878.		Admitted in 1879.		Discharged or Removed in 1879.		Died in 1879.		Remaining on Dec. 31st, 1879.		Remaining at Littlemore, Dec. 31st, 1879.		Remaining at Hayward's Heath, Dec. 31st, 1879.	
	M.	F.	M.	F.	M.	F.	M.	F.	M.	F.	M.	F.	M.	F.
Abingdon Union	7	6	2	3	1	1	1	7	14	7	4	3	...	...
Bradfield	15	13	4	8	4	4	1	13	29	16	6	2	...	...
Cookham	12	9	6	7	4	4	1	13	24	11	2	6	...	...
Easthampstead Union	6	6	2	1	3	3	...	6	10	4	...	2	...	...
Faringdon	11	12	3	4	...	1	...	13	26	13	1	2	...	...
Hungerford	3	7	1	3	...	...	...	4	14	10	1	3	...	...
Newbury	10	17	1	3	...	...	...	6	25	19	...	8	...	...
" Borough	14	9	2	1	...	...	...	14	26	12	...	2	...	...
Reading Union	25	45	12	10	...	...	...	31	74	43	...	...	...	...
Wallingford	4	11	3	10	2	7	2	4	13	9	3	4	...	...
Wantage	9	6	3	...	2	2	...	9	14	5	5	6	...	...
Windsor	10	4	1	1	1	1	...	7	11	4	2	2	...	...
Wokingham	17	15	...	3	2	3	1	11	25	14	8	6	...	...
County of Berks	2	...	...	...	...	...	...	2	2	...	...	...	...	...
Other Counties	1	...	...	...	1	...	...	...	...	...	...	...	...	...
Totals	146	160	40	45	24	29	22	140	307	167	37	46	10	20



TABLE No. 6.

*Showing the number of Patients in the Asylum on the 31st of December, 1879, affected with Idiocy or Congenital Imbecility, Epilepsy, Chorea, General Paralysis, or other forms of Paralysis.*

	Males.	Females.	Total.
Congenital Imbecility ... ..	10	6	16
Idiocy ... ..	16	15	31
Epilepsy ... ..	21	28	49
Paralysis ... ..	6	7	13
General Paralysis ... ..	3	2	5
Chorea ... ..	1	...	1
Total ... ..	57	58	115

TABLE No. 7.

*Showing the average number Industrially Employed, the average Attendance at Chapel and at the Associated Amusements, and the average number who walk beyond the Asylum Grounds.*

	Males.	Females.	Total.
Average Employed ... ..	95	122	217
„ at Chapel ... ..	81	89	171
„ at Morning Prayers ...	44	72	117
„ at Associated Amusements	47	70	108
Walk beyond Grounds ...	47	48	95
„ „ „ „ On Parole	4	...	4



## CHAPLAIN'S REPORT.

---

*To the Committee of Visitors of the Moultsford  
Lunatic Asylum.*

GENTLEMEN,

In accordance with your regulations, I now lay before you my Annual Report as Chaplain of this Institution. I cannot, I think, better commence than by saying that I know of no work which, in many respects, is more interesting, or in which one has better opportunity by words of comfort and of hope, of lessening human suffering. Since I was appointed in February last the Daily Morning Service has been held in the Dining Hall, and this I know is appreciated by *very* many; and by some, when for a short time in the month of June it was obliged to be discontinued owing to the new works, the renewal of these prayers was anxiously looked forward to. I have endeavoured to introduce as much singing and music in these short Daily Services as possible, hoping thereby to interest all who take part in them.

The Services in the Chapel on Sundays have been well attended, and the behaviour all that could be desired; the patients are most attentive to the Service, and join very heartily in the singing and responses.

The largest attendance in the morning has been 194, the lowest 170. In the winter months the Evening Service, and also whenever it is wet, is held in the Hall, as at present there is no covered way to the Chapel and no means of lighting it, both of which are, I think, greatly to be desired. The attendance at these Services has varied from 180 to 153.

The Holy Communion has been administered *once* every month. The same patients generally attend, and I



do not think it right, considering the nature of their affliction, to persuade others to join us, unless they themselves express a wish to do so. The average attendance is about 28.

Seventeen Patients have died since my appointment, 9 of whom have been buried in Cholsey Churchyard.

One child, which was born in the Asylum, was baptised in Cholsey Church. The wards are now well supplied with Bibles, Prayer Books and Hymn Books, owing to the grant made by you, at your meeting in March last. I have twice a week regularly visited in all the wards, and by most of the patients have been warmly received. There are some, of course, for whom I am unable to do anything; but I thankfully say that I can only call to mind a single instance when any rudeness was shown, and that has never occurred again.

My best thanks are due to Dr. Gilland for the kind and considerate courtesy he has always shown me; to Dr. Barron (the Assistant Medical Officer), for the great assistance he has given me, and for the interest he has exhibited, in the musical portions of the Services. By the attendants I have been always most respectfully received, and I have always found them most ready to help in every way.

In conclusion, I can only say that I trust I may be able to give some comfort and encouragement to those whose spiritual care you have committed to my charge.

I have the honour to be,

Gentlemen,

Your obedient servant,

R. W. PERRY CIRCUITT, *Chaplain*,

CHOLSEY VICARAGE, *December 19th, 1879.*

# MOULSFORD ASYLUM.



## AN ACCOUNT

OF

## RECEIPTS AND EXPENDITURE

DURING THE YEAR 1879.



# MONTFORD ASYLUM

The Asylum of the Poor and Insane during the

Year 1879

## MONTFORD ASYLUM

### AN ACCOUNT

### RECEIPTS AND EXPENDITURE

FOR THE YEAR ENDING 1879

# MOULSFORD ASYLUM.

*An Account of Receipts and Payments during the  
year 1879.*

## RECEIPTS.

	£	s.	d.	£	s.	d.
To Balance with the Treasurer, 1st January, 1879 ... ..	1,862	16	4			
“ Do. with the House Steward	39	17	1			
				1,902	13	5
<b>1. MAINTENANCE ACCOUNT.</b>						
From Unions in the County.						
Abingdon ... ..	488	13	3			
Bradfield ... ..	858	4	1			
Cookham ... ..	850	16	2			
Easthampstead ... ..	378	3	7			
Faringdon ... ..	787	0	2			
Hungerford ... ..	452	4	0			
Newbury ... ..	1,817	2	0			
Reading ... ..	2,277	7	10			
Wallingford ... ..	506	3	7			
Wantage ... ..	596	12	3			
Windsor ... ..	413	1	4			
Wokingham ... ..	999	6	0			
County of Berks ... ..	86	5	6			
				10,510	19	9
From other Counties, &c.						
Wells ... ..	0	10	0			
War Office ... ..	2	14	0			
Calne ... ..	11	18	0			
Wycombe ... ..	6	0	0			
Tisbury ... ..	5	16	0	26	18	0
Carried forward ... ..	...	...		12,440	11	2



## RECEIPTS.

	£	s.	d.	£	s.	d.
Brought forward ... ..	...	...		12,440	11	2
2. EXTRA CHARGES ACCOUNT.						
Abingdon ... ..	1	8	0			
Bradfield ... ..	3	3	0			
Cookham ... ..	6	13	6			
Easthamptead ... ..	2	6	6			
Faringdon ... ..	4	1	6			
Hungerford ... ..	3	8	6			
Newbury ... ..	2	18	6			
Reading ... ..	4	9	6			
Wallingford ... ..	1	11	6			
Wantage ... ..	4	8	1			
Windsor ... ..	2	3	6			
Wokingham ... ..	6	16	0			
War Office ... ..	0	10	0			
				43	18	1
3. FARM AND GARDEN ACCOUNT.						
Sale of Stock ... ..	...	...		12	14	3
4. OLD STORES ACCOUNT.						
Sale of Tar ... ..	9	10	8			
„ Rags and Bones ...	8	9	11			
				18	0	7
5. RENT OF COTTAGES ... ..						
	...	...		58	6	6
6. REPAIRS ACCOUNT.						
County of Berks ... ..	730	15	8			
Reading... ..	123	3	1			
Newbury ... ..	66	8	8			
				920	7	5
Carried forward ...	...	...		13,493	18	0

## RECEIPTS.

	£	s.	d.	£	s.	d.
Brought forward ... ..	...	...		13,493	18	0
7. LODGING ACCOUNT.						
Reading ... ..	313	14	0			
Newbury .. ...	97	3	6			
				410	17	6
Total Receipts ... ..	...	...		13,904	15	6

*Farm and Garden Supplies to House, 1879.*

	£	s.	d.	£	s.	d.
Milk, 4,548 gals. at 1s. ... ..	227	1	7			
„ Skim, 3,407 gals. at 8d. ... ..	113	11	4			
Butter, 973 lbs. at 1s. 6d. ... ..	72	19	6			
Beef, 1,547 lbs. at 8d. ... ..	51	11	4			
Veal, 108 lbs. at 9d. ... ..	3	12	0			
Pork, 8,584 lbs. at 7d. ... ..	250	7	4			
Fowls, 47 at 2s. 6d. ... ..	5	17	6			
Eggs, 1,789 at 9d. and 1s. per doz.	10	18	3			
Flour, 26 sacks at 31s. 6d. ... ..	40	19	0			
Potatoes, 434 sacks at 10s. ... ..	217	0	0			
Vegetables ... ..	150	6	6			
Total . . .				1,144	4	4



## PAYMENTS.

					1st Quarter.	2nd Quarter.
<b>1. Salaries and Wages.</b>						
<i>Officers :</i>						
					£ s. d.	£ s. d.
Medical Superintendent	-	-			150 0 0	150 0 0
Assistant Medical Officer	-	-			25 0 0	25 0 0
Chaplain	-	-	-	-	50 0 0	50 0 0
Clerk to the Visitors	-	-	-	-	27 10 0	27 10 0
Clerk and Steward	-	-	-	-	37 10 0	37 10 0
Housekeeper	-	-	-	-	12 10 0	15 0 0
<i>Attendants :</i>						
Head Attendant (Male)	-	-			11 5 0	13 15 0
Attendants	-	-			98 11 4	86 6 11
Head Attendant (Female)	-	-			7 10 0	7 10 0
Attendants	-	-			56 0 11	56 14 4
<i>Servants :</i>						
<i>In-door :</i>						
Hall Porter	-	-	-	-	5 0 0	6 5 0
Cook	-	-	-	-	5 10 0	5 10 2
Housemaid	-	-	-	-	2 1 8	3 9 1
Kitchenmaid	-	-	-	-	3 15 2	4 0 0
Laundress	-	-	-	-	5 0 0	5 15 0
Laundrymaids	-	-	-	-	8 5 0	8 10 0
<i>Out-door :</i>						
Engineer	-	-	-	-	11 7 6	11 7 6
Gasman	-	-	-	-	14 14 8	11 14 0
Baker	-	-	-	-	15 12 0	15 12 0
Stoker	-	-	-	-	7 5 1	6 13 6
Shoemaker	-	-	-	-	10 12 0	10 8 0
<b>Total</b>					<b>565 0 4</b>	<b>552 10 6</b>

## PAYMENTS.

3rd Quarter.	4th Quarter.	YEARLY TOTAL.	GRAND TOTAL.
<p>£ s. d.</p> <p>150 0 0</p> <p>30 0 0</p> <p>50 0 0</p> <p>27 10 0</p> <p>37 10 0</p> <p>15 0 0</p>	<p>£ s. d.</p> <p>150 0 0</p> <p>30 0 0</p> <p>50 0 0</p> <p>27 10 0</p> <p>37 10 0</p> <p>15 0 0</p>	<p>£ s. d.</p> <p>600 0 0</p> <p>110 0 0</p> <p>200 0 0</p> <p>110 0 0</p> <p>150 0 0</p> <p>57 10 0</p>	<p>£ s. d.</p> <p>1227 10 0</p>
<p>13 15 0</p> <p>91 14 6</p> <p>7 10 0</p> <p>61 13 4</p>	<p>13 15 0</p> <p>89 6 2</p> <p>7 10 0</p> <p>62 1 7</p>	<p>52 10 0</p> <p>365 18 11</p> <p>30 0 0</p> <p>236 10 2</p>	<p>684 19 1</p>
<p>6 6 8</p> <p>5 10 0</p> <p>3 10 10</p> <p>4 3 4</p> <p>5 15 0</p> <p>8 10 0</p>	<p>4 6 8</p> <p>5 10 0</p> <p>4 0 10</p> <p>4 7 6</p> <p>5 15 0</p> <p>8 19 3</p>	<p>21 18 4</p> <p>22 0 2</p> <p>13 2 5</p> <p>16 6 0</p> <p>22 5 0</p> <p>34 4 3</p>	<p>129 16 2</p>
<p>11 7 6</p> <p>11 14 0</p> <p>15 12 0</p> <p>6 16 8</p> <p>10 6 0</p>	<p>11 7 6</p> <p>13 0 0</p> <p>15 12 0</p> <p>8 5 0</p> <p>10 4 0</p>	<p>45 10 0</p> <p>51 2 8</p> <p>62 8 0</p> <p>29 0 3</p> <p>41 10 0</p>	<p>229 10 11</p>
574 4 10	574 0 6	2,271 16 2	
Carried forward ..			£2,271 16 2



## PAYMENTS.

					1st Quarter.			2nd Quarter.		
						£	s.	d.	£	s.
Brought forward	-	-	-	-	...	...	...	...	...	...
<b>2. Provisions:</b>										
Ale	-	-	-	-	41 brls.	74	8	0	32 brls.	51 4
Beer	-	-	-	-	90 "	99	0	0	92 "	101 4
Bacon	-	-	-	-	1,362 lbs.	26	15	1	2,626 lbs.	56 11
Butter	-	-	-	-	869 "	30	1	11	830 "	35 14
Cheese	-	-	-	-	2,322 "	47	3	5	1,468 "	25 7
Coffee	-	-	-	-	56 "	3	10	0	68 "	4 9
Currants	-	-	-	-	...	...	...	...	56 "	16
Eggs	-	-	-	-	3,509	16	11	0	3,264	11 2
Fish	-	-	-	-	...	1	9	5	...	1 14
Flour	-	-	-	-	55 sks.	86	12	6	90 sks.	139 10
Beef	-	-	-	-	4,338 lbs.	144	12	0	5,148 lbs.	160 17
Mutton	-	-	-	-	2,239 "	74	12	8	3,538 "	117 18
Prime Joints	-	-	-	-	564 "	22	6	6	548 "	22 17
Preserved Meat	-	-	-	-	1,138 "	28	9	0	632 "	14 9
Essence of Beef	-	-	-	-	60 lbs.	21	17	5	32 "	10 19
Plums	-	-	-	-	224 lbs.	3	8	3	..	...
Sugar (loaf)	-	-	-	-	224 lbs.	3	0	0	...	...
Ditto (moist)	-	-	-	-	2,128 "	21	5	6	2,464 lbs.	24 6
Tea (No. 1)	-	-	-	-	112 lbs.	14	0	0	56 lbs.	7 0
Ditto (No. 2)	-	-	-	-	506 "	34	15	9	454 "	31 4
Arrowroot, Barley, Pease, Rice, &c.	-	-	-	-	...	6	12	6	...	5 12
Salt and Spices	-	-	-	-	...	9	1	8	..	8 7
Total	-	-	-	-		769	12	7		831 7

## PAYMENTS.

3rd Quarter.				4th Quarter.				YEARLY TOTAL.				GRAND TOTAL		
	£	s.	d.		£	s.	d.		£	s.	d.	£	s.	d.
...	...	...	...	...	...	...	...	...	...	...	...	2,271	16	2
33 brls.	56	16	0	47 brls.	79	8	0	153 brls.	261	16	0			
98 "	107	16	0	91 "	100	2	0	371 "	408	2	0			
3,224 lbs.	74	14	5	1,493 lbs.	31	18	6	8,705 lbs.	189	19	9			
1,379 "	53	12	7	1,164 "	47	17	7	4,242	167	7	0			
1,696 "	24	15	5	920 "	16	18	7	6,406	114	5	4			
56 "	3	10	0	56 "	3	1	8	236 "	14	10	8			
28 "	0	8	0	258 lbs.	3	2	2	342 "	4	6	2			
3,064	13	1	8	3,968	23	10	2	13,805 "	64	5	4			
...	...	...	...	...	2	8	2	...	5	12	6			
81 sks.	125	14	0	86 sks.	150	18	0	312 sks.	502	14	6			
4,650 lbs.	160	3	11	2,926 lbs.	85	7	0	17,062 lbs.	551	0	5			
2,280 "	81	6	6	3,028 "	100	18	8	11,085 "	374	16	6			
612 "	25	9	7	582 "	20	12	5	2,306 "	91	5	7			
3,342	78	9	10	423 "	8	11	10	5,535 "	129	19	8			
29 lbs.	9	18	3	52 "	18	3	9	173 "	60	18	11			
...	...	...	...	112 lbs.	1	8	0	336 lbs.	4	16	3			
952 lbs.	11	18	0	...	...	...	...	1,176 lbs.	14	18	0			
2,716 "	25	9	9	2,688 lbs.	24	14	0	9,996 lbs.	95	15	3			
140 lbs.	15	3	4	75 lbs.	9	7	6	383 lbs.	45	10	10			
502 "	37	13	0	329 "	23	19	9	1,791 "	127	12	9			
...	6	3	3	...	5	15	1	...	24	2	11			
...	11	18	1	...	12	16	3	...	42	8	11			
924	1	7		770	19	1		3,296	0	3		3,296	0	3
Carried forward ... .. £5,567 16 5														



## PAYMENTS.

	1st Quarter.		2nd Quarter.	
		£ s. d.		£ s. d.
Brought forward - - -	... ..	... ..	... ..	... ..
<b>3. Necessaries.</b>				
<i>Cleaning :</i>				
Blacking - - -	... ..	... ..	8 gross	0 18 8
Black Lead - - -	... ..	... ..	... ..	... ..
Hearth Stones - -	6 gross	1 18 4	... ..	... ..
House Flannel - -	1,196 yds.	23 13 5	... ..	... ..
<i>Washing :</i>				
Blue - - - -	... ..	.. ..	... ..	... ..
Soap - - - -	2,800 lbs.	28 15 0	2,800 lbs.	28 2 6
Ditto (soft and carbolic)	12 frks.	6 18 0	... ..	... ..
Soda - - - -	1,858 lbs.	3 18 8	1,144 lbs.	2 8 6
Starch - - - -	... ..	... ..	336 „	4 19 0
<i>Fuel and Light :</i>				
Candles - - -	60 lbs.	1 7 6	60 lbs.	1 3 4
Coals (house) - -	149 tons	108 4 1	80 tons	79 13 7
Ditto (steam) - -	130 „	110 13 5	100 „	84 5 10
Ditto (gas) - - -	40 „	38 9 2	33 „	29 4 3
Lime - - - -	... ..	2 3 9	... ..	1 17 6
Matches - - -	6 gross.	1 1 0	... ..	... ..
Wood - - - -	... ..	11 14 0	... ..	... ..
<b>Total - - -</b>		<b>338 16 4</b>		<b>232 13 2</b>





## PAYMENTS.

	1st Quarter.	2nd Quarter.
	£ s. d.	£ s. d.
Brought forward - - - - -	... ..	... ..
<b>4. Miscellaneous :</b>		
Printing and Advertising - - -	12 0 6	20 3 6
Stationery - - - - -	... ..	10 8 8
Books and Periodicals - - -	1 3 1	19 15 11
Postages and Letter Bag - - -	4 18 8	3 17 3
Travelling Expenses - - - -	3 7 9	6 15 4
Tobacco - - - - -	18 16 4	18 19 4
Musicians, and Theatrical Expenses	1 4 2	4 3 2
Brushes - - - - -	13 17 3	... ..
Earthenware - - - - -	11 0 6	... ..
Ironmongery - - - - -	16 13 0	8 1 2
Baskets - - - - -	... ..	5 6 3
Twine and Paper - - - - -	2 10 6	... ..
Carriage of Goods - - - - -	3 10 6	2 16 1
Attendance at Funerals - - -	1 15 0	1 0 0
Sweeping Chimneys - - - -	1 10 0	3 10 0
Organist - - - - -	3 0 0	3 0 0
Pipes - - - - -	1 2 11	... ..
Ink (Marking, etc.) - - - -	3 0 4	... ..
Subscription to Servants' Register Office - - - - -	... ..	1 1 0
Total - - -	99 10 6	108 17 8

## PAYMENTS.

3rd Quarter.	4th Quarter.	YEARLY TOTAL,	GRAND TOTAL.
£ s. d. ... ..	£ s. d. ... ..	£ s. d. ... ..	£ s. d. 6,579 7 7
34 19 2	12 4 0	79 7 2	
0 10 0	0 14 0	11 12 8	
1 10 11	9 13 10	32 3 9	
3 8 1	6 18 4	19 2 4	
4 1 6	12 1 3	26 5 10	
21 5 1	17 8 5	76 9 2	
15 7 6	2 18 6	23 13 4	
... ..	... ..	13 17 3	
2 4 6	3 18 9	17 3 9	
6 2 1	14 3 2	44 19 5	
3 19 6	5 13 0	14 18 9	
4 4 6	... ..	6 15 0	
2 6 8	2 10 7	11 3 10	
0 2 6	0 10 0	3 7 6	
1 10 0	1 10 0	8 0 0	
3 8 6	3 0 0	12 8 6	
... ..	... ..	1 2 11	
... ..	0 10 3	3 10 7	
... ..	... ..	1 1 0	407 2 9
105 0 6	93 14 1	407 2 9	
Carried forward ... ..			£6,986 10 4



## PAYMENTS.

	1st Quarter.	2nd Quarter.
	£ s. d.	£ s. d.
Brought forward - - - - -	... ..	... ..
<b>5. Taxes and Insurance :</b>		
Insurance - - - - -	3 4 0	..
Poor Rate - - - - -	3 18 7	3 18 7
House Duty - - - - -	2 5 3	... ..
Church Rate - - - - -	0 10 2	... ..
	9 18 0	3 18 7
<b>6. Surgery :</b>		
Drugs - - - - -	45 5 1	17 15 6
Surgical Instruments - - - - -	4 10 6	... ..
Wines and Spirits - - - - -	27 4 0	25 12 0
	76 19 7	43 7 6
<b>7. Funerals, Removals, and Maintenance in other Asylums.</b>		
Coffins and Burial Fees - - - - -	12 12 0	9 0 0
Removal Expenses - - - - -	4 15 1	7 5 0
Maintenance of Patients in other Asylums - - - - -	140 15 9	142 18 5
	158 2 10	159 3 5

## PAYMENTS.

3rd Quarter.	4th Quarter.	YEARLY TOTAL.	GRAND TOTAL.
£ s. d. ... ..	£ s. d. ... ..	£ s. d. ... ..	£ s. d. 6,986 10 4
...	...	...	Brought forward
...	...	3 4 0	...
2 12 5	5 4 10	15 14 5	...
...	...	2 5 3	...
...	...	0 10 2	21 13 10
2 12 5	5 4 10	...	...
...	...	...	...
...	...	...	...
39 10 7	34 11 5	137 2 7	...
0 11 10	3 12 6	8 14 10	...
4 10 0	32 0 0	89 6 0	235 3 5
44 12 5	70 3 11	...	Totals
...	...	...	...
...	...	...	...
1 4 6	3 6 6	26 3 0	...
4 15 6	0 14 0	17 9 7	...
785 13 6	695 9 0	1,764 16 8	1,808 9 3
791 13 6	699 9 6	...	...
...	...	...	...
Carried forward	...	...	£9,051 16 10



## PAYMENTS.

				1st Quarter.			2nd Quarter.		
					£	s.	d.		£ s. d.
Brought forward -	-	-	...	...	...	...	...	...	...
8. Clothing :									
Blue Check -	-	-	290 yds.	8	3	5	...	...	...
Linen Shirting -	-	-	556 "	18	10	8	..	...	...
Cotton ,, -	-	-	302 "	6	5	10	...	...	...
Prints -	-	-	592 "	13	11	1	...	...	...
Canvas -	-	-	164 "	2	14	8	...	...	...
Jean -	-	-	228 "	4	15	0	...	...	...
Forfar -	-	-	297 "	7	8	6	...	...	...
Calico -	-	-	594 "	7	8	5	..	...	...
Gingham -	-	-	324 "	8	2	0	...	...	...
Winsey -	-	-	421 "	13	3	5	...	...	...
Corduroy -	-	-	541 "	31	11	2	...	...	...
Flannel -	-	-	535 "	25	12	8	...	...	...
Handkerchiefs, &c. -	-	-	36 doz.	5	18	6	...	...	...
Stays -	-	-	10 "	7	12	0	...	...	...
Stockings -	-	-	40 "	18	4	0	...	...	...
Hats, Felt -	-	-	10	0	10	0	...	...	...
Haberdashery -	-	-	...	1	4	1		3	3 3
Leather and Grindery	-	-	...	70	15	4		...	...
Totals -	-	-		251	10	9		3	3 3

## PAYMENTS.

3rd Quarter.			4th Quarter.			YEARLY TOTAL.			GRAND TOTAL.		
£	s.	d.	£	s.	d.	£	s.	d.	£	s.	d.
...	...	...	...	...	...	...	...	...	9,051	16	10
...	...	...	...	...	...	8	3	5			
...	...	...	...	...	...	18	10	8			
...	...	...	...	...	...	6	5	10			
...	...	...	...	...	...	13	11	1			
...	...	...	...	...	...	2	14	8			
...	...	...	...	...	...	4	15	0			
...	...	...	...	...	...	7	8	6			
...	...	...	...	...	...	7	8	5			
...	...	...	...	...	...	8	2	0			
...	...	...	...	...	...	13	3	5			
...	...	...	...	...	...	31	11	2			
...	...	...	...	...	...	25	12	8			
...	...	...	...	...	...	5	18	6			
...	...	...	...	...	...	7	12	0			
...	...	...	...	...	...	18	4	0			
...	...	...	...	...	...	0	10	0			
...	65	2 2	...	5	2 4	74	11	10			
...	16	0 2	...	3	12 1	90	7	7			
81	2	4	8	14	5	344	10	9	344	10	9
Carried forward									£9,396 7 7		



## PAYMENTS.

	1st Quarter.	2nd Quarter.
	£ s. d.	£ s. d.
Brought forward - - - - -	... ..	... ..
<b>9. Farm and Garden:</b>		
Wages, Bailiff - - - - -	13 13 0	13 13 0
" Gardener - - - - -	14 6 0	14 6 0
" Carter - - - - -	9 16 0	10 8 0
" Labourers - - - - -	37 2 8	38 8 0
Barley, Bran, Maize, &c. - - - - -	37 13 0	27 6 0
Seeds and Plants - - - - -	18 12 11	16 12 4
Straw - - - - -	37 16 0	... ..
Potatoes - - - - -	26 13 1	46 14 9
Cotton Cake - - - - -	15 10 0	16 15 4
Threshing and Grinding - - - - -	... ..	... ..
Mowing and Drilling - - - - -	1 12 0	0 5 0
Tools and Repairs - - - - -	16 16 1	5 12 4
Farriery and Veterinary Surgeon - - - - -	... ..	2 14 11
Purchase of Stock - - - - -	... ..	... ..
Killing Stock - - - - -	... ..	1 1 0
Manure - - - - -	6 1 0	... ..
Tithe Rent-charge - - - - -	... ..	10 14 11
Vicarial Tithe - - - - -	... ..	3 1 0
<b>Totals -</b>	<b>235 11 9</b>	<b>207 12 7</b>

## PAYMENTS.

3rd Quarter.	4th Quarter.	YEARLY TOTAL.	GRAND TOTAL.
£ s. d. ... ..	£ s. d. ... ..	£ s. d. ... ..	£ s. d. 9,396 7 7
13 13 0	13 13 0	54 12 0	
14 6 0	14 6 0	57 4 0	
12 10 0	9 13 0	42 7 0	
46 11 11	34 19 0	157 1 7	
44 19 0	47 17 0	157 15 0	
1 17 0	11 0 3	48 2 6	
...	...	37 16 0	
...	28 17 6	102 5 4	
...	18 11 7	50 16 11	
...	5 19 6	5 19 6	
...	...	1 17 0	
4 6 1	9 5 10	36 0 4	
...	3 19 4	6 14 3	
22 8 11	...	22 8 11	
...	3 3 6	4 4 6	
...	...	6 1 0	
...	10 14 11	21 9 10	
...	2 15 8	5 16 8	
160 11 11	214 16 1	818 12 4	818 12 4
Carried forward	...	...	£10,214 19 11



## PAYMENTS.

					1st Quarter.	2nd Quarter.
					£ s. d.	£ s. d.
Brought forward	-	-	-	-	... ..	... ..
<b>10. Furniture:</b>						
Linen Sheeting	-	-	-	-	32 5 3	... ..
Waterproof ditto	-	-	-	-	20 19 3	... ..
Hearth Rugs	-	-	-	-	4 10 0	... ..
Cocoa Matting	-	-	-	-	50 16 1	... ..
Bedstead -	-	-	-	-	... ..	2 7 0
Towelling	-	-	-	-	... ..	5 0 0
Carpeting	-	-	-	-	... ..	2 16 8
Linoleum	-	-	-	-	... ..	4 13 8
Horse-hair	-	-	-	-	... ..	... ..
Totals	-	-	-	-	108 10 7	14 17 4

## PAYMENTS.

3rd Quarter.	4th Quarter.	YEARLY TOTAL.	GRAND TOTAL.
£ s. d. ... ..	£ s. d. ... ..	£ s. d. ... ..	£ s. d. 10,214 19 11
...	...	32 5 3	
...	...	20 19 3	
...	...	4 10 0	
...	...	50 16 1	
...	...	2 7 0	
...	...	5 0 0	
...	...	2 16 8	
...	...	4 13 8	
...	21 4 0	21 4 0	
...	21 4 0	144 11 11	144 11 11
...			
Carried forward		...	£10,359 11 10



## PAYMENTS.

	1st Quarter.	2nd Quarter.
	£ s d.	£ s d.
Brought forward - - - - -	... ..	... ..
<b>11. Repairs:</b>		
Wages—Engineer - - - - -	11 7 6	11 7 6
" Carpenter - - - - -	21 18 9	22 1 6
" Stoker - - - - -	7 5 1	6 13 6
" Painters - - - - -	11 1 2	31 14 11
" Bricklayers - - - - -	10 5 0	1 12 0
Assistant Clerk of the Works - - - - -	27 6 0	27 6 0
Oils, Colours, Paints, &c. - - - - -	...	11 15 6
Timber - - - - -	34 8 10	24 14 0
Iron and Brass Castings, Fittings, &c. - - - - -	...	3 7 11
Nails, Screws, &c. - - - - -	3 10 0	2 1 0
Tools - - - - -	0 6 8	2 19 6
Sheet Lead and Solder - - - - -	3 4 0	...
Fire Clay and Cement, &c. - - - - -	0 8 0	...
Cotton Waste - - - - -	...	...
Wall Paper - - - - -	...	1 2 1
Three New Retorts - - - - -	...	...
Repairs to Engine - - - - -	...	...
Ditto Boilers - - - - -	...	...
Difference of Cost of Maintenance of Patients in other Asylums represent- ing lodging charges - - - - -	40 14 3	39 1 7
Carriage by Rail - - - - -	...	1 5 6
Insurance - - - - -	2 0 0	...
<b>Total - - -</b>	<b>173 15 3</b>	<b>187 2 6</b>

## PAYMENTS.

3rd Quarter	4th Quarter.	YEARLY TOTAL.	GRAND TOTAL.
£ s. d.	£ s. d.	£ s. d.	£ s. d.
...	...	...	10,359 11 10
11 7 6	11 7 6	45 10 0	
41 7 1	29 19 4	115 6 8	
6 16 8	8 5 0	29 0 3	
44 10 2	33 1 5	120 7 8	
7 4 2	5 16 9	24 17 11	
27 6 0	27 6 0	109 4 0	
5 0 0	5 8 8	22 4 2	
19 19 9	7 3 1	86 5 8	
14 11 8	18 14 3	36 13 10	
0 13 1	4 7 11	10 12 0	
19 18 3	4 7 10	27 12 3	
...	...	3 4 0	
...	23 2 9	23 10 9	
2 6 9	...	2 6 9	
5 19 7	1 8 0	8 9 8	
31 17 9	...	31 17 9	
10 15 6	...	10 15 6	
...	3 9 0	3 9 0	
269 16 6	249 5 0	598 17 4	
1 1 10	...	2 7 4	
30 16 0	...	32 16 0	1,345 8 6
551 8 3	433 2 6	1345 8 6	
Total Payments ..			£11,705 0 4



## BALANCE

## GENERAL STATEMENT OF RECEIPTS AND PAYMENTS

## RECEIPTS.

1	2	3	4	5	6	7	8	9	10	11	12	13	14	15	16	17	18	19	20	21	22	23	24	25	26	27	28	29	30	31	32	33	34	35	36	37	38	39	40	41	42	43	44	45	46	47	48	49	50	51	52	53	54	55	56	57	58	59	60	61	62	63	64	65	66	67	68	69	70	71	72	73	74	75	76	77	78	79	80	81	82	83	84	85	86	87	88	89	90	91	92	93	94	95	96	97	98	99	100
---	---	---	---	---	---	---	---	---	----	----	----	----	----	----	----	----	----	----	----	----	----	----	----	----	----	----	----	----	----	----	----	----	----	----	----	----	----	----	----	----	----	----	----	----	----	----	----	----	----	----	----	----	----	----	----	----	----	----	----	----	----	----	----	----	----	----	----	----	----	----	----	----	----	----	----	----	----	----	----	----	----	----	----	----	----	----	----	----	----	----	----	----	----	----	----	----	----	----	-----

## SHEET.

DURING THE YEAR ENDED 31<sup>ST</sup> DECEMBER, 1879.

## PAYMENTS.

Cr.					£	s.	d.		
	By Salaries and Wages	-	-		2271	16	2		
	„ Provisions	-	-	-	3296	0	3		
	„ Necessaries	-	-	-	1011	11	2		
	„ Miscellaneous	-	-	-	407	2	9		
	„ Rates and Taxes	-	-	-	21	13	10		
	„ Surgery	-	-	-	235	3	5		
	„ Maintenance in other Asylums, &c.				1808	9	3		
	„ Clothing	-	-	-	344	10	9		
	„ Farm and Garden	-	-	-	818	8	4		
	„ Furniture	-	-	-	144	11	11		
	„ Repairs	-	-	-	1345	8	6		
								11705	0 4
	„ Balance with Treasurer	-	-		2136	19	4		
	„ „ „ House Steward	-	-		62	15	10	2199	15 2
								£13904	15 6

EDWIN STOTT,

*Examined February 19th, 1880.**Clerk and Steward.*GEORGE C. CHERRY, *Chairman.*





## SUMMARY OF COST PER HEAD PER WEEK.

	1st Quarter.		2nd Quarter.		3rd Quarter.		4th Quarter.		Average for the Year.	
	s.	d.	s.	d.	s.	d.	s.	d.	s.	d.
Salaries and Wages	2	10.66	2	10.15	2	10.15	2	9.88	2	10.21
Provisions	3	11.22	4	2.83	4	6.95	3	9.51	4	1.63
Necessaries	1	8.78	1	2.23	...	7.13	1	6.9	1	3.24
Miscellaneous	...	6.11	...	6.66	...	6.24	...	5.53	...	6.13
Rates and Taxes	...	0.61	...	0.24	...	0.16	...	0.31	...	0.32
Surgery	...	4.72	...	2.65	...	2.65	...	4.14	...	3.54
Clothing	1	3.43	...	0.19	...	4.82	...	0.52	...	5.19
Furniture	...	6.66	...	0.91	...	...	...	1.25	...	2.17
Farm and Garden	1	2.45	1	0.68	...	9.55	1	0.68	1	0.32
Weekly cost	12	6.64	10	2.54	9	11.65	10	2.72	10	8.75
Less Farm and other Sales	...	...	...	...	...	...	...	...	...	0.19
Cost per head per week	...	...	...	...	...	...	...	...	10	8.56
Average number of Patients daily	304	-	302	-	307	-	309	-	306	-
Total Days of Residence	27382	-	27475	-	28255	-	28459	-	111571	-







ARTICLES MADE UP, REPAIRED OR MARKED, AND OTHER  
WORK DONE BY THE FEMALES IN THE ASYLUM, UNDER  
THE SUPERVISION OF THE HOUSEKEEPER, DURING  
THE YEAR 1879.

ARTICLES.	Made.	Marked.	Repaired.
Antimacassars - - - -	8	...	...
Aprons. Check and Print - -	218	183	1,064
" Harden - - - -	154	178	838
Bedgowns - - - -	65	56	360
Bibbs - - - -	6	6	15
Blankets - - - -	...	12	81
Caps. Day and Night - -	...	46	66
Chemises - - - -	103	128	1,503
" Flannel - - - -	...	30	517
" Ticken - - - -	5	2	30
Covers. Couch, Chair, Cushion, &c.	6	...	10
Counterpanes - - - -	...	9	19
Carpets - - - -	...	...	11
Curtains. Netted - - - -	16	...	...
Drawers. Flannel - - - -	110	65	432
" Ticken - - - -	2	2	13
Dresses. Print and Gingham -	163	96	1,086
" Check - - - -	...	4	32
" Linsey - - - -	9	30	104
Dusters and Cloths - - - -	557	370	...
Hoods - - - -	51	7	24
Handkerchiefs - - - -	219	54	...
House Flannels - - - -	2484	...	...
Ironing Cloths - - - -	3	5	10
Iron-holders - - - -	104	...	...
Jackets. Cord - - - -	...	59	...
Mangle Cloths - - - -	4	4	10
Mattress Cases and Ticks - -	23	8	26
Neckerchiefs - - - -	432	...	...
Petticoats, Jean - - - -	35	19	352
" Flannel and Linsey - -	42	34	392
Pillow Cases - - - -	105	69	1,044
Pinafores - - - -	3	3	19
Pudding Cloths - - - -	36	...	20
Rugs, strong - - - -	4	4	21
Sheets - - - -	189	68	1,220
Shirts - - - -	120	94	1,223
" Ticken - - - -	...	3	23
Stays. Jean - - - -	...	33	51
Stockings & Socks. Knitted Pairs-	130	256	9,373
Table Cloths - - - -	...	30	168
Towels. Huckaback - - - -	145	51	296
" Tea Bath and Round - -	130	264	583
Trousers. Cord - - - -	...	104	...
Vests. Flannel - - - -	78	22	280
Waistcoats. Cord - - - -	...	53	...
Window Blinds - - - -	9	...	73
Waterproofs. Cases, &c. - -	1	26	8
TOTAL - - - -	5,769	2487	21,397



Articles.	Numbers.
Bedgowns ... ..	254
Chemises ... ..	407
„ Flannel ... ..	210
Drawers ... ..	200
Petticoats, Flannel ... ..	10
Pillow Cases ... ..	652
Shirts ... ..	390
Vests, Flannel ... ..	214
Total ... ..	2337

# FARM AND GARDEN ACCOUNT, 1879.

Dr.	£	s.	d.	Cr.	£	s.	d.
To Value of Produce in Store, December, 1878	-	-	0	By Sale of Stock	-	-	3
" Labour	-	-	0	" Value of Supplies to House	1144	4	4
" Tithes	311	4	7	" Value of Produce in Store, December, 1879	383	15	0
" Implements, Tools, &c.	27	6	6				
" Barley, Straw, &c.	36	0	4				
" Stock	243	13	6				
" Potatoes	26	13	5				
" Cotton Cake	102	5	4				
" Threshing and Grinding	50	16	11				
" Manure	7	16	6				
" Farriery	6	1	0				
" Estimated Rent of Land, 57 acres at 40s.	6	14	3				
" Balance Cr.							
					818	12	4
					114	0	0
					168	5	3
					1540	13	7
					1540	13	7

EDWIN STOTT,

*Clerk and Steward.*

*Examined Feb. 19th, 1880,*

GEORGE C. CHERRY, *Chairman.*



