

## **Eleventh report of the Durham County Asylum : for the year 1869.**

### **Contributors**

Durham County Asylum (Sedgefield, England)  
Burdon, Rowland.  
Smith, Robert.  
Barnes, J. W.  
Lowes, Richard.

### **Publication/Creation**

Sedgefield : Durham County Asylum, 1870.

### **Persistent URL**

<https://wellcomecollection.org/works/c6fc2u4u>

### **License and attribution**

This work has been identified as being free of known restrictions under copyright law, including all related and neighbouring rights and is being made available under the Creative Commons, Public Domain Mark.

You can copy, modify, distribute and perform the work, even for commercial purposes, without asking permission.



Wellcome Collection  
183 Euston Road  
London NW1 2BE UK  
T +44 (0)20 7611 8722  
E [library@wellcomecollection.org](mailto:library@wellcomecollection.org)  
<https://wellcomecollection.org>

ELEVENTH REPORT  
OF THE  
DURHAM  
COUNTY ASYLUM.


---

FOR THE YEAR 1869.

---

PRINTED  
AT THE  
DURHAM COUNTY ASYLUM.  
SEDFIELD.

1870.



Digitized by the Internet Archive  
in 2018 with funding from  
Wellcome Library

# COMMITTEE OF VISITORS

FOR 1870.

*c* ROWLAND BURDON, Esq., *Chairman.*


GEORGE HEPPLE RAMSAY, Esq.	GEORGE JOHN SCURFIELD, Esq.
EDWARD JOHNSON, Esq.	JOHN FAWCETT Esq.
HON. HENRY GEORGE LIDDLE, M.P.	JOSEPH LAYCOCK, Esq.
<i>c</i> JOHN FOGG ELLIOT, Esq.	<i>c</i> CHARLES TROTTER, Esq.
WILLIAM ANDERSON, Esq.	<i>c</i> ARTHUR HILL TALMADGE, Esq.
THOMAS CHARLES THOMPSON, Esq.	STEPHEN ROBINSON, Esq.
ROBERT HENRY ALLAN, Esq.	<i>c</i> THOMAS WOOD, Esq.
JOHN HENDERSON, Esq., M.P.	THE REV. CHARLES HENRY FORD
ANTHONY WILKINSON, Esq.	<i>c</i> CHRISTOPHER MALING WEBSTER, Esq.
RALPH CARR, Esq.	<i>c</i> LIEUT. COL. GEORGE HALL
<i>c</i> THE REV. ANGUS BETHUNE	<i>c</i> THE REV. WILLIAM MAYOR
HENRY FELL PEASE, Esq.	<i>c</i> THOMAS HUTCHINSON, Esq.
<i>c</i> DAVID DALE, Esq.	<i>c</i> HENRY BRAMWELL, Esq.

*c* House Committee.

— 00 —

## OFFICERS :—

<i>Medical Superintendent...</i>	... ..	ROBERT SMITH, M.D.
<i>Assistant Medical Officer</i>	... ..	JOHN WALLIS, L.R.C.P.E.
<i>Chaplain</i>	... ..	THE REV. C. VAUGHAN
<i>Clerk and Steward</i>	... ..	MR. RICHARD LOWES
<i>Matron</i>	... ..	MISS DUCE
<i>Clerk to Visitors</i>	... ..	J. WATSON, Esq., Solicitor.
<i>Treasurer</i>	... ..	J. W. BARNES, Esq.





TO  
HER MAJESTY'S  
JUSTICES OF THE PEACE  
FOR THE  
COUNTY OF DURHAM,  
IN  
GENERAL QUARTER SESSIONS  
ASSEMBLED.

—ooo—

The Committee of Visitors have to REPORT  
that the number of Patients is as follows:—

		Males.	Females.	Total.
On 31st. December 1868	...	253	239	492
Admitted during 1869	...	95	77	172
Total under Treatment	...	348	316	664
Discharged:—		Males.	Females.	Total.
Recovered	...	26	37	63
Relieved	...	2	5	7
Not Improved	...	2	1	3
Died	...	41	40	81
Total Discharged	...	71	83	154
Remaining on 31st. Dec. 1869		277	233	510
Daily Average number of				
Patients for 1869	...	270·7	234·3	505
Do. do. 1868	...	245·0	235·0	480

The Cost of Maintenance per head is as follows:—

			S.	D.
Provisions	...	...	4	9.83
Clothing	...	...	0	9.24
Salaries and Wages	...	...	1	7.85
Necessaries	...	...	1	0.50
Surgery and Dispensary	...	...	0	1.34
Wine, Spirits and Porter	...	...	0	5.69
Furniture and Bedding	...	...	0	5.28
Garden and Farm	...	...	1	1.12
Miscellaneous	...	...	0	2.07
			10	6.92
Less by Sales during the Year				9.38
				<hr/>
Total Cost			9	9.54

The following table shews the cost per head per week for the last three years.

			1867	1868	1869
			S.	D.	S.
Provisions	{ Meat	...	2	5.69	2
	{ other Provisions	...	2	5.42	2
Clothing	...	...	1	1.07	0
Salaries and Wages	...	...	1	8.20	1
Necessaries	...	...	1	1.87	1
Surgery and Dispensary	...	...	0	0.89	0
Wine, Spirits and Porter	...	...	0	5.11	0
Furniture and Bedding	...	...	0	7.04	0
Garden and Farm	...	...	0	6.15	0
Miscellaneous	...	...	0	2.52	0
			10	7.96	10
Less by Sales during the Year	...	...	0	6.92	0
				<hr/>	
Total Cost			10	1.04	9
					5.25
					9.54

From which it appears that the additional cost has been principally in Meat and this from the price of Meat per stone, and not from the quantity consumed, for since we have purchased Cattle for the larder, the quantity of Meat consumed has been less than when it was bought from a butcher, for whereas previous to 1866 the yearly



quantity consumed by each patient was  $222\frac{1}{2}$  lbs., it now amounts to only  $208\frac{3}{4}$  lbs. We are in fact getting the butcher's profit. We have altered the manner of charging the cost of Meat which for the last three years has been charged under the head "Farm and Garden." We have thought that it was more correct to charge it under "Provisions": much the greater part of it consists of Cattle bought by our farm Manager, and slaughtered for the use of the Asylum, for the most part either immediately or after having been kept a very short time on the Farm. This change of heading makes no difference in the total result.

Our last report holds out the prospect of a great saving being effected in the Laundry by the use of Steam Machinery. We find in fact that about £100 has been saved during the last year in the cost of a Laundry Maid, Soap and extra diet, and the Matron assures us that as great an amount has been saved in the wearing apparel which was before much injured by the long period during which it remained wet.

In consequence of the increase in the number of patients and the previous crowded state of the Male Wards and Infirmary, the General Committee of Visitors met twice at the Asylum and came to the conclusion that the Infirmary accommodation was quite insufficient, and should be improved as soon as possible, that the best mode of doing so, would be by building a portion of the New Wing for Males together with the Connecting Corridor, and that it would, without doubt, be more economical to add to



the present Asylum than to build one in another locality. Since this the Commissioners in Lunacy have visited the Asylum and their report contains the following paragraph "We cannot too strongly urge on the Committee of Visitors the importance of proceeding without further delay to the extension of the accommodation of Male Patients for which plans, analogous to those applicable to the Female division, have been long ago prepared." This plan has been approved by the Quarter Sessions and by the Commissioners in Lunacy. The work is now in progress, and the Corridor is nearly completed.

In the month of June, Scarlet Fever broke out in the Asylum. Dr. Smith and his Assistant Dr. Wallis being attacked at different times, the temporary services of an additional Medical Officer became necessary. The Fever continued for six weeks and one female patient died of it.

The new wing for the Females having been finished and occupied, and measures having been taken to relieve the overcrowding of the patients, it is confidently expected that the condition of the Asylum for 1870 will be more favourable than that of the three preceding years.

Signed,

Rowland Burdon, (Chairman.)

George Hall,

Charles Henry Ford,

Angus Bethune,

John Fogg Elliott.

AVERAGE COST PER WEEK OF EACH PATIENT  
DURING THE YEAR ENDING 31ST DECEMBER, 1869.

	S.	D.
Provisions ... ..	4	9·83
Clothing ... ..	0	9·24
Salaries and Wages ... ..	1	7·85
Necessaries ... ..	1	0·50
Surgery and Dispensary ... ..	0	1·34
Wine, Spirits and Porter ... ..	0	5·69
Furniture and Bedding ... ..	0	5·28
Garden and Farm ... ..	1	1·12
Miscellaneous ... ..	0	2·07
	<hr/>	
	10	6 92
Less by Sales during the Year	0	9·38
	<hr/>	
Total Cost	9	9·54
	<hr/>	

INCOME FOR THE YEAR ENDING 31ST DECEMBER,  
1869.

Quarter ending 25th March, 1869	£3,177	7	6
Quarter ending 25th June, 1869	3,268	15	11
Quarter ending 29th September, 1869	3,525	2	4
Quarter ending 25th December, 1869	3,182	14	4
Cash from Sales, &c., during the year	1,026	3	2
	<hr/>		
	£14,180	3	3
	<hr/>		
Total Cost of Maintenance } for the year ... ..	£14,164	3	6
	<hr/>		



THE ... OF ...  
...

...

...


...

...



# THE MEDICAL SUPERINTENDENT'S

REPORT FOR THE YEAR, 1869.



GENTLEMEN,

I beg to present for your approval the Eleventh Annual Report of this Asylum.

Four hundred and ninety-two patients, viz :— 253 men and 239 women, were resident on the last day of December, 1868. During the year 1869, ninety-five men and seventy-seven women were admitted, making a total of 664 patients under treatment : of these 172 admissions, ten men and nine women had on previous occasions been inmates of the Asylum. Of the total number under treatment, 63 viz. 26 men and 37 women recovered, 2 men and 5 women, improved, 2 men and 1 woman left not improved, and the very large number of 81 died. So that at the end of the year, there was a resident population of 510, or 18 more than at the commencement : there was an increase on the men's side of the establishment of 24, while on the women's side, there was a decrease of 6 patients.

The condition of the admitted was more than usually unfavourable. Many were admitted in the last stages of exhaustion from Phthisis, General Paralysis, and other diseases, increasing thereby the death rate, and adding greatly to our expenses.

Among the Recoveries will be found at Table X, five cases of General Paralysis. These having recovered so far as to render their stay in the Asylum irksome to themselves, and otherwise undesirable, were permitted to leave the Asylum for limited periods, and at the expiration of their leave, were reported "Recovered," by the Medical Officers of their Unions, and were consequently discharged as such ; should they remain in the County, they will without doubt return to end their days in the Asylum. A woman, who had been upwards of eight years in the Asylum, was amongst the Recoveries.

Of those "Relieved," and "Not Improved," one woman, was transferred to another Asylum, the others were removed by their Relatives on giving the undertaking prescribed by law.

I am most thankful to be able to state that no accident contributed to increase our death rate ; of the 81 deaths, no fewer than 24 were the result of General Paralysis, while other forms of Brain or Spinal Disease contributed 29 ; consequently 65·4 per cent. of the deaths resulted from Diseases of the Nervous System, acquired prior to admission, and over which, beyond perhaps prolonging existence, medical treatment had little influence. Thirteen deaths were registered from Phthisis, and the large majority of these cases were admitted in advanced stages of the disease.



From the middle of May until September, isolated cases of Scarlet Fever occurred in the Asylum, and among the families of various of the Officials. The disease was however most prevalent among the Nurses on the women's side, only two patients having been affected ; one of the latter, a woman, unfortunately died.

The Infirmary Block was opened in September. It is a cheerful, comfortably arranged building, with a pleasant look out, capable of affording accommodation for 200 patients. It is worthy of being noted that fourteen of the noisiest, dirtiest, most destructive women were transferred as an experiment to a small, comfortable, and neatly furnished room in this block, and two intelligent and experienced nurses placed in charge : very shortly afterwards, manifest signs of improvement were visible ; one by one patients who had never worked before were seen with seams in their hands, the noisy became quiet, and the disorderly in person neat in appearance. At the end of a few months when the experiment ended, all with the exception of one, had become greatly improved, and now at the expiration of six months, exhibit proof of the judicious treatment then bestowed on them. There can be no doubt that if the patients throughout the kingdom are of the class seen in this County, minute classification in small



cheerful neatly furnished compact wards, increased attendance and increased Medical supervision would do more than all the restraint, coercion and padded rooms so recently urged in various quarters, not only to prevent accidents and injuries to patients, but to promote their recovery, and to increase the happiness of those who can never hope to be restored to their homes or friends. It is neither Attendants nor Medical Superintendents who are to blame for the great proportion of accidents which occur in Asylums, but the Rate-payers themselves, who grumble at any apparent expense, however necessary it may be. Were they to be true to their own interests, true to the interests of the Insane, and true to the cause of humanity, there would seldom be any necessity for drawing attention to ribs broken or other cruelties committed in Asylums. When the Ratepayer never visits the Asylum to which he contributes, never shows his sympathy with the Inmates, and never even sends an old newspaper to relieve the monotony of their existence, he cannot expect that the inferior officer will do other than follow his example, and look at their fellow creatures from merely a pecuniary point of view.

Among those who have not forgotten that they have fellow creatures in this Asylum, must be mentioned, Miss Manning of Colchester, who has

so constantly, kindly and liberally supplied us for many years with books and periodicals; Mr. Scurfield Grey who has sent weekly a copy of *the Illustrated London News*; the Editors of *the Durham Advertiser*; *the Stockton and Hartlepool Mercury*; and *the South Durham Herald*. It would be out of place here to indicate those of the Visiting Justices who have so liberally and so frequently administered to our necessities and comforts.

With the exceptions, three in number, which have been brought under your notice, the Attendants have during the past year, given much satisfaction by their conduct.

The Amusements continue much as in former years, except that an additional night has been occupied weekly in Readings and Vocal and Instrumental Music.—Cricket, Football, Quoits, Bowls, &c., have been our chief out-door amusements.

In conclusion, Gentlemen, I have to thank you for much kind consideration and courtesy experienced during the past year at your hands, and I have the honour to be,

Gentlemen,

Your obedient Servant,

ROBERT SMITH, M.D.







TABLE I.

*Showing the Annual Admissions, Discharges, and Deaths, with the Average Percentage of Recoveries and Deaths, since the Opening of the Asylum in 1858.*

Year.	DISCHARGES.												Remaining at the end of the Year.	Percentage, of Recoveries calculated on the Admissions.			Average Number of Patients Resident.			Percentage of Deaths, calculated on the mean numbers Resident.					
	Recovered.				Not Improved.				Dead.					M.	F.	T.	M.	F.	T.						
	M.	F.	T.	M.	F.	T.	M.	F.	T.	M.	F.	T.													
1858	102	71	173	8	8	16	2	0	2	1	2	3	4	3	58	145	7.8	11.2	9.2	54.7	42.8	97.5	7.3	7.0	7.1
1859	93	107	200	21	31	52	3	3	6	1	3	4	14	4	124	265	22.5	26.9	26.0	111.5	91.7	203.2	12.5	4.3	8.8
1860	74	67	141	27	34	61	4	5	9	4	3	7	28	16	139	291	36.4	30.7	43.2	151.4	140.9	322.3	18.4	7.0	12.9
1861	82	71	153	23	33	56	8	3	11	2	5	7	21	5	164	342	30.4	26.4	31.8	170.6	153.3	324.1	12.3	3.2	8.0
1862	99	74	173	40	43	83	1	1	2	2	1	3	25	17	174	377	46.4	60.8	52.6	200.7	177.2	377.9	12.6	9.8	11.0
1863	68	57	125	33	33	66	1	3	4	2	2	4	23	12	189	383	50.0	61.4	55.2	203.5	181.7	387.2	12.1	6.1	9.5
1864	72	74	146	25	29	54	1	2	3	11	8	19	26	15	199	416	34.7	39.1	36.9	215.0	194.9	410.0	12.1	7.7	9.6
1865	71	58	129	26	26	52	3	0	3	28	29	57	34	16	186	383	36.6	44.8	40.3	209.5	194.0	403.5	16.2	8.2	12.3
1866	59	62	121	20	30	50	0	2	2	1	3	4	20	16	191	400	33.9	36.0	46.2	211.0	183.0	399.0	9.4	8.5	9.0
1867	92	87	179	38	37	75	4	1	5	2	2	4	25	24	214	452	41.3	42.3	41.9	237.0	209.0	440.0	10.5	11.4	10.9
1868	73	88	161	19	38	57	3	1	4	2	0	2	34	24	239	492	26.0	40.9	34.1	245.0	235.0	480.0	13.8	10.2	12.0
1869	93	77	172	20	37	57	2	5	7	2	1	3	41	40	233	510	27.3	48.0	36.6	270.7	234.3	505.0	15.1	17.0	16.0
Total.	980	891	1873	316	389	705	37	26	58	58	59	117	297	186	483		32.2	43.5	37.6	190.2	170.2	360.4	12.6	8.3	10.5

TABLE II.

*General Results from the Opening of the Asylum on  
13th of April 1868.*

Admitted from 13th April, 1858, to 31st December, 1869. ... ..				M.	F.	T.
Readmissions ... ..				82	86	168
Total under treatment				980	893	1873
Discharged :—				M.	F.	T.
Recovered ...				316	389	705
Relieved ...				32	26	58
Not Improved ...				58	59	117
Died ...				297	186	483
Total Discharged ... ..				703	660	1363
Remaining 31st December, 1869				277	233	510

TABLE III.

*General Results of the Year 1869.*

Remaining December 31st 1868 ... ..				M.	F.	T.
Admitted during the Year 1869 ... ..				85	68	153
Readmitted during the same period ... ..				10	9	19
Total under treatment ... ..				348	316	664
Discharged :—				M.	F.	T.
Recovered ...				26	37	63
Relieved ...				2	5	7
Not Improved ...				2	1	3
Died ...				41	40	81
Total Discharged ... ..				71	83	154
Remaining December 31st 1869				277	233	510

Daily Average Number of Patients Resident :—

Males.	Females.	Total.
270.75	234.32	505.07



TABLE IV.  
*Shewing the Monthly Admissions, Recoveries and Deaths*

		Admissions.			Recoveries.			Deaths.			
		M.	F.	T.	M.	F.	T.	M.	F.	T.	
January	...	...	6	7	13	0	1	1	4	5	9
February	...	...	8	3	11	3	0	3	2	4	6
March	...	...	14	7	21	1	7	8	6	5	11
April	...	...	4	7	11	1	1	2	3	4	7
May	...	...	11	9	20	2	3	5	1	4	5
June	...	...	15	6	21	2	6	8	3	3	6
July	...	...	6	6	12	6	3	9	3	3	6
August	...	...	6	7	13	1	0	1	3	3	6
September	...	...	6	9	15	1	7	8	2	4	6
October	...	...	6	3	9	2	1	3	4	2	6
November	...	...	9	6	15	5	4	9	5	3	8
December	...	...	4	7	11	2	4	6	5	0	5
			95	77	172	26	37	63	41	40	81

TABLE V.  
*Shewing the Ages on Admission of those Admitted, Recovered and Dead.*

	Admissions.			Recoveries.			Deaths.		
	M.	F.	T.	M.	F.	T.	M.	F.	T.
Under 10 years	0	0	0	0	0	0	0	0	0
From 10 to 15 years	2	2	4	0	0	0	2	0	2
„ 15 „ 20 „	5	6	11	4	3	7	0	3	3
„ 20 „ 25 „	7	10	17	2	4	6	2	4	6
„ 25 „ 30 „	8	10	18	1	7	8	1	4	5
„ 30 „ 35 „	10	9	19	1	6	7	5	4	9
„ 35 „ 40 „	15	6	21	6	4	10	4	3	7
„ 40 „ 45 „	15	7	22	4	4	8	9	5	14
„ 45 „ 50 „	7	5	12	1	3	4	4	2	6
„ 50 „ 55 „	8	6	14	3	2	5	5	3	8
„ 55 „ 60 „	8	5	13	2	3	5	3	3	5
„ 60 „ 65 „	4	4	8	2	1	3	2	2	4
„ 65 „ 70 „	1	3	4	0	0	0	1	3	4
„ 70 „ 75 „	1	1	2	0	0	0	1	3	4
„ 75 „ 80 „	0	0	0	0	0	0	0	1	1
„ 80 „ 85 „	0	0	0	0	0	0	0	0	0
Unknown ...	4	3	7	0	0	0	2	1	3
	95	77	172	26	37	63	41	40	81



TABLE VI.  
*Shewing the Social Condition of those Admitted, Recovered  
and Dead.*

		Admitted.			Recovered.			Dead.		
		M.	F.	T.	M.	F.	T.	M.	F.	T.
Married	...	50	47	97	15	27	42	25	17	42
Single	...	32	22	54	8	7	15	10	12	22
Widowed	...	8	6	14	2	3	5	4	10	14
Unknown	...	5	2	7	1	0	1	2	1	3
		95	77	172	26	37	63	41	40	81

TABLE VII.  
*Religious Persuasions of those Admitted.*

				Males.	Females.	Total.
Baptists	...	...	...	2	0	2
Church of England	...	...	...	37	37	74
Church of Scotland	...	...	...	3	2	5
Congregationalist	...	...	...	1	1	2
Episcopalians	...	...	...	0	1	1
Independents	...	...	...	1	1	2
New Connexion	...	...	...	3	0	3
None	...	...	...	0	1	1
Primitive Methodists	...	...	...	8	5	13
Protestants	...	...	...	3	2	5
Quakers	...	...	...	1	0	1
Roman Catholics	...	...	...	12	11	23
Unknown	...	...	...	6	2	8
Wesleyan Methodists	...	...	...	18	14	32
				95	77	172

TABLE VIII.  
*Professions or Occupations of those Admitted.*

				Males.	Females.	Total.
Boiler Smith	...	...	...	1	0	1
Black Smith	...	...	...	1	0	1
„ Wife of	...	...	...	0	1	1
Butcher Wife of	...	...	...	0	1	1
Cabinet Maker	...	...	...	1	0	1
Cart Man	...	...	...	1	0	1
„ Wives of	...	...	...	0	3	3
Commercial Traveller	...	...	...	1	0	1
Domestic Servants	...	...	...	0	9	9
Draper	...	...	...	1	0	1
Carried forward				6	14	20

					M.	F.	T.
	Brought forward	...	...	...	6	14	20
Engineers	...	...	...	...	2	0	2
Farmer	Wife of	...	...	...	0	1	1
Glass Workers	...	...	...	...	2	0	2
Governess	...	...	...	...	0	1	1
Green Grocer	...	...	...	...	1	0	1
Grocers	...	...	...	...	2	0	2
Housekeeper	...	...	...	...	0	1	1
Housewives	...	...	...	...	0	15	15
Innkeeper & Wife of	...	...	...	...	1	1	2
Joiners	...	...	...	...	2	0	2
„	Wife of	...	...	...	0	1	1
Keelmen	Wives of	...	...	...	0	2	2
Labourers	...	...	...	...	28	1	29
„	Wives of	...	...	...	0	5	5
„	Son of	...	...	...	1	0	1
Lead Miner	...	...	...	...	1	0	1
Lodging House Keeper	...	...	...	...	1	0	1
Mason	...	...	...	...	1	0	1
Marine Store Dealer	...	...	...	...	1	1	2
Milliner	...	...	...	...	0	1	1
Miners	...	...	...	...	15	0	15
„	Wives of	...	...	...	0	9	9
„	Daughter of	...	...	...	0	1	1
Nail Maker	...	...	...	...	1	0	1
No Occupation	...	...	...	...	2	8	10
Office Cleaner	...	...	...	...	0	1	1
Painter	...	...	...	...	1	0	1
Paper Hanger	...	...	...	...	1	0	1
Pilots	...	...	...	...	2	0	2
Plumbers	...	...	...	...	2	0	2
Printers	...	...	...	...	1	0	1
Prostitute	...	...	...	...	0	1	1
Provision Dealer, Wife of	...	...	...	...	0	1	1
Sadler, Wife of	...	...	...	...	0	1	1
Sailmaker, Widow of	...	...	...	...	0	1	1
Sailors	...	...	...	...	6	0	6
Shoemakers	...	...	...	...	3	0	3
Ship Carpenters	...	...	...	...	2	0	2
Ship Builder	...	...	...	...	1	0	1
Spinsters	...	...	...	...	0	4	4
Striker	...	...	...	...	1	0	1
Sweep, Widow of	...	...	...	...	0	1	1
Tailor	...	...	...	...	1	0	1
Unknown	...	...	...	...	7	5	12



TABLE IX.

*Shewing Unions from which those Admitted, Recovered, and Dead have been received.*

	Admitted.			Recovered.			Dead.		
	M.	F.	T.	M.	F.	T.	M.	F.	T.
Auckland ...	14	9	23	3	5	8	6	3	9
Chester-le-Street...	4	6	10	3	1	4	1	3	4
County ...	2	0	2	1	0	1	1	1	2
Darlington ...	3	3	6	1	3	4	4	2	6
Durham ...	11	4	15	4	3	7	2	3	5
Easington ...	3	3	6	0	2	2	0	1	1
Gateshead ...	11	15	26	4	7	11	7	7	14
Hartlepool ...	3	5	8	0	1	1	1	1	2
Houghton-le-Spring	4	2	6	0	0	0	2	2	4
Lanchester ...	8	6	14	1	2	3	3	0	3
Sedgefield ...	3	3	6	1	0	1	0	1	1
South Shields ...	16	0	16	3	2	5	6	4	10
Stockton ...	1	1	2	1	0	1	1	0	1
Sunderland ...	8	15	23	3	8	11	6	11	17
Teesdale ...	2	2	4	1	2	3	0	0	0
Weardale ...	2	0	2	0	1	1	1	1	2
Private ...	0	3	3	0	0	0	0	0	0
	95	77	172	26	37	63	41	40	81

TABLE X.

*Shewing the Mental Condition of those Admitted, Recovered and Dead, with the more serious Complications.*

	Admitted.			Recovered			Dead.		
	M.	F.	T.	M.	F.	T.	M.	F.	T.
Dementia ...	43	34	77	11	13	24	6	15	21
„ with Epilepsy ...	4	2	6	0	0	0	2	4	6
„ with Paralysis ...	0	1	1	0	0	0	0	0	0
„ with General Paralysis	13	1	14	1	3	4	14	3	17
„ with Chorea ...	0	0	0	0	0	0	0	2	2
Imbecility ...	0	3	3	0	0	0	3	0	3
Mania ...	17	28	45	9	14	23	5	13	18
„ with Epilepsy ...	0	2	2	0	0	0	1	0	1
„ with General Paralysis	0	0	0	0	0	0	2	0	2
Melancholia ...	16	6	22	5	6	11	6	3	9
„ with General Paralysis	2	0	2	0	1	1	2	0	2
	95	77	172	26	37	63	41	40	81

TABLE XI.

*Shewing the Physical Condition of Patients admitted.*

					M.	F.	T.
Good Health	...	...	...	...	30	16	46
Delicate	...	...	...	...	39	35	74
Feeble	...	...	...	...	26	26	52
					95	77	172

TABLE XII.

*Shewing the cause of Mental Disease in those Admitted, Recovered and Dead.*

	Admitted.			Recovered.			Dead.		
	M.	F.	T.	M.	F.	T.	M.	F.	T.
Accident to Irish Mail Train	0	0	0	1	0	1	0	0	0
Change of Life ...	0	3	3	0	0	0	0	1	1
Death of near Relatives	1	2	3	0	1	1	1	2	3
Epilepsy ...	3	2	5	0	1	1	4	3	7
Erysipelas in Head ...	1	0	1	1	0	1	0	0	0
Family Differences ...	0	2	2	0	0	0	0	1	1
Fever ...	1	1	2	0	1	1	0	1	1
Fright ...	1	0	1	0	0	0	0	0	0
Gonorrhoea ...	1	0	1	0	0	0	1	0	1
Grief ...	0	0	0	0	0	0	0	1	1
Hard Work ...	1	0	1	0	0	0	1	0	1
Hereditary or Congenital	1	6	7	1	1	2	1	1	2
Illness ...	1	1	2	1	0	1	1	1	2
Illtreatment from Husband	0	1	1	0	0	0	0	0	0
Injury to Head ...	2	0	2	0	0	0	0	0	0
Intemperance ...	6	0	6	2	0	2	3	1	4
Jealousy ...	1	0	1	0	0	0	0	0	0
Loss of Employment ...	0	0	0	0	0	0	1	0	1
Acute Rheumatism ...	0	1	1	0	0	0	0	0	0
Misconduct of Husband	0	1	1	0	1	1	0	0	0
Misfortune in Business	1	0	1	0	0	0	2	0	2
Onanism ...	0	0	0	0	0	0	1	0	1
Poverty ...	0	0	0	0	1	1	0	0	0
Quarrel with Master ...	1	0	1	0	0	0	0	0	0
Recent Confinement ...	0	7	7	0	3	3	0	1	1
Religious Excitement ...	5	1	6	2	0	2	2	0	2
Residence in hot Climates	1	0	1	0	0	0	0	0	1
Small Pox ...	0	0	0	0	0	0	1	0	1
Sun Stroke ...	2	0	2	1	0	1	0	1	1
Unknown ...	65	49	114	17	23	45	22	26	48
	95	77	172	26	37	63	41	40	81



TABLE XIII.

*Shewing the Duration of Mental Disease prior to Admission, in those Admitted, Recovered and Dead.*

	Admitted.			Recovered.			Dead.		
	M.	F.	T.	M.	F.	T.	M.	F.	T.
1 Month and under	38	30	68	15	22	37	12	12	24
1 to 2 Months	16	17	33	4	9	13	3	4	7
2 " 3 "	7	7	14	2	3	5	3	2	5
3 " 4 "	6	4	10	2	0	2	3	1	4
4 " 6 "	6	3	9	1	1	2	1	2	3
6 " 9 "	7	3	10	0	2	2	2	0	2
9 Months to 1 Year	0	0	0	0	0	0	2	1	3
1 to 2 Years	1	3	4	0	0	0	3	1	4
2 " 3 "	3	3	6	0	0	0	2	1	3
Upwards	1	4	5	0	0	0	3	9	12
Congenital	0	1	1	0	0	0	2	0	2
Unknown	10	2	12	2	0	2	5	7	12
	95	77	172	26	37	63	41	40	81

TABLE XIV.

*Shewing the Duration of Residence in the Asylum of those Recovered and Dead.*

		Recovered.			Dead.		
		M.	F.	T.	M.	F.	T.
1 Month and under	...	0	0	0	3	1	4
1 to 2 Months	...	0	0	0	3	1	4
2 " 3 "	...	1	3	4	1	0	1
3 " 4 "	...	3	3	6	1	0	1
4 " 5 "	...	3	8	11	0	1	1
5 " 6 "	...	7	8	15	1	2	3
6 " 7 "	...	2	3	5	5	2	7
7 " 8 "	...	3	4	7	0	0	0
8 " 9 "	...	1	1	2	1	2	3
9 " 10 "	...	1	0	1	0	2	2
10 " 11 "	...	1	2	3	1	2	3
11 " 12 "	...	1	0	1	1	1	2
1 to 2 Years	...	2	3	5	8	7	15
2 " 3 "	...	0	1	1	3	3	6
3 " 4 "	...	1	0	1	4	2	6
4 " 5 "	...	0	0	0	1	4	5
5 " 6 "	...	0	0	0	2	4	6
6 " 7 "	...	0	0	0	1	0	1
7 " 8 "	...	0	0	0	0	1	1
8 " 9 "	...	0	1	1	0	1	1
9 " 10 "	...	0	0	0	1	0	1
10 " 11 "	...	0	0	0	4	4	8
		26	37	63	41	40	81

TABLE XV.

*Shewing the Cause of Death.*

Disease of Brain	...	...	...	8	10	18
Pneumonia	...	...	...	2	1	3
General Degeneration	...	...	...	2	1	3
Heart Disease	...	...	...	1	3	4
General Paralysis	...	...	...	13	6	24
Phthisis	...	...	...	3	10	13
Chorea	...	...	...	0	1	1
Epilepsy	...	...	...	4	4	8
Erysipelas	...	...	...	1	0	1
Diseased Liver (Ascites)	...	...	...	0	1	1
Scarlet Fever	...	...	...	0	1	1
Chronic Bronchitis	...	...	...	0	1	1
Paralysis	...	...	...	1	1	2
Apoplexy	...	...	...	1	0	1
				41	40	81



TABLE XVI.—*Abstract of Returns made by Clerks of Unions, January 1st, 1869.*

UNIONS, &c.	In County Asylums		In other Asylums.		In Workhouses.		With Friends or in Lodgings.		Total.		Grand Total.
	M.	F.	M.	F.	M.	F.	M.	F.	M.	F.	
Auckland	25	21	0	1	4	2	3	3	32	27	59
Chester-le-Street	7	8	0	0	5	6	0	0	12	14	26
Darlington	10	20	0	0	0	0	0	0	10	20	30
Durham	9	17	0	0	8	6	1	2	18	25	43
Easington	10	7	1	0	0	0	3	1	14	8	22
Gateshead	34	35	0	0	14	9	11	12	59	56	115
Hartlepool	12	6	0	0	4	3	0	0	16	9	25
Houghton-le-Spring	12	9	0	0	2	5	1	1	15	15	30
Lanchester	9	9	0	0	1	3	0	0	10	12	22
Sedgefield	6	5	0	0	1	4	0	0	7	9	16
South Shields	29	20	0	0	6	8	13	24	48	52	100
Stockton	10	5	0	0	2	4	0	0	12	9	21
Sunderland	38	49	0	0	40	44	8	24	86	117	203
Teesdale	10	6	0	0	4	8	3	3	17	17	34
Weardale	4	7	0	1	1	1	0	0	5	9	14
County	28	14	0	0	0	0	0	0	28	14	42
Total Insane, 1st January, 1869	253	238	1	2	92	103	43	70	389	413	802

TABLE XVII—*Abstract of Returns made by Clerks of Unions, January 1st, 1870.*

UNIONS, &c.	In County Asylum.		In other Asylums.		In Workhouses.		With Friends or in Lodgings.		Total.		Grand Total.
	M.	F.	M.	F.	M.	F.	M.	F.			
Auckland ...	28	21	0	0	4	2	3	2	35	25	60
Chester-le-Street ...	6	10	0	0	5	3	0	0	11	13	24
Darlington ...	10	17	0	0	0	0	0	0	10	17	27
Durham ...	17	14	1	0	7	7	1	3	26	24	50
Easington ...	12	6	0	0	0	0	3	0	15	6	21
Gateshead ...	34	34	0	0	18	4	8	13	60	51	111
Hartlepool ...	14	8	0	0	2	2	0	0	16	10	26
Houghton-le-Spring ...	13	9	0	0	0	6	1	2	14	17	31
Launcester ...	10	11	0	0	1	3	0	0	11	14	25
Sedgefield ...	8	7	0	0	1	4	0	0	9	11	20
South Shields ...	35	13	2	0	5	7	11	23	53	43	96
Stockton ...	8	5	0	0	1	4	0	0	9	9	18
Sunderland ...	37	44	0	0	47	53	7	22	91	119	210
Teesdale ...	11	6	0	0	3	7	2	2	16	15	31
Wardale ...	5	5	0	1	1	1	0	0	6	7	13
County ...	27	13	0	0	0	0	0	0	27	13	40
Total Insane, 1st January, 1870,	275	223	3	1	95	103	36	67	409	394	803
Total Insane, 1st January, 1869,	253	238	1	2	92	103	43	70	389	413	802
Increase ...	22	—15	2	—1	3	0	—7	—3	20	—19	1



# METEOROLOGICAL REPORT.

1869.

## BAROMETER.

Corrected to 32° Fah. and to Sea Level.

## SELF-REGISTERING THERMOMETERS.

### In Air and Protected.

MONTH.	Mean Morning.	Mean Evening.	Mean Daily.	Highest Reading.	Lowest Reading.	Monthly Range.	Highest in Month.	Lowest in Month.	Monthly Range.	Greatest Daily Range.	Mean of all the Highest.	Mean of all the Lowest.	Mean Daily Range.	Mean Temperature.	Sol. Rad. Max. In Sun.		Terrest. Rad.	
															Highest.	Mean.	Lowest.	Mean.
January .....	29.897	29.849	29.873	30.416	28.854	1.562	54.5	18.2	36.2	18.0	41.8	36.0	8.9	38.9	80.0	56.0	16.5	33.3
February .....	29.764	29.765	29.764	30.221	28.780	1.441	54.0	30.0	24.2	16.7	45.9	38.7	10.4	42.3	82.0	66.4	28.2	35.9
March .....	29.831	29.861	29.846	30.360	28.902	1.458	49.5	26.2	23.2	19.0	41.4	33.0	11.2	37.2	92.0	74.8	24.0	30.0
April .....	29.953	29.982	29.967	30.538	29.096	1.442	74.5	31.5	43.0	27.2	53.6	41.8	16.0	47.7	108.5	86.5	29.0	36.8
May .....	29.859	29.840	29.849	30.350	29.072	1.278	61.0	33.2	27.7	21.5	49.2	40.9	11.1	45.1	98.0	80.9	28.0	36.3
June .....	30.030	30.043	30.036	30.334	29.371	0.963	79.5	35.2	44.2	27.2	60.5	46.6	17.2	53.2	111.0	99.0	31.2	40.4
July .....	30.009	29.981	29.995	30.392	29.477	0.915	83.0	42.2	40.7	32.5	70.0	53.7	21.8	61.9	121.5	107.0	36.5	49.3
August .....	30.084	30.097	30.090	30.390	29.496	0.894	91.0	35.5	55.5	36.0	64.7	49.5	19.0	57.1	120.0	98.9	34.2	47.1
September .....	29.645	29.630	29.637	30.450	28.994	1.456	70.2	40.5	29.7	20.5	60.8	50.0	14.7	55.4	117.0	94.8	38.2	46.9
October .....	29.986	29.955	29.970	30.401	29.221	1.180	68.7	28.5	39.7	17.5	51.5	43.1	12.5	47.3	100.0	81.2	28.2	41.1
November .....	29.768	29.747	29.766	30.280	29.119	1.161	55.0	26.2	28.7	16.7	44.4	37.3	10.6	40.9	85.0	64.4	24.2	35.2
December .....	29.712	29.698	29.709	30.640	28.697	1.943	53.0	19.7	33.2	18.0	38.6	32.7	8.7	35.7	71.0	51.5	18.5	30.7



# METEOROLOGICAL REPORT — (Continued).

1869.	HYGROMETRY.					RAIN.			WIND.								OZONE.			CLOUD.				
MONTH.	Dry Bulb.	Wet Bulb.	Dew Point.	Elastic force of Vapour.	Humidity. Sat.=100.	No. of days it fell.	Amount.	Greatest Daily Amount.	No. of Days it Blew in Certain Directions.								Calm or Variable.	Mean Force calculated at 1—6.	1—10.			Mean.	Highest.	Lowest.
								N.	N.E.	E.	S.E.	S.	S.W.	W.	N.W.	Mean.			Highest.	Lowest.				
January .....	38.7	38.1	37.4	.224	95	13	1.575	.240	0	0	1	5	18	3	1	0	3	1.7	4.0	10	0	4.9	9	1
February .....	42.2	40.7	38.9	.237	88	20	2.210	.650	0	0	1	2	6	8	11	0	0	1.8	4.9	9	0	4.6	8	1
March .....	36.8	35.6	33.9	.195	89	23	1.950	.220	4	3	4	1	4	2	10	1	2	1.6	3.9	10	0	5.0	9	1
April .....	47.4	44.7	41.8	.265	80	8	1.620	.475	1	2	2	3	4	5	5	2	6	1.6	5.3	10	0	4.1	8	1
May .....	44.4	41.7	38.6	.234	79	13	3.740	.560	1	6	13	0	0	0	4	0	7	1.6	6.2	10	0	5.7	9	1
June .....	52.9	49.4	45.9	.309	76	8	1.170	.550	1	2	4	1	2	6	8	2	4	1.1	2.9	8	0	5.8	9	1
July .....	61.3	56.7	52.7	.399	74	10	1.720	.760	0	0	2	0	8	10	6	2	3	1.7	4.1	8	0	4.2	9	1
August .....	56.9	53.1	49.7	.357	76	13	2.635	.505	1	1	5	2	3	5	10	0	4	1.2	3.3	7	0	4.8	9	1
September .....	53.4	51.9	50.5	.367	89	20	3.805	1.240	1	1	1	0	10	9	6	0	2	1.6	6.2	10	0	5.2	9	1
October .....	47.0	45.4	43.7	.285	88	22	2.960	.620	2	1	1	0	5	5	11	4	2	1.6	3.5	9	0	4.8	9	1
November .....	40.6	38.7	36.3	.214	84	17	2.255	.510	0	0	0	0	1	6	18	1	4	2.0	4.3	9	0	4.2	9	1
December .....	35.5	34.5	33.0	.188	90	27	3.240	.420	0	3	2	1	6	5	9	0	5	1.6	3.6	10	0	4.5	9	1

Taken at SEDGEFIELD, IN THE COUNTY OF DURHAM, 364 FEET ABOVE THE LEVEL OF THE SEA.—ROBERT SMITH, M.D.



# DIETARY SCALE.

DAYS.	BREAKFAST. MALES.	BREAKFAST. FEMALES.	DINNER. MALES.	DINNER. FEMALES.	SUPPER. MALES.	SUPPER. FEMALES.
Sunday .....	1 pint Cocoa 8 oz Bread $\frac{3}{8}$ do. Butter $\frac{1}{4}$ do. Sugar	1 pint Cocoa 7 oz. Bread $\frac{3}{8}$ do. Butter $\frac{1}{4}$ do. Sugar	Roast Beef (cooked, free from bone)..... 6 oz. Potatoes or other vege- tables..... 10 oz. Bread ..... 4 do. Rice Pudding..... 8 do.	Roast Beef (cooked, free from bone)..... 4 oz. Potatoes or other vege- tables ..... 6 oz. Bread ..... 3 do. Rice Pudding ..... 6 do.	1 pint Tea 8 oz. Bread $\frac{3}{8}$ do. Butter $\frac{1}{4}$ do. Sugar	1 pint Tea 6 oz. Bread $\frac{3}{8}$ do. Butter $\frac{1}{4}$ do. Sugar
Monday.....	Ditto.	Ditto.	Boiled Beef ..... 6 oz. Potatoes ..... 8 do. Bread ..... 4 do.	Boiled Beef ..... 4 oz. Potatoes ..... 6 do. Bread ..... 3 do.	Ditto.	Ditto.
Tuesday .....	Ditto.	Ditto.	Peas Soup ..... $1\frac{1}{2}$ pints Potatoes ..... 8 do. Bread ..... 7 oz.	Peas Soup ..... $1\frac{1}{2}$ pints Potatoes ..... 6 oz. Bread ..... 6 do.	Ditto.	Ditto.
Wednesday ...	Ditto.	Ditto.	Baked Pie (beef) 10 oz. Potatoes ..... 8 do. Bread ..... 4 do.	Baked Pie (beef) 8 oz. Potatoes ..... 6 do. Bread ..... 3 do.	Ditto.	Ditto.
Thursday .....	Ditto.	Ditto.	Boiled Beef ..... 6 oz. Potatoes ..... 8 do. Bread ..... 4 do.	Boiled Beef ..... 4 oz. Potatoes ..... 6 do. Bread ..... 3 do.	Ditto.	Ditto.
Friday .....	Ditto.	Ditto.	Soup ..... $1\frac{1}{2}$ pints Potatoes ..... 8 oz. Bread ..... 7 do.	Soup ..... $1\frac{1}{2}$ pints Potatoes ..... 6 oz. Bread ..... 6 do.	Ditto.	Ditto.
Saturday .....	Ditto.	Ditto.	Sea Pie ..... 10 oz. Potatoes ..... 8 do. Bread ..... 4 do.	Sea Pie..... 8 oz. Potatoes ..... 6 do. Bread ..... 3 do.	Ditto.	Ditto.

# WORK DONE BY FEMALE PATIENTS DURING THE YEAR.

## NEW WORK.

Men's Day Shirts ...	404	Caps ...	509
Flannel Shirts ...	300	Counterpanes (hemmed) ...	200
Flannel Drawers ...	402	Sheets do. ...	372
Neckerchiefs ...	604	Pillow Cases do. ...	304
Stockings knitted (pairs) ...	640	Roller Towels do. ...	107
do. footed do. ...	200	Hand Towels do. ...	200
Men's Aprons ...	50	Table Cloths do. ...	32
Chemises ...	402	Bonnets (trimmed) ...	108
Flannel Chemises ...	194	Hair Bed Ticks ...	100
Night Gowns ...	200	Hair Pillow Ticks ...	203
Petticoats ...	229	Mattress Cases ...	30
Stays (pairs) ...	40	Shrouds ...	70
Gowns ...	400	Carpets ...	10
Aprons ...	450		

## REPAIRS.

Men's Shirts ...	1,792	Chemises ...	1,187
Flannel Shirts ...	604	Petticoats ...	291
Gowns ...	391		

—o—

# ABSTRACT OF SHOEMAKER'S WORK DONE DURING THE YEAR.

## NEW WORK.

Men's Strong Boots (pairs)	36	Women's Shoes (pairs)	77
Men's Shoes do. ...	211	Women's Slippers do. ...	271
Men's Slippers do. ...	1	Women's Carpet Slippers do. ...	33
Men's Carpet Slippers do. ...	7	Women's Light Boots do. ...	18
Men's Carpet Boots do. ...	2	Women's Strong Boots do. ...	5
Braces do. ...	138	Women's Carpet Boots do. ...	4
Clogs do. ...	1	Boy's Boots do. ...	2
		Boy's Slippers do. ...	2

## REPAIRS.

Men's Strong Boots (pairs)	94	Women's Shoes (pairs)	9
Men's Shoes do. ...	393	Women's Slippers do. ...	11
		Women's Boots do. ...	2

—o—

# ABSTRACT OF TAILOR'S WORK DONE DURING THE YEAR.

## NEW WORK.

Coats ...	28	Trousers ...	254
Jackets ...	191	Quilts ...	3
Vests ...	195	Caps ...	185

## REPAIRS.

Jackets ...	516	Trousers ...	2,131
Vests ...	775		



		£	s.	d.	£	s.	d.	£	s.	d.
To Balance in Treasurer's hands		...	...	8	5,635	1	8	1,250	0	0
" " Steward's		...	...	0	20	0	0	604	13	0
" " Farm Steward's		...	...	0	200	0	0			
" Maintenance Income :—								1,854	13	0
March	Quarter	...	3,177	7	6			...	...	...
June	"	...	3,268	15	11			...	...	...
September	"	...	3,525	2	4			...	...	...
December	"	...	3,182	14	4			...	...	...
					13,154	0	1			
County Rates :—								...	...	...
1d in the £, payable 19th May		4,722	15	2				...	...	...
2d " 12th Aug.		2,365	6	5				...	...	...
					7,088	1	7			
Sale of Farm and Garden produce		...	...	...	953	8	4	2,957	10	7
Articles manufactured by Patients		...	...	...	72	14	10	1,223	12	2
Rents of Cottages occupied by Attendants								2,171	18	11
to 31st December 1869					...			1,368	1	10
								147	4	7
Provisions		...	...	...	...	...	...	627	12	7
Clothing		...	...	...	...	...	...	559	18	2
Salaries and Wages		...	...	...	...	...	...	4,806	6	8
Necessaries		...	...	...	...	...	...	186	18	11
Surgery and Dispensary		...	...	...	...	...	...	67	4	3
Wine, Spirits and Porter		...	...	...	...	...	...	38	19	10
Furniture and Bedding		...	...	...	...	...	...	8	15	0
Garden and Farm		...	...	...	...	...	...			
Miscellaneous		...	...	...	...	...	...			
Funeral Expenses		...	...	...	...	...	...			
Amusements		...	...	...	...	...	...			
Fire Insurance		...	...	...	...	...	...			
								14,164	3	6
Advanced to Farm Steward for purchase of Fat Stock								200	0	0
Balance in Steward's hands								...	...	...
Treasurer's								...	...	...
								2,885	2	2
								£27,163	3	2

J. W. BARNES, Treasurer.

16th April 1870.

Examined and found correct,

THOS. C. SQUANCE, Auditor.





# PAYMENTS MADE IN THE YEAR 1869.

—o—

## *Provisions:—*

		£	s.	d.	£	s.	d.
Advertising Tenders	...	4	16	0			
Biscuits	...	0	11	6			
Bacon	17 $\frac{3}{4}$ lbs.	0	14	9			
Butter	7,729 $\frac{1}{2}$ lbs.	38	1	7			
Barley	952 lbs.	7	13	6			
Brewer's Yeast	...	14	16	6			
Carriage of Goods	...	14	8	3			
Cocoa	790 $\frac{1}{2}$ lbs.	38	10	3			
Cloves	...	0	0	4			
Corn-flour	140 lbs.	3	13	0			
Cheese	2,230 $\frac{1}{2}$ lbs.	55	1	3			
Coffee	3,472 lbs.	172	9	10			
Currants	925 lbs.	10	17	9			
Eggs	...	0	16	0			
Fruit	...	2	11	2			
Flour	671 Sacks	1,183	1	3			
Fish	...	73	14	0			
Geese	...	1	13	6			
German Yeast	...	31	0	9			
Gelatine	...	0	9	0			
Ground Rice	...	0	0	3			
Isinglass	...	0	1	0			
Loaf Sugar	588 lbs.	12	6	1			
Lemons	...	0	0	6			
Leibig's Extract of Meat	...	38	11	0			
Lemon Peel	...	0	10	6			
Mustard	170 lbs.	7	15	0			
Meal (Red Wheat)	110 Sacks	171	16	6			
Nutmeg	...	0	3	0			
Oatmeal	50 Sacks	106	16	8			
Potatoes	...	63	11	7			
Pepper	224 lbs.	5	2	3			
Peas	3,360 lbs.	19	10	6			
Raisins	95 lbs.	1	8	7			
Rice	2,800 lbs.	17	18	1			
Salt	8,071 lbs.	7	13	7			
Sugar	14,937 lbs.	255	9	3			
Sago	84 lbs.	0	19	11			
Saltpetre	...	0	3	9			
Spice	...	0	4	11			
Turkeys	...	2	8	0			
Tea	2,392 $\frac{1}{2}$ lbs.	239	5	6			
Treacle	...	0	2	9			
Vinegar	...	2	10	0			

2,957 10 7

Brought forward

£ s d.      £ s d.  
2,957 10 7

*Clothing.*

Advertising Tenders ... ..	3	6	6
Buttons ... ..	9	17	8
Bonnets ... ..	14	12	6
Bonnet Cotton ... ..	0	5	10
Braid ... ..	1	10	0
Calico ... ..	63	1	8
Coat Canvas ... ..	6	12	7
Cap Peaks ... ..	1	5	0
Cambric ... ..	0	8	8
Cloth Cuttings ... ..	6	16	4
Chintz ... ..	0	12	6
Carriage of Goods ... ..	2	6	3
Elastic ... ..	0	2	6
Flannel ... ..	36	11	4
Gloves ... ..	0	7	0
Hair Nets ... ..	0	5	0
Hose ... ..	57	15	1
Holland ... ..	1	6	11
Jean ... ..	14	10	5
Knitting Machine ... ..	9	18	0
Knitting Needles ... ..	0	6	0
Linen Check ... ..	20	5	1
Leather ... ..	176	4	4
Linen ... ..	1	19	9
Muslin ... ..	16	12	4
Moleskin ... ..	76	17	8
Needles ... ..	3	0	3
Nitrate of Silver ... ..	0	12	0
Nuns Lace ... ..	6	9	0
Night Caps ... ..	0	12	0
Pins ... ..	1	7	2
Prints ... ..	124	3	10
Russel Cord ... ..	28	1	9
Repairing Knitting Machine ... ..	1	3	0
Repairing Sewing Machine ... ..	0	15	0
Repp ... ..	23	15	7
Stays ... ..	9	19	0
Stay Laces ... ..	2	8	0
Stay Tapes ... ..	0	3	5
Scotch Plaiding ... ..	52	15	5
Silk (Machine) ... ..	2	15	0
Salicia ... ..	4	1	0
Sagatha ... ..	21	15	0
Shirting ... ..	33	0	3
Serge ... ..	2	7	2
Shawls ... ..	32	17	0

Carried forward

855 17 9 2,957 10 7



					£	s.	d.	£	s.	d.
				Brought forward	855	17	9	2,957	10	7
Thread	...	...	...	...	50	19	1			
Tweed	...	...	...	...	92	8	1			
Tape	...	...	...	...	11	18	0			
Turkey Gingham	...	...	...	...	14	8	11			
Thimbles	...	...	...	...	1	9	0			
Wool	...	...	...	...	0	3	9			
Wages	...	...	...	...	83	6	4			
Wincey	...	...	...	...	82	16	11			
Wadding	...	...	...	...	0	1	3			
Worsted	...	...	...	...	30	3	1			
					<hr/>					
					1,223 12 2					

### *Salaries and Wages.*

Salaries and Wages of Officers and Servants

2,171 18 11

### *Necessaries.*

Blacking	...	...	...	...	1	15	7			
Blacklead	...	...	...	...	2	1	5			
Birdseed	...	...	...	...	2	13	6			
Bathbrick	...	...	...	...	0	16	0			
Brooms	(Cair)	...	...	...	4	10	0			
Brushes	(Shoe)	...	...	...	2	5	0			
Brushes	(Scrubbing)	...	...	...	14	8	0			
Brushes	(Toilet)	...	...	...	5	8	0			
Brushes	(Blacklead)	...	...	...	2	14	0			
Brushes	(Long-handled)	...	...	...	7	10	0			
Brushes	(Hand)	...	...	...	4	2	6			
Carriage of Goods	...	...	...	...	3	9	9			
Clothes Pegs	...	...	...	...	0	7	6			
Clothes Line	...	...	...	...	0	6	6			
Combs	(Pocket)	...	...	...	0	5	0			
Combs	(Small-tooth)	...	...	...	6	6	0			
Combs	(Dressing)	...	...	...	1	4	0			
Combs	(Back)	...	...	...	0	13	0			
Copperas	...	...	...	...	0	3	4			
Cleaning out Cesspool	...	...	...	...	1	8	6			
Cleaning out Reservoir	...	...	...	...	1	6	0			
Clothes Baskets	...	...	...	...	7	10	0			
Colza Oil	...	...	...	...	3	4	8			
Carbolic Soap	...	...	...	...	2	18	0			
Candles	...	...	...	...	4	4	8			
Coals	(Leading)	Tons.	Cwt.	...	50	7	7			
Coals	(Gas)	118	„ 18	...	99	9	3			
Coals	(House)	1,063	„ 16	...	488	3	9			
Coals	(Nuts)	650	„ 1	...	215	16	6			
Deck Scrubbers	...	...	...	...	1	10	0			
Demurrage on Coal Wagons	...	...	...	...	8	6	4			
					<hr/>					
Carried forward					945	4	4	6,353	1	8

				£	s.	d.	£	s.	d.
Brought forward				945	4	4	6,353	1	8
Disinfecting Powder	...	...	...	5	0	0			
Dredgers	...	...	...	0	9	0			
Fly Papers	...	...	...	0	1	0			
Fire Lighters	...	...	...	4	4	3			
Furniture Polish	...	...	...	0	2	2			
Hemp Seed	...	...	...	0	1	6			
Handkerchiefs	...	...	...	8	3	9			
Lime	...	...	...	6	7	9			
Lampwick	...	...	...	0	5	2			
Leather Gloves	...	...	...	0	1	0			
Linseed Oil	...	...	...	2	0	5			
Leading Lime	...	...	...	0	19	6			
Matches	16 gross	...	...	6	5	7			
Mangling Cloth	...	...	...	0	2	11			
Poss Tubs	...	...	...	0	11	0			
Pipe Clay	...	...	...	7	14	0			
Polishing Powder	...	...	...	0	12	1			
Pipes (Cutty)	...	...	...	5	7	6			
Parafin Oil	...	...	...	0	4	4			
Paper	...	...	...	2	0	9			
Pearl Ash	...	...	...	0	1	4			
Repairing Clocks	...	...	...	0	4	0			
Repairing Razors and Scissors	...	...	...	0	13	2			
Soap	11,536 lbs.	...	...	148	11	6			
Soft Soap	...	...	...	49	2	0			
Smalts	...	...	...	2	7	1			
Starch	474 lbs.	...	...	10	9	0			
Soda	6,298 lbs.	...	...	13	19	1			
Sweeping Chimneys	...	...	...	4	12	0			
Spectacles	...	...	...	4	13	0			
Scouring Flannel	...	...	...	8	10	7			
Scissors	...	...	...	0	12	0			
Scoops	...	...	...	0	3	3			
Tobacco	657 lbs.	...	...	109	8	4			
Twine	...	...	...	0	1	6			
Tolls	...	...	...	0	5	10			
Walking Sticks	...	...	...	0	0	8			
Washing Powder	...	...	...	14	1	7			
Wash Leathers	...	...	...	0	8	5			
Whitewash Brushes	...	...	...	3	19	6			
							1,368	1	10

### *Surgery and Dispensary.*

Bottles	...	...	...	2	13	4			
Carriage of Goods	...	...	...	3	11	2			
Consultation Fees	...	...	...	9	9	0			
Carried forward				15	13	6	7,721	3	6



					£	s.	d.	£	s.	d.
				Brought forward	15	13	6	7,721	3	6
Linseed Meal	...	...	...		0	14	6			
Medicines	...	...	...		96	10	3			
Medicine Tumblers	...	...	...		0	4	3			
Surgical Instruments	...	...	...		31	12	1			
Thermometers	...	...	...		2	10	0			
								147	4	7

### *Wine, Spirits, and Porter.*

Ale	...	...	...	...	317	13	6			
Brandy	...	...	...	...	19	3	10			
Bottles	...	...	...	...	1	10	0			
Champagne	...	...	...	...	0	5	0			
Carriage of Goods	...	...	...	...	4	3	3			
Gin	...	...	...	...	29	0	0			
Lemonade	...	...	...	...	1	2	0			
Marsala	...	...	...	...	11	18	0			
Measure	...	...	...	...	0	1	6			
Porter	...	...	...	...	121	13	3			
Port	...	...	...	...	16	1	0			
Sherry	...	...	...	...	11	10	0			
Taps	...	...	...	...	0	16	0			
Whiskey	...	...	...	...	92	15	3			
								627	12	7

### *Furniture and Bedding.*

Blankets	...	...	...	...	36	9	0			
Blind Cord	...	...	...	...	1	2	6			
Basket	...	...	...	...	0	2	2			
Carriage of Goods	...	...	...	...	2	12	2			
Crockery	...	...	...	...	76	16	2			
Counterpanes...	...	...	...	...	36	5	0			
Carpet	...	...	...	...	14	19	6			
Carpet Brush	...	...	...	...	0	1	8			
Carvers	...	...	...	...	1	19	0			
Chair	...	...	...	...	0	11	6			
Coal Scoops	...	...	...	...	13	1	0			
Drugget	...	...	...	...	5	0	0			
Damask	...	...	...	...	30	15	9			
Furniture Print	...	...	...	...	4	2	10 $\frac{1}{2}$			
Fire Shovels	...	...	...	...	1	5	0			
Glass Globes	...	...	...	...	0	7	6			
Glasses (Tumblers)	...	...	...	...	0	13	9			
Do. (Wine)	...	...	...	...	0	10	0			
Galvanized Pails	...	...	...	...	9	7	0			
Gutta Percha Chamber Pots	...	...	...	...	18	18	0			
Hinges	...	...	...	...	0	0	10			
Carried forward					255	0	4 $\frac{1}{2}$	8,496	0	8

				£	s.	d.	£	s.	d.
	Brought forward			255	0	4½	8,496	0	8
Hearth Rugs ...	...	...	...	2	16	6			
Huckaback ...	...	...	...	33	9	0½			
Jacks ...	...	...	...	7	3	0			
Knives and Forks ...	...	...	...	12	14	9			
Kettles ...	...	...	...	0	9	0			
Keys ...	...	...	...	0	6	0			
Lavatory Tins ...	...	...	...	0	6	0			
Muslin ...	...	...	...	1	8	8			
Mattress Binding ...	...	...	...	4	0	0			
Do. Needles ...	...	...	...	0	4	0			
Mustard Pots ...	...	...	...	1	5	8			
Pepper Boxes ...	...	...	...	1	7	0			
Picture Rings ...	...	...	...	0	2	4			
Pictures ...	...	...	...	0	15	0			
Pie Dishes ...	...	...	...	4	4	0			
Repairing Tins ...	...	...	...	1	12	6			
Straw ...	...	...	...	4	16	0			
Soup Tureen ...	...	...	...	2	3	0			
Soup Ladles ...	...	...	...	0	2	0			
Salt Cellars ...	...	...	...	1	11	3			
Spoons ...	...	...	...	4	11	4			
Sheeting ...	...	...	...	159	12	8			
Swing Glasses ...	...	...	...	1	13	0			
Steels ...	...	...	...	0	6	0			
Statuary ...	...	...	...	2	5	6			
Sacking Bottoms ...	...	...	...	7	4	0			
Saucepans ...	...	...	...	0	14	11			
Tin Pots ...	...	...	...	0	17	4			
Tea Pots ...	...	...	...	0	19	0			
Tea Urns ...	...	...	...	1	10	0			
Turkey Red ...	...	...	...	10	1	7			
Twine ...	...	...	...	1	7	0			
Ticking ...	...	...	...	30	17	3			
Wash-up Tins ...	...	...	...	1	2	6			
Water Bottles ...	...	...	...	1	0	0			
				559 18 2					

### *Garden and Farm.*

Attending Markets ...	...	...	...	8	14	6			
Assessed Taxes ...	...	...	...	4	7	3			
Baskets ...	...	...	...	0	11	11			
Barley Meal ...	...	...	...	19	10	8			
Brooms ...	...	...	...	0	16	6			
Barley ...	...	...	...	9	18	0			
Bone Manure ...	...	...	...	22	12	10			
Carried forward				66	11	8	9,055	18	10



					£	s.	d.	£	s.	d.
Brought forward					66	11	8	9,055	18	10
Bran ... ..	...	...	...	...	105	1	8			
Carriage of Goods	...	...	...	...	1	15	4			
Coroners' Rent	...	...	...	...	0	10	0			
Church Rate	...	...	...	...	2	17	2			
Cattle Driving	...	...	...	...	3	12	0			
Corn Scep ...	...	...	...	...	0	0	6			
Clover Seed ...	...	...	...	...	2	17	9			
Cart Grease ...	...	...	...	...	0	6	0			
Cart ... ..	...	...	...	...	11	10	0			
Clipping Sheep	...	...	...	...	0	12	6			
Clipping Comb	...	...	...	...	0	1	0			
Calves	5	...	...	...	16	2	2			
Cows, Steers, &c.	142	...	...	...	2,970	18	0			
Draining ...	...	...	...	...	0	6	0			
Easter-due ...	...	...	...	...	0	2	6			
Forks ... ..	...	...	...	...	0	19	0			
Flower Pots ...	...	...	...	...	2	4	0			
Grains ... ..	...	...	...	...	113	1	9			
Grinding Corn	...	...	...	...	16	0	5			
Guano ... ..	...	...	...	...	78	2	10			
Grass Seed ...	...	...	...	...	0	16	3			
Gripes ... ..	...	...	...	...	4	4	0			
Horse Rugs ...	...	...	...	...	0	14	0			
Hoes ... ..	...	...	...	...	0	10	0			
Horse ... ..	...	...	...	...	36	0	0			
Harness ... ..	...	...	...	...	7	10	0			
Hay Racks ...	...	...	...	...	0	13	0			
Horse Clippers	...	...	...	...	1	1	3			
Harrows ... ..	...	...	...	...	3	0	0			
Hire of Thresher	...	...	...	...	7	0	0			
Hoeing Turnips	...	...	...	...	8	16	0			
Hoeing Corn ...	...	...	...	...	3	3	0			
Income Tax ...	...	...	...	...	14	6	4			
Insurance of Crops	...	...	...	...	1	0	0			
Joiner Work ...	...	...	...	...	15	0	0			
Lamp Candles	...	...	...	...	0	10	0			
Locust Beans ...	...	...	...	...	10	0	0			
Milking Machine	...	...	...	...	0	6	0			
Mole Catcher ...	...	...	...	...	0	17	0			
Manure ... ..	...	...	...	...	24	18	3			
Mason Work ...	...	...	...	...	1	16	0			
Mowing ... ..	...	...	...	...	5	10	0			
Nails ... ..	...	...	...	...	0	4	8			
Oil Cake ... ..	...	...	...	...	120	5	0			
Oats ... ..	...	...	...	...	41	5	0			
Carried forward					3,702	18	0	9,055	18	10

					£	s.	d.	£	s.	d.
	Brought forward				3,702	18	0	9,055	18	10
Oil	...	...	...	...	1	6	6			
Potatoes	...	...	...	...	17	0	0			
Potato Shovel	...	...	...	...	0	5	0			
Pigs	58	...	...	...	87	0	0			
Plough Metals	...	...	...	...	0	8	6			
Pokes	...	...	...	...	0	3	6			
Poor Rate	...	...	...	...	20	0	2			
Padlock	...	...	...	...	0	1	0			
Quit Rents	...	...	...	...	2	10	11			
Root Pulper	...	...	...	...	5	15	6			
Reaping	...	...	...	...	5	0	0			
Repairing Dairy Utensils	...	...	...	...	4	8	2			
Repairing Grass Cutter	...	...	...	...	3	19	6			
Ropes	...	...	...	...	1	0	0			
Stack Cover	...	...	...	...	3	0	0			
Stout	...	...	...	...	8	7	6			
Singeing Horses	...	...	...	...	2	5	0			
Scythe Stones	...	...	...	...	0	0	8			
Shovels	...	...	...	...	1	1	2			
Scrubbing Brushes	...	...	...	...	0	3	0			
Salt	...	...	...	...	2	10	0			
Smith Work	...	...	...	...	30	5	6			
Scythe	...	...	...	...	0	3	9			
Sickle	...	...	...	...	0	0	6			
Straw	...	...	...	...	12	9	9			
Spades	...	...	...	...	5	9	3			
Spade Handles	...	...	...	...	0	16	0			
Saddlery	...	...	...	...	13	16	1			
Scyle	...	...	...	...	0	4	0			
Seeds	...	...	...	...	15	7	8			
Sheep	219	...	...	...	398	0	8			
Tolls	...	...	...	...	3	6	8			
Tithe	...	...	...	...	42	19	5			
Tares	...	...	...	...	1	8	0			
Turnip Seed	...	...	...	...	2	6	0			
Tobacco Juice	...	...	...	...	0	5	1			
Veterinary Surgeon and Medicines	...	...	...	...	9	19	4			
Wheat	...	...	...	...	9	13	0			
Washing Sheep	...	...	...	...	0	4	6			
Wall Nails	...	...	...	...	0	2	0			
Wages	...	...	...	...	390	5	5			
					<hr/>					
					4,806 6 8					

### *Miscellaneous.*

Allowance to Patients while on leave...	3	0	0			
Carriage of Parcels	6	3	11			
				<hr/>		
Carried forward	9	3	11	13,862	5	6



	£	s.	d.	£	s.	d.
Brought forward	9	3	11	13,862	5	6
Expenses of Attendants at Seaton (after Fever) ... ..	15	7	7			
Expenses of Dr. Wallis at Hartlepool, do.	9	5	0			
Expenses of Patients Visiting Friends...	0	6	2			
Expenses of Candidates for Medical Assist- antship ... ..	1	17	0			
Gratuity to Postmaster and Messengers	2	2	0			
Printing, Stationery, and Books ...	80	13	8			
Postages, Newspapers, &c. ... ..	53	1	11			
Recapture of Escaped Patients ...	4	0	3			
Register Office Fees for Attendants ...	1	4	0			
Travelling Expenses ... ..	8	16	11			
Tell Tale Dials ... ..	1	0	6			
				136	18	11

### *Funeral Expenses,*

67 4 3

### *Capital.*

#### *Repairs.*

Bricks	...	...	...	...	14	9	9
Brass Roller	...	...	...	...	0	2	7
Blind Racks	...	...	...	...	0	2	0
Belts	...	...	...	...	2	13	4
Butts	...	...	...	...	0	15	8
Bucket Leather	...	...	...	...	3	1	8
Bell Pulls	...	...	...	...	0	2	6
Cement	...	...	...	...	7	16	0
Cotton Waste	...	...	...	...	1	7	0
Copper	...	...	...	...	0	10	6
Colouring	...	...	...	...	0	14	0
Carriage of Goods	...	...	...	...	3	14	10
Coach Wrench	...	...	...	...	0	4	0
Emery Cloth	...	...	...	...	0	3	6
Firebars	...	...	...	...	4	6	9
Fire Bricks	...	...	...	...	13	13	0
Fire Clay	...	...	...	...	0	16	3
Flush Bolt	...	...	...	...	0	2	0
Files	...	...	...	...	5	14	11
Glue	...	...	...	...	3	12	0
Glass Paper	...	...	...	...	1	5	9
Glass	...	...	...	...	14	5	5
Glue Brushes	...	...	...	...	0	1	9
Hair	...	...	...	...	1	10	9
India Rubber Washers	...	...	...	...	0	3	6
Iron	...	...	...	...	4	18	1
Joiners' Tools	...	...	...	...	6	9	6
Carried forward					92	16	3
					14,116	8	8

					£	s.	d.	£	s.	d.
Brought forward					92	16	3	14,116	8	8
Keys ...	...	...	...	...	0	14	9			
Locks ...	...	...	...	...	0	11	8			
Lime ...	...	...	...	...	2	0	10			
Leading Timber ...	...	...	...	...	2	1	9			
Leading Retorts ...	...	...	...	...	0	3	0			
Leading Lime ...	...	...	...	...	0	15	0			
Leading Fire Bricks ...	...	...	...	...	0	15	9			
Leading Bricks ...	...	...	...	...	1	4	6			
Leading Cement ...	...	...	...	...	0	9	0			
Mason Work ...	...	...	...	...	18	4	1			
Mouth Pieces and Whistles ...	...	...	...	...	0	10	0			
Nails, Screws, &c. ...	...	...	...	...	15	13	0			
Oils ...	...	...	...	...	16	15	6			
Ochre ...	...	...	...	...	0	18	0			
Paint ...	...	...	...	...	10	15	0			
Paint Brushes... ..	...	...	...	...	1	16	9			
Papering and Painting Temporary Building					17	3	2			
Papering and Painting Main Building					68	9	9			
Plumbers' Gasfitters' and Bellhangers' Work					48	9	10			
Padlocks ...	...	...	...	...	0	3	0			
Plaster Paris ...	...	...	...	...	0	6	10			
Pipe Wrench and Cutters ...	...	...	...	...	1	4	0			
Pointing Main Building ...	...	...	...	...	7	14	10			
Quarls ...	...	...	...	...	2	16	4			
Rope ...	...	...	...	...	0	12	8			
Repairing Steam Box ...	...	...	...	...	0	1	0			
Repairing Boilers ...	...	...	...	...	42	6	1			
Retorts ...	...	...	...	...	13	2	4			
Sash Rollers ...	...	...	...	...	0	3	2			
Steel ...	...	...	...	...	1	9	4			
Slaters' Work ...	...	...	...	...	23	9	7			
Spun Yarn ...	...	...	...	...	2	6	0			
Scaffold Poles ...	...	...	...	...	2	1	6			
Sash Pulleys ...	...	...	...	...	0	3	0			
Sanitary Pipes ...	...	...	...	...	1	1	0			
Sash Cord ...	...	...	...	...	1	10	6			
Shovels ...	...	...	...	...	1	6	6			
Sienna ...	...	...	...	...	0	3	0			
Turpentine ...	...	...	...	...	0	17	2			
Travelling Expenses ...	...	...	...	...	0	15	8			
Timber ...	...	...	...	...	116	7	10			
Varnish ...	...	...	...	...	8	16	0			
Wages ...	...	...	...	...	337	7	9			
Whiting ...	...	...	...	...	1	8	7			
Whitewashing ...	...	...	...	...	0	15	0			
Carried forward					268	16	3	14,116	8	8



	£	s.	d.	£	s.	d.
Brought forward	868	16	3	14,116	8	8
Wheel for Coal Lift ... ..	0	7	6			
				869	3	9
<i>Laundry Machinery &amp; Additions.</i>						
Leading Bricks ... ..	0	6	6			
Stones ... ..	2	4	3			
Lubricators ... ..	0	8	9			
Furnace Pans ... ..	2	10	0			
Part Contract (Manlove, Alliott & Co.	51	4	6			
Laying Steam Pipes ... ..	26	19	0			
Timber ... ..	3	6	7			
Italian Irons ... ..	9	9	0			
<i>Road Making.</i>						
Slag and Leading ... ..	28	18	0			
<i>Water Supply.</i>						
Mothersdale and Hankey, Part Contract	41	17	11			
Thwaites' Part Contract for Engine ...	100	0	0			
Windows (Iron) ... ..	11	12	0			
Putting in New Pump at Well ...	19	5	0			
<i>New Wing.</i>						
Advertising Tenders ... ..	4	6	6			
Mothersdale and Hankey, Part Contract	3,232	2	1			
Locks ... ..	79	9	0			
Coal Lift ... ..	30	10	6			
Snow Guard ... ..	42	5	5			
Verandah ... ..	76	7	6			
Ventilators and Fixing ... ..	9	9	0			
Tell Tale Clock ... ..	11	15	0			
Wages ... ..	95	8	4			
Electric Bells ... ..	38	0	6			
<i>Boilers.</i>						
Thwaites' Addition and Alterations ...	13	0	9			
<i>Female Corridor Additions.</i>						
Bricks ... ..	3	7	9			
Butts ... ..	0	13	0			
Leading Bricks ... ..	2	14	4			
Leading Timber ... ..	0	12	2			
Leading Lime ... ..	0	18	10			
Pulleys ... ..	0	3	6			
Sash Fasteners ... ..	0	9	0			
Sash Cord ... ..	0	3	0			
Floor Brads ... ..	0	10	6			
Mason Work ... ..	5	0	4			
Timber ... ..	17	18	5			
Slating ... ..	11	15	7			
Carried forward	3,975	2	6	14,985	12	5

					£	s.	d.	£	s.	d.
	Brought forward				3,975	2	6	14,985	12	5
Stone ...	...	...	...	...	3	12	11			
Plumbers' Work	...	...	...	...	5	11	4			
Wages	...	...	...	...	26	4	8			
<i>Male Corridor.</i>										
Bricks	...	...	...	...	44	14	5			
Leading Bricks	...	...	...	...	28	14	3			
Leading Lime	...	...	...	...	0	5	4			
Ventilators	...	...	...	...	2	6	0			
Carriage of Stone	...	...	...	...	3	14	11			
Mason Work	...	...	...	...	45	0	0			
Timber	...	...	...	...	48	0	2			
Ale for Patients Working	...	...	...	...	2	10	0			
Gas Burners	...	...	...	...	1	8	9			
Water Closets	...	...	...	...	4	14	0			
Stones	...	...	...	...	8	2	0			
Lavatories	...	...	...	...	16	0	0			
Lime	...	...	...	...	8	12	9			
Wages	...	...	...	...	39	2	7			
Dr. Smith to pay Wages, &c.	...	...	...	...	100	0	0			
<i>Hair Stove.</i>										
Pipes	...	...	...	...	8	17	10			
Wages	...	...	...	...	0	16	4			
<i>Sundries.</i>										
Carriage of Goods	...	...	...	...	12	13	5			
Advertising Sale of Mill	...	...	...	...	0	13	0			
Vice	...	...	...	...	3	1	8			
Rebuilding Kitchen Chimney	...	...	...	...	29	1	9			
Pipe	...	...	...	...	0	3	6			
Locks	...	...	...	...	0	7	0			
Insurance of Building	...	...	...	...	10	1	0			
Taps	...	...	...	...	1	13	9			
Riddles	...	...	...	...	0	17	0			
Wire	...	...	...	...	0	17	1			
Glass	...	...	...	...	4	16	10			
Garden Seats	...	...	...	...	12	0	0			
Timber	...	...	...	...	9	10	10			
Papering Hall	...	...	...	...	14	6	7			
Wages	...	...	...	...	2	3	4			
<i>Furniture.</i>										
Ashes Cart	...	...	...	...	6	10	0			
Blankets	...	...	...	...	118	1	9			
Carpet	...	...	...	...	86	13	1			
Carried forward					4,685	2	4	14,985	12	5



				£	s.	d.	£	s.	d.
	Brought forward			4,685	2	4	14,985	12	5
Carriage of Goods	...	...	...	4	6	11			
Curled Hair	...	...	...	70	0	0			
Chair Webbing	...	...	...	2	5	0			
Coir	...	...	...	22	6	3			
Chairs	...	...	...	22	6	3			
Copper	...	...	...	4	10	0			
Dimity	...	...	...	0	10	6			
Dressing Tables	...	...	...	3	18	0			
Drawers	...	...	...	36	13	6			
Fenders	...	...	...	25	7	0			
Fire Irons	...	...	...	1	10	0			
Fire Guards	...	...	...	34	16	0			
Hearth Rugs	...	...	...	1	15	0			
Hinges	...	...	...	0	7	9			
Locks	...	...	...	2	7	6			
Matting	...	...	...	5	3	5			
Picture Framing	...	...	...	4	16	8			
Picture Rings	...	...	...	0	5	9			
Picture Glass	...	...	...	0	9	4			
Night Commodes	...	...	...	0	16	6			
Tables	...	...	...	1	7	7			
Turkey Red	...	...	...	0	9	0			
Wash Stands	...	...	...	7	11	6			
Weighing Machine	...	...	...	3	10	0			
Window Blinds	...	...	...	54	0	2			
Wages	...	...	...	80	19	4			
Statuary	...	...	...	5	1	0			
Swing Glasses	...	...	...	8	11	0			
Timber	...	...	...	24	1	5			
Tacks	...	...	...	1	2	10			
Towel Rails	...	...	...	2	12	0			
Rugs	...	...	...	61	0	0			
							5,179	19	8
Amusements of Patients	...	...	...				38	19	10
							20,204	11	9

# PRICES OF THE PRINCIPAL ARTICLES OF CONSUMPTION

IN 1869.

PROVISIONS, &c.		Quarter ending 31st March.	Quarter ending 30th June.	Quarter ending 29th Sept.	Quarter ending 31st Dec.
Arrowroot.....	per lb.	0 0 9 $\frac{1}{2}$	0 0 9 $\frac{1}{2}$	0 0 5	0 0 5
Barley, Pearl.....	per Cwt.	0 18 0	0 18 0	0 14 6	0 14 6
Butter, Salt .....	"	6 0 0	6 0 0	5 5 0	5 5 0
Coffee .....	"	5 12 0	5 12 0	5 9 6	5 9 6
Cocoa .....	"	5 10 0	5 10 0	5 10 0	5 10 0
Currants .....	"	1 4 0	1 4 0	1 8 0	1 8 0
Cheese, Gouda.....	"	2 16 0	2 16 0	2 17 0	2 17 0
Corn Flour .....	per lb.	0 0 6	0 0 6	0 0 6	0 0 6
Flour, Household .....	per Sack	1 16 0	1 12 6	1 18 0	1 14 9
Meal, Red Wheat.....	"	1 12 0	1 11 0	1 13 0	1 10 9
Mustard .....	per lb.	0 1 0	0 1 0	0 0 10	0 0 10
Oatmeal, Scotch .....	per Sack	2 4 0	2 4 0	2 0 4	2 0 4
Rice, Aracan.....	per Cwt.	0 14 10 $\frac{1}{2}$	0 14 10 $\frac{1}{2}$	0 13 0	0 13 0
Raisins .....	"	1 13 0	1 13 0	1 12 0	1 12 0
Salt .....	"	0 2 3	0 2 3	0 2 3	0 2 3
Split Peas .....	"	0 14 0	0 14 0	0 12 6	0 12 6
Sugar, Moist.....	"	1 16 6	1 16 6	1 18 3	1 18 3
„ Loaf .....	per lb.	0 0 5 $\frac{1}{4}$	0 0 5 $\frac{1}{4}$	0 0 5 $\frac{1}{2}$	0 0 5 $\frac{1}{2}$
Stout .....	per Barrel	2 0 0	2 0 0	2 0 0	2 0 0
Ale .....	"	2 2 0	2 2 0	1 17 6	1 17 6
NECESSARIES.					
Blacking .....	per Gross	0 3 0	0 3 0	0 3 0	0 3 0
Black Lead .....	per lb.	0 0 3	0 0 3	0 0 3	0 0 3
Blue .....	"	0 0 6	0 0 6	0 0 7	0 0 7
Candles, Composite ..	per dozen	0 9 6	0 9 6	0 7 6	0 7 6
„ Dips .....	"	0 5 10 $\frac{1}{2}$	0 5 10 $\frac{1}{2}$	0 5 6	0 5 6
Coals, Best .....	per Ton	0 9 0	0 9 0	0 9 6	0 9 6
„ Nuts .....	"	0 7 0	0 7 0	0 6 6	0 6 6
„ Cannel .....	"	0 18 6	0 18 6	0 19 0	0 19 0
Matches .....	per Gross	0 7 11	0 7 11	0 7 9	0 7 9
Soap .....	per Cwt.	1 7 6	1 7 6	1 7 6	1 7 6
Soda .....	"	0 5 0	0 5 0	0 5 0	0 5 0
Starch .....	per lb.	0 0 5	0 0 5	0 0 5 $\frac{1}{2}$	0 0 5 $\frac{1}{2}$
Tobacco .....	"	0 3 4	0 3 4	0 3 3 $\frac{1}{4}$	0 3 3 $\frac{1}{4}$



DR.

## GENERAL STATEMENT OF THE CAPITAL AND MAINTENANCE ACCOUNTS TO THE 31st, DECEMBER, 1869.

	Dec. 31st, 1859.	Dec. 31st, 1860.	Dec. 31st, 1861.	Dec. 31st, 1862.	Dec. 31st, 1863.	Dec. 31st, 1864.	Dec. 31st, 1865.	Dec. 31st, 1866.	Dec. 31st, 1867.	Dec. 31st, 1868.	Dec. 31st, 1869.	Total to Dec. 31st, 1869.
	£ s d	£ s d	£ s d	£ s d	£ s d	£ s d	£ s d	£ s d	£ s d	£ s d	£ s d	£ s d
Loans .....	9,673 5 2	...	8,000 0 0	7,000 0 0	9,500 0 0	...	...	3,100 0 0	2,750 0 0	5,250 0 0	...	65,273 5 2
County Rates .....	12,733 14 2	9,602 17 3	3,633 17 1	4,253 18 6	4,808 12 6	4,807 13 3	3,205 2 2	3,614 19 3	4,024 16 4	6,037 4 6	7,088 1 7	63,810 16 7
Maintenance .....	7,430 15 6	7,807 14 8	3,239 16 2	9,599 9 3	9,747 19 7	10,538 1 11	10,300 7 11	9,934 18 11	10,920 12 10	12,242 8 5	13,154 0 1	109,916 5 3
Sundries Rent .....	103 7 3	...	...	...	123 13 5	10 4 8	23 7 5	26 0 8	38 5 1	41 19 9	39 16 8	406 15 3
„ Interest .....	86 14 6	...	...	...	...	...	...	...	...	...	...	86 14 6
„ Articles sold to Militia Stores .....	...	...	...	...	14 14 9	...	...	...	...	...	...	14 14 9
„ Old Iron .....	...	2 5 0	...	...	...	...	...	...	...	...	...	2 5 0
„ Old Thrash- ing Machine .....	...	...	...	...	...	...	3 10 0	...	...	...	...	3 10 0
Sales of Garden and Farm Produce, and Articles manufact- ured by Patients in the Asylum .....	...	...	90 0 0	222 9 9	485 2 9	757 4 5	1,046 19 4	558 7 3	669 5 3	995 16 6	1,026 3 1	5,853 8 9
	50,027 16 7	17,412 16 11	19,963 13 3	11,075 17 6	4,680 3 4	16,113 4 7	14,579 6 10	17,234 6 1	18,402 19 6	24,507 9 2	21,308 1 0	15,365 15 1

GENERAL STATEMENT OF THE CAPITAL AND MAINTENANCE ACCOUNTS TO THE 31ST, DECEMBER, 1869.

CH.

	Dec. 31st, 1859.	Dec. 31st, 1860.	Dec. 31st, 1861.	Dec. 31st, 1862.	Dec. 31st, 1863.	Dec. 31st, 1864.	Dec. 31st, 1865.	Dec. 31st, 1866.	Dec. 31st, 1867.	Dec. 31st, 1868.	Dec. 31st, 1869.	Total to Dec. 31st, 1869.
	£ s d	£ s d	£ s d	£ s d	£ s d	£ s d	£ s d	£ s d	£ s d	£ s d	£ s d	£ s d
Loans Repaid .....	1,750 0 0	1,250 0 0	9,250 0 0	1,565 0 4	10,812 0 3	1,663 7 6	1,800 0 0	1,800 0 0	1,955 0 0	2,205 0 0	2,355 0 0	36,405 8 1
Purchase of Land and Legal Expenses .....	4,482 15 0	1,402 3 5	38 10 11	5,562 14 7	...	...	...	3,100 0 0	...	...	...	14,586 3 11
Building and Legal Expenses .....	19,962 12 8	2,044 17 2	1,797 16 5	2,336 19 3	1,352 3 10	1,842 5 4	887 15 5	1,358 12 6	1,988 16 0	5,763 6 4	5,343 1 3	54,678 6 2
Furnishing .....	2,154 2 1	786 19 5	179 12 9	186 9 2	203 5 5	34 14 0	29 18 0	113 2 1	520 10 7	386 16 9	706 2 0	5,301 12 3
Miscellaneous, in- cluding interest and legal ex- penses .....	2,963 6 4	1,359 10 8	1,306 4 2	1,362 9 3	17,800 19 7	1,375 6 7	1,326 14 9	1,399 12 8	1,379 18 5	1,391 18 4	1,489 14 3	17,135 15 0
Maintenance .....	7,855 13 5	7,508 9 11	7,594 8 0	9,638 12 10	9,815 15 5	10,774 14 9	10,851 7 4	10,633 2 8	12,442 18 10	12,842 1 6	14,164 3 6	114,121 8 2
	49,168 9 6	14,352 0 7	20,166 12 3	20,652 5 5	23,964 4 6	15,690 8 2	14,895 15 6	18,404 9 11	18,287 3 10	22,589 2 11	24,058 1 0	242,228 13 7
Advanced to Farm Stewards for Purchase of Fat Stock ...	...	...	...	...	...	...	...	...	...	...	...	200 0 0
Balance in District Bank ...	...	...	...	...	...	...	...	...	...	...	...	31 19 6
„ in Treasurer's Hands ...	...	...	...	...	...	...	...	...	...	...	...	2,885 2 2
„ in Steward's Hands ...	...	...	...	...	...	...	...	...	...	...	...	20 0 0
16th April, 1870.—Examined and found correct.												45,365 15 3

THOS. C. SQUANCE, Auditor.

RICHARD LOWES, Clerk and Steward.



# ABSTRACT OF THE GENERAL GARDEN AND FARM ACCOUNT FOR THE YEAR 1869.

EXPENDITURE.					INCOME.				
	£	s	d	£	s	d	£	s	d
To Value of Live Stock, 1st January, 1869	1,009	5	0				By New Milk supplied Asylum, 7,330 gallons at 9d.		
" " of Implements and Dead Stock, do.	845	10	0				per gallon ... ..	274	17 6
				1,854	15	0	" Skim Milk do. 15,778 gallons at 6d.		
" Cash paid for Stock—							per gallon ... ..	394	9 0
219 Sheep ... ..	398	0	8				" Eggs do. 2,400 ... ..	8	7 11
58 Pigs ... ..	87	0	0				" Fowls 38 ... ..	4	1 9
1 Horse ... ..	36	0	0				" Butter, 3,619 lbs., from 1s. to 1s. 6d. per lb.	238	0 2
5 Calves ... ..	16	2	2				" Vegetables ... ..	532	11 0
142 Cows and Steers ... ..	2,970	18	0				st. lb.		
				3,558	0	10	" Beef 6,453 5 8s. 3d. to 9s. 6d. per Stone	2,834	6 8
" Other Payments—							" Pork 71 2 7s. 6d. to 9s. 0d. do.	28	9 3
Seeds ... ..	65	12	2				" Mutton 945 1 8s. 2d. to 10s. 6d. do.	439	7 5
Implements ... ..	38	16	8				" Veal 60 9 8s. 2d. to 10s. 6d. do.	27	5 9
Provender ... ..	431	15	3				" Heads, Plucks, &c., Supplied ... ..	42	10 0
Manure ... ..	128	3	11				" Keep of Horses for House use ... ..	139	18 0
Miscellaneous ... ..	82	10	2						4,964 4 3
Wages ... ..	412	14	5				" Sale of Stock, &c.—		
Repairs ... ..	50	19	6				" Wheat 328 bolls ... ..	219	10 0
Taxes, Tithes, &c. ... ..	87	13	9				" Pigs 54 ... ..	204	7 0
				1,298	5	10	" Calves 14 ... ..	22	0 0
" Estimated Value of Patients' Labour ... ..				170	0	0	" Vegetables ... ..	7	13 2
" Rental of 60 Acres of Land at 50s ... ..	150	0	0				" Milk and Butter ... ..	15	3 3
" 96 " " 40s ... ..	192	0	0				" Heifers 2 ... ..	31	10 0
" 31 " " 45s ... ..	69	15	0				" Horse 1 ... ..	36	0 0
				411	15	0	" Sheep and Lambs 40 ... ..	85	0 0
" Balance in Favour of Farm ... ..				650	1	1	" Hides, Skins, Tallow, &c. ... ..	332	4 11
									953 8 4
				£7,892	17	9	" Estimated Value of Live Stock, Dec. 31st, 1869	1,092	0 0
							" do. of Implements and Dead Stock, do.	883	5 0
									1,975 5 0
									£7,892 17 9

16th April, 1870.—Examined and found correct,  
THOS. C. SQUANCE, AUDITOR.

RICHARD LOWES,  
CLERK AND STEWARD.

SALARIES AND WAGES  
OF THE  
OFFICERS AND SERVANTS.

	£	s.	d.
Medical Superintendent ... ..	500	0	0
Medical Assistant ... ..	100	0	0
Chaplain... ..	120	0	0
Treasurer ... ..	15	0	0
Auditor ... ..	5	5	0
Clerk and Steward ... ..	52	10	0
Organist and Clerk ... ..	60	0	0
Matron ... ..	60	0	0
Chief Male Attendant ... ..	45	0	0
Two Night Attendants (Male) ... ..	£30 and	26	0
Twenty Two Male Attendants (each) from ... ..	£26 to	32	12
One Shoemaker Attendant ... ..	26	0	0
Tailor ... ..	62	8	0
Engineman and Smith ... ..	72	16	0
Joiner ... ..	67	16	4
Joiner, additional ... ..	62	8	0
Gasman and Engineman ... ..	57	4	0
Chief Female Attendant ... ..	20	0	0
Cook ... ..	20	0	0
Laundry Attendant ... ..	18	0	0
Two Assistant Laundry Attendants (each) ... ..	14	0	0
Two Female Night Attendants ... ..	£14 and	15	0
Nineteen Female Attendants (each) from ... ..	£12 to	13	0
Two Housemaids (each) ... ..	10	0	0
Matron's Servant ... ..	12	0	0
Kitchen Maid ... ..	10	0	0
Farm Bailiff ... ..	81	14	0
Dairy Woman ... ..	42	13	0
Six Labourers (each) from ... ..	£20 to	44	4
Gardener ... ..	54	12	0
Baker ... ..	30	0	0
Mason ... ..	62	8	0
Lodge Porter ... ..	26	0	0



