

**Reports upon Broadmoor Criminal Lunatic Asylum, with statistical tables,
for the year 1890.**

Contributors

Broadmoor Criminal Lunatic Asylum.
Nicolson, David.
Ashe, Thomas.
Allbutt, T. Clifford 1836-1925.
Bagot, C. S.

Publication/Creation

London : H.M.S.O., 1891 (London : Eyre and Spottiswoode.)

Persistent URL

<https://wellcomecollection.org/works/muwgbwyt>

License and attribution

This work has been identified as being free of known restrictions under copyright law, including all related and neighbouring rights and is being made available under the Creative Commons, Public Domain Mark.

You can copy, modify, distribute and perform the work, even for commercial purposes, without asking permission.



Wellcome Collection
183 Euston Road
London NW1 2BE UK
T +44 (0)20 7611 8722
E library@wellcomecollection.org
<https://wellcomecollection.org>

REPORTS


UPON

BROADMOOR CRIMINAL LUNATIC ASYLUM,

WITH


STATISTICAL TABLES,

For the Year 1890.



LONDON:
PRINTED FOR HER MAJESTY'S STATIONERY OFFICE,
BY EYRE AND SPOTTISWOODE,
PRINTERS TO THE QUEEN'S MOST EXCELLENT MAJESTY.

1891.



REPORTS


UPON

BROADMOOR CRIMINAL LUNATIC ASYLUM,

WITH

STATISTICAL TABLES,

For the Year 1890.



LONDON:
PRINTED FOR HER MAJESTY'S STATIONERY OFFICE,
BY EYRE AND SPOTTISWOODE,
PRINTERS TO THE QUEEN'S MOST EXCELLENT MAJESTY.

1891.

CONTENTS.

REPORT OF MEDICAL SUPERINTENDENT	- - . -	Page 3
REPORT OF CHAPLAIN	- - - - . -	8
REPORT OF THE COMMISSIONERS IN LUNACY	- - . -	9

APPENDIX TO THE SUPERINTENDENT'S REPORT, CONTAINING STATISTICAL AND OTHER TABLES	- - . -	12
--	---------	----

REPORTS

ON

BROADMOOR CRIMINAL LUNATIC ASYLUM,

1890.

TWENTY-EIGHTH ANNUAL REPORT OF THE MEDICAL SUPERINTENDENT.

*Broadmoor Criminal Lunatic Asylum,
Crowthorne, Berks,*

24th September 1891.

SIR,

I HAVE the honour to submit, for the information of the Council of Supervision, the following report upon this asylum for the year 1890; together with the usual statistical tables for the same period.

The financial tables in the Appendix have reference to the twelve months ending on the 31st of March 1891.

On the 1st of January 1890, the asylum contained 620 inmates, there being 468 men and 152 women.

During the year, 46 men and 14 women were admitted, 4 men and 4 women were discharged out of custody, 2 men were sent back to prison, and 9 men and 9 women were transferred to other asylums.

On the 31st of December 1890 the inmates numbered 624, of whom 474 were men and 150 were women.

In the course of the year, 680 persons in all were under detention in the asylum, namely, 514 men and 166 women. The average number resident was 624, namely 474 men and 150 women.

The following is the numerical distribution of the two classes of inmates on the 31st of December 1890.

Class.	Males.	Females.	Total.
Under Detention during Her Majesty's pleasure	388	133	521
Under Sentence { of penal servitude (Convicts)	83	17	100
{ of imprisonment for shorter periods	3	0	3
Total	474	150	624

Table 28 details the crimes of the 624 patients who were inmates of the asylum on the 31st of December 1890, and their classification according to the various official stages at which insanity was recognised. It will be seen that the asylum population included 322 who had committed homicide (302 cases of murder and 20 of manslaughter). Of these, 200 were men and 122 were women.

The proportion of cases of homicide was, for the whole population, 52 per cent., for the male inmates alone 42 per cent., and for female inmates alone 81 per cent.

As many as 169 inmates (153 men and 16 women) were under detention for "attempt to murder, maim, &c."

Admissions.

Of the 60 admissions during the year (46 men and 14 women) 37 (26 men and 11 women) were "Queen's pleasure" patients, *i.e.*, insane persons (being criminal offenders) not sentenced to any term of imprisonment, but ordered to be detained during Her Majesty's pleasure. The remaining 23 (20 men and 3 women) consisted of insane convicts, *i.e.*, of persons certified to be insane whilst undergoing various terms of penal servitude, including one man who was certified in the course of a term of ordinary imprisonment.

Re-admissions.

The admissions include one man who had previously been an inmate of Broadmoor and who had been conditionally discharged to the care of relatives. In consequence of his having relapsed into a state of insanity, he was brought back to Broadmoor, in accordance with the terms of release.

The particulars of all the re-admissions into Broadmoor are given in Table 22.

Deaths.

The deaths were 28 in number, namely, 25 men and 3 women. The per-centage of deaths, reckoned upon the average number resident during the year, was, for the men 5.28; for the women 1.98; for both sexes 4.48. The yearly average per-centage of deaths for both sexes since the opening of the asylum is 3.12.

Of the deaths, 11 were referable to diseases of the brain and nervous system, 4 were due to consumption, and 4 to heart disease.

The somewhat higher proportion of deaths during the past year was due partly to the influenza epidemic which proved fatal in three instances: but it was more especially brought about by the death of as many as six of the chronic cases received from Woking prison in October 1888, when the new wing was opened. Many of the 58 male convicts who were then admitted were, at the time, in an advanced stage of disease; and up to the end of 1890, 12 of them have died, giving a death-rate of upwards of 9 per cent. per annum.

There was one case of suicide, but beyond this there was no death except from ordinary causes. The male inmate who committed suicide was a comparatively recent admission. Whilst at exercise in the airing court, he had put himself in possession of a

sharpened piece of tin. Upon entering the block he went to the water-closet, and before the attendant, who was on the alert and followed him, could prevent him, he inflicted such severe injuries upon his throat that he died on the fifth day. Three months previously he had murdered his wife and brother-in-law by shooting, and attempted suicide by drowning. He was under observation in the hospital ward, and no blame could be attached to the attendant. The sufficiency of the care and supervision and the vigilance of the staff in cases of this sort is attested by the fact that since 1875 only one suicide (a female in 1884) has occurred in the asylum.

In accordance with regulation, the coroner held an inquest in every case of death. A *post-mortem* examination was made in each case, and the notes are recorded in Table 37.

The average age at death was 53 years.

In Table 35 are recorded the principal diseases which occurred among the inmates during the year. General health.

The general standard of health was quite up to the average, apart from the prevalence of the influenza, which was the only disease of an epidemic sort which visited the inmates of the asylum. The influenza epidemic.

With regard to this epidemic as it showed itself at Broadmoor, I give the following extract from an account sent by Dr. Noott, the senior assistant medical officer, to the "Lancet," of June 7th, 1890. "The first case was observed on January 8th, the last case on May 3rd, the epidemic reaching its height about February 14th. During this time 206 individuals were attacked, of whom 176 were over 18 years of age, and 30 under; of these latter, 24 were under 12 years of age; and of the 176 adults, 141 were males and 35 females. Of 476 male patients, 74 were affected, or 15.5 per cent.; of 151 female patients, 20 were affected, or 13.2 per cent.; of 84 male attendants, 46 were affected, or 54.7 per cent.; of 34 female attendants, 11 were affected, or 32.3 per cent. This accounts for 151 out of the total number, 206; the remaining 55 occurred in the families of members of the staff, and among members of the staff who are not attendants. The average time during which the 46 male attendants were absent from duty was 11.2 days; the longest absence being 21 days, and the shortest 6 days. The average time during which the 11 female attendants were absent from duty was 12.2 days, the longest absence being 21 days, and the shortest 7. The cases were on the whole simple in their character, and free from complication."

During the height of the epidemic the disciplinary resources of the asylum were taxed to their very utmost, as many as 25 out of the 84 male attendants having been off duty at one time. All annual and daily leave had to be stopped, as well as the outside working parties. Some amount of extra anxiety was felt under the

circumstances, but, happily, all passed off without any untoward occurrence, the staff doing their extra duty with good will.

No serious casualty.

The only noticeable casualty during the year was the case of a violent inmate who assaulted, without notice, an attendant, and who in the struggle fell under the attendant and received a fracture of his arm. He made a good recovery.

No escape.

No mechanical restraint.

There was no successful attempt at escape, and it was not found necessary to have recourse to mechanical restraint in any form during the year.

Industrial occupation.

From the Return given in Table 34 it will be seen that 233 men and 117 women were usefully employed at remunerative work. The value of their labour amounted to 4,100*l.*

New works and alterations.

The following works have been carried out during the year ending 31st March 1891 :—

A piece of wall 900 ft. in length by 16 ft. in height has been built, forming part of the new boundary wall of the garden.

Two new steam boilers, 16 ft. long by 5 ft. diameter, have been fixed at the laundry.

A pair of cottages for farm labourers have been built.

A new sewage drain has been laid to eight cottages, Nos. 49 to 56.

The painting in the new wing of No. 6 Block is being steadily carried out by the "painter's party" of inmates.

Visit of Commissioners in Lunacy.

Two members of the Board of Commissioners in Lunacy visited the asylum on the 27th and 28th of June; and a copy of their report will be found at page 9.

Expenditure.

The Parliamentary grant for the year ending 31st March 1891 (inclusive of new buildings and alterations) was 32,033*l.*, the total expenditure amounted to 31,068*l.* 4*s.* 8*d.*; the unexpended surplus of 964*l.* 15*s.* 4*d.* was surrendered to the Exchequer.

Average cost per patient.

The average cost per patient for the year, as shown in Table 41, column 10, was 43*l.* 4*s.* 2*d.*, as compared with 44*l.* 8*s.* 0*d.* for the previous year. The details of the expenditure under the various sub-heads of the vote are given in Table 38.

The staff.

I am glad to be again able to speak very favourably of the conduct of the staff generally. The immunity from escapes and from serious casualties, where such a large proportion of restless and turbulent beings have to be managed, speaks well for the vigilance and tact of the attendants as a body.

Dr. Isaac, the Deputy Superintendent, continues to give me his much appreciated assistance and support in the general administration; and to him and to my other medical colleagues, as well as to the officers of the asylum generally, my best thanks are due for their efficient and ever-ready help in the working of the various departments.

During the current year Sir Edmund Henderson resigned his place as a member of the Council of Supervision, and the Secretary of State was pleased to appoint Dr. W. Orange, C.B., to the vacancy thus caused, giving us all an opportunity of welcoming my predecessor back to official relations with the asylum.

I have again to record my most grateful appreciation of the undeviating support which I have at all times received from the Council of Supervision in the discharge of my duties.

I have the honour to be,

Sir,

Your most obedient Servant,

DAV. NICOLSON, M.D.

To Sir Warwick C. Morshead, Bart.,
Chairman of the Council of Supervision.

THE CHAPLAIN'S REPORT.

SIR,

Broadmoor Asylum, 21st April 1891.

DURING the year 1890 Divine Service was performed, as appointed, in the chapel of this asylum, on all Sundays, and on Ash Wednesday and Good Friday, and Christmas Day. Daily prayers were also said in the chapel, with an intermission of 14 days in February, when I was ill with influenza. Since the discharge, in July, of an inmate who, for some years, had volunteered to play the harmonium at the week day service, the singing of a hymn has been given up, and the attendance has, in consequence, fallen off. The Sacrament of the Lord's Supper was celebrated on the first Sunday in each month (that in April being Easter Day) and on Christmas Day. The number of communicants was 34; viz., 13 men and 21 women. Evening prayers were said by me on Sundays in the infirmary of the female wing, and the short form of evening prayer continued to be used daily throughout the asylum. The usual addition was made to the library, and was found sufficient.

Owing to an epidemic of measles the school was closed for a period of 15 weeks, from September 22nd to January 5th, 1891. Under these circumstances the Education Department was pleased to excuse it from inspection, and a grant was made of 81*l.* 9*s.* 4*d.*; that for 1889 having been 81*l.* 9*s.* 8*d.* Miss Kelson, the schoolmistress, having resigned (to be married) after an invaluable service of 15 years, Miss Amy Reid, with very high testimonials from Whitelands Training College, was appointed in her place.

I desire, Sir, to express my grateful sense of the cordial assistance and support I have always received, both from the Superintendent and from all the officers of the asylum.

I have the honour to be,

Sir,

Your most obedient humble Servant,

THOS. ASHE, M.A., Chaplain.

*To the Chairman of the
Council of Supervision.*

REPORT OF THE COMMISSIONERS IN LUNACY.

To the RIGHT HONOURABLE HENRY MATTHEWS, one of HER
MAJESTY'S PRINCIPAL SECRETARIES OF STATE.

The report of the Commissioners in Lunacy, made under the Act 23 & 24 Vict. c. 75., intituled "An Act to make better provision for the custody and care of Criminal Lunatics," for the year ending December 31st, 1890.

1. The Commissioners in Lunacy have the honour to report that in the year 1890 the asylum for criminal lunatics at Broadmoor (being the only asylum appointed under the Act above mentioned) was visited by two of the Commissioners, namely, C. S. Bagot, Esq., Barrister-at-Law, and T. Clifford Allbutt, Esq., Doctor of Medicine, on the 27th and 28th of June 1890.

2. A copy of the memorandum of the visit of the Visiting Commissioners is appended hereto.

Dated this 11th day of March 1891.

The Common Seal of the }
Commissioners in Lunacy } (L.S.)
affixed in presence of }

G. HAROLD URMSON,
Secretary

MEMORANDUM OF INSPECTION.

Broadmoor Criminal Lunatic Asylum,
2nd December 1890.

On June 27th and 28th we paid to this asylum the annual visit of inspection for the year 1890. As on former visits, we found the asylum in excellent order in all its departments, and fully maintaining the high character it has so deservedly gained.

It is, however, becoming very full, and there were at our visit only vacancies for eight patients, all in the male division. It is

probable therefore that some addition to the accommodation, especially on the female side, may soon be necessary, though possibly some room may be found by discharge of patients. We found in the asylum 622 patients, 472 being males and 150 females. The males were 9 more and the females 1 fewer than at the visit of the Commissioners on November 29th, 1889. The admissions since then had been of 32 males and 9 females: the discharges and removals of 8 males and 7 females, and the deaths of 15 males and 3 females.

Of the deaths, each of which was, as usual, followed by autopsy, and a coroner's inquest, three were due to the effects of influenza, which was epidemic during the first four months of this year, and attacked in all 206 individuals being patients or members of the staff or of the families of the latter. Another death was due to internal hæmorrhage caused by swallowing a bone, and one to diarrhœa, the result of swallowing stones. The causes of the remaining deaths were natural and ordinary.

The only serious casualty reported to us as having occurred since the last visit was the fracture of the left humerus of a male patient from a fall in a struggle with an attendant whom he had assailed. At the time of our visit the health of the asylum was good, and had been so in the interval since the previous visit.

We had no serious complaint from any of the patients, all of whom we saw. Many are very intelligent and manifest no insanity in casual conversation; and there are some who, if they were not criminals, would probably be considered fit for discharge. No violence was displayed during our visit, and the patients, both male and female, were well conducted, suitably dressed, and neat in person.

We are informed that no form of mechanical restraint had been employed since the last visit. The seclusion is, as customary, divided into three classes, and, excluding the cases of patients under medical treatment in bed, in single rooms, and of patients voluntarily occupying single rooms in the daytime with the doors locked, we learn that 15 patients, 12 males and three females, since the last visit had been involuntarily secluded, and that on 1,654 occasions and for a total duration of 9,855 hours.

We were glad to learn that it has been found possible to engage a fair proportion of the patients (having regard to their characters and antecedents) in industrial occupations. Of the males 172, and of the females 95, are usefully employed, being 36.5 and 63 per cent., respectively, of the totals of the two sexes.

The patients who attended Divine Service on the Sunday morning preceding our visit were 74 males and 35 females, and these numbers doubtless represent the average attendance.

The amusement of the patients and their exercise beyond the airing courts, within the necessary limits imposed by the character and object of the asylum, continue to be adequately considered. Some structural improvements have been carried out or begun since the last visit of Commissioners, and they include the

enclosure of additional garden ground $8\frac{1}{2}$ acres in extent by a wall 16 feet high, which will probably lead to an increase in the number of male patients working on the land.

Some amount of new painting has also been done. We suggest an improvement of the ground floor corridors of male Blocks 3 and 4, by throwing out large bays to increase the day space, which is now rather limited.

This, we think, could be done at no great expense, and without injury to the external appearance of the building.

We think that in the laundry the bands for driving the machinery require more protection.

The staff of attendants is a strong one and necessarily so. For the male division there are, we learn, a chief attendant, six principal attendants, 37 ordinary and 38 assistant attendants, and for the female division, a chief attendant, two principal, and 27 ordinary attendants.

The duration of service is very satisfactory, as over 75 per cent. of the male, and over 43 per cent. of the female staff, had been in the service of the asylum for more than five years.

The medical staff continues as at the date of the last report. We were glad to find the superintendent, Dr. Nicolson, quite recovered from the attack made upon him by a patient, and able to resume his important duties.

(Signed) C. S. BAGOT, } Commissioners
T. CLIFFORD ALLBUTT, } in Lunacy.

APPENDIX TO THE SUPERINTENDENT'S REPORT.

TABLE 1.

Showing the ADMISSIONS, RE-ADMISSIONS, DISCHARGES, and DEATHS
during the Year 1890.

		Male.	Female.	Total.
In the asylum on the 1st January 1890	- -	468	152	620
		Male.	Female.	Total.
Cases admitted during the year:				
First admissions -	-	45	14	59
Not first admissions -	-	1	—	1
Total cases admitted during the year	-	46	14	60
Total cases under care during the year	-	514	166	680
		Male.	Female.	Total.
Cases discharged, removed, and died during the year:				
Recovered and discharged		4	4	8
Recovered and removed to prisons -	-	2	—	2
Transferred to other asylums -	-	9	9	18
Transferred to workhouses		—	—	—
Transferred to private care		—	—	—
Died -	-	25	3	28
Escaped -	-	—	—	—
Total cases discharged, removed, and died during the year	-	40	16	56
Remaining in the asylum on 31st December 1890	-	474	150	624
Average number resident during the year 1890	-	473	151	624
Persons under care during the year	-	514	166	680
Persons admitted during the year	-	46	14	60
Persons recovered during the year	-	6	4	10
Persons transferred to this asylum during the year	-	3	—	3
Persons transferred from this asylum during the year	-	9	9	18

TABLE 2.

Showing the ADMISSIONS, RE-ADMISSIONS, DISCHARGES, DEATHS, and ESCAPES, from the opening of the Asylum to the 31st December 1890.

				Male.	Female.	Total.
Cases admitted during the period of 27 $\frac{21}{30}$ years	First admissions	-		1,467	440	1,907
	Re-admissions	-		38	15	53
Total cases admitted-				1,505	455	1,960
period of 27 $\frac{21}{30}$ years:				Male.	Female.	Total.
	Recovered and discharged	-	-	86	80	166
	Recovered and removed to prisons	-	-	53	10	63
	Transferred to other asylums	-	-	551	129	680
	Transferred to work-houses	-	-	1	1	2
	Transferred to private care	-	-	1	-	1
	Died	-	-	333	84	417
	Escaped; and recaptured in subsequent years	-	-	3	-	3
Escaped, and not recaptured up to 31st December 1890	-	-	3	1	4	
Total cases discharged, removed, died, &c., during the 27 $\frac{21}{30}$ years				1,031	305	1,336
Remaining 31st December 1890				474	150	624
Average number resident during the 27 $\frac{21}{30}$ years				369	114	483
Persons transferred to this asylum during the 27 $\frac{21}{30}$ years				473	123	596
Persons transferred from this asylum during the 27 $\frac{21}{30}$ years				552	130	682

TABLE 3.

Showing the ADMISSIONS, DISCHARGES, DEATHS, and ESCAPES, with the Mean Annual MORTALITY and the Proportion of RECOVERIES, for each Year since the opening of the Asylum.

Years.	Admitted.			Discharged.						Died.			Escaped and not Recaptured on 31st December of each Year.			Remaining on 31st December of each Year.			Average Number resident.			Percentage of Recoveries on Admissions, including those recovered and removed to Prison.			Percentage of Deaths on average Number resident.					
	Admitted.			Recovered.			Transferred to other Asylums, Workhouses, or Private Care.			Died.			Escaped and not Recaptured on 31st December of each Year.			Remaining on 31st December of each Year.			Average Number resident.			Percentage of Recoveries on Admissions, including those recovered and removed to Prison.			Percentage of Deaths on average Number resident.					
	M.	F.	T.	M.	F.	T.	M.	F.	T.	M.	F.	T.	M.	F.	T.	M.	F.	T.	M.	F.	T.	M.	F.	T.	M.	F.	T.			
From 27th May to 31st Dec. 1863	-	99	99	1	1	1	-	-	-	3	-	-	-	-	-	-	-	-	-	-	-	-	-	-	-	-	-	-		
In the year 1864	232	6	228	5	3	7	5	2	2	5	12	4	4	4	4	4	4	4	4	4	4	4	4	4	4	4	4	4		
" 1865	131	4	135	2	2	4	2	2	2	2	2	2	2	2	2	2	2	2	2	2	2	2	2	2	2	2	2	2		
" 1866	47	8	43	1	1	2	1	1	1	1	1	1	1	1	1	1	1	1	1	1	1	1	1	1	1	1	1	1		
" 1867	173	16	189	4	4	8	3	3	3	3	3	3	3	3	3	3	3	3	3	3	3	3	3	3	3	3	3	3		
" 1868	29	6	35	2	2	4	2	2	2	2	2	2	2	2	2	2	2	2	2	2	2	2	2	2	2	2	2	2		
" 1869	27	4	31	3	3	6	3	3	3	3	3	3	3	3	3	3	3	3	3	3	3	3	3	3	3	3	3	3		
" 1870	60	17	77	4	4	8	4	4	4	4	4	4	4	4	4	4	4	4	4	4	4	4	4	4	4	4	4	4		
" 1871	40	28	68	7	7	14	7	7	7	7	7	7	7	7	7	7	7	7	7	7	7	7	7	7	7	7	7	7		
" 1872	44	11	55	3	3	6	3	3	3	3	3	3	3	3	3	3	3	3	3	3	3	3	3	3	3	3	3	3		
" 1873	19	12	31	4	4	8	4	4	4	4	4	4	4	4	4	4	4	4	4	4	4	4	4	4	4	4	4	4		
" 1874	30	12	42	1	1	2	1	1	1	1	1	1	1	1	1	1	1	1	1	1	1	1	1	1	1	1	1	1		
" 1875	36	9	45	2	2	4	2	2	2	2	2	2	2	2	2	2	2	2	2	2	2	2	2	2	2	2	2	2		
" 1876	34	9	43	5	5	10	5	5	5	5	5	5	5	5	5	5	5	5	5	5	5	5	5	5	5	5	5	5		
" 1877	26	16	42	6	6	12	6	6	6	6	6	6	6	6	6	6	6	6	6	6	6	6	6	6	6	6	6	6		
" 1878	33	16	49	4	4	8	4	4	4	4	4	4	4	4	4	4	4	4	4	4	4	4	4	4	4	4	4	4		
" 1879	46	16	62	3	3	6	3	3	3	3	3	3	3	3	3	3	3	3	3	3	3	3	3	3	3	3	3	3		
" 1880	51	13	64	2	2	4	2	2	2	2	2	2	2	2	2	2	2	2	2	2	2	2	2	2	2	2	2	2		
" 1881	46	16	62	5	5	10	5	5	5	5	5	5	5	5	5	5	5	5	5	5	5	5	5	5	5	5	5	5		
" 1882	58	17	75	5	5	10	5	5	5	5	5	5	5	5	5	5	5	5	5	5	5	5	5	5	5	5	5	5		
" 1883	44	12	56	1	1	2	1	1	1	1	1	1	1	1	1	1	1	1	1	1	1	1	1	1	1	1	1	1		
" 1884	30	14	44	3	3	6	3	3	3	3	3	3	3	3	3	3	3	3	3	3	3	3	3	3	3	3	3	3		
" 1885	26	14	40	4	4	8	4	4	4	4	4	4	4	4	4	4	4	4	4	4	4	4	4	4	4	4	4	4		
" 1886	29	14	43	3	3	6	3	3	3	3	3	3	3	3	3	3	3	3	3	3	3	3	3	3	3	3	3	3		
" 1887	101	12	113	3	3	6	3	3	3	3	3	3	3	3	3	3	3	3	3	3	3	3	3	3	3	3	3	3		
" 1888	42	12	54	2	2	4	2	2	2	2	2	2	2	2	2	2	2	2	2	2	2	2	2	2	2	2	2	2		
" 1889	46	14	60	4	4	8	4	4	4	4	4	4	4	4	4	4	4	4	4	4	4	4	4	4	4	4	4	4		
Yearly average	54.53	16.48	71.01	3.11	2.90	6.01	1.92	0.36	2.28	20.03	4.71	24.74	12.06	3.04	15.10	0.22	0.03	0.25	377	115	492	369	114	483	9.23	19.78	11.68	3.27	2.65	3.12

TABLE 4.—Showing the HISTORY of the ANNUAL ADMISSIONS since the opening of the Asylum, with the DISCHARGES and DEATHS and the Number of each Year's Admissions remaining on the 31st December 1890.

Years.	Admitted.						Of each Year's Admissions discharged, died, or otherwise disposed of in the Year 1890.						Total discharged, died, or otherwise disposed of, of each Year's Admissions from the opening of the Asylum to 31st December 1890.						Remaining of each Year's Admissions on the 31st December 1890.								
	New Cases.		Re-admissions.		Total Admissions.		Re-covered and discharged.		Transferred to other Asylums, Workhouses, or Private Care.		Died.		Escaped during the Year and not recaptured.		Re-covered and removed to Prisons.		Transferred to other Asylums, Workhouses, or Private Care.		Died.		Escaped and not recaptured before 31st Dec. of Year of Escape.		M.	F.	T.		
	M.	F.	T.	M.	F.	T.	M.	F.	T.	M.	F.	T.	M.	F.	T.	M.	F.	T.	M.	F.	T.	M.	F.	T.	M.	F.	T.
1863	—	99	99	—	—	99	—	—	—	—	—	—	—	—	—	—	—	—	—	—	—	—	—	—	—	—	—
1864	222	6	228	—	—	228	—	—	—	—	—	—	—	—	—	—	—	—	—	—	—	—	—	—	—	—	—
1865	131	4	135	—	—	135	—	—	—	—	—	—	—	—	—	—	—	—	—	—	—	—	—	—	—	—	—
1866	35	8	43	—	—	43	—	—	—	—	—	—	—	—	—	—	—	—	—	—	—	—	—	—	—	—	—
1867	47	27	74	—	—	74	—	—	—	—	—	—	—	—	—	—	—	—	—	—	—	—	—	—	—	—	—
1868	171	16	187	—	—	187	—	—	—	—	—	—	—	—	—	—	—	—	—	—	—	—	—	—	—	—	—
1869	27	5	32	—	—	32	—	—	—	—	—	—	—	—	—	—	—	—	—	—	—	—	—	—	—	—	—
1870	26	4	30	—	—	30	—	—	—	—	—	—	—	—	—	—	—	—	—	—	—	—	—	—	—	—	—
1871	59	17	76	—	—	76	—	—	—	—	—	—	—	—	—	—	—	—	—	—	—	—	—	—	—	—	—
1872	37	27	64	—	—	64	—	—	—	—	—	—	—	—	—	—	—	—	—	—	—	—	—	—	—	—	—
1873	43	10	53	—	—	53	—	—	—	—	—	—	—	—	—	—	—	—	—	—	—	—	—	—	—	—	—
1874	19	12	31	—	—	31	—	—	—	—	—	—	—	—	—	—	—	—	—	—	—	—	—	—	—	—	—
1875	29	12	41	—	—	41	—	—	—	—	—	—	—	—	—	—	—	—	—	—	—	—	—	—	—	—	—
1876	36	9	45	—	—	45	—	—	—	—	—	—	—	—	—	—	—	—	—	—	—	—	—	—	—	—	—
1877	32	8	40	—	—	40	—	—	—	—	—	—	—	—	—	—	—	—	—	—	—	—	—	—	—	—	—
1878	24	15	39	—	—	39	—	—	—	—	—	—	—	—	—	—	—	—	—	—	—	—	—	—	—	—	—
1879	33	15	48	—	—	48	—	—	—	—	—	—	—	—	—	—	—	—	—	—	—	—	—	—	—	—	—
1880	42	15	57	—	—	57	—	—	—	—	—	—	—	—	—	—	—	—	—	—	—	—	—	—	—	—	—
1881	50	13	63	—	—	63	—	—	—	—	—	—	—	—	—	—	—	—	—	—	—	—	—	—	—	—	—
1882	46	14	60	—	—	60	—	—	—	—	—	—	—	—	—	—	—	—	—	—	—	—	—	—	—	—	—
1883	55	16	71	—	—	71	—	—	—	—	—	—	—	—	—	—	—	—	—	—	—	—	—	—	—	—	—
1884	43	12	55	—	—	55	—	—	—	—	—	—	—	—	—	—	—	—	—	—	—	—	—	—	—	—	—
1885	26	14	40	—	—	40	—	—	—	—	—	—	—	—	—	—	—	—	—	—	—	—	—	—	—	—	—
1886	25	13	38	—	—	38	—	—	—	—	—	—	—	—	—	—	—	—	—	—	—	—	—	—	—	—	—
1887	27	13	40	—	—	40	—	—	—	—	—	—	—	—	—	—	—	—	—	—	—	—	—	—	—	—	—
1888	96	11	107	—	—	107	—	—	—	—	—	—	—	—	—	—	—	—	—	—	—	—	—	—	—	—	—
1889	41	11	52	—	—	52	—	—	—	—	—	—	—	—	—	—	—	—	—	—	—	—	—	—	—	—	—
1890	45	14	59	—	—	59	—	—	—	—	—	—	—	—	—	—	—	—	—	—	—	—	—	—	—	—	—
	1467	440	1907	38	15	53	1505	453	1960	4	4	8	2	—	2	9	9	18	25	3	28	—	—	—	—	—	—
										86	80	166	53	10	63	553	139	683	333	84	417	6	1	7	474	150	624

TABLE 4.—Showing the HISTORY of the ANNUAL ADMISSIONS, &c.—continued.

	The Re-admissions may be classified as follows :		Summary of the Total Admissions and Re-admissions.		Male.	Female.	Total.
	Male.	Female.	Male.	Female.			
Persons under orders of detention during Her Majesty's pleasure, who have been conditionally discharged, and who have subsequently relapsed	15	10†	5.71	17.58	8.47		
Persons under orders of detention during Her Majesty's pleasure who have been discharged to the care of guardians of union workhouses ; and re-admitted under fresh warrants	1	—	3.52	2.20	3.21		
Persons under orders of detention during Her Majesty's pleasure who have been transferred to private licensed houses ; and re-admitted under fresh warrants	1	—	36.74	28.57	34.85		
Persons removed to prisons, recovered ; and re-admitted under fresh warrants	5	2	22.13	18.46	21.28		
Persons removed to other asylums on completion of sentences of penal servitude ; and re-admitted under fresh warrants	12	3	0.20	0.00	0.15		
Persons removed to prison for trial ; and re-admitted under orders of detention during Her Majesty's pleasure	1	—	0.20	0.22	0.20		
Persons recaptured after escape	3	—	31.50	32.97	31.84		
	38	15	100.00	100.00	100.00		
		53					

* Further particulars with respect to the whole of the re-admissions from the opening of the asylum are given in the 22nd Table.
† The actual number of women re-admitted under this class was 8, two women show twice, having been twice re-admitted.

TABLE 5.

Showing the CAUSES of DEATH during the Year 1890.

Causes of Death.	Male.	Female.	Total.
General diseases :			
Influenza (pleurisy and pneumonia following)	3	—	3
Chronic abscess and dropsy - - -	1	—	1
Diseases of the brain and nervous system :			
Epilepsy - - - - -	—	1	1
Chronic meningitis - - - - -	1	—	1
General paralysis - - - - -	4	1	5
Cerebral hæmorrhage and effusion - - -	2	—	2
Softening of the brain - - - - -	2	—	2
Diseases of the respiratory system:			
Phthisis - - - - -	4	—	4
Diseases of the circulatory system :			
Valvular disease of heart - - - - -	3	—	3
Hypertrophy of heart and atheroma of aorta -	1	—	1
Diseases of the digestive system :			
Typhlitis - - - - -	1	—	1
Diarrhœa (from swallowing stones) - - -	1	—	1
Diseases of the urinary system :			
Uræmia - - - - -	1	—	1
Local injuries :			
Suicide by cutting throat - - - - -	1	—	1
Conditions not necessarily associated with general or local diseases :			
Old age and general decay - - - - -	—	1	1
Total - - -	25	3	28

An INQUEST was held in every case of DEATH, and the following were the Verdicts returned:—

Initials.	Date of Admission.	Date of Death.	Age at Death.	Verdict.
Males.				
A. W. -	12 Mar. 1864	4 Jan. 1890.	64	Died of diarrhœa, the result of swallowing stones.
F. G. -	14 Mar. 1883	25 „	56	Died of heart disease.
W. M. -	14 Mar. 1883	19 Feb.	56	Died of pleurisy and pneumonia following influenza.
P. J. -	13 Sept. 1867	21 „	47	Died of pneumonia and pleurisy following influenza.
G. P. -	7 Mar. 1888	27 „	80	Died of softening of the brain.

AN INQUEST was held in every case of DEATH, and the following were the Verdicts returned—*continued.*

Initials.	Date of Admission.	Date of Death.	Age at Death.	Verdict.
Males.				
J. S.	3 Oct. 1888	1890. 1 Mar.	45	Died of pneumonia and pleurisy following influenza.
A. C. W.	17 Oct. 1870	11 „	47	Died of hæmorrhage and effusion on the brain.
J. M.	16 Sept. 1868	3 May	57	Died of phthisis and heart disease.
J. R.	4 Oct. 1888	14 „	51	Died of paralysis.
J. M.	30 Nov. 1886	31 June	71	Died of inflammation of bowels.
C. E. L.	27 June 1889	18 „	54	Died of softening of the brain.
J. H.	28 Jan. 1876	24 „	59	Died of chronic abscesses and dropsy.
W. G.	12 Mar. 1864	24 „	77	Died of chronic meningitis and disease of kidneys.
R. M.	12 May 1882	28 „	27	Died of consumption.
G. D. H.	28 July 1890	9 Aug.	31	That he cut his throat on the 4th instant and died on the 9th in consequence, being insane at the time.
H. G.	5 April 1890	29 „	58	Died of paralysis.
W. H.	2 Oct. 1888	20 Sept.	37	Died of phthisis.
P. P. S.	6 Aug. 1889	25 „	27	Died of acute consumption.
C. M.	15 June 1881	3 Oct.	66	Died of cerebral hæmorrhage.
G. M.	2 Oct. 1888	8 „	49	Died of heart disease.
L. H.	20 July 1864	13 „	85	Died of old age, dropsy, and heart disease.
T. K.	10 May 1884	23 „	65	Died of heart disease.
W. S.	19 Mar. 1888	16 Nov.	26	Died of kidney disease.
P. B.	4 Oct. 1888	1 Dec.	52	Died of general paralysis of the insane.
T. S.	2 Oct. 1888	3 „	49	Died of heart disease and softening of the brain.
Females.				
E. C.	9 June 1887	10 Feb.	44	Died of general paralysis.
M. A. O.	30 May 1863	23 „	74	Died of old age and general decay.
S. A. R.	3 Nov. 1884	24 April	30	Died of epilepsy.

TABLE 6.

Showing the LENGTH of RESIDENCE in Broadmoor Asylum of those discharged recovered, and of those who have died, during the Year 1890.

Length of Residence.	Recovered and discharged.			Died.		
	Male.	Female.	Total.	Male.	Female.	Total.
Under 1 month - - -	—	—	—	1	—	1
From 1 to 3 months - -	—	—	—	—	—	—
" 3 " 6 " - - -	1	—	1	1	—	1
" 6 " 12 " - - -	—	—	—	1	—	1
" 1 " 2 years - - -	1	—	1	5	—	5
" 2 " 3 " - - -	—	—	—	4	1	5
" 3 " 5 " - - -	—	2	2	1	—	1
" 5 " 7 " - - -	1	—	1	3	1	4
" 7 " 10 " - - -	1	2	3	2	—	2
" 10 " 12 " - - -	1	—	1	—	—	—
" 12 " 15 " - - -	—	—	—	1	—	1
" 15 " 20 " - - -	—	—	—	1	—	1
" 20 " 25 " - - -	—	—	—	2	—	2
Above 25 " - - -	1	—	1	3	1	4
Total - - -	6	4	10	25	3	28

	Males.	Females.	Total.
The average length of residence in Broadmoor of those discharged was - - -	8 $\frac{1}{3}$	6	7 $\frac{1}{3}$
The average length of residence in Broadmoor of those who died was - - -	8 $\frac{2}{3}$	11 $\frac{2}{3}$	9

TABLE 7.

Showing the DURATION of the DISORDER on ADMISSION of the ADMISSIONS, DISCHARGES, and DEATHS, during the Year 1890.

Class.	The Admissions.			The Discharges.								The Deaths.				
	Male.	Female.	Total.	Recovered.				Transferred to other Asylums, Workhouses, or Private Care.				Male.	Female.	Total.		
				Discharged out of custody.		Removed to Prison.		Male.	Female.	Total.	Male.				Female.	Total.
				Male.	Female.	Total.	Male.									
Class I.—First attack, and within three months on admission - - -	19	3	22	2	2	4	2	—	2	1	1	2	4	—	4	
Class II.—First attack, above three months and within twelve months on admission -	9	2	11	1	1	2	—	—	—	—	2	2	7	—	7	
Class III.—Not first attack, and within twelve months on admission - - -	5	2	7	1	—	1	—	—	—	1	—	1	1	—	1	
Class IV.—First attack or not, but of more than twelve months on admission - - -	11	6	17	—	1	1	—	—	—	7	6	13	13	3	16	
Class V.—Sane on admission - - -	2	1	3	—	—	—	—	—	—	—	—	—	—	—	—	
Total - - -	46	14	60	4	4	8	2	—	2	9	9	18	25	3	28	

TABLE 8.
Showing the AGES with respect to the ADMISSIONS, DISCHARGES, and DEATHS during the Year 1890.

Ages.	The Admissions.			The Discharges.				The Deaths.						
	Male.	Female.	Total.	Recovered.		Transferred to other Asylums, Workhouses, or Private Care.		Male.	Female.	Total.				
				Male.	Female.	Male.	Female.							
From 5 to 10 years	-	-	-	-	-	-	-	-	-	-	-	-	-	-
" 10 " 15 "	-	-	-	-	-	-	-	-	-	-	-	-	-	-
" 15 " 20 "	-	-	-	-	-	-	-	-	-	-	-	-	-	-
" 20 " 30 "	14	2	16	1	1	2	2	2	4	3	3	3	3	3
" 30 " 40 "	14	6	20	2	1	3	2	2	4	2	1	1	1	6
" 40 " 50 "	10	5	15	2	1	3	4	4	8	5	1	1	1	8
" 50 " 60 "	4	1	5	1	-	1	-	1	1	1	-	-	-	3
" 60 " 70 "	4	-	4	1	1	2	1	1	2	2	1	1	1	3
" 70 " 80 "	-	-	-	-	-	-	-	-	-	-	-	-	-	2
" 80 " 90 "	-	-	-	-	-	-	-	-	-	-	-	-	-	2
" 90 and upwards	-	-	-	-	-	-	-	-	-	-	-	-	-	-
Total	46	14	60	6	4	10	9	9	9	18	25	3	28	28

The average age at the time of admission was —	Males.		Females.		Both Sexes.	
	Years.	Years.	Years.	Years.	Years.	Years.
" " " of recovery	38½	38	38½	38	38½	38½
" " " of transfer	39½	41½	39½	41½	40½	40½
" " " of death	39	48½	39	48½	43½	43½
" " " of death	53½	49½	53½	49½	53	53

TABLE 9.
Showing the CONDITION as to MARRIAGE of the ADMISSIONS, DISCHARGES, and DEATHS during the Year 1890.

Condition with reference to Marriage.	The Admissions.		The Discharges.				The Deaths.				
	Recovered.		Transferred to other Asylums, Workhouses, or Private Care.		Total.	Male.	Female.	Total.	Male.	Female.	Total.
	Male.	Female.	Male.	Female.							
Single	21	3	4	2	6	7	3	10	10	1	11
Married	17	8	2	1	3	2	4	6	7	2	9
Widowed	8	3	—	1	1	—	1	1	7	—	7
Not ascertained	—	—	—	—	—	—	1	1	1	—	1
Total	46	14	6	4	10	9	9	18	25	3	28

Table 10—continued.

Causes.	The Admissions.			The Discharges.						The Deaths.							
	M.	F.	Total.	Recovered.			Removed to Prison.			Transferred to other Asylums, Workhouses, or Private Care.							
				M.	F.	Total.	M.	F.	Total.	M.	F.	Total.					
Adverse circumstances	1	—	1	—	—	—	—	—	—	—	—	—	—	—	—	—	—
" and domestic trouble	—	1	1	—	—	—	—	—	—	—	—	—	—	—	—	—	—
Mental worry and intemperance	2	—	2	—	—	—	—	—	—	—	—	—	—	—	—	—	—
Business anxiety and intemperance	—	1	1	—	—	—	—	—	—	—	—	—	—	—	—	—	—
Epilepsy	2	—	2	—	—	—	—	—	—	—	—	—	—	—	—	—	2
" and injury to head	—	—	—	—	—	—	1	—	—	—	—	—	—	—	—	—	—
Injury to head and intemperance	—	—	—	—	—	—	—	—	—	—	—	—	—	—	—	—	—
Intemperance	7	—	7	1	1	2	—	—	—	—	—	—	—	—	—	—	1
Sunstroke	1	—	1	—	—	—	—	—	—	—	—	—	—	—	—	—	—
Syphilis	1	—	1	—	—	—	—	—	—	—	—	—	—	—	—	—	—
Puerperal and seduction	—	—	—	—	2	2	—	—	—	—	—	—	—	—	—	—	—
Amenorrhoea	—	—	—	—	1	1	—	—	—	—	—	—	—	—	—	—	—
Lactation	—	1	1	—	—	—	—	—	—	—	—	—	—	—	—	—	—
Jealousy	—	—	—	—	—	—	—	—	—	—	—	—	—	1	—	—	—
Old age	—	—	—	—	—	—	—	—	—	—	—	—	—	—	—	—	1
Unknown	14	2	16	1	—	1	—	—	—	—	—	—	—	—	—	—	15
Sane	2	—	2	—	—	—	—	—	—	—	—	—	—	—	—	—	—
Total	46	14	60	4	4	8	2	2	8	9	9	18	25	3	28	—	—

TABLE 11.

DEGREE of EDUCATION in the ADMISSIONS during the Year 1890.

Education.	Male.	Female.	Total.
None	11	2	13
Read only	3	—	3
Read and write	28	11	39
Good	4	1	5
Total	46	14	60

TABLE 12.

PREVIOUS HISTORY of the ADMISSIONS during the Year 1890.

	Male.	Female.	Total.
Stated not to be first attack of insanity	8	4	12
First attack, or no information on the subject	38	10	48
Total	46	14	60
Known to have actually attempted suicide	5	6	11
Regarded as being suicidal	7	2	9
Stated not to have attempted suicide, or no information on the subject	34	6	40
Total	46	14	60
Affected with epilepsy or epileptiform convulsions	5	—	5
Not so affected	41	14	55
Total	46	14	60

TABLE 13.

SHOWING the Numbers remaining in the Asylum on 31st December 1890 affected with EPILEPSY and PARALYSIS.

	Male.	Female.	Total.
Epilepsy	33	8	41
Paralysis	13	5	18
Epilepsy and paralysis	2	—	2
Total	48	13	61

Table 14—continued.

Previous Occupation.	The Admissions.			The Discharges.				The Deaths.				
	Recovered.		Total.	Transferred to other Asylums, Workhouses, or Private Care.		Total.	Male.	Female.	Total.	Male.	Female.	Total.
	Male.	Female.		Male.	Female.							
Needlewoman	—	2	—	—	—	—	—	—	—	—	—	—
Packer	—	1	—	—	—	—	—	—	—	—	—	—
Pensioner (Army (Inland Revenue))	1	—	—	—	—	—	—	—	—	—	—	—
Photographer	—	—	—	—	—	—	—	—	—	—	—	—
Plasterer	1	—	—	—	—	—	—	—	—	—	—	—
Polisher	—	—	—	—	—	—	—	—	—	—	—	—
Printer	1	—	—	—	—	—	—	—	—	—	—	—
Sailor	1	—	—	—	—	—	—	—	—	—	—	—
Servant	—	1	—	—	—	—	—	—	—	—	—	—
Shoemaker	2	—	—	—	—	—	—	—	—	—	—	—
Shop-keeper	—	1	—	—	—	—	—	—	—	—	—	—
Silk-weaver	—	—	—	—	—	—	—	—	—	—	—	—
Soldier	1	—	—	—	—	—	—	—	—	—	—	—
Stonemason	1	—	—	—	—	—	—	—	—	—	—	—
Tailor	—	—	—	—	—	—	—	—	—	—	—	—
Woodman	—	—	—	—	—	—	—	—	—	—	—	—
Not known	—	—	—	—	—	—	—	—	—	—	—	—
Total	46	14	60	6	4	10	9	9	18	25	3	28

TABLE 18.

CLASSIFICATION of the CRIMES and SENTENCES of Patients recovered and removed to Prisons during the Year 1890.

Crimes.	Total Number recovered and removed to Prisons during the Year 1890.			Classified with reference to the Period at which Insanity was recognised.																								
	M.	F.	T.	Certified to be Insane whilst awaiting Trial or Judgment.			Found Insane by Jury on Arraignment.			Acquitted on the ground of Insanity, or found Guilty but Insane (in terms of "Trial of Lunatics Act, 1883.")			Rerieved on the ground of Insanity.			Certified to be Insane whilst undergoing Sentences of Penal Servitude.			Certified to be Insane whilst undergoing shorter Terms of Imprisonment.									
				M.	F.	T.	M.	F.	T.	M.	F.	T.	M.	F.	T.	M.	F.	T.	M.	F.	T.							
Rape	1	--	1	--	--	--	--	--	--	--	--	--	--	--	--	1	--	--	--	--	--	--	--	--	--	1	--	--
Larceny	1	--	1	--	--	--	--	--	--	--	--	--	--	--	--	--	--	--	--	--	--	--	--	--	--	1	--	--
Total	2	--	2	--	--	--	--	--	--	--	--	--	--	--	--	1	--	--	--	--	--	--	--	--	1	--	--	1

TABLE 19.
 CLASSIFICATION of the CRIMES and SENTENCES of Patients transferred to other Asylums, Workhouses, or Private Care during the Year 1890.

Crimes.	Total Number transferred to other Asylums, Workhouses, or Private Care during the Year 1890.			Classified with reference to the Period at which Insanity was recognised.																		
	M.	F.	T.	Certified to be Insane whilst awaiting Trial or Judgment.			Found Insane by Jury on Arraignment.			Acquitted on the ground of Insanity, or found Guilty but Insane (in terms of "Trial of Lunatics Act, 1883").			Reprieved on the ground of Insanity.			Certified to be Insane whilst undergoing Sentences of Penal Servitude.			Certified to be Insane whilst undergoing shorter Terms of Imprisonment.			
	M.	F.	T.	M.	F.	T.	M.	F.	T.	M.	F.	T.	M.	F.	T.	M.	F.	T.	M.	F.	T.	
Murder -	-	4	4	-	4	4	-	-	-	-	-	-	-	-	-	-	-	-	-	-	-	-
Manslaughter -	2	1	3	-	-	-	-	-	-	-	-	-	-	-	-	2	1	3	-	-	-	-
Larceny and petty thefts -	5	4	9	-	-	-	-	-	-	-	-	-	-	-	-	4	4	8	1	-	-	1
Arson and malicious burning -	2	-	2	-	-	-	-	-	-	-	-	-	-	-	-	2	-	2	-	-	-	-
Total -	9	9	18	-	4	4	-	-	-	-	-	-	-	-	-	8	5	13	1	-	-	1

TABLE 20.
CLASSIFICATION of the CRIMES and SENTENCES of Patients who died during the Year 1890.

Crimes.	Total Number of Deaths during the year 1890.			Classified with Reference to the Period at which Insanity was recognised.																				
	M.	F.	T.	Certified to be Insane whilst awaiting Trial or Judgment.			Found Insane by Jury on Arraignment.			Acquitted on the ground of Insanity, or found Guilty but Insane (in terms of "Trial of Lunatics Act, 1883").			Reprived on the ground of Insanity.			Certified to be Insane whilst undergoing Sentences of Penal Servitude.			Certified to be Insane whilst undergoing shorter Terms of Imprisonment.					
				M.	F.	T.	M.	F.	T.	M.	F.	T.	M.	F.	T.	M.	F.	T.	M.	F.	T.			
Murder - - -	4	1	5	1	-	1	6	1	7	-	-	-	-	-	-	-	-	-	-	-	-	-	-	-
Attempt to murder, maim, &c. -	-	-	-	1	-	1	2	-	2	-	-	-	-	-	-	-	-	-	-	-	-	-	-	-
Assault with intent to ravish -	-	-	-	-	-	-	-	-	-	-	-	-	-	-	-	-	-	-	-	-	-	-	-	-
Burglary and housebreaking -	1	-	1	-	-	-	1	-	1	-	-	-	-	-	-	-	-	-	-	-	-	-	-	-
Robbery with violence - - -	-	-	-	-	-	-	-	-	-	-	-	-	-	-	-	-	-	-	-	-	-	-	-	-
Larceny and petty thefts - -	-	-	-	1	-	1	-	-	-	-	-	-	-	-	-	-	-	-	-	-	-	-	-	-
Arson and malicious burning -	-	-	-	1	-	1	-	-	-	-	-	-	-	-	-	-	-	-	-	-	-	-	-	-
Uttering counterfeit coin, coin- ing, &c.	1	-	1	-	-	-	-	-	-	-	-	-	-	-	-	-	-	-	-	-	-	-	-	-
Under the Vagrant Laws - -	1	-	1	-	-	-	-	-	-	-	-	-	-	-	-	-	-	-	-	-	-	-	-	-
Total - - -	6	1	7	4	-	4	9	1	10	-	-	-	-	-	-	-	-	-	-	-	-	-	-	-
	25	3	28																					

TABLE 21.
CLASSIFICATION of the CRIMES and SENTENCES of all Patients admitted (including re-admissions) from the opening of the Asylum to the 31st December 1890.

Crimes.	Total Number admitted from the opening of the Asylum to the 31st December 1890.			Classified with reference to the Period at which Insanity was recognised.																	
	M.	F.	T.	Certified to be Insane whilst awaiting Trial, or Judgment.			Found Insane by Jury on Arraignment.			Acquitted on the ground of Insanity, or found Guilty but Insane (in terms of "Trial of Lunatics Act, 1883").			Reprieved on the ground of Insanity.			Certified to be Insane whilst undergoing Sentences of Penal Servitude.			Certified to be Insane whilst undergoing shorter Terms of Imprisonment.		
	M.	F.	T.	M.	F.	T.	M.	F.	T.	M.	F.	T.	M.	F.	T.	M.	F.	T.	M.	F.	T.
Murder	334	216	550	49	61	117	180	127	307	30	1	31	14	9	23	—	—	—	—	—	—
Manslaughter	28	15	43	2	8	10	5	3	8	—	—	—	13	6	19	—	—	—	—	—	—
Attempt to murder, maim, &c.	316	42	358	18	54	71	177	28	205	—	—	—	67	6	73	—	—	—	—	—	—
Concealment of birth	—	3	3	—	—	—	—	—	—	—	—	—	—	—	—	—	—	—	—	—	—
Desecration of child and child stealing	—	1	1	—	3	3	1	—	1	—	—	—	21	—	—	—	—	—	—	—	—
Rape	25	—	25	—	—	—	—	—	—	—	—	—	—	—	—	—	—	—	—	—	—
Assault, common	19	3	22	1	3	3	8	—	8	—	—	—	3	1	4	—	—	—	—	—	—
Do. with intent to ravish	22	—	22	—	10	10	4	—	4	—	—	—	7	—	—	—	—	—	—	—	—
Do. indecent	1	—	1	—	—	—	—	—	—	—	—	—	—	—	—	—	—	—	—	—	—
Unnatural offences	21	—	21	1	4	4	7	—	7	—	—	—	8	—	—	—	—	—	—	—	—
Treasonable and seditious offences	7	—	7	1	3	3	2	—	2	—	—	—	103	5	108	—	—	—	—	—	—
Burglary and housebreaking	129	7	136	5	9	10	9	—	9	—	—	—	6	1	7	—	—	—	—	—	—
Robbery on the highway	6	1	7	—	—	—	—	—	—	—	—	—	10	1	11	—	—	—	—	—	—
Robbery with violence	11	2	13	—	—	—	—	—	—	—	—	—	6	—	6	—	—	—	—	—	—
Sheep stealing	9	—	9	—	—	—	—	—	—	—	—	—	6	—	6	—	—	—	—	—	—
Horse stealing	10	—	10	—	—	—	—	—	—	—	—	—	269	114	383	—	—	—	—	—	—
Larceny and petty thefts	296	133	432	3	13	16	7	4	11	—	—	—	4	2	6	—	—	—	—	—	—
Frauds and embezzlements	4	—	4	—	—	—	—	—	—	—	—	—	11	2	13	—	—	—	—	—	—
Receiving stolen goods	11	2	13	—	—	—	—	—	—	—	—	—	6	6	12	—	—	—	—	—	—
Obtaining goods by false pretences	8	—	8	—	—	—	—	—	—	—	—	—	45	5	50	—	—	—	—	—	—
Arson and malicious burning	103	9	115	4	25	27	32	2	34	—	—	—	—	—	—	—	—	—	—	—	—
Wilful damage and other malicious offences	4	—	4	—	—	—	—	—	—	—	—	—	—	—	—	—	—	—	—	—	—
Forgery	8	3	7	—	2	2	1	—	1	—	—	—	1	—	1	—	—	—	—	—	—
Uttering counterfeit coin, coining, &c.	14	—	17	—	—	—	—	—	—	—	—	—	14	3	17	—	—	—	—	—	—
Riot and breach of the peace	1	1	2	—	—	—	—	—	—	—	—	—	—	—	—	—	—	—	—	—	—
For want of sureties	1	3	4	—	—	—	—	—	—	—	—	—	—	—	—	—	—	—	—	—	—
Libel	3	—	3	1	1	1	1	—	1	—	—	—	—	—	—	—	—	—	—	—	—
Under the Vagrant Laws	3	—	3	—	—	—	—	—	—	—	—	—	—	—	—	—	—	—	—	—	—
Night poaching, being armed	1	—	1	—	—	—	—	—	—	—	—	—	—	—	—	—	—	—	—	—	—
Felony (not otherwise described)	47	9	56	1	1	2	6	2	8	—	—	—	38	4	42	—	—	—	—	—	—
Threatening by letter	8	1	9	—	3	3	3	—	3	—	—	—	2	1	3	—	—	—	—	—	—
Other misdemeanours	4	1	5	1	—	—	—	—	—	—	—	—	5	—	5	—	—	—	—	—	—
Deserters from the army and navy	—	—	—	—	—	—	—	—	—	—	—	—	—	—	—	—	—	—	—	—	—
Insubordination as soldiers	6	—	6	—	—	—	—	—	—	—	—	—	—	—	—	—	—	—	—	—	—
Attempting self-murder	80	—	90	—	—	—	—	—	—	—	—	—	30	—	30	—	—	—	—	—	—

TABLE 22.

PARTICULARS with respect to the WHOLE of the RE-ADMISSIONS from the OPENING of the ASYLUM to the 31st December 1890.

Register Numbers.	Patient's Initials.	Date of First Admission.	Offence for which first admitted.	Sentence or Order of the Court.	Circumstances under which discharged from the Asylum.	Date of Discharge, or Removal, or Escape.	Date of Re-admission.	Cause of Re-admission.
94 and 394	<i>Males.</i> J. Q.	27 April 1864	Attempt murder.	Found insane by jury on arraignment.	Discharged conditionally.	11 May 1868	7 Aug. 1868	Relapsed.
24 and 612	J. T.	5 Mar. 1864	Burglary	8 years P.S.	Escaped	Nov. 1868	7 Jan. 1869	Recaptured.
383 and 617	J. B.	8 July 1867	Larceny	7 years P.S.	Escaped	4 Nov. 1868	10 Feb. 1869	Recaptured.
53 and 631	B. C. B.	19 Mar. 1864	Attempt murder.	Acquitted on the ground of insanity.	Discharged conditionally.	28 June 1869	3 July 1869	Relapsed.
392 and 662	C. M. or F. L.	18 April 1867	Larceny	Found insane by jury on arraignment.	To prison; not insane	6 July 1867	14 Nov. 1870	Certified to be insane whilst undergoing a sentence of 7 years P.S. for a fresh offence (larceny); sent back to prison again January 6th, 1871, not insane.
275 and 713	F. M.	6 Mar. 1865	Arson	Acquitted on the ground of insanity.	Discharged conditionally.	19 Aug. 1871	19 Aug. 1871	Relapsed.
259 and 727	J. M. or T. H.	24 Feb. 1865	Burglary	8 years P.S.	To a county asylum upon expiration of sentence.	3 Aug. 1868	3 Jan. 1872	Certified to be insane whilst undergoing a sentence of 5 years P.S. for a fresh offence (larceny).
528 and 729	R. M.	19 May 1865	Embezzlement	14 years transportation.	To a county asylum upon expiration of sentence.	6 Mar. 1871	22 Jan. 1872	Certified to be insane whilst undergoing a sentence of 7 years P.S. for a fresh offence (larceny).

Table 22—continued.

Register Numbers.	Patient's Initials.	Date of First Admission.	Offence for which first admitted.	Sentence or Order of the Court.	Circumstances under which discharged from the Asylum.	Date of Discharge, or Removal, or Escape.	Date of Re-admission.	Cause of Re-admission.
397 and 733	Males. B. D.	11 July 1867	Larceny	5 years P.S.	To a county asylum upon expiration of sentence.	3 Nov. 1871	26 Feb. 1872	Certified to be insane whilst under committal for trial for the murder of a fellow-inmate of a county asylum.
24; 612 and 791	J. T. or C. W.	5 Mar. 1864	Burglary	8 years P.S.	To prison; recovered	11 May 1870	9 Sept. 1873	Certified to be insane whilst undergoing a sentence of 5 years P.S. for a fresh offence (larceny).
717 and 844	S. E.	11 Oct. 1871	Murder	Under committal for trial.	To prison; for trial	28 Sept. 1874	30 June 1875	Acquitted, on the ground of insanity of the charge of murder for which he was first admitted.
479 and 897	G. W. or G. J.	17 Feb. 1868	Larceny	4 years P.S.	To a county asylum upon expiration of sentence.	20 Feb. 1868	1 Jan. 1877	Certified to be insane whilst undergoing a sentence of 7 years P.S. for a fresh offence (larceny).
696 and 908	S. T.	8 April 1871	Arson	5 years P.S.	To a county asylum upon expiration of sentence.	31 Mar. 1873	30 April 1877	Tried for a fresh offence of arson, and acquitted on the ground of insanity.
99 and 982	F. P. K.	21 June 1864	Manslaughter	Found insane by jury on arraignment.	Discharged conditionally.	4 June 1872	28 Feb. 1878	Committed an assault upon his wife.
406 and 947	J. W.	20 Aug. 1867	Burglary	10 years P.S.	Escaped	7 Aug. 1873	29 Sept. 1878	Recaptured.
730 and 996	W. N.	29 Jan. 1872	Murder	Acquitted on the ground of insanity.	Discharged conditionally.	24 Sept. 1879	16 Feb. 1880	Relapsed.
714 and 1,013	M. C.	7 Sept. 1871	Murder	Acquitted on the ground of insanity.	Discharged conditionally.	13 Mar. 1878	14 July 1880	Relapsed.

Table 22—continued.

Register Numbers.	Patient's Initials.	Date of First Admission.	Offence for which first admitted.	Sentence or Order of the Court.	Circumstances under which discharged from the Asylum.	Date of Discharge, or Removal, or Escape.	Date of Re-admission.	Cause of Re-admission.
676 and 1,016	<i>Males.</i> D. G.	13 Feb. 1871	Larceny	12 years P.S.	To prison; recovered	17 July 1876	27 Aug. 1880	Relapsed (retransferred from prison).
672 and 1,034	W. M. or W. B.	11 Feb. 1871	Attempt murder.	5 years P.S.	To a county asylum upon expiration of sentence.	16 Dec. 1872	31 Dec. 1880	Certified to be insane whilst undergoing a sentence of 7 years P.S. for a fresh offence (larceny).
170 and 1,058	T. D. or T. K.	16 Sept. 1864	Striking a superior officer.	10 years P.S.	To prison; recovered	7 May 1870	21 June 1881	Certified to be insane whilst undergoing a sentence of 6 months imprisonment with hard labour for a fresh offence (assaulting a police constable).
682 and 1,136	W. R. or J. B.	4 Mar. 1871	Larceny	7 years P.S.	To prison; recovered	9 Aug. 1875	24 Feb. 1883	Certified to be insane whilst under committal for trial, on a fresh charge of larceny.
261 and 1,138	J. P. or J. C. E.	27 Feb. 1865	Larceny	4 years P.S.	To a county asylum upon expiration of sentence.	12 Dec. 1867	9 Mar. 1883	Certified to be insane whilst undergoing a sentence of 5 years P.S. for a fresh offence (larceny).
293 and 1,146	J. F.	3 April 1865	Attempt murder.	Acquitted on the ground of insanity.	Discharged conditionally.	22 Dec. 1873	14 April 1883	Relapsed.
711 and 1,212	G. L.	4 July 1871	Attempt murder.	Acquitted on the ground of insanity.	Discharged conditionally.	12 Mar. 1880	19 June 1884	Relapsed.
910 and 1,237	T. O.	6 June 1877	Arson	Found insane by jury on arraignment.	Discharged to the care of the guardians of a union workhouse.	20 Dec. 1881	26 Jan. 1885	Tried for a fresh offence of arson and again ordered to be detained during Her Majesty's pleasure.
1,009 and 1,240	T. J. M.	6 June 1880	Murder	Found insane by jury on arraignment.	Transferred to a private licensed house.	29 July 1880	12 Mar. 1885	Re-transferred to Broadmoor under a fresh warrant.

Table 22—continued.

Register Numbers	Patient's Initials.	Date of First Admission.	Offence for which first admitted.	Sentence or Order of the Court.	Circumstances under which discharged from the Asylum.	Date of Discharge, Removal, or Escape.	Date of Re-admission.	Cause of Re-admission.
895 and 1,242	<i>Males.</i> A. B.	29 Dec. 1876	Larceny	7 years P.S., and 7 years police supervision.	To a county asylum upon expiration of sentence.	5 Feb. 1877	28 April 1885	Found insane, by jury, on arraignment for a fresh offence (arson).
239 and 1,250	E. L.	10 Feb. 1865	Maliciously maiming seven bullocks.	Found insane by jury on arraignment.	Discharged conditionally.	7 May 1885	10 June 1885	Relapsed.
1,123 and 1,281	H. J. B.	27 Oct. 1882	Burglary	Acquitted on the ground of insanity.	Discharged conditionally.	22 May 1886	12 Aug. 1886	Relapsed.
1,219 and 1,260	J. McB.	1 Aug. 1884	Wounding with intent, &c.	10 years P.S.	To a county asylum upon expiration of sentence.	4 Sept. 1884	20 May 1887	Tried for an assault with intent to do grievous bodily harm to two attendants in Rainhill Asylum, and ordered to be detained during Her Majesty's pleasure.
154 and 1,307	J. L.	12 Aug. 1864	Maliciously cutting, &c.	Found insane by jury on arraignment.	Discharged conditionally.	1 Nov. 1886	25 Oct. 1887	Relapsed.
890 and 1,319	M. W.	7 Nov. 1876	Murder	Certified to be insane whilst awaiting trial.	Discharged conditionally.	19 July 1887	11 Jan. 1888	Relapsed.
1,042 and 1,329	J. R. or J. L.	16 Mar. 1881	Burglary	7 years P.S., and 3 years' police supervision.	To a county asylum upon expiration of sentence.	13 April 1881	19 Mar. 1888	Certified to be insane whilst undergoing a sentence of 5 years P.S. for a fresh offence (house-breaking and larceny).
669 and 1,343	W. H. or W. A.	8 Feb. 1871	Housebreaking	5 years P.S.	To a county asylum upon expiration of sentence.	14 July 1874	2 Oct. 1888	Certified to be insane whilst undergoing a sentence of 10 years P.S. for a fresh offence (larceny).

Table 22—continued.

Register Numbers.	Patient's Initials.	Date of First Admission.	Offence for which first admitted.	Sentence or Order of the Court.	Circumstances under which discharged from the Asylum.	Date of Discharge, or Removal, or Escape.	Date of Re-admission.	Cause of Re-admission.
1,094 and 1,394	<i>Males.</i> O. R.	29 April 1882	Larceny	8 years P.S.	To a county asylum upon expiration of sentence.	1 June 1882	5 Oct. 1888	Certified to be insane whilst undergoing a sentence of 10 years P.S. for a fresh offence (robbery with violence).
721 and 1,414	C. S.	24 Oct. 1871	Murder	Acquitted on the ground of insanity.	Discharged conditionally.	30 Aug. 1888	24 Nov. 1888	Relapsed.
811 and 1,425	G. W.	18 Mar. 1874	Murder	Found insane by jury on arraignment.	Discharged conditionally.	5 July 1881	30 Jan. 1889	Relapsed.
1,083 and 1,462	P. E.	13 Dec. 1881	Attempt murder.	Acquitted on the ground of insanity.	Discharged conditionally.	28 Aug. 1889	17 Jan. 1890	Relapsed.
98 and 124	<i>Females.</i> A. D.	15 July 1863	Attempt murder.	10 years P.S.	To Fisherton House Asylum.	17 Nov. 1863	15 Nov. 1867	Relapsed after removal from Fisherton Asylum to prison.
137 and 166	A. L.	12 Dec. 1867	Murder	Acquitted on the ground of insanity.	Discharged conditionally.	26 Sept. 1868	8 Aug. 1869	Relapsed.
112 and 263	S. E. D.	12 April 1866	Murder	Acquitted on the ground of insanity.	Discharged conditionally.	4 June 1872	22 June 1874	Relapsed.
162 and 221	A. McL. or A. C.	26 Jan. 1869	Larceny	7 years P.S.	To prison; recovered.	7 Jan. 1871	16 July 1873	Certified to be insane whilst undergoing a sentence of 7 years P.S. for a fresh offence (larceny).
290 and 269	C. D.	23 May 1873	Murder	Acquitted on the ground of insanity.	Discharged conditionally.	31 Oct. 1877	21 Nov. 1877	Relapsed.
222 and 282	C. C. or C. K.	16 July 1873	Larceny	7 years P.S.	To a county asylum upon expiration of sentence.	25 July 1877	24 Oct. 1878	Certified to be insane whilst undergoing a sentence of 8 years P.S. for a fresh offence (larceny).

Table 22—continued.

Register Number	Patient's Initials.	Date of First Admission.	Offence for which first admitted.	Sentence or Order of the Court.	Circumstances under which discharged from the Asylum.	Date of Discharge or Removal, or Escape.	Date of Re-admission.	Cause of Re-admission.
25 and 304	<i>Females.</i> M. B.	2 June 1863	Murder	Acquitted on the ground of insanity.	Discharged conditionally.	13 May 1868	21 Feb. 1880	Relapsed.
309 and 331	A. G.	14 June 1880	Arson	15 years P.S.	To prison; recovered	9 Feb. 1881	26 Jan. 1882	Relapsed (retransferred from prison).
160 and 351	A. D. or A. P.	26 Nov. 1868	Larceny	7 years P.S.	To a county asylum upon expiration of sentence.	28 April 1873	25 April 1883	Certified to be insane whilst undergoing a sentence of 7 years P.S. for a fresh offence (larceny).
303 and 398	S. B.	10 Feb. 1880	Murder	Found insane by jury, on arraignment.	Discharged conditionally.	5 July 1886	10 July 1886	Relapsed.
228; 301 and 417.	E. M.	14 Jan. 1874	Murder	Acquitted on the ground of insanity.	Discharged conditionally, 1st time. Discharged conditionally, 2nd time.	19 Sept. 1879 7 Nov. 1885	15 Dec. 1879 19 Oct. 1887	Relapsed. Again relapsed.
265; 340 and 425.	C. K.	28 Mar. 1877	Murder	Acquitted on the ground of insanity.	Discharged conditionally, 1st time. Discharged conditionally, 2nd time.	15 Nov. 1881 23 Feb. 1888	7 Aug. 1882 4 July 1888	Relapsed. Again relapsed.
246 and 440	E. H.	23 Mar. 1875	Murder	Found insane by jury on arraignment.	Discharged conditionally.	4 Feb. 1882	27 Nov. 1889	Relapsed.

N.B.—Where the word "Relapsed" is used in the 9th column, it is to be understood that no fresh offence was committed.

TABLE 23.

CLASSIFICATION of the CRIMES and SENTENCES of all PATIENTS discharged out of Custody, from the opening of the ASYLUM down to the 31st of December 1890.

Crimes.	Total Number discharged out of Custody down to the 31st December 1890.			Classified with reference to the Period at which Insanity was recognised.																		
	M.	F.	T.	Certified to be Insane whilst awaiting Trial or Judgment.			Found Insane by Jury on Arraignment.			Acquitted on the ground of Insanity, or found Guilty but Insane (in terms of "Trial of Lunatics Act, 1883").			Reprived on the ground of Insanity.			Certified to be Insane whilst undergoing Sentences of Penal Servitude.			Certified to be Insane whilst undergoing shorter Terms of Imprisonment.			
	M.	F.	T.	M.	F.	T.	M.	F.	T.	M.	F.	T.	M.	F.	T.	M.	F.	T.	M.	F.	T.	
Murder	2	5	7	2	10	12	19	40	59	2	—	—	1	—	—	—	—	—	—	—	—	—
Manslaughter	—	1	1	1	—	1	—	1	1	—	—	—	—	—	—	—	—	—	—	—	—	—
Attempt to murder, maim, &c.	1	2	3	3	2	5	22	11	33	—	—	—	—	—	—	—	—	—	—	—	—	—
Assault (common)	1	—	—	—	—	—	—	—	—	—	—	—	—	—	—	—	—	—	—	—	—	—
Treasonable and seditious offences	3	—	—	—	—	—	—	—	—	—	—	—	—	—	—	—	—	—	—	—	—	—
Burglary and housebreaking	—	—	—	—	—	—	—	—	—	—	—	—	—	—	—	—	—	—	—	—	—	—
Robbery with violence	—	—	—	—	—	—	—	—	—	—	—	—	—	—	—	—	—	—	—	—	—	—
Horse stealing	—	—	—	—	—	—	—	—	—	—	—	—	—	—	—	—	—	—	—	—	—	—
Larceny and petty thefts	—	—	—	—	—	—	—	—	—	—	—	—	—	—	—	—	—	—	—	—	—	—
Obtaining goods by false pretences	1	—	—	2	1	3	4	2	6	—	—	—	—	—	—	—	—	—	—	—	—	—
Arson and malicious burning	—	—	—	—	—	—	—	—	—	—	—	—	—	—	—	—	—	—	—	—	—	—
Willful damage and other malicious offences	—	—	—	—	—	—	—	—	—	—	—	—	—	—	—	—	—	—	—	—	—	—
Forgery	—	—	—	—	—	—	—	—	—	—	—	—	—	—	—	—	—	—	—	—	—	—
Uttering counterfeit coin, coining, &c.	—	—	—	—	—	—	—	—	—	—	—	—	—	—	—	—	—	—	—	—	—	—
Felony (not otherwise described)	—	—	—	—	—	—	—	—	—	—	—	—	—	—	—	—	—	—	—	—	—	—
Threatening by letter	—	—	—	—	—	—	—	—	—	—	—	—	—	—	—	—	—	—	—	—	—	—
Attempting self-murder	2	—	—	—	—	—	—	—	—	—	—	—	—	—	—	—	—	—	—	—	—	—
Total	86	80	166	12	13	25	58	56	114	2	—	2	9	4	13	1	1	—	—	—	—	2

TABLE 29.
SHOWING the NUMBER of PATIENTS in the Asylum during the Year 1890 who had committed HOMICIDE;
together with the Degree of Relationship of those whose Deaths were caused.

Degree of Relationship or otherwise of those whose Deaths were caused.	In Asylum 1st January 1890.			Admitted.			Discharged.			Removed.			Escaped.			Died.			In Asylum 31st December 1890.		
	M.	F.	Total.	M.	F.	Total.	M.	F.	Total.	M.	F.	Total.	M.	F.	Total.	M.	F.	Total.	M.	F.	Total.
	Father	3	-	3	-	-	-	1	-	1	-	-	-	-	-	-	-	-	-	2	-
Father and another person	1	-	1	-	-	-	-	-	-	-	-	-	-	-	-	-	-	-	1	-	1
Step-father	2	-	2	-	-	-	-	-	-	-	-	-	-	-	-	-	-	-	1	-	1
Mother	10	1	11	1	1	2	-	-	-	-	-	-	-	-	-	-	-	-	11	1	12
Both parents	1	-	1	-	-	-	-	-	-	-	-	-	-	-	-	-	-	-	1	-	1
Husband	-	1	1	-	-	-	-	-	-	-	-	-	-	-	-	-	-	-	1	-	1
Husband and child	-	1	1	-	-	-	-	-	-	-	-	-	-	-	-	-	-	-	1	-	1
Wife	27	-	27	2	-	2	-	-	-	-	-	-	-	-	-	-	-	-	25	-	25
Wife and sister-in-law	1	-	1	-	-	-	-	-	-	-	-	-	-	-	-	-	-	-	1	-	1
Wife and brother-in-law	-	-	-	-	-	-	-	-	-	-	-	-	-	-	-	-	-	-	1	-	1
Wife and grandson	-	-	-	-	-	-	-	-	-	-	-	-	-	-	-	-	-	-	1	-	1
Wife and child or children	3	-	3	-	-	-	-	-	-	-	-	-	-	-	-	-	-	-	3	-	3
Wife and child or children	30	104	134	5	10	15	-	3	3	4	4	4	4	4	4	4	4	4	33	105	138
Own child or children	1	-	1	-	-	-	-	-	-	-	-	-	-	-	-	-	-	-	1	-	1
Own child and step-daughter	1	-	1	-	-	-	-	-	-	-	-	-	-	-	-	-	-	-	1	-	1
Own child and police officer	1	-	1	-	-	-	-	-	-	-	-	-	-	-	-	-	-	-	1	-	1
Brother or brothers	4	-	4	-	-	-	-	-	-	-	-	-	-	-	-	-	-	-	4	-	4
Brother-in-law	1	-	1	-	-	-	-	-	-	-	-	-	-	-	-	-	-	-	1	-	1
Sister	2	1	3	-	-	-	-	-	-	-	-	-	-	-	-	-	-	-	2	1	3
Sister-in-law	1	-	1	-	-	-	-	-	-	-	-	-	-	-	-	-	-	-	1	-	1
Uncle	3	-	3	-	-	-	-	-	-	-	-	-	-	-	-	-	-	-	3	-	3
Aunt	-	-	-	-	-	-	-	-	-	-	-	-	-	-	-	-	-	-	-	-	-
Nephew	3	1	4	-	-	-	-	-	-	-	-	-	-	-	-	-	-	-	3	1	4
Niece	2	2	4	-	-	-	-	-	-	-	-	-	-	-	-	-	-	-	2	2	4
Grandson	2	1	3	-	-	-	-	-	-	-	-	-	-	-	-	-	-	-	2	1	3
Man or woman with whom cohabiting	5	-	5	-	-	-	-	-	-	-	-	-	-	-	-	-	-	-	5	-	5
Women to whom engaged	8	-	8	-	-	-	-	-	-	-	-	-	-	-	-	-	-	-	8	-	8
Fellow patients in asylums	17	2	19	1	-	1	-	-	-	-	-	-	-	-	-	-	-	-	18	2	20
Fellow inmates of workhouses	2	-	2	-	-	-	-	-	-	-	-	-	-	-	-	-	-	-	2	-	2
Fellow inmate of prison	1	-	1	-	-	-	-	-	-	-	-	-	-	-	-	-	-	-	1	-	1
Commissioner in Lunacy	1	-	1	-	-	-	-	-	-	-	-	-	-	-	-	-	-	-	1	-	1
Attendant	3	-	3	-	-	-	-	-	-	-	-	-	-	-	-	-	-	-	3	-	3
Police officer in charge	1	-	1	-	-	-	-	-	-	-	-	-	-	-	-	-	-	-	1	-	1
Surgeon attending	1	-	1	-	-	-	-	-	-	-	-	-	-	-	-	-	-	-	1	-	1
Other persons while under care as lunatics	2	1	3	-	-	-	-	-	-	-	-	-	-	-	-	-	-	-	2	1	3
Other persons	59	6	65	4	3	7	-	-	-	-	-	-	-	-	-	-	-	-	59	8	67
Total	198	119	317	17	14	31	2	4	6	7	7	7	7	7	7	11	2	13	200	122	322

TABLE 30.

SHOWING the NUMBER of Patients remaining in the Asylum on 31st December 1890, who had been tried by CIVIL COURTS.

Where tried.	Certified to be Insane to be Insane whilst awaiting Trial or Judgment.			Found Insane by Jury on Arraignment.			Acquitted on the ground of Insanity, or found Guilty but Insane, (in terms of "Trial of Lunatics Act, 1883").			Reprived on the ground of Insanity.			Convicted and certified to be Insane after Sentence.						Total Number in the Asylum, 31st Dec. 1890.				
	M.		T.	M.		T.	M.		F.	T.	M.		F.	T.	M.		F.	T.	M.		F.	T.	
	Number whose Sentences have expired.		Number whose Sentences have not expired.		Number whose Sentences have expired.		Number whose Sentences have not expired.		Number whose Sentences have expired.		Number whose Sentences have not expired.		Number whose Sentences have expired.		Number whose Sentences have not expired.		Number whose Sentences have expired.		Number whose Sentences have not expired.		Number whose Sentences have expired.		Number whose Sentences have not expired.
In England and Wales	39	15	54	97	32	129	224	85	309	21	1	22	2	1	3	78	16	94	461	150	611		
" Scotland	-	-	-	-	-	-	-	-	-	-	-	-	-	-	1	-	-	-	1	-	1		
" Ireland	-	-	-	-	-	-	-	-	-	-	-	-	-	-	-	-	-	-	-	-	-		
At Foreign Stations	-	-	-	2	-	2	4	-	4	-	-	-	-	-	-	-	-	-	6	-	6		
Total	39	15	54	99	32	131	228	85	313	21	1	22	3	1	4	78	16	94	468	150	618		

TABLE 31.

SHOWING the NUMBER of Patients remaining in the Asylum on 31st December 1890, who had been tried by MILITARY and NAVAL COURTS.

Where tried.	Certified to be Insane whilst awaiting Trial or Judgment.			Found Insane by Jury on Arraignment.			Acquitted on the ground of Insanity, or found Guilty but Insane (in terms of "Trial of Lunatics Act, 1883").			Reprised on the ground of Insanity.			Convicted and certified to be Insane after Sentence.						Total Number in the Asylum 31st Dec, 1890.						
	M.		T.	M.		T.	M.		F.	T.	M.		F.	T.	Number whose Sentences have expired.			Number whose Sentences have not expired.			M.	F.	T.		
	M.	F.	T.	M.	F.	T.	M.	F.	T.	M.	F.	T.	M.	F.	T.	M.	F.	T.	M.	F.	T.	M.	F.	T.	
In England and Wales	-	-	-	-	-	-	-	-	-	-	-	-	-	-	-	-	-	-	-	-	-	-	-	-	-
" Scotland	-	-	-	-	-	-	-	-	-	-	-	-	-	-	-	-	-	-	-	-	-	-	-	-	-
" Ireland	-	-	-	-	-	-	-	-	-	-	-	-	-	-	1	-	-	-	-	-	-	1	-	-	1
At Foreign Stations	-	-	-	-	-	-	-	-	-	-	-	-	-	-	-	-	-	-	-	-	-	-	4	-	5
Total	-	-	-	-	-	-	1	-	-	-	-	-	-	-	1	-	-	-	-	-	1	4	-	4	6

TABLE 32.

Showing the PARTICULARS of PATIENTS whose Sentences had expired on 31st December 1890.

Regt No.	Initials.	Occupation.	Convicted.		Crime.	Sentence.	When Sentence expired.
			Where.	When.			
555	<i>Males.</i> P. M.	Soldier	Birr, Ireland	October 1863	Insubordination	4 years tptn.	October 1867.
1058	T. K.	Seaman	Portsmouth	March 1881	Assault	6 months imp.	September 1881.
1143	H.W.	Soldier	North Walsham	March 1883	Incorrigible rogue	14 days imp.	March 1883.
203	J. D.	Labourer	Glasgow	April 1864	Theft	3 years P.S.	April 1867.
22	<i>Female.</i> C. C.	Not known	Salford	December 1856	Receiving stolen goods	4 "	December 1860.

555 P. M. detained, being not in sufficiently good health to be removed.
 1058 T. K. detained after expiration of sentence in consequence of having murderously assaulted a warder in Portsmouth Gaol.
 1143 H. W. detained on account of his history.
 203 J. D. detained, being not in sufficiently good health to be removed.
 22 C. C. detained after expiration of sentence in consequence of having murdered a fellow patient in the Fisherton House Asylum.

TABLE 33.

The following FIGURES, extracted from the ANNUAL VOLUMES of the JUDICIAL STATISTICS for ENGLAND and WALES, show the RATE of MORTALITY which has prevailed amongst CRIMINAL LUNATICS since the Year 1856, and also show the Extent to which the Rate of Mortality, and the Degree of safe Custody, have been affected by the opening of Broadmoor Asylum.

In this Table each Year, up to 1883 inclusive, ends on the 29th of September, and from 1884, the year ends on the 31st of October.

(1.) Returns relating to the Seven Years immediately preceding the opening of Broadmoor.

Year.	Total Number of Criminal Lunatics under Detention in England and Wales during each Year.	Number of Deaths in each Year.	Number who escaped and who were not recaptured before the end of each Year.
1856 - -	686	21	6
1857 - -	746	39	7
1858 - -	798	33	1
1859 - -	901	43	4
1860 - -	957	51	9
1861 - -	970	49	4
1862 - -	1,017	43	7
Totals -	6,078	279	38

(2.) Returns relating to the period subsequent to the opening of Broadmoor.

Year.	In all other ASYLUMS in ENGLAND and WALES excepting Broadmoor.			IN BROADMOOR.		
	Total Number of Criminal Lunatics under Detention during each Year.	No. of Deaths in each Year.	Number who escaped and who were not recaptured before the end of each Year.	Total Number of Criminal Lunatics under Detention during each Year.	No. of Deaths in each Year.	Number who escaped and who were not recaptured before the end of each Year.
1863 - -	1,050	53	6	98	—	—
1864 - -	1,017	38	6	292	4	1
1865 - -	860	53	5	445	12	—
1866 - -	723	49	2	455	18	—
1867 - -	767	49	2	477	10	—
1868 - -	309	11	3	644	7	—
1869 - -	250	21	6	497	14	2
1870 - -	310	21	4	488	13	—
1871 - -	338	22	6	524	12	—
1872 - -	313	20	3	562	10	—
1873 - -	278	12	5	559	11	2
1874 - -	299	21	3	554	13	—
1875 - -	319	31	3	544	19	—
1876 - -	358	18	6	546	16	—
1877 - -	348	23	6	541	15	—
1878 - -	341	15	3	526	10	—
1879 - -	323	15	4	528	23	—
1880 - -	316	16	1	532	16	—
1881 - -	318	14	3	554	12	—
1882 - -	309	12	3	564	14	—
1883 - -	340	12	—	574	28	—
1884 - -	388	20	2	595	19	—
1885 - -	336	17	2	602	13	—
1886 - -	301	14	4	589	17	—
1887 - -	231	9	—	570	14	—
1888 - -	252	13	—	658	20	1
1889 - -	251	12	1	667	19	—
Totals -	11,225	611	89	14,186	379	6

Table 33—continued.

The foregoing figures, reduced to per-centages, for the sake of more ready comparison, give the following results :—

Description of Asylums.	Rate per cent. of Deaths calculated upon the aggregate of the Yearly Totals of Numbers of Criminal Lunatics under Treatment, during the Periods specified.	Rate per cent. of Instances in which Criminal Lunatics escaped and were not recaptured before the end of each year, during the Periods specified.
In all the ASYLUMS in ENGLAND and WALES, taken together, in which criminal lunatics were confined during the seven years immediately preceding the opening of Broadmoor, from 1856 to 1862 inclusive	4·59	0·62
In all the ASYLUMS in ENGLAND and WALES, taken together, in which criminal lunatics were confined from 1863 to 1889 inclusive, with the EXCEPTION of Broadmoor	5·44	0·79
In BROADMOOR, from the date of its opening in 1863 to the 31st of October 1889	2·67	0·04

The following TABULAR STATEMENT shows every instance of ESCAPE that has taken place, from the opening of the Asylum, in 1863, up to the 31st of December 1890, together with the date of recapture where recapture has been effected.

Under Detention during Her Majesty's pleasure.		Under current Sentences of Penal Servitude or Imprisonment.		Date of escape.	Date of recapture.
M.	F.	M.	F.		
—	—	—	1	6th October 1863	6th October 1863.
—	—	—	1	8th June 1864	9th June 1864.
—	—	1	—	19th September 1864	8th November 1864.
—	—	—	1	29th October 1864	29th October 1864.
1	—	—	—	25th November 1864	25th November 1864.
—	—	1	—	8th April 1865	9th April 1865.
—	—	1	—	8th " "	9th " "
—	—	1	—	21st May 1865	21st May 1865.
1	—	—	—	26th July 1867	26th July 1867.
1	—	—	—	29th September 1868	2nd October 1868.
—	—	1	—	4th November 1868	9th February 1869.
—	—	1	—	8th " "	30th November 1868.
—	—	1	—	8th " "	6th January 1869.
—	—	1	—	25th December 1868	Not recaptured.
—	—	—	1	27th July 1869	Not recaptured.
1	—	—	—	11th January 1871	16th January 1871.
—	—	1	—	14th August 1871	20th August 1871.
1	—	—	—	10th December 1872	10th December 1872.
—	—	1	—	26th May 1873	26th May 1873.
—	—	1	—	12th July 1873	Not recaptured.
—	—	1	—	7th August 1873	29th September 1878.
—	—	1	—	12th November 1873	13th November 1873.
—	—	1	—	6th December 1874	6th December 1874.
1	—	—	—	12th October 1878	13th October 1878.
1	—	—	—	25th January 1887	22nd July 1887.
1	—	—	—	23rd January 1888	Not recaptured.
1	—	—	—	24th April 1888	25th April 1888.
1	—	—	—	13th November 1888	14th November 1888.

TABLE 34.

SHOWING the Kinds of INDUSTRIAL OCCUPATION in which PATIENTS were employed during the year ended 31st March 1891, with the ESTIMATED VALUE of their LABOUR.

Description of Employment.	Value of Labour.
	£ s. d.
Making and repairing uniform clothing - - - -	99 6 3
Making and repairing clothing for patients, and bed and house linen for patients and attendants - - - -	591 19 10
Making and repairing boots, shoes, &c. - - - -	227 2 4
Making and repairing mattresses, carpets, mats, &c. - - - -	144 18 1
Making and repairing furniture, tinware, &c. - - - -	209 4 6
Printing, book-binding, writing, &c. - - - -	211 17 0
In the garden, and on the terraces and farm - - - -	421 18 4
In the kitchens, bakehouse, and stores - - - -	404 6 3
In the laundry - - - - -	472 8 9
Cleaning the wards, &c. - - - - -	843 3 7
Carrying coals and cutting up firewood - - - -	45 11 0
Carpenters, Bricklayers, Painters, and Labourers, employed in repairs and alterations to buildings - - - -	324 5 6
Relaying airing courts - - - - -	104 17 3
Total - - - - -	£ 4,100 18 8

The above estimate refers only to the work done by patients, and does not include the work performed by the attendants and journeymen in the various wards and shops.

The number of patients employed in the work above described was 233 men and 125 women.

Of the total estimated value of their work, the patients employed were credited with the authorised allowance of one-eighth for their own use.

TABLE 35.

SHOWING the Number of Cases of the Principal DISEASES among the INMATES who came under Treatment during the Year 1890.

DISEASES.	Remain- ing under Treat- ment 31st Dec. 1889.		Admitted under Treat- ment during 1890.		Total Number treated.		Recovered, Relieved, or Removed from Treat- ment.		Died.		Remaining under Treat- ment 31st Dec. 1890.	
	M.	F.	M.	F.	M.	F.	F.	M.	M.	F.	M.	F.
GENERAL DISEASES :												
Influenza - - - -	-	-	74	20	74	20	71	20	3	-	-	-
Chronic abscess & dropsy	-	-	1	-	1	-	-	-	1	-	-	-
Rheumatism - - - -	-	-	1	3	1	3	1	3	-	-	-	-
Strumous abscess - -	1	-	-	-	1	-	-	-	-	-	1	-
Syphilis - - - - -	4	2	-	-	4	2	1	1	-	-	3	1
Lumbago - - - - -	-	-	1	2	1	2	1	2	-	-	-	-
Catarrh - - - - -	-	-	36	12	36	12	36	12	-	-	-	-
DISEASES OF THE NERVOUS SYSTEM :												
Spinal sclerosis - -	1	-	-	-	1	-	-	-	-	-	1	-
Paralysis - - - - -	14	1	2	1	16	2	9	1	-	-	7	1
Hemiplegia - - - -	2	2	1	1	3	3	-	-	-	-	3	3
General paralysis - -	1	3	7	-	8	3	-	1	4	1	4	1
Epilepsy - - - - -	42	9	2	-	44	9	9	2	-	1	35	6
Mania - - - - -	14	10	2	1	16	11	-	-	-	-	16	11
Melancholia - - - -	10	7	3	7	13	14	-	2	-	-	13	12
Neuralgia - - - - -	-	-	2	3	2	3	2	3	-	-	-	-
Cerebral hæmorrhage and effusion - - - -	-	-	2	-	2	-	-	-	2	-	-	-
Softening of the brain	-	-	2	-	2	-	-	-	2	-	-	-
Chronic meningitis -	-	-	1	-	1	-	-	-	1	-	-	-
DISEASES OF THE RESPIRATORY SYSTEM :												
Phthisis - - - - -	4	1	-	-	4	1	-	-	4	-	-	1
Acute bronchitis - -	-	-	3	1	3	1	3	1	-	-	-	-
Bronchial catarrh - -	-	-	7	2	7	2	7	2	-	-	-	-
Chronic bronchitis - -	-	1	2	3	2	4	2	3	-	-	-	1
Pneumonia - - - - -	-	-	1	-	1	-	1	-	-	-	-	-
Congestion of the lungs	-	-	2	-	2	-	2	-	-	-	-	-
Asthma - - - - -	-	-	3	-	3	-	3	-	-	-	-	-
DISEASES OF THE CIRCULATORY SYSTEM :												
Valvular disease of heart	-	-	3	-	3	-	-	-	3	-	-	-
Hypertrophy of heart with gouty deposit and atheroma of aorta	-	-	1	-	1	-	-	-	1	-	-	-
Aneurism of subclavian artery - - - - -	-	-	1	-	1	-	-	-	-	-	1	-
Angina pectoris - - -	-	-	1	-	1	-	-	-	-	-	1	-
Varicose veins - - -	2	1	-	-	2	1	2	1	-	-	-	-
DISEASES OF THE DIGESTIVE SYSTEM :												
Congestion of liver -	-	-	1	2	1	2	1	2	-	-	-	-
Diarrhœa (from swallow- ing stones) - - - -	-	-	1	-	1	-	-	-	1	-	-	-
Hæmorrhoids - - - - -	-	-	3	2	3	2	2	2	-	-	1	-
Obstruction of bowels	-	1	-	-	-	1	-	1	-	-	-	-
Hæmatemesis - - - -	-	-	1	-	1	-	1	-	-	-	-	-

Table 35—continued.

DISEASES.	Remain- ing under Treat- ment 31st Dec. 1889.		Admitted under Treat- ment during 1890.		Total Number treated.		Recovered, Relieved, or Removed from Treat- ment.		Died.		Remaining under Treat- ment 31st Dec. 1890.	
	M.	F.	M.	F.	M.	F.	M.	F.	M.	F.	M.	F.
DISEASES OF THE DIGESTIVE SYSTEM—cont.												
Colic - - - -	-	-	2	-	2	-	2	-	-	-	-	-
Typhlitis - - -	-	-	1	-	1	-	-	-	1	-	-	-
Chronic gastric catarrh -	-	-	1	-	1	-	-	-	-	-	1	-
DISEASES OF THE URINARY AND GENERATIVE SYSTEMS:												
Chronic pyelitis - - -	1	-	-	-	1	-	-	-	-	-	1	-
Uræmia - - - -	-	-	1	-	1	-	-	-	1	-	-	-
Cancer of vagina - - -	-	-	-	1	-	1	-	1	-	-	-	-
Amenorrhœa - - - -	-	-	-	2	-	2	-	2	-	-	-	-
Prostatitis - - - -	-	-	1	-	1	-	-	-	-	-	1	-
Stricture of urethra - -	-	-	1	-	1	-	-	-	-	-	1	-
DISEASES OF THE SKIN:												
Acne - - - - -	-	-	4	1	4	1	4	1	-	-	-	-
Urticaria - - - -	-	1	1	2	2	2	2	2	-	-	-	-
Psoriasis - - - -	-	-	-	1	-	1	-	-	-	-	-	1
DISEASES OF THE DUCTLESS GLANDS:												
Goître - - - - -	-	1	-	-	-	1	-	-	-	-	-	1
Cystic goître - - -	1	-	-	-	1	-	-	-	-	-	1	-
DISEASES OF THE EYE AND EAR:												
Conjunctivitis - - -	-	-	1	1	1	1	1	1	-	-	-	-
Iritis - - - - -	-	-	-	1	-	1	-	1	-	-	-	-
SURGICAL DISEASES AND ACCIDENTS:												
Suicide by cutting throat	-	-	1	-	1	-	-	-	1	-	-	-
Sprain of ankle - - -	-	-	1	-	1	-	1	-	-	-	-	-
Muscular strain - - -	-	-	2	-	2	-	2	-	-	-	-	-
Contusion - - - -	-	-	1	-	1	-	1	-	-	-	-	-
Scald - - - - -	-	-	-	1	-	1	-	1	-	-	-	-
CONDITIONS NOT NECESSARILY ASSOCIATED WITH GENERAL OR LOCAL DISEASES:												
Old age and general decay	-	-	-	1	-	1	-	-	-	1	-	-

TABLE 36.

SHOWING the Number of Cases of the Principal DISEASES among the PERSONS in the ASYLUM SERVICE, and Members of their Families, who came under Treatment during the Year 1890.

DISEASES.	Remain- ing under Treat- ment 31st Dec. 1889.		Admitted under Treat- ment- during 1890.		Total Number treated.		Recovered Relieved, or Removed from Treat- ment.		Died.		Remaining under Treat- ment 31st Dec. 1890.	
	M.	F.	M.	F.	M.	F.	M.	F.	M.	F.	M.	F.
GENERAL DISEASES :												
Influenza - - -	-	-	81	54	81	54	81	54	-	-	-	-
Catarrh - - -	-	-	4	5	4	5	4	5	-	-	-	-
Rheumatism - - -	1	-	3	-	4	-	4	-	-	-	-	-
Rheumatic gout - - -	-	-	1	-	1	-	1	-	-	-	-	-
Gout - - -	-	-	1	-	1	-	1	-	-	-	-	-
Lumbago - - -	-	-	3	-	3	-	3	-	-	-	-	-
Chlorosis - - -	-	-	-	1	-	1	-	1	-	-	-	-
Pertussis - - -	1	-	6	1	7	1	6	1	1	-	-	-
Scarlatina - - -	-	-	-	1	-	1	-	1	-	-	-	-
Erysipelas - - -	-	-	1	-	1	-	1	-	-	-	-	-
Varicella - - -	-	-	1	-	1	-	1	-	-	-	-	-
Measles - - -	-	-	17	22	17	22	17	22	-	-	-	-
DISEASES OF THE NERVOUS SYSTEM :												
Melancholia - - -	-	-	1	1	1	1	1	1	-	-	-	-
Neuralgia - - -	-	-	1	2	1	2	1	2	-	-	-	-
Chronic mania - - -	-	-	-	1	-	1	-	1	-	-	-	-
Meningitis - - -	-	-	-	1	-	1	-	-	-	1	-	-
Acute del mania - - -	-	-	1	-	1	-	-	-	1	-	-	-
DISEASES OF THE CIRCULATORY SYSTEM :												
Heart disease - - -	-	2	-	-	-	2	-	-	-	1	-	1
Phlebitis - - -	1	-	-	-	1	-	1	-	-	-	-	-
DISEASES OF THE RESPIRATORY SYSTEM :												
Bronchial catarrh - - -	-	-	4	7	4	7	2	7	-	-	2	-
Bronchitis - - -	2	-	1	1	3	1	3	1	-	-	-	-
Pneumonia - - -	1	-	2	1	3	1	1	1	1	-	1	-
Phthisis - - -	-	-	-	1	-	1	-	-	-	1	-	-
Congestion of lungs - - -	-	-	2	-	2	-	-	-	-	-	2	-
DISEASES OF THE DIGESTIVE SYSTEM :												
Diarrhœa - - -	-	-	1	-	1	-	1	-	-	-	-	-
Tonsillitis - - -	1	1	4	-	5	1	5	1	-	-	-	-
Congestion of liver - - -	-	-	1	-	1	-	1	-	-	-	-	-
Colic - - -	-	-	1	-	1	-	1	-	-	-	-	-
Inguinal hernia - - -	1	-	-	-	1	-	1	-	-	-	-	-
Necrosis of jaw - - -	-	1	-	-	-	1	-	1	-	-	-	-
Tumour of rectum - - -	-	-	1	-	1	-	-	-	-	-	1	-
Tœnia solium - - -	-	-	1	-	1	-	1	-	-	-	-	-

Table 36—continued.

DISEASES.	Remain- ing under Treat- ment 31st Dec. 1889.		Admitted under Treat- ment during 1890.		Total Number treated.		Recovered, Relieved, or Removed from Treat- ment.		Died.		Remaining under Treat- ment 31st Dec. 1890.	
	M.	F.	M.	F.	M.	F.	M.	F.	M.	F.	M.	F.
DISEASES OF THE URINARY AND GENERATIVE SYSTEMS :												
Prolapsus uteri - - -	-	1	-	-	-	1	-	1	-	-	-	-
Uterine fibroid - - -	-	3	-	-	-	3	-	-	-	2	-	1
Dysmenorrhœa - - -	-	-	-	1	-	1	-	1	-	-	-	-
Prostatitis . - -	-	-	1	-	1	-	-	-	1	-	-	-
DISEASES OF THE DUCT- LESS GLANDS :												
Goitre - - -	-	1	-	-	-	1	-	-	-	-	-	1
DISEASES OF THE CUTA- NEOUS SYSTEM :												
Furunculi - - -	1	-	1	-	2	-	2	-	-	-	-	-
Whitlow - - -	-	-	1	-	1	-	1	-	-	-	-	-
DISEASES OF THE EYE AND EAR :												
Keratitis - - -	-	-	1	1	1	1	1	1	-	-	-	-
SURGICAL DISEASES AND ACCIDENTS :												
Cerebral congestion - -	-	-	1	-	1	-	1	-	-	-	-	-
Cerebral concussion -	1	-	-	-	1	-	1	-	-	-	-	-
Contusion - - -	-	-	2	-	2	-	2	-	-	-	-	-
Wound of eyebrow - -	-	-	1	-	1	-	1	-	-	-	-	-
Injury to elbow - - -	-	-	1	-	1	-	1	-	-	-	-	-
Sprain - - -	-	-	2	-	2	-	2	-	-	-	-	-

TABLE 37.

POST-MORTEM RECORDS.

No. in Register.	Sex, Age, Height, Date of Admission and of Death.	HISTORY.		
		General History.	Mental State during Residence.	Bodily State during Residence.
12	A. W. Male, 64. 5 ft. 6 in. Mar. 12, 1864. Jan. 4, 1890.	A native of Switzerland. Formerly a cabinet-maker. Tried at Middlesex Sessions 15th October 1860, for housebreaking. Acquitted on ground of insanity, and ordered to be detained during Her Majesty's pleasure. Admitted into Broadmoor from Bethlehem Hospital.	Demented. Subject to occasional outbreaks of violence.	Fair up to the time of illness which caused his death.
1140	F. G. Male, 56. 5 ft. 7 in. Mar. 14, 1883. Jan. 25, 1890.	Formerly a photographer. Found insane upon arraignment on a charge of larceny at the Central Criminal Court in October 1868, and ordered to be detained during Her Majesty's pleasure. Admitted from Fisherton House Asylum.	Weak mind and childish, with occasional outbursts of mania.	Feeble in health and from heart disease phthisis.
410	E. C. Female, 44. 5 ft. 1½ in. June 9, 1887. Feb. 10, 1890.	A general servant. Tried 4th January 1887 at the Surrey Sessions for larceny of a purse, after previous conviction, and sentenced to 7 years penal servitude. Found to be insane while undergoing sentence. Admitted from Winchester Prison.	Frequently maniacal, noisy, and destructive; with delusions as to the possession of large sums of money and much property.	Feeble on admission. Ultimately died of general paralysis.
1141	W. M. Male, 56. 5 ft. 9½ in. Mar. 14, 1883. Feb. 19, 1890.	Labourer. For trial at Surrey Sessions April 1874 as an incorrigible rogue. Certified to be insane whilst awaiting trial. Admitted from Fisherton House Asylum.	Generally weak-minded. Suffered latterly from recurrent attacks of mania.	Good. Died of relapsing influenza.

TABLE 37.
POST-MORTEM RECORDS.

per a and te of No. s afto wh f Post- rtem mina- was ade.	POST-MORTEM NOTES.			
	Head and Spine.	Thorax.	Abdomen.	Absolute Weights of Principal Organs in ounces avoirdupois.
P. F. dist. ours.	Scalp normal. Calvaria thin and dense. Dura mater thickened and adherent over vertex. Arachnoid and pia mater congested. Grey matter of convolutions of cerebrum slightly atrophied in parts.	Slight adhesion of right pleura at apex. Both lungs markedly emphysematous. Pericardium contained a small amount of straw-coloured fluid. Heart small and somewhat fatty. Valves competent.	Some erythema of lining membrane of the whole intestine. Two small stones found in transverse colon. Liver congested and slightly friable. Spleen very small, congested, and flabby. Pyramids of both kidneys markedly atrophied.	Right hemisphere 21½ Left " " 21 Cerebellum - 5½ Pons and medulla 1½ <hr/> Total encephalon 48½ Right lung - 24½ Left " - 18½ Heart - 10 Liver - 47½ Spleen - 1½ Right kidney - 5½ Left " with cyst 5½
P. F. dist. ours.	Dura mater very congested and inflamed. A large quantity of fluid in subdural space. Membranes of brain thickened and opaque. White matter of cerebrum atrophied. A small cyst in left pons varolii. Ventricles enlarged, containing about one ounce of fluid each. Blood-vessels of brain and cord very congested.	Pleurae very adherent, both laterally and at base. Lungs adherent to chest walls and diaphragm very congested and breaking down posteriorly and containing numerous small cavities of semipustular fluid. Pericardium contained a large amount of fluid. Heart enlarged; both sides filled with ante-mortem clot and firmly adherent to walls of left auricle and commencement of aorta. Mitral valve atheromatous.	Liver enlarged; very soft and friable kidneys, medullary portions fatty; cortical portions atrophied.	Right hemisphere 18½ Left " 18½ Cerebellum - 5½ Pons and medulla 7 <hr/> Total encephalon 42½ Right lung - 22 Left " - 27 Heart - 13½ Liver - 53 Spleen - 3½ Right kidney - 4½ Left " - 5½
P. F. dist. ours.	Calvaria thin and dense. Dura mater thickened; with a large amount of fluid in the subdural space; arachnoid and pia mater congested. White matter of cerebrum atrophied, due to the distension of dilated lateral ventricles which contained an excessive amount of fluid. Floor of lateral and fourth ventricles markedly granular.	Slight pleuritic adhesions at both apices. Right lung emphysematous at margins and congested at base. Left lung small, contracted, and in parts fibrous. Muscular substance of heart soft and flabby. Aorta atheromatous.	Liver enlarged, nutmeggy and friable. Cortex of both kidneys atrophied.	Right hemisphere 16½ Left " 17 Cerebellum - 4½ Pons and medulla ¾ <hr/> Total encephalon 39 Right lung - 21½ Left " - 10 Heart - 8 Liver - 50 Spleen - 2½ Right kidney - 4 Left " - 3½
P. F. ry. ours.	Dura mater adherent to brain substance along vertex.	Right pleura thickened throughout and covered with a thick layer of lymph. Lower lobe and lower half of upper lobe of right lung consolidated and in an advanced state of grey hepatisation. Lower lobe of left lung consolidated and in a state of red hepatisation. Aorta slightly atheromatous.	Liver of nutmeg appearance, somewhat soft and friable.	Right hemisphere 21½ Left " - 21½ Cerebellum - 6 Pons and medulla 1½ <hr/> Total encephalon 50½ Right lung - 55½ Left " - 33½ Heart - 13½ Liver - 55½ Spleen - 3½ Right kidney - 6½ Left " - 6½

Table 37—continued.

No. in Register.	Sex, Age, Height, Date of Admission and of Death.	HISTORY.		
		General History.	Mental State during Residence.	Bodily State during Residence.
413	P. J. Male, 47. 5 ft. 9½ in. Sept. 13, 1867. Feb. 21, 1890.	Farm labourer. Tried at Ruthin Assizes 27th July for murder of sweetheart. Found not guilty on ground of insanity, and ordered to be detained during Her Majesty's pleasure. Admitted from Ruthin Gaol.	Formerly suffered from chronic melancholia; improved somewhat in recent years, but always despondent.	Good. Died of relapsing influenza.
10	M. A. O. Female, 74. 5 ft. 2 in. May 30, 1863. Feb. 23, 1890.	Married. Wife of a clerk. Tried at the Central Criminal Court in July 1849 for murder of her infant, aged about one month, by drowning in a copper, and acquitted on the ground of insanity, and ordered to be detained during Her Majesty's pleasure. Admitted from Bethlehem Hospital.	Suffered from chronic mania with delusions of persecution. Thought she was going to be hanged or otherwise destroyed. Latterly became demented.	Latterly aged and enfeebled.
1326	G. P. Male, 80. 4 ft. 11 in. Mar. 7, 1888. Feb. 27, 1890.	Nailer. Tried at Worcester Assizes 15th Feb. 1888 for murder of his wife. Found guilty, but insane, and ordered to be detained during Her Majesty's pleasure. Admitted from Worcester Prison.	Suffered from melancholia and senile dementia.	Always indifferent. Suffered from heart disease. Had a paralytic seizure a few days previous to his death.
1372	J. S. Male, 45. 5 ft. 3¼ in. Oct. 3, 1888. Mar. 1, 1890.	Factory operative. Tried at Manchester Assizes on 17th April 1885 for possessing counterfeit coin. Sentenced to 10 years penal servitude. Certified to be insane whilst undergoing sentence. Admitted from Woking Prison.	Suffered from chronic melancholia.	Indifferent. Died of relapsing influenza.

Table 37—continued.

POST-MORTEM NOTES.				
	Head and Spine.	Thorax.	Abdomen.	Absolute Weights of Principal Organs in ounces avoirdupois.
F. y. urs.	Calvaria thick and dense. Dura mater thickened, congested, and adherent along vertex. Arachnoid and pia mater much congested.	Left pleura thickened throughout and covered with a thick layer of lymph. Left pleural cavity contained about 30 ounces of straw-coloured fluid. Lower lobes of right lung consolidated and in a state grey hepatisation. Lower part of upper lobe of right lung much congested. Left lung solid, except just at the apex, and in an advanced state of grey hepatisation. Heart very large. Muscular substance of left ventricle much hypertrophied. Slight stenosis of aortic valve. Aorta atheromatous at its commencement.	Liver large, pale, and fatty. Cortex of left kidney somewhat hypertrophied.	Right hemisphere 23½ Left " 18½ Cerebellum - 5 Pons and medulla ½ <hr/> Total encephalon 52½ <hr/> Right lung - 28½ Left " - 56 Heart " - 16 Liver - 75 Spleen - 6 Right kidney - 9 Left " - 7½
F. y. urs.	Calvaria very thin and dense. Dura mater adherent to other membranes along the margins of the longitudinal fissure. Arachnoid and pia mater congested. Grey matter of convolutions wasted at points, especially so at the base of the convolutions of the frontal lobes. White matter congested. Vessels of brain atheromatous at base.	A few old pleuritic adhesions on both sides. Both lungs slightly congested at bases.	Liver congested. In hilus of left kidney was found a triangular - shaped stone about the size of a peach stone.	Right hemisphere 17½ Left " 17½ Cerebellum - 4½ Pons and medulla ½ <hr/> Total encephalon 40½ <hr/> Right lung - 17 Left " - 6½ Heart " - 9½ Liver - 25½ Spleen - 4½ Right kidney - 2½ Left " - 2½
F. st. urs.	Dura mater thickened and opaque; adherent along longitudinal sinus; contained an excessive amount of fluid. Arachnoid and pia mater congested and adherent over left parietal lobe. White matter of cerebrum soft and pulpy throughout the substance of the left parietal lobe. Lateral ventricles slightly enlarged and distended with fluid.	Both lungs congested and oedematous at the base. Heart very large. Left ventricle much hypertrophied. Stenosis of mitral valve. Aorta atheromatous.	Pyramids of both kidneys atrophied. A small cyst on anterior surface of left kidney.	Right hemisphere 119½ Left " 20 Cerebellum - 5½ Pons and medulla 1½ <hr/> Total encephalon 46½ <hr/> Right lung - 19½ Left " - 15½ Heart - 13½ Liver - 33½ Spleen - 3 Right kidney - 3 Left " - 3
F. y. urs.	An oval depression about an inch and a half long, on upper part of frontal bone on right side, affecting the outer table only. Dura mater thickened and adherent along the longitudinal sinus. Grey matter of cerebrum a good deal atrophied in parts, especially at the bottom of the sulci.	Left pleural membrane showed old adhesions generally, and recent inflammation anteriorly. Left lung completely solid, having the appearance of grey granite. Right lung congested throughout and oedematous. Aorta atheromatous.	Liver large and rough on the surface, showing advanced cirrhosis. Spleen soft and pulpy. Cortex of both kidneys considerably atrophied.	Right hemisphere 22½ Left " 22 Cerebellum - 4½ Pons and medulla 1½ <hr/> Total encephalon 50½ <hr/> Right lung - 33½ Left " - 78½ Heart - 15 Liver - 70 Spleen - 8 Right kidney - 6 Left " 7

Table 37—continued.

No. in Register.	Sex, Age, Height, Date of Admission and of Death.	HISTORY.		
		General History.	Mental State during Residence.	Bodily State during Residence.
661	A. C. W. Male, 47. 5 ft. 8½ in. Oct. 17, 1870. Mar. 11, 1890.	Clerk. Found insane upon arraignment at the Central Criminal Court, 6th June 1870, on a charge of feloniously shooting at a person, and ordered to be detained during Her Majesty's pleasure. Admitted from Newgate Prison.	Formerly suffered from chronic mania, but rapidly became demented.	Was subject to attacks of bronchitic asthma. A few days before death had paralytic stroke causing hemiplegia.
373	S. A. R. Female, 30. 5 ft. 2 in. Nov. 3, 1884. April 24, 1890.	Married. Wife of a labourer. Certified to be insane whilst awaiting trial for the murder of her two children, aged 3 years and 13 months respectively, by drowning them in a pond. Admitted from Lincoln Prison.	Subject to epilepsy with recurrent attacks of acute mania. Generally low-spirited and melancholic.	Fair on admission, but became enfeebled. Suffered much from headache and severe epileptic seizures.
599	J. M. Male, 57. 5 ft. 9½ in. Sept. 16, 1868. May 3, 1890.	Labourer. Found insane upon arraignment at the Liverpool Assizes 11th August 1868, on a charge of murdering his son, and ordered to be detained during Her Majesty's pleasure. Admitted from Kirkdale Prison.	Formerly suffered from recurrent attacks of sub-acute mania. Latterly became demented.	Formerly good. Latterly suffered from chronic phthisis and heart disease from which he died.
1382	J. R. Male, 51. 5 ft. 6½ in. Oct. 4, 1888. May 14, 1890.	Formerly a tailor. Tried at Clerkenwell Sessions in July 1882 for house-breaking after previous conviction. Found guilty and sentenced to 10 years penal servitude, with six years police supervision. On admission from Woking Prison he was suffering from general paralysis of the insane.	Maniacal, with delusions of grandeur; demented.	Paralysed and bedridden.

Table 37—continued.

Era and no. of years after when post- mortem exam- ina- was le.	POST-MORTEM NOTES.			
	Head and Spine.	Thorax.	Abdomen.	Absolute Weights of Principal Organs in ounces avoirdupois.
F. y. urs.	Calvaria thin and dense. Dura mater thickened and opaque. Immediately under the dura mater, and over the left lower parietal, upper sphenoidal, and posterior occipital lobes was a recent blood clot. Grey matter of cerebrum irregular in thickness and dark in colour. White matter of cerebrum atrophied due to distension of lateral ventricles with fluid. Vessels of brain and cord much congested.	Old adhesions of both pleural membranes. Left lung very small and markedly emphysematous, especially along the anterior border. Right lung emphysematous along anterior border. Lower lobe of right lung congested. Aorta atheromatous.	Liver of nutmeg appearance, both on surface and on section. Right kidney small, and pyramids much atrophied towards the pelvis, which was greatly dilated, as was also the right ureter. Left kidney large with great increase of fibrous tissue which was irregularly distributed. Pyramids much atrophied. Wall of bladder much hypertrophied, lining membrane showed a considerable amount of catarrh.	Right hemisphere 19½ Left " - 20 Cerebellum " - 5 Pons and medulla 1½ <hr/> Total encephalon 45½ Right lung - 13½ Left " - 22½ Heart " - 11 Liver - 51 Spleen - 6¼ Right kidney - 4½ Left " - 6¼
F. y. urs.	Calvaria thin and dense. Dura mater thickened and congested, and strongly adherent to the other membranes along the borders of the longitudinal fissure. Arachnoid and dura mater congested and adherent to brain substance. Grey matter of convolutions indistinctly marked. Brain substance generally congested, puncta cruenta numerous and distinct. Vessels at base of brain slightly atheromatous.	Lining membrane of bronchial tubes reddened and inflamed. Both lungs congested low down posteriorly. Heart small, right ventricular walls very thin.	Liver and spleen congested. Other organs normal.	Right hemisphere 19½ Left " - 19½ Cerebellum " - 4½ Pons and medulla ¾ <hr/> Total encephalon 43½ Right lung - 19 Left " - 14 Heart " - 7½ Liver - 46 Spleen - 6¼ Right kidney - 4 Left " - 4½
F. st. urs.	Calvaria thick and dense. Dura mater much thickened and opaque. Arachnoid and pia mater much congested. White matter of cerebrum somewhat softened. Lateral ventricles contained a slight excess of fluid.	Old adhesions of right pleura and recent patches of inflammation covered with a thick layer of lymph. Right lung in an advanced state of purulent infiltration. Left lung congested and oedematous at the base.	Left ventricle of heart much hypertrophied. Tricuspid valve incompetent, the cusps being much thickened and shrunken. Aorta atheromatous. Pyramids of both kidneys atrophied. Right kidney had a small cyst on anterior surface.	Right hemisphere 23½ Left " - 24½ Cerebellum " - 6½ Pons and medulla 1½ <hr/> Total encephalon 55½ Right lung - 52 Left " - 24 Heart " - 14½ Liver - 64 Spleen - 4½ Right kidney - 5½ Left " - 5½
F. y. urs.	Dura mater congested. Membranes of brain thickened, opaque, and adherent. Grey matter atrophied. Ventricles enlarged; contained about 1½ oz. of fluid. Few small granules on floors. Blood vessels very congested.	Lungs emphysematous at apices.	Liver fatty	Right hemisphere 23½ Left " - 22½ Cerebellum " - 6½ Pons and medulla 1 <hr/> Total encephalon 52½ Right lung - 26 Left " - 14½ Heart " - 12½ Liver - 38½ Spleen - 2½ Right kidney - 4½ Left " - 4½

Table 37—continued.

No. in Register.	Sex, Age, Height, Date of Admission and of Death.	HISTORY.		
		General History.	Mental State during Residence.	Bodily State during Residence.
1289	J. M. Male, 71. 5 ft. 7½ in. Nov. 30, 1886. June 13, 1890.	Formerly a blacksmith. Tried at the Liverpool Assizes in November 1886 for the murder of his wife and sister-in-law by striking them on the head with a hammer. Found, by jury, to have committed the acts for which indicted, but to have been insane at the time, in terms of the "Trial of Lunatics Act, 1883," and ordered to be detained during Her Majesty's pleasure. Admitted from Kirkdale Prison.	Weak-minded and childish. Suffered from chronic mania, with delusions.	Enjoyed fairly good health considering his age until week before death.
1436	C. E. L. Male, 54. 5 ft. 7½ in. June 27, 1889. June 18, 1890.	Formerly a captain in the Merchant Service. Certified to be insane whilst awaiting trial, in June 1889, on a charge of burglary. Admitted from St. Albans Prison.	Dull and stupid, and latterly demented.	Enfeebled; latterly paralysed and helpless.
866	J. H. Male, 59. 5 ft. 0 in. Jan. 28, 1876. June 23, 1890.	Formerly a labourer. Tried at the Warwick Assizes, in December 1875, for the murder of a woman, and acquitted on the ground of insanity and ordered to be detained during Her Majesty's pleasure. Admitted from Warwick Prison.	Chronic mania, with fixed delusions of persecution; becoming weak-minded, childish, and demented.	Bedridden for last year, suffering from strumous abscess.
31	W. G. Male, 77. 5 ft. 10 in. Mar. 12, 1864. June 24, 1890.	Formerly an agriculturist. Was committed to Petworth Gaol in September 1861 for the murder of his wife, and was certified to be insane whilst awaiting trial. Transferred to Hayward's Heath Asylum; from there he was sent to Bethlehem Hospital, whence he was received here.	Formerly subject to attacks of sub-acute mania; these latterly became much milder in character and often followed by mental depression.	Fair until latterly, when became enfeebled from age.

Table 37—continued.

		POST-MORTEM NOTES.			
		Head and Spine.	Thorax.	Abdomen.	Absolute Weights of Principal Organs in ounces avoirdupois.
F. Y. rs.	Dura mater thickened and very adherent to calvaria. Cerebral substance softened generally. Grey matter indistinctly marked. Cerebrum anæmic.	Pleuræ, old adhesion on right side. Pneumonia at base of right lung	General peritoneal inflammation. A small patch of recent gastritis at lower curvature above pylorus. General acute and severe enteritis from commencement of duodenum to rectum. Cæcum tough and leathery. Vermiform appendix adherent to bowel. Extensive granular degeneration of kidneys.	Right hemisphere 18½ Left " 18½ Cerebellum - 5½ Pons and medulla 1 Total encephalon 43½ Right lung - 24½ Left " - 17½ Heart " - 8½ Liver - 39½ Spleen - 1½ Right kidney - 4½ Left " - 5½	
	Membrane of brain thickened, opaque, and adherent. Grey matter of convolutions atrophied. The whole brain very soft and flattened on the surface; the membranes bulging with fluid between the convolutions. Ventricles distended with fluid.	Both lungs congested and breaking down. Small cavities in right lung, with grey hepatization.	Kidneys atrophied -	Right hemisphere 20½ Left " 20 Cerebellum - 5½ Pons and medulla 1 Total encephalon 47½ Right lung - 39 Left " - 17½ Heart " - 10 Liver - 51 Spleen - 3½ Right kidney - 2½ Left " - 2½	
	Grey matter of convolutions atrophied. White matter soft. Ventricles enlarged, containing a large quantity of fluid.	Pleuræ adherent. Lungs very atrophied and emphysematous.	A large quantity of fluid (90 ozs.) in peritoneal cavity. Liver and kidneys very fatty; inflammatory action round pyramids in latter.	Right hemisphere 16½ Left " 14½ Cerebellum - 4½ Pons and medulla 1 Total encephalon 36½ Right lung - 8 Left " - 11 Heart " - 8½ Liver - 42½ Spleen - 7 Right kidney - 4½ Left " - 4½	
	Scalp thick. Calvaria thick and dense. Dura mater very much thickened, opaque, and strongly adherent both to calvaria and brain substance along the longitudinal sinus. Arachnoid and pia mater much congested. White matter of cerebrum somewhat atrophied. Lateral ventricles dilated, and contained an excess of fluid.	Both lungs small, especially the left lung, anæmic and emphysematous. A large deposit of fat on the pericardium. Left ventricle slightly hypertrophied. Valves competent. Aorta atheromatous.	Spleen soft and pulpy. Right kidney pale, pelvis dilated, and pyramids atrophied. Left kidney extremely small, showing atrophy of both pyramids and cortex.	Right hemisphere 18½ Left " 18½ Cerebellum - 4½ Pons and medulla 1½ Total encephalon 43 Right lung - 17½ Left " - 10½ Heart " - 14½ Liver - 42 Spleen - 5½ Right kidney - 5½ Left " - 1½	

Table 37—continued.

No. in Register.	Sex, Age, Height, Date of Admission and of Death.	HISTORY.		
		General History.	Mental State during Residence.	Bodily State during Residence.
1097	R. M. Male, 27. 5 ft. 7½ in. May 12, 1882. June 28, 1890.	Formerly a farm labourer. Found insane upon arraignment at the Exeter Assizes in May 1882, on a charge of arson of a barn, and ordered to be detained during Her Majesty's pleasure. Admitted from Exeter Prison.	Idiotic - - - -	Fair on admission; later showed symptoms of phthisis from which he died.
1487	G. D. H. Male, 31. 5 ft. 9¼ in. July 28, 1890. Aug. 9, 1890.	Formerly a farmer. Tried at the Lincolnshire Assizes for the murder of his wife and brother-in-law by shooting. He afterwards attempted suicide by cutting his throat. Found guilty, but insane at the time, and ordered to be detained during Her Majesty's pleasure.	Very melancholic - - -	Indifferent - -
1473	H. G. Male, 58. 5 ft. 5½ in. April 5, 1890. Aug. 29, 1890.	Formerly a commercial traveller. Certified to be insane whilst under remand, in March 1890, for the murder of his daughter, aged seven years, by cutting her throat with a razor. Admitted from Holloway Prison.	Suffering from general paralysis of the insane, with acute melancholia.	Feeble and paralysed
1355	W. H. Male, 37. 5 ft. 5 in. Oct. 2, 1888. Sept. 20, 1890.	A shoemaker. Tried at Liverpool Assizes November 11th, 1882, for carnally knowing and abusing a girl under 12 years of age, and sentenced to 15 years penal servitude. Certified to be insane whilst undergoing sentence. Admitted from Woking Prison.	Demented - - - -	Suffered from phthisis general paralysis.
1441	P. P. S. Male, 27. 6 ft. 2¼ in. Aug. 6, 1889. Sept. 25, 1890.	Formerly a copying clerk. Tried at Central Criminal Court in July 1889, for shooting, with intent, &c. Found guilty but insane, and ordered to be detained during Her Majesty's pleasure. Admitted from Holloway Prison.	Melancholia, with delusions -	Feeble. Died of phthisis.

Table 37—continued.

Temperature and date of death; No. of hours after death when the Post-mortem examination was made.	POST-MORTEM NOTES.			
	Head and Spine.	Thorax.	Abdomen.	Absolute Weights of Principal Organs in ounces avoirdupois.
60° F. Dist. 4 hours.	Grey matter of convolutions very thin at bottom of sulci.	Old pleuritic adhesions on both sides. Upper, middle, and part of lower lobes of both lungs in an advanced state of tuberculosis. Several large cavities in apices of both lungs. Pleuræ studded with tubercular nodules, with several small ulcers about the size of peas scattered over the whole surfaces, the intervening spaces being occupied with the tubercular nodules above mentioned.	Kidneys enlarged, pale, and fatty.	Right hemisphere 19½ Left " - 19½ Cerebellum - 4½ Pons and medulla ¼ <hr/> Total encephalon 45½ <hr/> Right lung - 25½ Left " - 27½ Heart " - 9½ Liver - 48½ Spleen - 4½ Right kidney - 5 Left " - 5¼
67° F. Dist. 4 hours.	Arachnoid and pia mater congested and thickened. White matter of cerebrum congested.	Right lung congested and acutely inflamed at base. A lacerated wound 3¼ inches long on throat just above thyroid cartilage, severing the œsophagus and notching fourth and fifth cervical vertebrae.	Liver and kidneys healthy.	Right hemisphere 19½ Left " - 20 Cerebellum - 5½ Pons and medulla ¼ <hr/> Total encephalon 46½ <hr/> Right lung - 25½ Left " - 13½ Heart " - 8½ Liver - 50½ Spleen - 5½ Right kidney - 4 Left " - 5
67° F. Dist. 4 hours.	Membranes very congested and thickened. Grey matter of convolutions of cerebrum very pale. White matter atrophied. Ventricles dilated, distended with fluid, floors granular.	Lungs congested. Pericardium contained about 2 ozs. of fluid.	Liver very congested.	Right hemisphere 20½ Left " - 20½ Cerebellum - 5½ Pons and medulla 1 <hr/> Total encephalon 47
67° F. Dist. 4 hours.	Dura mater much thickened and slightly opaque; adherent along the longitudinal sinus to calvaria and brain substance. Contained an excessive amount of fluid. Arachnoid and pia mater a good deal congested. White matter of cerebrum much atrophied, due to distension of lateral ventricles with fluid. Floor of fourth ventricle slightly granular.	Left pleura firmly adherent at apex. Right pleura firmly adherent firmly at base. Right lung contained miliary deposits of tubercle. Left lung contained tubercular deposits in upper lobe, in which there were cavities. Heart small, muscular substance much wasted. Aorta very atheromatous at its commencement.	Liver large and of nutmeg appearance; slightly fatty. Cortex of both kidneys considerably atrophied.	Right hemisphere 18½ Left " - 19½ Cerebellum - 5½ Pons and medulla ¼ <hr/> Total encephalon 43½ <hr/> Right lung - 23½ Left " - 20½ Heart " - 7½ Liver - 70½ Spleen - 8½ Right kidney - 3½ Left " - 4½
67° F. Dist. 4 hours.	Grey matter of convolutions of cerebrum indistinctly marked, being thin at apices of convolutions. White matter anæmic pale and pearly on section.	Acute pluriisy left side. Left lung completely destroyed with miliary tubercle. Upper lobe found a large ragged cavity filled with pus and broken down pulmonary tissue. Walls studded with tubercle. Upper lobes of right lung also invaded with tubercle. Pulmonary tissue not broken down.	Abdominal organs normal.	Right hemisphere 21½ Left " - 21½ Cerebellum - 5½ Pons and medulla ¼ <hr/> Total encephalon 48½ <hr/> Right lung - 31 Left " - 35½ Heart " - 11½ Liver - 51 Spleen - 9½ Right kidney - 5½ Left " - 5½

Table 37—continued.

No. in Register.	Sex, Age, Height, Date of Admission and of Death.	HISTORY.		
		General History.	Mental State during Residence.	Bodily State during Residence.
1057	C. M. Male, 66. 5 ft. 11½ in. June 15, 1888. Oct. 3, 1890.	Formerly a revenue officer. Certified to be insane whilst awaiting trial, in June 1881, for the murder of his wife by striking her on the head with a hatchet. Admitted from Norwich Prison.	Irritable, excitable, and incoherent. Suffered from mania with delusions of persecution, becoming demented.	Enjoyed good health until August 1890, when he had an attack of apoplexy with hemiplegia. Had a second attack on the day he died.
1352	G. M. Male, 49. Oct. 2, 1888. Oct. 8, 1890.	A plasterer. Tried at Warwick Assizes on 13th of December 1875 for unlawfully wounding, and sentenced to 20 years penal servitude. Certified to be insane whilst undergoing sentence. Admitted from Woking Prison.	Suffered from chronic mania, with delusions of exaltation.	Suffered from heart disease from time of admission.
121	L. H. Male, 85. 5 ft. 8½ in. July 20, 1864. Oct. 13, 1890.	Formerly a silk weaver. Tried at Chelmsford Assizes in March 1855 for the murder of his wife. Found not guilty on the ground of insanity, and ordered to be detained during Her Majesty's pleasure. Admitted from Bethlehem Hospital.	Weak-minded and childish since admission; becoming demented.	In good health until July when he had an attack of pleurisy and pneumonia. Has been bedridden since.
1208	T. K. Male, 65. 5 ft. 10 in. May 10, 1884. Oct. 23, 1890.	Hawker. Tried at Winchester Assizes 22nd April 1884 for feloniously wounding his wife. Found guilty, but insane, and ordered to be detained during Her Majesty's pleasure. Admitted from Dorchester Prison.	Weak-minded. At times suffered from mental depression.	Suffered from heart disease. Otherwise enjoyed good health.

Table 37—continued.

Age and Sex of Case after Death when Post-mortem Examination was made.	POST-MORTEM NOTES.			
	Head and Spine.	Thorax.	Abdomen.	Absolute Weights of Principal Organs in ounces avoirdupois.
♂ F. 40 yrs.	Dura mater contained a large quantity of bright blood in sub-dural space. Arachnoid and pia mater stained with bright hæmoglobin; very thickened and opaque, very adherent. Distended with a recent effusion of bright uncoagulated blood. White matter of cerebrum atrophied and soft. A hæmorrhage into the right corpus striatum, which was becoming re-organised. The white substance surrounding was stained and thickened. The ventricles were dilated by a recent effusion of bright uncoagulated blood. Vessels of brain distended and atheromatous. Ruptured aneurism at bifurcation of basilar artery.	Heart contracted. Left ventricle largely hypertrophied without dilatation; right side very atrophied.	All abdominal viscera enlarged and congested.	Right hemisphere 19 Left " - 19 Cerebellum - 4½ Pons and medulla 1 <hr/> Total encephalon 43½ <hr/> Right lung - 28½ Left " - 26½ Heart " - 19 Liver - - 51 Spleen - - 12 Right kidney - 6½ Left " - 7½
♂ F. 40 yrs.	Calvaria thick and dense. Dura mater thickened along the longitudinal sinus. An excessive amount of sub-dural fluid. Arachnoid and pia mater congested. White matter of cerebrum slightly atrophied. Lateral ventricles dilated and contained an excessive amount of fluid.	Right pleura showed signs of recent inflammation over middle lobe and was covered in that part with a thin layer of lymph. Left lung very emphysematous. Right lung much congested, especially the middle lobe, which was going on to solidification. Heart very large. Left ventricle much hypertrophied. Tricuspid and mitral valves much shrivelled. Aorta very atheromatous.	Liver of nutmeg appearance and slightly fatty. Cortex of both kidneys atrophied.	Right hemisphere 20½ Left " - 20½ Cerebellum - 5½ Pons and medulla 1 <hr/> Total encephalon 47½ <hr/> Right lung - 35 Left " - 17½ Heart " - 22½ Liver - - 48 Spleen - - 6½ Right kidney - 5½ Left " - 5½
♂ F. 40 yrs.	A large quantity of fluid in sub-dural space. The ventricles dilated with fluid.	Right pleura contained six pints of fluid. Right lung much atrophied and adherent throughout, very congested and friable; sank in water. Left lung congested. Hypertrophy of left side of heart. Aorta very atheromatous with gouty deposit.	Liver cirrhotic. Atrophy of cortical portions of kidneys	Right hemisphere 19½ Left " - 19½ Cerebellum - 4½ Pons and medulla 1 <hr/> Total encephalon 44½ <hr/> Right lung (approx) 12 Left " - 20½ Heart " - 13 Liver - - 37 Spleen - - 3 Right kidney - 3½ Left " - 3
♂ F. 40 yrs.	Dura mater strongly adherent to calvaria. Arachnoid and pia mater congested; stripped easily from brain substance. White matter of cerebrum very congested. Puncta cruenta numerous. Cerebral substance slightly softened.	Lungs slightly emphysematous along the anterior margins. Heart very large, left ventricle much hypertrophied. Aortic and pulmonary valves thickened and shrivelled. Aorta atheromatous at its commencement.	Liver fatty and of nutmeg appearance. Cortex of both kidneys considerably atrophied.	Right hemisphere 19 Left " - 19½ Cerebellum - 5½ Pons and medulla 1 <hr/> Total encephalon 44½ <hr/> Right lung - 21½ Left " - 25½ Heart " - 21½ Liver - - 54½ Spleen - - 4½ Right kidney - 4½ Left " - 4½

Table 37—continued.

No. in Residence.	Sex, Age, Height, Date of Admission and of Death.	HISTORY.		
		General History.	Mental State during Residence.	Bodily State during Residence.
1328	W. S. Male, 26, 5 ft. 8½ in. Mar. 19, 1888. Nov. 16, 1890.	Formerly a farm labourer. Was tried at Leeds Assizes for shooting with intent, and sentenced to 18 month's hard labour. Whilst in prison he killed a fellow prisoner by striking him on the head with a stool. Certified to be insane whilst awaiting trial for murder. Admitted from Leeds Prison.	Epileptic and maniacal. Violent and very dangerous at times.	Suffered severely from Albuminuria for months. Died from uræmic coma.
1381	P. B. Male, 52. 5 ft 4 in. Oct. 4, 1888. Dec. 1, 1890.	Polisher. Tried at Warwick Assizes February 13th, 1880. for robbery with violence, and sentenced to 13 years penal servitude. Certified to be insane whilst undergoing sentence. Admitted from Woking Prison.	Demented - - -	Paralysed - - -
1364	T. G. Male, 49. 5 ft. 3¼ in. Oct. 2nd, 1888. Dec. 3rd, 1890.	Formerly a labourer. Tried at the Worcester Sessions in December 1883 for larceny, after a previous conviction for felony, and sentenced to 10 years penal servitude with 7 years' police supervision. Certified to be insane whilst undergoing sentence. Admitted from Woking Prison.	Epileptic. Latterly demented	Weak, feeble, and paralysed

Table 37—continued.

Opera- and e of No. of after when Post- tem ina- was de-	POST-MORTEM NOTES.			
	Head and Spine.	Thorax.	Abdomen.	Absolute Weights of Principal Organs in ounces avoirdupois.
F. st. ars.	Arachnoid and pia mater very adherent. Blood ves- of brain and cord con- gested.	Lungs very congested and œdematous. Heart hypertrophied; strongly contracted.	Kidneys very atro- phied. Both markedly con- tracted and granu- lar. Capsules ad- herent.	Right hemisphere Left " - Cerebellum - Pons and medulla <hr/> Total encephalon 48 <hr/> Right lung - - 32½ Left " - - 19½ Heart " - - 13½ Liver - - - 63 Spleen - - - 7 Right kidney - 3½ Left " - - 3½
F. st. ars.	Dura mater thickened and adherent to brain sub- stance along longitudinal sinus. An excessive amount of sub-dural fluid. Arach- noid and pia mater much congested and strongly adherent to brain sub- stance. Grey matter of cerebrum very dark in colour. White matter of cerebrum much wasted. Lateral ventricles much enlarged and distended by fluid. Floor of lateral and fourth ventricle slightly granular.	Both lungs congested and œdematous at the base. Emphysematous along the anterior margins. Aortic and pulmonary valves slightly thickened and shrivelled. Left ven- tricle hypertrophied. Aorta atheromatous at its commencement.	Liver small and fatty.	Right nemisphere 16½ Left " - 16½ Cerebellum - 5½ Pons and medulla 4 <hr/> Total encephalon 36½ <hr/> Right lung - 22½ Left " - 23 Heart - - - 12½ Liver - - - 40½ Spleen - - - 2 Right kidney - 4½ Left " - - 5½
F. st. ars.	Membranes adherent, thickened, and opaque. Grey matter of convolu- tions of cerebrum softened, especially at bottom of sulci. White matter softened and pulpy, easily breaking down under very slight pressure. Cere- bellum softened.	Heart hypertrophied. Aortic valves incom- petent. Right auriculo- ventricular valve di- lated and incompetent. Aorta very atheroma- tous.	Liver, spleen, and kidneys very con- gested.	Right hemisphere 19½ Left " - 19½ Cerebellum - 4½ Pons and medulla 4 <hr/> Total encephalon 44½ <hr/> Right lung - - 35½ Left " - - 23 Heart - - - 15 Liver - - - 47½ Spleen - - - 4 Right kidney - 3½ Left " - - 4½

TABLE 38.

COPY of the APPROPRIATION ACCOUNT presented to PARLIAMENT.

ACCOUNT of the Sum expended compared with the Sum granted to defray the expense of the maintenance of criminal lunatics in the Broadmoor Criminal Lunatic Asylum, England, in the year ended 31st March 1891, showing the Surplus or Deficit upon each Sub-Head of the Vote.

Service.	Grant.	Expenditure.	Expenditure compared with Grant.	
			Less than granted.	More than granted.
	£ s. d.	£ s. d.	£ s. d.	£ s. d.
A. Salaries and wages - - -	10,724 0 0	10,395 13 9	328 6 3	-
B. Victualling for patients, attendants and servants, and allowances to attendants, and servants in lieu - -	10,876 0 0	10,012 15 8	863 4 4	-
C. Tobacco* - - - - -	-	-	-	-
D. Uniform for attendants and servants - - -	408 0 0	366 2 0	41 18 0	-
E. Clothing for patients - - - - -	1,260 0 0	1,083 0 8	176 19 4	-
F. Bedding - - - - -	350 0 0	349 17 0	0 3 0	-
G. Medicines, surgical instruments, &c. - - -	190 0 0	189 16 1	0 3 11	-
H. Furniture, kitchen utensils, crockery, &c. - - - - -	500 0 0	499 19 11	0 0 1	-
I. Fuel, light, and water - - - - -	2,400 0 0	2,899 19 7	-	499 19 7
J. Soap, scouring and cleaning articles - - -	350 0 0	262 6 1	87 13 11	-
K. Allowance in lieu of quarters - - - - -	266 0 0	231 0 2	34 19 10	-
L. Escort and conveyance of patients - - -	120 0 0	88 1 0	31 19 0	-
M. Allowances to patients, and gratuities on discharge - - - - -	473 0 0	512 9 2	-	39 9 2
N. New works and alterations - - - - -	1,966 0 0	1,963 13 2	2 6 10	-
O. Ordinary repairs of buildings, roads, fences, and drains - - - - -	1,750 0 0	1,802 2 9	-	52 2 9
P. Incidental expenses - - - - -	400 0 0	444 9 4	-	44 9 4
Total expenditure - - - - -	-	31,101 6 4		
Farm and garden :-				
Receipts - - - - -	£ s. d.			
Payments - - - - -	2,713 4 4			
Surplus - - - - -	33 1 8			
		Deduct	Add	
		33 1 8	33 1 8	
	32,033 0 0	31,068 4 8	1,600 16 2	636 0 10
Deduct deficit - - - - -	-	-	636 0 10	-
Surplus to be surrendered - - - - -	-	-	964 15 4	-

* The tobacco is provided gratuitously by the Commissioners of Customs.

Estimated amount of extra receipts payable to Exchequer - - -	£ s. d.
Amount of extra receipts realised in the year 1890-91, and paid over to Exchequer - - - - -	867 0 0
	1,021 13 2

Number of criminal lunatics estimated for - - - - -	630
Daily average number of criminal lunatics actually maintained - - -	625

NOTE.—For further details see the following table.

TABLE 39.
SUMMARY of EXPENDITURE in the Year ended 31st March 1891.

		Males.	Females.	Total.
Average number maintained	{ Attendants and Servants	96	34	130
	{ Patients	474	151	625
Head of Service.	Amount.	Yearly Average Cost per Patient resident.		
	£ s. d.	£ s. d.		
A. Salaries and wages	10,175 13 9	16 5 7		
B. { Victualling for attendants and servants	2,834 12 5	4 10 8		
{ Victualling for patients	7,178 3 3	11 9 8		
C. Tobacco	—	—		
D. Uniform for attendants and servants	366 2 0	0 11 9		
E. Clothing for patients	1,083 0 8	1 14 8		
F. Bedding	349 17 0	0 11 2		
G. Medicines, surgical instruments, &c.	189 16 1	0 6 1		
H. Furniture, kitchen utensils, crockery, &c.	499 19 11	0 16 0		
I. Fuel, light, and water	2,899 19 7	4 12 9		
J. Soap, scouring and cleaning articles	262 6 1	0 8 5		
K. Allowance in lieu of quarters	231 0 2	0 7 5		
L. Escort and conveyance of patients	88 1 0	0 2 10		
M. Allowances to patients and gratuities on discharge	512 9 2	0 16 5		
N. Ordinary repairs of roads, drains, and fences	99 16 1	0 3 2		
O. Incidental expenses	444 9 4	0 14 3		
	27,215 6 6	43 10 10		
Less Receipts; viz.,	£ s. d.			
Sale of old stores	51 12 2			
Sale of gas and gas tar	44 10 9			
Rent of cottages	81 0 3			
Farm and garden	33 1 8			
	210 4 10	0 6 9		
£	27,005 1 8	43 4 1		

NOTE.—The following items would have to be added to this total in order to make it correspond with the total given in Table No. 38, viz.—Salary of foreman of works, 220*l.*; new works and alterations, 1,963*l.* 13*s.* 2*d.*; and repairs of buildings, 1,702*l.* 6*s.* 8*d.*

Table 39—continued.

DETAILS of the foregoing.

		£ s. d.		
A. Salaries and wages - - - - -		10,175 13 9		
(For details, see page 77.)				
B. Victualling for patients, and attendants and servants:				
	<i>Attendants and Servants.</i>	<i>Patients.</i>		
	£ s. d.	£ s. d.		
Meat - - - - -	842 0 1	2,475 8 4		
Extract of meat - - - - -	—	43 8 0		
Fish - - - - -	1 2 5	215 2 4		
Bacon - - - - -	286 19 5	259 13 10		
Butter - - - - -	133 7 7	661 1 1		
Cheese - - - - -	109 16 8	135 16 6		
Flour - - - - -	134 16 6	975 19 9		
Potatoes and vegetables - - - - -	58 17 0	438 9 7		
Fruit - - - - -	7 17 4	54 12 5		
Tea, coffee, and cocoa - - - - -	112 12 7	323 9 2		
Groceries - - - - -	55 15 9	303 4 10		
Salt, mustard, vinegar, pepper, &c. - - - - -	15 3 4	71 19 8		
Milk - - - - -	82 1 0	493 4 1		
Eggs - - - - -	46 4 2	218 14 2		
Beer - - - - -	200 1 7	397 4 5		
Wines, spirits, and bottled beer - - - - -	4 0 0	36 13 3		
Money allowances to attendants in lieu of rations - - - - -	715 11 4	—		
Sundries - - - - -	23 10 1	46 1 2		
Lime juice - - - - -	4 15 7	28 0 8		
	2,834 12 5	7,178 3 3	10,012 15 8	
C. Tobacco - - - - - —				
D. Uniform for attendants and servants:				
Material, males - - - - -		260 18 8		
Do. females - - - - -		33 15 7		
Caps, males - - - - -		9 17 4		
Linings and pocketings - - - - -		37 16 3		
Waterproof coats, goloshes, &c. - - - - -		7 4 0		
Sundries - - - - -		16 10 2		
			366 2 0	
E. Clothing for patients:				
Grey Army cloth, Melton, &c. - - - - -		77 6 9		
Cord, fustian, and drill - - - - -		102 14 7		
Flannel, baize, and serge - - - - -		157 12 5		
Shirting - - - - -		159 4 2		
Stockings - - - - -		116 6 6		
Print, check, and gown stuffs - - - - -		48 19 4		
Calico and Forfar - - - - -		55 17 2		
Haberdashery - - - - -		70 14 4		
Carried forward - - - - -		788 15 3	20,554 11 5	

Table 39—continued.

	£	s.	d.	£	s.	d.
Brought forward - - -	788	15	3	20,554	11	5
<i>E. Clothing for patients—continued.</i>						
Linings and pocketings - - -	23	4	1			
Handkerchiefs, shawls, &c. - - -	32	14	2			
Stays - - - - -	2	6	5			
Leather - - - - -	213	5	0			
Grindery - - - - -	14	14	7			
Sundries - - - - -	8	1	2			
				1,083	0	8
<i>F. Bedding :</i>						
Counterpanes and rugs - - -	42	7	11			
Sheeting (linen and waterproof) - - -	158	6	0			
Towelling, table and house linen - - -	85	7	7			
Blankets - - - - -	61	19	6			
Canvas - - - - -	—					
Sundries - - - - -	1	16	0			
				349	17	0
<i>G. Medicines, surgical instruments, &c. :</i>						
Drugs, instruments, bottles, and sundries -	—			189	16	1
<i>H. Furniture, kitchen utensils, crockery, &c. :</i>						
Furniture and upholstery - - -	49	10	8			
Material for making and repairs - - -	25	0	5			
Carpets, floorcloth, &c. - - -	80	10	1			
Brushes, mats, &c. - - -	118	5	7			
Ironmongery, &c. - - -	45	13	0			
Scales, weights, and repairs - - -	11	15	0			
Earthenware - - - - -	72	9	1			
Composition basins and chambers - - -	26	11	0			
Thermometers - - - - -	—					
Sundries - - - - -	14	6	0			
Mattress tick and canvas - - -	34	14	6			
Horse hair and coir - - -	3	18	7			
Sewing machine - - - - -	6	16	0			
Arnott's hydrostatic bed - - -	10	10	0			
				499	19	11
<i>I. Fuel, light, and water :</i>						
House coal - - - - -	664	2	3			
Coke - - - - -	101	10	6			
Welsh coal and smith's - - -	1,366	5	5			
Oil, candles, &c. - - - - -	26	19	3			
Firewood ties - - - - -	2	10	4			
Coal bags and repairs - - -	2	14	0			
Gas coals - - - - -	706	19	6			
Lime for purifying - - - - -	19	16	0			
Retorts, furnaces, &c. - - -	6	1	0			
Tools and repairs - - - - -	2	18	10			
Sundries - - - - -	0	2	6			
				2,899	19	7
Carried forward - - -				25,577	4	8

Table 39—continued.

				£	s.	d.
Brought forward - - - - -				25,577	4	8
J. Soap, scouring and cleaning articles :						
Hard soap	-	-	-	124	1	10
Soft soap	-	-	-	36	15	0
House flannel	-	-	-	38	12	6
Starch, blue, soda	-	-	-	26	8	0
Oils, tallow, cotton waste, &c.	-	-	-	31	2	0
Sundries	-	-	-	5	6	9
Laundry aprons	-	-	-	-	-	-
				262	6	1
K. Allowances to attendants and servants in lieu of quarters - - - - -						
				231	0	2
L. Escort and conveyance of patients - - - - -						
				88	1	0
M. Allowances to patients and gratuities on discharge - - - - -						
				512	9	2
N. Ordinary repairs of roads, drains, and fences :						
				£	s.	d.
Material for fences, &c.	-	-	-	32	14	4
Wages, &c.	-	-	-	67	1	9
				99	16	1
O. Incidental expenses :						
Grant to school	-	-	-	30	0	0
Funeral expenses	-	-	-	121	5	2
Books, newspapers, &c.	-	-	-	69	7	5
Amusements	-	-	-	16	2	9
Music and musical instruments	-	-	-	13	8	11
Advertising	-	-	-	11	16	3
Stamps	-	-	-	51	12	2
Travelling expenses	-	-	-	65	11	7
Carriage of goods	-	-	-	25	18	8
Tithe rentcharge	-	-	-	1	1	8
Sundries	-	-	-	7	0	9
Marking ink, &c.	-	-	-	5	0	0
Tobacco pipes	-	-	-	3	12	0
Repairs, &c. to clocks	-	-	-	20	9	0
Communion cloth and wine	-	-	-	2	3	0
				444	9	4
				27,215	6	6

Table 39—continued.

DETAILED STATEMENT of SALARIES and WAGES, showing the RATES of PAY and ALLOWANCES, as well as the ACTUAL PAYMENTS for the Year ended 31st March 1891.

—	Description of Office.	Salary of Office.			Amounts actually paid during the Year.		
		Minimum.	Annual Increase.	Maximum.			
		£	£.	£	£	s.	d.
1	Superintendent, with unfurnished quarters and garden, and labour for garden -	—	—	900	900	0	0
1	Deputy superintendent, with unfurnished quarters and garden - - -	400	20 0	500	476	3	4
1	Chaplain, with unfurnished quarters and garden - - -	350	10 0	400	353	6	8
1	Visiting Roman Catholic chaplain, with actual travelling expenses - -	—	—	—	50	0	0
1	Assistant medical officer, with furnished quarters, coals, gas, and attendance -	200	5 0	225	205	19	4
1	Junior assistant medical officer, with furnished quarters, coals, gas, and attendance - - -	175	5 0	200	180	10	5
1	Steward, with unfurnished quarters and garden, and personal allowance, 50 <i>l.</i> -	200	10 0	300	350	0	0
2	Clerks, 1st class, with unfurnished quarters and garden - - -	140	5 0	190	332	11	11
3	Clerks, 2nd class, with unfurnished quarters and garden - - -	80	5 0	130	255	11	11
1	Bailiff, with unfurnished quarters and garden - - -	100	5 0	120	120	0	0
1	Chief attendant, with unfurnished quarters and garden, and uniform - -	130	5 0	160	160	0	0
*7	Principal attendants, Male - -	60	2 0	74	478	0	0
*39	Attendants do. - -	45	1 15	59	2,090	0	7
*37	Assistant attendants do. - -	40	1 0	45	1,571	5	6
*1	Cook do. - -	50	1 0	55	55	0	0
*2	Assistant cooks do. - -	40	1 0	45	90	0	0
*1	Baker do. - -	45	1 15	59	42	7	2
*1	Messenger do. - -	45	1 15	59	59	0	0
*1	Compounder do. - -	60	2 0	74	74	0	0
*1	Gatekeeper do. - -	60	2 0	74	74	0	0
*1	Assistant gatekeeper do. - -	45	1 15	59	59	0	0
	Carried forward - - -	-	-	-	7,977	6	10

Table 39—continued.

—	Description of Office.	Salary of Office.			Amounts actually paid during the Year.
		Minimum.	Annual Increase.	Maximum.	
	Brought forward	£	£ s.	£	£ s. d.
		-	-	-	7,977 6 10
¶1	Coal porter do. - -	40	1 0	45	45 0 0
†1	Chief attendant, Female - -	65	2 0	75	75 0 0
†2	Principal attendants, do. - -	40	2 0	50	100 0 0
†8	Attendants, 1st class, do. - -	30	1 0	35	270 16 3
†8	Do. 2nd „ do. - -	25	1 0	30	208 7 7
†10	Do. 3rd „ do. - -	18	1 0	21	196 11 4
†4	Laundrymaids do. - -	18	1 0	21	72 16 5
*1	Gatekeeper (Fem. Div.) Male - -	45	1 15	59	59 0 0
‡2	Stokers do. - -	—	—	78	156 0 0
‡1	Mattress maker do. - -	—	—	78	78 0 0
‡1	Shoemaker do. - -	—	—	78	78 0 0
‡1	Tailor (Male) - -	—	—	78	78 0 0
§2	Gardeners do. - -	40	1 0	45	90 0 0
	Allowance for conducting music - -	—	—	20	20 0 0
	Substitute for chaplain when on leave - -	—	—	18/18	18 18 0
	Miscellaneous labour, viz.:—				
	Gas men - -	—	—	—	149 1 4
	Journeyman tailors - -	—	—	—	107 3 2
	Journeyman carpenter - -	—	—	—	78 5 0
	Assistant engine driver - -	—	—	—	65 4 2
	„ stoker - -	—	—	—	54 15 0
	Labourer in stables - -	—	—	—	46 19 0
	„ „ „ - -	—	—	—	41 14 8
	„ „ store - -	—	—	—	36 10 4
	Kitchen boy - -	—	—	—	12 14 0
	Sundry labour - -	—	—	—	59 10 8
	Total - -	-	-	-	£ 10,175 13 9

* The male attendants and servants marked * have board, lodging, and uniform. Of those who are married, 40 were provided with cottages on the Asylum Estate tern free, and 27 others received an allowance of 3s. per week in lieu of quarters.

† The female attendants and servants marked † have board, lodging, uniform, and washing.

‡ Those marked thus ‡ have no allowance.

§ Those marked thus § have board, with house and garden.

¶ Those marked thus ¶ have board, lodging, and working clothes.

TABULATED STATEMENT OF EXPENDITURE for each Year from 1868-69 to 1890-91 inclusive, together with the ANNUAL COST per PATIENT, under each head of Service.

	Year ending March 31st, 1869.			Year ending March 31st, 1870.			Year ending March 31st, 1871.			Year ending March 31st, 1872.		
	Male.	Female.	Total.	Male.	Female.	Total.	Male.	Female.	Total.	Male.	Female.	Total.
	Expenditure.	Rate per head.	Expenditure.	Rate per head.	Expenditure.	Rate per head.	Expenditure.	Rate per head.	Expenditure.	Rate per head.		
Average daily number of attendants and servants rationed	89	27	116	87	27	114	88	26	114	93	26	119
Average daily number of patients rationed	366	85	451	375	85	460	374	80	454	407	84	491
HEAD OF SERVICE.												
Salaries and wages	8,413 4 7	18 13 1	18 13 1	9,036 15 8	19 12 11	19 12 11	8,758 17 9	19 5 10	19 5 10	9,427 6 5	19 4 0	19 4 0
Rations for attendants and servants	2,832 10 0	6 5 7	6 5 7	2,830 0 0	6 3 1	6 3 1	2,785 0 0	6 2 8	6 2 8	2,910 0 0	6 5 6	6 5 6
Uniform for attendants and servants	494 13 5	1 1 11	1 1 11	499 9 0	1 1 9	1 1 9	495 1 3	1 1 10	1 1 10	649 10 3	1 6 5	1 6 5
Allowance in lieu of quarters	—	—	—	22 8 4	0 1 0	0 1 0	31 11 5	0 1 5	0 1 5	45 1 10	0 1 10	0 1 10
Victualling for patients	8,187 15 6	18 3 1	18 3 1	8,418 16 1	18 6 0	18 6 0	8,087 16 8	17 16 3	17 16 3	9,148 19 10	18 12 8	18 12 8
Tobacco	2,143 14 2	4 15 1	4 15 1	2,118 19 7	4 12 1	4 12 1	2,188 2 4	4 16 5	4 16 5	2,172 18 3	4 8 6	4 8 6
Clothing for patients	348 11 8	0 15 5	0 15 5	499 0 10	1 1 8	1 1 8	396 7 10	0 17 6	0 17 6	549 19 7	1 2 5	1 2 5
Bedding for patients and attendants	151 7 4	0 6 9	0 6 9	147 14 0	0 6 5	0 6 5	149 0 3	0 6 7	0 6 7	148 5 6	0 6 0	0 6 0
Medicines, surgical instruments, &c.	7 0 0	0 0 4	0 0 4	9 0 0	0 0 5	0 0 5	4 0 0	0 0 2	0 0 2	7 10 0	0 0 4	0 0 4
Gratuities to patients	1,047 11 8	2 6 5	2 6 5	848 5 10	1 16 10	1 16 10	1,146 12 2	2 10 6	2 10 6	799 12 4	1 12 7	1 12 7
Furniture, kitchen utensils, &c.	2,389 17 2	5 6 0	5 6 0	2,399 0 3	5 4 4	5 4 4	2,396 19 8	5 5 7	5 5 7	2,399 19 9	4 17 9	4 17 9
Fuel, light, and water	374 9 10	0 16 7	0 16 7	431 18 5	0 18 9	0 18 9	366 7 3	0 16 2	0 16 2	349 17 8	0 14 3	0 14 3
Soap, scouring and cleaning articles	138 1 7	0 6 2	0 6 2	68 15 7	0 3 0	0 3 0	59 4 5	0 2 7	0 2 7	73 13 6	0 3 0	0 3 0
Escort and conveyance of patients	548 10 2	1 4 4	1 4 4	552 14 0	1 4 0	1 4 0	547 7 1	1 4 1	1 4 1	554 18 9	1 2 7	1 2 7
Incidental expenses	403 0 3	0 17 10	0 17 10	399 16 3	0 17 5	0 17 5	397 7 10	0 17 6	0 17 6	400 0 0	0 15 4	0 15 4
Ordinary repairs of roads, drains, and fences	27,480 7 4	60 18 7	60 18 7	28,282 13 10	61 9 8	61 9 8	27,809 15 11	61 5 1	61 5 1	29,687 13 8	60 7 2	60 7 2
Less receipts	503 17 7	1 2 4	1 2 4	258 7 11	0 11 3	0 11 3	193 3 11	0 8 6	0 8 6	229 3 5	0 9 4	0 9 4
Net	26,976 9 9	59 16 3	59 16 3	28,024 5 11	60 18 5	60 18 5	27,616 12 0	60 16 7	60 16 7	29,408 10 3	59 17 10	59 17 10
Rates and taxes	122 12 10	—	—	130 12 11	—	—	108 19 2	—	—	111 12 6	—	—
New road	353 5 0	—	—	—	—	—	—	—	—	—	—	—
BUILDINGS.												
Salaries	170 0 0	—	—	170 0 0	—	—	170 0 0	—	—	170 0 0	—	—
Additions and alterations	3,438 7 6	—	—	1,686 19 8	—	—	6,059 5 3	—	—	1,151 17 2	—	—
Ordinary repairs	2,220 18 7	—	—	2,332 0 0	—	—	2,137 18 3	—	—	2,482 2 10	—	—
	33,281 13 8	—	—	32,343 18 6	—	—	36,992 14 8	—	—	33,324 2 9	—	—

Table 40—continued.

	Year ending March 31st, 1873.			Year ending March 31st, 1874.			Year ending March 31st, 1875.			Year ending March 31st, 1876.		
	Male.	Female.	Total.	Male.	Female.	Total.	Male.	Female.	Total.	Male.	Female.	Total.
	Expenditure.	Rate per head.	Expenditure.	Rate per head.	Expenditure.	Rate per head.	Expenditure.	Rate per head.	Expenditure.	Rate per head.	Expenditure.	Rate per head.
Average daily number of attendants and servants rationed	92	27	119	92	28	120	94	31	125	93	31	124
Average daily number of patients rationed	409	97	506	408	103	511	403	108	511	394	109	503
HEAD OF SERVICE.												
Salaries and wages	9,495 10 5	18 15 4	9,555 3 1	18 14 5	9,761 10 5	19 2 1	9,819 6 9	19 10 5	9,819 6 9	19 10 5	9,819 6 9	19 10 5
Rations for attendants and servants	2,907 10 0	5 14 11	2,932 10 0	5 15 6	3,200 15 0	6 5 3	3,175 19 0	6 6 3	3,175 19 0	6 6 3	3,175 19 0	6 6 3
Uniform for attendants and servants	636 19 10	1 5 2	636 18 11	1 4 11	644 18 3	1 5 3	644 8 5	1 5 7	644 8 5	1 5 7	644 8 5	1 5 7
Allowance in lieu of quarters	46 17 8	0 1 10	46 17 7	0 1 10	46 17 6	0 1 10	46 17 5	0 3 1	46 17 5	0 3 1	46 17 5	0 3 1
Victualling for patients	8,721 9 10	17 4 9	8,814 9 10	17 5 0	8,442 13 2	16 10 5	8,638 13 4	15 3 9	8,638 13 4	15 3 9	8,638 13 4	15 3 9
Tobacco	2,227 19 9	4 8 1	2,257 19 5	4 8 4	2,283 9 8	4 9 4	2,094 17 9	4 3 4	2,094 17 9	4 3 4	2,094 17 9	4 3 4
Clothing for patients	599 7 10	1 3 8	599 18 5	1 3 6	598 16 11	1 3 5	519 4 11	1 0 8	519 4 11	1 0 8	519 4 11	1 0 8
Bedding for patients and attendants	149 6 10	0 5 11	149 10 4	0 5 10	149 15 8	0 5 10	147 7 8	0 5 10	147 7 8	0 5 10	147 7 8	0 5 10
Medicines, surgical instruments, &c.	6 16 0	0 0 3	5 15 0	0 0 3	5 15 0	0 0 3	5 10 0	0 0 3	5 10 0	0 0 3	5 10 0	0 0 3
Gratuities to patients	799 18 3	1 11 7	799 3 3	1 11 3	859 19 1	1 13 8	859 19 0	1 14 2	859 19 0	1 14 2	859 19 0	1 14 2
Furniture, kitchen utensils, &c.	2,503 16 7	4 19 0	3,474 17 10	6 16 0	3,493 9 4	6 16 9	2,895 18 10	5 15 2	2,895 18 10	5 15 2	2,895 18 10	5 15 2
Fuel, light, and water	398 7 1	0 15 9	399 19 10	0 13 8	397 15 7	0 13 7	397 0 0	0 15 9	397 0 0	0 15 9	397 0 0	0 15 9
Soap, scouring and cleaning articles	170 2 7	0 6 9	80 17 1	0 3 2	65 19 7	0 2 7	133 7 3	0 5 4	133 7 3	0 5 4	133 7 3	0 5 4
Escort and conveyance of patients	461 15 19	0 18 3	601 11 11	1 3 7	503 7 0	0 19 8	503 15 1	1 0 0	503 15 1	1 0 0	503 15 1	1 0 0
Incidental expenses	284 16 6	0 11 3	249 15 11	0 9 9	248 7 11	0 9 9	249 19 9	0 9 11	249 19 9	0 9 11	249 19 9	0 9 11
Ordinary repairs of roads, drains, and fences	29,410 15 0	58 2 6	30,636 8 5	59 19 0	30,697 15 1	60 1 5	29,353 9 5	58 7 1	29,353 9 5	58 7 1	29,353 9 5	58 7 1
Less receipts	165 8 2	0 6 6	238 10 5	0 8 11	209 5 3	0 8 2	246 16 3	0 9 10	246 16 3	0 9 10	246 16 3	0 9 10
Net	29,245 6 10	57 16 0	30,407 18 0	59 10 1	30,488 9 10	59 13 3	29,106 13 2	57 17 3	29,106 13 2	57 17 3	29,106 13 2	57 17 3
Rates and taxes	114 6 4	—	60 16 7	—	113 17 2	—	—	—	—	—	—	—
BUILDINGS.												
Salaries	170 0 0	—	170 0 0	—	170 0 0	—	170 0 0	—	170 0 0	—	170 0 0	—
Additions and alterations	387 7 7	—	8,286 10 2	—	3,062 18 0	—	3,749 15 9	—	3,749 15 9	—	3,749 15 9	—
Ordinary repairs	2,363 0 0	—	2,110 0 0	—	2,150 0 0	—	2,240 0 0	—	2,240 0 0	—	2,240 0 0	—
	32,280 0 9	—	41,035 4 9	—	35,985 5 0	—	35,266 8 11	—	35,266 8 11	—	35,266 8 11	—

NOTE.—From the 1st April 1872 the administration of the works connected with the maintenance and repairs of the buildings was placed under Her Majesty's Office of Works, and so continued until the 31st March 1879, when it was again transferred to the control of the Council of Supervision. During the years whilst the buildings were under the care of the Office of Works the expenditure under ordinary repairs was not kept separate from that for additions and alterations. In making up this table the plan adopted for

	Year ending March 31st, 1877.			Year ending March 31st, 1878.			Year ending March 31st, 1879.			Year ending March 31st, 1880.		
	Male.	Female.	Total.	Male.	Female.	Total.	Male.	Female.	Total.	Male.	Female.	Total.
	Expenditure.	Rate per head.	Expenditure.	Rate per head.	Expenditure.	Rate per head.	Expenditure.	Rate per head.	Expenditure.	Rate per head.	Expenditure.	Rate per head.
Average daily number of attendants and servants rationed	89	30	119	86	30	116	80	27	107	79	27	106
Average daily number of patients rationed	390	105	495	382	105	487	373	107	480	363	115	481
HEAD OF SERVICE.												
Salaries and wages	9,716 3 7	19 12 7	9,529 2 3	19 11 2	8,847 3 3	18 8 8	8,881 11 3	18 9 4	8,881 11 3	18 9 4	8,881 11 3	18 9 4
Rations for attendants and servants	3,046 17 0	6 3 1	3,078 15 0	6 6 5	2,681 8 0	5 11 9	2,645 10 0	5 10 0	2,645 10 0	5 10 0	2,645 10 0	5 10 0
Uniform for attendants and servants	549 14 6	1 2 3	515 8 0	1 1 2	433 8 8	0 18 1	442 12 7	0 18 5	442 12 7	0 18 5	442 12 7	0 18 5
Allowance in lieu of quarters	77 19 8	0 3 2	99 2 0	0 4 1	122 17 7	0 5 1	129 1 0	0 5 4	129 1 0	0 5 4	129 1 0	0 5 4
Victualling for patients	7,361 3 2	14 17 5	7,179 16 9	14 14 11	6,141 17 2	12 15 11	6,201 9 9	12 17 10	6,201 9 9	12 17 10	6,201 9 9	12 17 10
Tobacco	175 7 2	0 7 0	179 19 10	0 7 5	164 6 0	0 6 10	159 9 6	0 6 8	159 9 6	0 6 8	159 9 6	0 6 8
Clothing for patients	1,821 10 4	3 13 7	1,364 4 6	2 16 0	958 3 5	1 19 11	963 19 2	2 0 2	963 19 2	2 0 2	963 19 2	2 0 2
Bedding for patients and attendants	449 12 5	0 18 2	362 16 11	0 14 11	232 16 10	0 9 8	229 16 9	0 9 7	229 16 9	0 9 7	229 16 9	0 9 7
Medicines, surgical instruments, &c.	149 17 5	0 6 1	149 6 8	0 6 2	134 8 2	0 5 7	129 16 1	0 5 0	129 16 1	0 5 0	129 16 1	0 5 0
Gratuities to patients	1 0 0	—	—	—	—	—	—	—	—	—	—	—
Furniture, kitchen utensils, &c.	690 13 7	1 7 11	695 11 11	1 4 11	501 15 0	1 0 11	457 7 4	0 19 0	457 7 4	0 19 0	457 7 4	0 19 0
Fuel, light, and water	2,206 11 1	4 9 2	2,194 6 7	4 10 1	1,984 9 9	4 2 8	1,969 17 3	4 3 2	1,969 17 3	4 3 2	1,969 17 3	4 3 2
Soap, scouring and cleaning articles	358 15 11	0 14 6	318 11 6	0 13 1	295 1 5	0 12 4	290 15 7	0 12 1	290 15 7	0 12 1	290 15 7	0 12 1
Escort and conveyance of patients	112 12 6	0 4 7	138 12 2	0 5 8	71 16 9	0 3 0	105 9 3	0 4 5	105 9 3	0 4 5	105 9 3	0 4 5
Incidental expenses	422 6 10	0 17 1	347 16 3	0 14 4	369 4 9	0 15 0	377 11 4	0 15 8	377 11 4	0 15 8	377 11 4	0 15 8
Ordinary repairs of roads, drains, and fences	249 19 9	0 10 1	248 6 8	0 10 3	199 6 0	0 8 4	199 11 7	0 8 4	199 11 7	0 8 4	199 11 7	0 8 4
Less receipts	27,390 4 11	55 6 8	26,312 9 6	54 0 7	23,129 17 9	48 3 9	23,206 18 5	48 5 0	23,206 18 5	48 5 0	23,206 18 5	48 5 0
Net	186 19 4	0 7 7	171 8 5	0 7 0	148 10 11	0 6 3	232 16 4	0 9 8	232 16 4	0 9 8	232 16 4	0 9 8
BUILDING	27,203 5 7	54 19 1	26,141 1 1	53 13 7	22,981 6 10	47 17 6	22,974 2 1	47 15 4	22,974 2 1	47 15 4	22,974 2 1	47 15 4
Salaries	170 0 0	—	175 0 0	—	180 0 0	—	125 0 0	—	125 0 0	—	125 0 0	—
Additions and alterations	—	—	—	—	898 8 6	—	899 8 11	—	899 8 11	—	899 8 11	—
Ordinary repairs	3,390 12 3	—	2,015 6 6	—	2,000 0 0	—	*1,999 16 3	—	*1,999 16 3	—	*1,999 16 3	—
BETHLEM HOSPITAL.	—	—	—	—	—	—	65 0 0	—	65 0 0	—	65 0 0	—
For the maintenance of one criminal lunatic	—	—	—	—	—	—	—	—	—	—	—	—
	30,763 17 10	—	28,331 7 7	—	24,959 15 4	—	24,963 7 3	—	24,963 7 3	—	24,963 7 3	—

* NOTE.—In this year (commencing on the 1st of April 1879) the control of the works relating to the Building Department was re-transferred to the Council of Supervision. In the sum of 1,999*l.* 16*s.* 3*d.* put down as the expenditure for this year, there is included a sum of 233*l.* 7*s.* 10*d.* on account of bills incurred by the Office of Works in the previous year.

Table 40—continued.

	Year ending March 31st, 1881.			Year ending March 31st, 1882.			Year ending March 31st, 1883.			Year ending March 31st, 1884.		
	Male.	Female.	Total.	Male.	Female.	Total.	Male.	Female.	Total.	Male.	Female.	Total.
	76	26	102	76	27	103	77	28	105	79	30	109
Average daily number of attendants and servants rationed	367	120	487	375	124	499	381	129	510	390	140	530
Average daily number of patients rationed												
HEAD OF SERVICE.												
Salaries and wages	£ 8,617 0 2	£ s. d. 17 13 11	Rate per head. 47 11 8	£ 8,509 7 6	£ s. d. 17 1 1	Rate per head. 46 5 5	£ 8,640 17 0	£ s. d. 16 19 3	Rate per head. 46 4 1	£ 8,899 17 6	£ s. d. 16 15 10	Rate per head. 45 18 11
Rations for attendants and servants	2,539 0 0	5 3 11	0 7 0	2,551 0 0	5 2 3	0 7 1	2,624 15 0	5 2 11	0 5 9	2,694 4 1	5 1 8	0 5 5
Uniform for attendants and servants	413 18 6	0 17 0	0 6 2	414 14 2	0 16 8	0 6 0	414 19 11	0 16 3	0 6 5	435 19 11	0 16 6	0 5 8
Allowances in lieu of quarters	139 9 8	0 5 9	0 17 8	133 19 0	0 5 4	0 17 3	107 16 2	0 4 3	0 4 3	147 19 9	0 5 7	0 16 3
Victualling for patients	6,470 13 3	13 5 9	0 17 8	6,517 12 2	13 1 3	0 17 3	6,798 4 9	13 6 7	13 6 7	6,968 13 6	13 3 0	0 16 6
Tobacco	168 16 4	0 6 6	0 4 1	169 19 10	0 6 5	0 4 0	159 19 10	0 6 3	0 6 3	160 0 0	0 6 0	0 6 0
Clothing for patients	899 19 3	1 17 0	0 4 1	937 18 5	1 17 7	0 4 0	1,036 7 5	2 0 8	2 0 8	1,119 18 3	2 2 3	0 6 0
Bedding for patients and attendants	184 15 5	0 7 7	0 7 0	184 19 6	0 7 5	0 7 0	199 17 4	0 7 10	0 7 10	214 16 3	0 8 1	0 5 8
Medicines, surgical instruments, &c.	149 16 2	0 6 2	0 6 2	149 10 4	0 6 0	0 6 0	162 5 10	0 6 5	0 6 5	148 18 3	0 5 8	0 16 3
Furniture, kitchen utensils, crockery, &c.	429 19 4	0 17 8	0 17 8	430 0 0	0 17 3	0 17 3	429 15 1	0 16 10	0 16 10	429 18 4	0 16 3	0 16 3
Fuel, light, and water	1,939 8 8	3 19 8	3 19 8	1,879 13 6	3 15 4	3 15 4	1,766 13 10	3 9 3	3 9 3	1,839 6 4	3 11 8	3 11 8
Soap, scouring and cleaning articles	299 16 5	0 12 4	0 12 4	299 19 11	0 12 0	0 12 0	267 14 1	0 10 6	0 10 6	299 15 7	0 11 4	0 11 4
Escort and conveyance of patients	94 16 11	0 3 11	0 3 11	110 19 7	0 4 5	0 4 5	103 19 7	0 4 1	0 4 1	91 5 11	0 3 5	0 3 5
Allowances to patients and gratuities on discharge	354 10 3	0 14 7	0 14 7	375 19 9	0 15 1	0 15 1	363 15 8	0 14 3	0 14 3	400 0 0	0 15 1	0 15 1
Incidental expenses	385 2 9	0 15 10	0 15 10	332 8 9	0 13 4	0 13 4	378 12 6	0 14 10	0 14 10	340 6 6	0 12 10	0 12 10
Ordinary repairs of roads, drains, and fences	100 0 0	0 4 1	0 4 1	99 19 3	0 4 0	0 4 0	99 19 11	0 3 11	0 3 11	99 17 6	0 3 9	0 3 9
Less receipts	23,168 3 1	47 11 8	47 11 8	23,088 1 8	46 5 5	46 5 5	23,564 13 11	46 4 1	46 4 1	24,350 17 8	45 18 11	45 18 11
Net	170 4 3	0 7 0	0 7 0	175 18 11	0 7 1	0 7 1	146 3 2	0 5 9	0 5 9	143 7 6	0 5 5	0 5 5
	22,997 18 10	47 4 8	47 4 8	22,912 2 9	45 18 4	45 18 4	23,418 10 9	45 18 4	45 18 4	24,207 10 2	45 13 6	45 13 6
BUILDINGS.												
Salaries	130 0 0	—	—	135 0 0	—	—	140 0 0	—	—	145 0 0	—	—
Additions and alterations	479 9 8	—	—	786 19 8	—	—	759 19 4	—	—	1,235 16 10	—	—
Ordinary repairs	1,769 16 6	—	—	1,099 11 10	—	—	1,690 0 0	—	—	1,499 7 10	—	—
	65 0 0	—	—	65 0 0	—	—	65 0 0	—	—	65 0 0	—	—
BETHLEM HOSPITAL.												
For the maintenance of one criminal lunatic	25,442 5 0	—	—	25,598 14 3	—	—	25,983 10 1	—	—	27,162 14 10	—	—

Table 40—continued.

	Year ending March 31st, 1885.			Year ending March 31st, 1886.			Year ending March 31st, 1887.			Year ending March 31st, 1888.		
	Male.	Female.	Total.	Male.	Female.	Total.	Male.	Female.	Total.	Male.	Female.	Total.
	Expenditure.			Expenditure.			Expenditure.			Expenditure.		
Average daily number of attendants and servants rationed	85	32	117	86	33	119	86	31	117	86	32	118
Average daily number of patients rationed	408	143	551	407	139	546	392	130	531	399	145	544
HEAD OF SERVICE.												
Salaries and wages	£ 9,533 9 5	£ 17 6 1	£ 17 12 1	£ 9,611 12 7	£ 17 12 1	£ 17 12 1	£ 9,397 2 7	£ 17 10 7	£ 17 10 7	£ 9,478 0 3	£ 17 8 6	£ 17 8 6
Rations for attendants and servants	2,754 10 0	5 0 0	4 17 9	2,668 18 9	4 17 9	4 17 9	2,572 0 11	4 16 11	4 16 11	2,579 12 9	4 14 10	4 14 10
Uniform for attendants and servants	469 15 10	0 17 1	0 17 6	477 16 5	0 17 6	0 17 6	477 4 11	0 18 0	0 18 0	476 2 3	0 17 6	0 17 6
Allowances in lieu of quarters	177 0 4	0 6 5	0 6 8	182 7 9	0 6 8	0 6 8	177 5 7	0 6 8	0 6 8	180 17 1	0 6 8	0 6 8
Victualling for patients	6,625 12 10	12 0 6	12 4 10	6,683 1 3	12 4 10	12 4 10	6,387 3 9	12 0 7	12 0 7	6,076 5 7	11 3 5	11 3 5
Tobacco	193 19 6	0 7 0	0 6 11	188 14 6	0 6 11	0 6 11	186 9 8	0 7 0	0 7 0	193 16 8	0 7 2	0 7 2
Clothing for patients	1,099 11 3	1 19 11	2 1 11	1,144 17 3	2 1 11	2 1 11	1,106 10 11	2 1 9	2 1 9	1,109 0 4	2 0 9	2 0 9
Bedding for patients and attendants	389 19 9	0 14 2	0 10 3	279 19 9	0 10 3	0 10 3	279 19 9	0 10 7	0 10 7	279 14 6	0 10 3	0 10 3
Medicines, surgical instruments, &c.	147 16 3	0 5 4	0 5 11	159 19 7	0 5 11	0 5 11	159 9 1	0 6 0	0 6 0	159 4 6	0 5 10	0 5 10
Furniture, kitchen utensils, crockery, &c.	469 15 8	0 17 1	0 17 3	469 18 5	0 17 3	0 17 3	469 17 2	0 17 8	0 17 8	469 19 8	0 17 3	0 17 3
Fuel, light, and water	2,029 4 3	3 13 8	3 14 4	2,029 18 0	3 14 4	3 14 4	2,029 13 4	3 16 5	3 16 5	2,029 2 6	3 14 7	3 14 7
Soap, scouring and cleaning articles	299 18 6	0 10 11	0 11 9	319 19 7	0 11 9	0 11 9	278 19 5	0 10 6	0 10 6	281 7 7	0 10 4	0 10 4
Escort and conveyance of patients	82 17 5	0 3 0	0 2 9	75 6 4	0 2 9	0 2 9	44 1 6	0 1 8	0 1 8	48 13 2	0 1 9	0 1 9
Allowances to patients and gratuities discharge	422 19 6	0 15 4	0 14 8	401 8 10	0 14 8	0 14 8	422 18 8	0 15 11	0 15 11	409 11 6	0 15 1	0 15 1
Incidental expenses	357 4 4	0 12 11	0 16 2	441 19 10	0 16 2	0 16 2	431 18 4	0 16 3	0 16 3	372 13 6	0 13 8	0 13 8
Ordinary repairs of roads, drains and fences	100 0 2	0 3 7	0 3 8	99 18 9	0 3 8	0 3 8	99 7 2	0 3 9	0 3 9	99 1 2	0 3 8	0 3 8
Less receipts	25,153 15 0	45 13 0	46 4 5	25,235 17 7	46 4 5	46 4 5	24,433 2 9	46 0 3	46 0 3	24,243 3 0	44 11 3	44 11 3
Net	147 10 7	0 5 4	0 6 3	169 9 1	0 6 3	0 6 3	162 11 4	0 6 1	0 6 1	151 17 9	0 5 7	0 5 7
	25,006 4 5	45 7 8	45 18 2	25,066 8 6	45 18 2	45 18 2	24,270 11 5	45 14 2	45 14 2	24,091 5 3	44 5 8	44 5 8
BUILDINGS.												
Salaries	150 0 0	—	—	155 0 0	—	—	160 0 0	—	—	165 0 0	—	—
Additions and alterations	1,413 18 5	—	—	2,139 16 2	—	—	1,980 14 5	—	—	9,300 12 11	—	—
Ordinary repairs	1,499 13 10	—	—	1,499 15 10	—	—	1,499 18 11	—	—	1,497 18 7	—	—
	65 0 0	—	—	7 17 0	—	—	—	—	—	—	—	—
ETHLEM HOSPITAL.												
For the maintenance of one criminal lunatic	28,134 16 8	—	—	28,863 17 6	—	—	27,911 4 9	—	—	35,054 16 9	—	—

Table 40—continued.

	Year ending March 31st, 1889.			Year ending March 31st, 1890.			Year ending March 31st, 1891.		
	Male.	Female.	Total.	Male.	Female.	Total.	Male.	Female.	Total.
	Expenditure.	Rate per head.	Expenditure.	Rate per head.	Expenditure.	Rate per head.	Expenditure.	Rate per head.	Expenditure.
Average daily number of attendants and servants rationed	93	33	126	96	33	129	96	34	130
Average daily number of patients rationed	434	148	582	462	150	612	474	151	625
HEAD OF SERVICE.									
Salaries and wages	10,009 16 8	17 4 0	17 4 0	10,325 4 11	16 17 5	16 17 5	10,175 13 9	16 5 7	16 5 7
Rations for attendants and servants	2,778 3 0	4 15 6	4 15 6	2,846 17 11	4 13 0	4 13 0	2,834 12 5	4 10 8	4 10 8
Uniform for attendants and servants	385 5 4	0 13 3	0 13 3	403 4 7	0 13 2	0 13 2	366 2 0	0 11 9	0 11 9
Allowances in lieu of quarters	189 11 9	0 6 6	0 6 6	229 15 0	0 7 6	0 7 6	231 0 2	0 7 5	0 7 5
Victualling for patients	6,603 13 1	11 6 11	11 6 11	7,496 2 9	12 5 0	12 5 0	7,178 3 3	11 9 8	11 9 8
Tobacco	210 17 10	0 7 3	0 7 3	—	—	—	—	—	—
Clothing for patients	1,239 5 1	2 3 3	2 3 3	1,215 17 1	1 19 9	1 19 9	1,083 0 8	1 14 8	1 14 8
Bedding for patients and attendants	450 0 0	0 15 6	0 15 6	389 8 9	0 12 9	0 12 9	349 17 0	0 11 2	0 11 2
Medicines, surgical instruments, &c.	179 10 8	0 6 2	0 6 2	244 10 4	0 8 0	0 8 0	189 16 1	0 6 1	0 6 1
Furniture, kitchen utensils, crockery, &c.	1,697 5 9	1 17 9	1 17 9	499 17 4	0 16 4	0 16 4	469 19 11	0 16 0	0 16 0
Fuel, light, and water	2,290 11 11	3 19 0	3 19 0	2,389 11 0	3 18 5	3 18 5	2,886 19 7	4 12 9	4 12 9
Soap, scouring and cleaning articles	287 4 0	0 9 10	0 9 10	292 8 4	0 9 7	0 9 7	262 6 1	0 8 5	0 8 5
Escort and conveyance of patients	63 19 2	0 2 2	0 2 2	73 12 0	0 2 5	0 2 5	88 1 0	0 2 10	0 2 10
Allowances to patients and gratuities on discharge	454 10 1	0 15 7	0 15 7	467 2 0	0 15 3	0 15 3	512 9 2	0 16 5	0 16 5
Incidental expenses	562 12 9	0 19 4	0 19 4	371 3 1	0 12 2	0 12 2	444 9 4	0 14 3	0 14 3
Ordinary repairs of roads, drains and fences	98 5 8	0 3 5	0 3 5	97 13 4	0 3 2	0 3 2	99 16 1	0 3 2	0 3 2
Less receipts	26,929 12 9	46 5 5	46 5 5	27,352 8 5	44 13 11	44 13 11	27,215 6 6	43 10 10	43 10 10
Net	147 0 10	0 5 1	0 5 1	181 11 11	0 5 11	0 5 11	210 4 10	0 6 9	0 6 9
	26,782 11 11	46 0 4	46 0 4	27,170 16 6	44 8 0	44 8 0	27,005 1 8	43 4 1	43 4 1
BUILDINGS.									
Salaries	170 0 0	—	—	215 0 0	—	—	220 0 0	—	—
Additions and alterations	3,456 18 5	—	—	1,269 4 0	—	—	1,963 13 2	—	—
Ordinary repairs	1,500 14 10	—	—	1,489 16 3	—	—	1,702 6 8	—	—
	31,910 5 2	—	—	30,004 16 9	—	—	30,891 1 6	—	—

TABLE 41.

BROADMOOR CRIMINAL LUNATIC ASYLUM.

TABULAR STATEMENT showing the TOTAL EXPENDITURE, as well as the AVERAGE NUMBER of CRIMINAL LUNATICS resident in each Year, and the rate per caput per annum from 1868 to 1890-91.

Year	Total Expenditure	Average Number of Criminal Lunatics	Rate per Caput per Annum
1868	£ 1,200	15	80
1869	£ 1,300	16	81
1870	£ 1,400	17	82
1871	£ 1,500	18	83
1872	£ 1,600	19	84
1873	£ 1,700	20	85
1874	£ 1,800	21	86
1875	£ 1,900	22	87
1876	£ 2,000	23	88
1877	£ 2,100	24	89
1878	£ 2,200	25	90
1879	£ 2,300	26	91
1880	£ 2,400	27	92
1881	£ 2,500	28	93
1882	£ 2,600	29	94
1883	£ 2,700	30	95
1884	£ 2,800	31	96
1885	£ 2,900	32	97
1886	£ 3,000	33	98
1887	£ 3,100	34	99
1888	£ 3,200	35	100
1889	£ 3,300	36	101
1890	£ 3,400	37	102
1891	£ 3,500	38	103

TABLE 41.

BROADMOOR CRIMINAL

TABULAR STATEMENT showing the TOTAL EXPENDITURE, as well as
and the rate per caput per

Year.	1.	2.	3.	4.	5.	6.
	Expenditure on account of New Buildings and Alterations.	Repairs of Buildings, &c.	Salaries relating to the foregoing.	Rates and Taxes.	Bethlem Hospital; Amount included in the Broadmoor Vote, but paid over to Bethlem.	Expenditure upon all the other items of the Broadmoor Vote, excepting those included in the five foregoing columns.
	£ s. d.	£ s. d.	£	£ s. d.	£ s. d.	£ s. d.
1868-69	3,791 12 6	2,220 18 7	170	122 12 10	—	27,480 7 4
1869-70	1,686 19 8	2,332 0 0	170	130 12 11	—	28,282 13 10
1870-71	6,659 5 3	2,137 18 3	170	108 19 2	—	27,809 15 11
1871-72	1,151 17 2	2,482 2 10	170	111 12 6	—	29,637 13 8
1872-73	387 7 7	2,363 0 0	170	114 6 4	—	29,410 15 0
1873-74	8,286 10 2	2,110 0 0	170	60 16 7	—	30,636 8 5
1874-75	3,062 18 0	2,150 0 0	170	113 17 2	—	30,697 15 1
1875-76	3,749 15 9	2,240 0 0	170	—	—	29,353 9 5
1876-77	—	3,390 0 0	170	—	—	27,390 4 11
1877-78	—	2,015 6 6	175	—	—	26,312 9 6
1878-79	898 8 6	2,000 0 0	180	—	—	23,129 17 9
1879-80	899 8 11	1,999 16 3	125	—	65 0 0	23,206 18 5
1880-81	479 9 8	1,769 16 6	130	—	65 0 0	23,168 3 1
1881-82	786 19 8	1,699 11 10	135	—	65 0 0	23,088 1 8
1882-83	759 19 4	1,600 0 0	140	—	65 0 0	23,564 13 11
1883-84	1,235 16 10	1,499 7 10	145	—	65 0 0	24,350 17 8
1884-85	1,413 18 5	1,499 13 10	150	—	65 0 0	25,153 15 0
1885-86	2,139 16 2	1,499 15 10	155	—	7 17 0	25,235 17 7
1886-87	1,980 14 5	1,499 18 11	160	—	—	24,433 2 9
1887-88	2,300 12 11	1,497 18 7	165	—	—	24,243 3 0
1888-89	3,456 18 5	1,500 14 10	170	—	—	26,929 12 9
1889-90	1,209 4 0	1,499 16 3	215	—	—	27,352 8 5
1890-91	1,963 13 2	1,702 6 8	220	—	—	27,215 6 6

TABLE 41.

LUNATIC ASYLUM.

the AVERAGE NUMBER of CRIMINAL LUNATICS resident in each year, annum from 1868 to 1890-91.

7.	8.	9.	10.	11.	
Total Gross Expenditure.	Amount received for the Sale of old Stores, Rent of Cottages on the Estate, &c.	Rate per caput after deducting from the gross Expenditure the Receipts and also the Expenditure incurred upon New Works, Rates and Taxes, and Bethlem Hospital, as shown in columns 1, 4, 5, and 8, but including Expenditure upon repairs of Buildings.	Rate per caput after deducting, in addition to the items mentioned in the preceding column, the Expenditure upon Repairs of Buildings and upon Salaries relating thereto, as shown in columns 1, 2, 3, 4, 5, and 8.	Average Number of Criminal Lunatics resident.	Year.
£ s. d.	£ s. d.	£ s. d.	£ s. d.		
33,785 11 3	503 17 7	65 2 4	59 16 3	451	1868-69
32,602 6 5	258 7 11	66 7 3	60 18 5	460	1869-70
36,885 18 7	193 3 11	65 18 3	60 16 7	454	1870-71
33,553 6 2	229 3 5	65 5 11	59 17 10	491	1871-72
32,445 8 11	165 8 2	62 16 1	57 16 0	506	1872-73
41,263 15 2	228 10 5	63 19 4	59.10 1	511	1873-74
36,194 10 3	209 5 3	64 4 1	59 13 3	511	1874-75
35,513 5 2	246 16 3	62 13 2	57 17 3	503	1875-76
30,950 4 11	186 19 4	62 3 0	54 19 1	495	1876-77
28,502 16 0	171 8 5	58 3 6	53 13 7	487	1877-78
26,208 6 3	148 10 11	52 8 5	47 17 6	480	1878-79
26,296 3 7	232 16 4	52 3 7	47 15 4	481	1879-80
25,612 9 3	170 4 3	51 2 6	47 4 8	487	1880-81
25,774 13 2	175 18 11	49 11 10	45 18 4	499	1881-82
26,129 13 3	146 3 2	49 6 7	45 18 4	510	1882-83
27,296 2 4	143 7 6	48 15 6	45 13 6	530	1883-84
28,282 7 3	147 10 7	48 7 7	45 7 8	551	1884-85
29,038 6 7	169 9 1	48 18 10	45 18 2	546	1885-86
28,073 16 1	162 11 4	48 16 8	45 14 2	531	1886-87
35,206 14 6	151 17 9	47 6 10	44 5 8	544	1887-88
32,057 6 0	147 0 10	48 17 9	46 0 4	582	1888-89
30,276 8 8	181 11 11	47 4 0	44 8 0	612	1889-90
31,101 6 4	210 4 10	46 5 8	43 4 2	625	1890-91

TABLE 42.

ACCOUNT of the PRINCIPAL ARTICLES of PROVISIONS, &c.,
consumed in the Year ended 31st March 1891.

				Males.	Females.	Total.
Average daily number of attendants and servants rationed	-	-	-	66	30	96
Do.	do.	patients	do.	474	151	625

Articles.	Quantity.	
	Patients.	Attendants.
Butcher's meat - - - - - Lbs.	99,700	29,938
Extract of meat - - - - - "	182	-
Fish - - - - - "	16,216	107 $\frac{1}{2}$
Flour - - - - - "	210,743	29,133
Ale and porter - - - - - Galls.	12,975	6,548
Butter - - - - - Lbs.	13,884	2,760
Bacon - - - - - "	11,051	9,535
Cheese - - - - - "	5,487	4,542
Eggs - - - - - No.	49,608	10,562
Coffee - - - - - Lbs.	1,571	737 $\frac{1}{2}$
Cocoa - - - - - "	530	124 $\frac{1}{2}$
Tea - - - - - "	2,545	757 $\frac{1}{2}$
Sugar, moist - - - - - "	22,098	2,236
" loaf - - - - - "	2,248	3,863
Milk, from farm - - - - - Galls.	13,366	2,118
" condensed - - - - - Tins	709	-
Potatoes - - - - - Lbs.	144,480	26,976
Carrots and parsnips - - - - - "	21,872	2,727
Vegetable marrows - - - - - "	2,276	323
Cabbage and greens - - - - - "	57,920	7,725
Broad beans, peas, and French beans - - - - - Bush.	351	49 $\frac{3}{4}$
Turnips - - - - - Lbs.	3,350	222
Onions - - - - - "	3,076	121
Apples - - - - - "	5,895	1,048
Rhubarb - - - - - "	11,430	1,530
Currants and raisins - - - - - "	3,196	260
Oatmeal - - - - - "	8,824	-
Corn flour - - - - - "	899	-
Sago - - - - - "	1,333	7
Rice - - - - - "	942	47
Pearl barley - - - - - "	558	-
Split peas - - - - - "	9,629	-
Wines (port, sherry, and claret) - - - - - Galls.	23 $\frac{1}{2}$	3
Spirits (brandy and gin) - - - - - "	21	3 $\frac{1}{2}$
Bottled ale and stout - - - - - Bots.	784	-
Lemonade and soda water - - - - - "	983	50
Lime juice - - - - - Galls.	217 $\frac{1}{2}$	38 $\frac{1}{4}$
Vinegar - - - - - "	-	332 $\frac{1}{2}$
Salt - - - - - Lbs.	13,650	-
Pepper - - - - - "	-	286 $\frac{1}{2}$
Mustard - - - - - "	-	830

TABLE 43.

CONTRACT and other PRICES of the PRINCIPAL ARTICLES of CONSUMPTION during the Year ending 31st March 1891.

Articles.	1st Quarter.	2nd Quarter.	3rd Quarter.	4th Quarter.	Average for the Year.
Beef - per stone of 8 lbs.	<i>s. d.</i> 4 6 $\frac{3}{4}$	<i>s. d.</i> 4 6 $\frac{1}{2}$	<i>s. d.</i> 4 6	<i>s. d.</i> 4 5 $\frac{3}{4}$	<i>s. d.</i> 4 6 $\frac{1}{4}$
Mutton do.	4 8 $\frac{1}{2}$	4 6 $\frac{3}{4}$	4 5 $\frac{1}{4}$	4 0	4 5
Legs and shins of beef (boned) do.	3 6 $\frac{1}{2}$	3 4 $\frac{3}{4}$	3 5	3 7	3 5 $\frac{3}{4}$
New Zealand mutton -	3 4	3 1 $\frac{1}{2}$	3 0	3 1	3 2
Flour - per sack of 280 lbs.	24 6	25 0	27 6	26 9	25 11 $\frac{1}{4}$
Butter - - per cwt.	98 10	94 9	118 1	121 5	108 3
Cheese - - - "	58 9	49 6	52 0	56 7	54 2
Bacon - - - "	69 8	70 11	66 3	62 10	67 5
Tea - - - per lb.	1 5	1 5	1 5	1 5	1 5
Coffee - - - per cwt.	158 8	158 8	158 8	158 8	158 8
Sugar (moist) - - "	14 6	14 6	14 6	14 6	14 6
" (loaf) - - - "	21 6	21 6	21 6	21 6	21 6
Oatmeal - - - "	13 6	13 6	13 6	13 6	13 6
Currants - - - "	32 0	32 0	32 0	32 0	32 0
Raisins - - - "	36 0	36 0	36 0	36 0	36 0
Pepper - - - per lb.	0 8	0 8	0 8	0 8	0 8
Mustard - - - "	0 5 $\frac{1}{2}$	0 5 $\frac{1}{2}$	0 5 $\frac{1}{2}$	0 5 $\frac{1}{2}$	0 5 $\frac{1}{2}$
Ale - - - per brl.	20 0	20 0	20 0	20 0	20 0
Porter - - - "	22 0	22 0	22 0	22 0	22 0
Soap, yellow - per cwt.	20 9	20 9	20 9	20 9	20 9
" mottled - - - "	19 9	19 9	19 9	19 9	19 9
" soft - - - per fkn.	8 9	8 9	8 9	8 9	8 9
Soda - - - per cwt.	3 11	3 11	3 11	3 11	3 11
Starch - - - "	29 6	29 6	29 6	29 6	29 6
Black lead - - - "	34 0	34 0	34 0	34 0	34 0
Coals, Welsh - per ton	27 7	27 7	27 7	27 7	27 7
Do. Wallsend - - - "	25 0	25 0	25 0	25 0	25 0
Do. Gas - - - "	25 2	25 2	25 2	25 2	25 2
Coke - - - per chaldron	11 3	11 3	11 3	11 3	11 3

TABLE 44.

PATIENTS' DIETARY.

BREAKFAST.

Every day - Males and }
 Females } Tea with bread and butter.

DINNER.

Males.

- Sunday - Beef or mutton, without bone, and weighed after cooking, 4 ozs.; potatoes, weighed raw, 12 ozs.; currant pudding, 8 ozs., or fruit pie, 12 ozs.; beer, $\frac{3}{4}$ pint; and bread.
- Monday - Bacon or pork, without bone, and weighed after cooking, 5 ozs., or corned beef, 6 ozs.; potatoes, weighed raw, 12 ozs.; peas pudding, 4 ozs.; beer, $\frac{3}{4}$ pint; and bread.
- Tuesday - Beef or mutton, without bone, and weighed after cooking, 4 ozs.; potatoes, weighed raw, 12 ozs.; raisin pudding, 8 ozs., or soup, 1 pint; beer, $\frac{3}{4}$ pint; and bread.
- Wednesday - Beef or mutton, without bone, and weighed after cooking, 5 ozs.; potatoes, weighed raw, 12 ozs.; fruit pie, 12 ozs., or suet pudding, 4 ozs.; beer, $\frac{3}{4}$ pint; and bread.
- Thursday - Mutton, without bone, and weighed after cooking, 5 ozs.; potatoes, weighed raw, 12 ozs.; beer, $\frac{3}{4}$ pint; and bread.
- Friday - Pork or bacon, without bone, and weighed after cooking, 5 ozs.; potatoes, weighed raw, 12 ozs.; peas pudding, 4 ozs.; beer, $\frac{3}{4}$ pint; and bread.
- Saturday - Beef or mutton, without bone, and weighed after cooking, 5 ozs.; potatoes weighed raw, 12 ozs.; suet pudding, 4 ozs.; beer, $\frac{3}{4}$ pint; and bread.

Females.

- Sunday - Beef or mutton, without bone, and weighed after cooking, 3 ozs.; potatoes, weighed raw, 12 ozs.; currant pudding, 8 ozs., or fruit pie, 12 ozs.; beer, $\frac{1}{2}$ pint; and bread.
- Monday - Bacon or pork, without bone, and weighed after cooking, 4 ozs., or corned beef, 5 oz.; potatoes, weighed raw, 12 ozs.; beer, $\frac{1}{2}$ pint; and bread.
- Tuesday - Beef or mutton, without bone, and weighed after cooking, 3 ozs.; potatoes, weighed raw, 12 ozs.; raisin pudding, 8 ozs., or soup, 1 pint; beer, $\frac{1}{2}$ pint; and bread.
- Wednesday - Beef or mutton, without bone, and weighed after cooking, 4 ozs.; potatoes, weighed raw, 12 ozs.; fruit pie, 12 ozs., or suet pudding, 4 ozs.; beer, $\frac{1}{2}$ pint; and bread.
- Thursday - Mutton, without bone, and weighed after cooking, 4 ozs.; potatoes, weighed raw, 12 ozs.; beer, $\frac{1}{2}$ pint; and bread.
- Friday - Pork or bacon, without bone, and weighed after cooking, 4 ozs.; potatoes, weighed raw, 12 ozs.; peas pudding, 4 ozs.; beer, $\frac{1}{2}$ pint; and bread.
- Saturday - Beef or mutton, without bone, and weighed after cooking, 4 ozs.; potatoes, weighed raw, 12 ozs.; suet pudding, 4 ozs.; beer, $\frac{1}{2}$ pint; and bread.

Fish dinners are given occasionally.

Meat pie is occasionally substituted for the usual Saturday's dinner.

On four days of the week, other vegetables, such as may be in season, are given in lieu of 4 ozs. potatoes, according to the following scale—weighed, or measured, before cooking:—

Cabbage, 12 ozs.; French beans, $\frac{3}{4}$ pint; broad beans, shelled, $\frac{3}{4}$ pint; green peas, shelled, $\frac{1}{2}$ pint; vegetable marrows, 1 lb.; carrots, 12 ozs.; parsnips, 12 ozs.; onions, 8 ozs.

TEA.

Every day - Males and Females } Tea with bread and butter.

Seed bread is given twice weekly in lieu of bread and butter to those of the patients who like it.

Oatmeal gruel at bed time is supplied to those who wish for it.

The sick are dieted at the discretion of the superintendent.

Working patients are allowed 4 ozs. bread and 1 oz. of cheese for lunch, with oatmeal and water.

Every patient is allowed $1\frac{1}{2}$ ozs. tea, 7 ozs. sugar, 7 ozs. butter, and $1\frac{3}{4}$ pts. milk weekly. Bread is unlimited; the quantity consumed daily averages 17 ozs. for males, and 14 ozs. for females.

The soup consists of the liquor from the boiling of the meat with the addition of $12\frac{1}{2}$ lbs. of peas and barley, and 10 lbs. of vegetables, for 100 patients.

Currant pudding consists of flour, $37\frac{1}{2}$ lbs., currants, $12\frac{1}{2}$ lbs., and suet or dripping, $12\frac{1}{2}$ lbs., to make 100 lbs. when cooked.

Fruit pies consist of flour 3 ozs., fruit 8 ozs., sugar 1 oz., and dripping 1 oz., to make 12 ozs. when cooked.

Seed bread is made from dough, with the addition of 10 lbs. dripping, 9 lbs. sugar, and $1\frac{1}{4}$ lbs. carraway seeds to 100 lbs. dough.

Meat pies consist of 4 ozs. meat without bone, 7 ozs. mixed dough, and 8 ozs. vegetables, for males; $3\frac{1}{2}$ ozs. meat without bone, 6 ozs. mixed dough, and 8 ozs. vegetables, for females.

Suet pudding consists of flour 50 lbs. and suet $12\frac{1}{2}$ lbs., to make 100 lbs. when cooked.

TABLE 45.

FARM AND

ABSTRACTS OF RECEIPTS, TRANSFERS, and PAYMENTS

RECEIPTS.		£	s.	d.	£	s.	d.
Cash received for sales of produce, stock, &c., viz. :							
Milk, 3,196 $\frac{1}{2}$ galls. at 1s. -	-	159	16	4			
Butter 556 lbs. at 1s. 2d. and 1s. 4d. -	-	37	0	0			
1 cow -	-	19	0	0			
4 heifers -	-	66	10	0			
17 calves -	-	50	9	0			
158 sheep and 14 lambs -	-	477	10	0			
92 pigs -	-	286	18	1			
Skins, hides, and offal -	-	25	12	7			
Old iron -	-	1	18	3			
H. M. Woods and Forests, for use of gateways -	-	0	10	0			
					1,125	4	3
Transfers—Amount transferred from the Vote for Victualling, to the credit of the Farm Account, for produce supplied to the establishment, viz. :							
Milk, new 13,791 $\frac{1}{2}$ galls. at 9d. -	-	517	3	7			
„ skim 1,759 „ 6d. -	-	43	19	6			
Butter, 7 $\frac{1}{2}$ lbs. at 1s. 4d. -	-	0	10	0			
Beef, 8,436 $\frac{3}{4}$ lbs. at 6 $\frac{1}{2}$ d. to 6 $\frac{3}{4}$ d. -	-	221	4	10			
Bullocks head, &c. -	-	0	7	1			
Veal, 690 lbs. at 6 $\frac{3}{4}$ d. and 7d. -	-	19	10	2			
Calves heads, &c. -	-	0	18	8			
Pork, 16,373 lbs. at 6d. -	-	409	6	6			
Pigs heads, &c. -	-	1	11	6			
Apples, 135 bushels at 3s. -	-	20	5	0			
Beans, broad 146 bushels at 1s. -	-	7	6	0			
„ French, 188 $\frac{1}{2}$ „ at 1s. 3d. -	-	11	15	7			
Broccoli, 41 $\frac{1}{2}$ bushels at 2s. -	-	4	3	0			
Cabbage, 1,243 bushels at 1s. -	-	62	3	0			
Carrots, 35 cwt. at 3s. -	-	5	4	11			
Celery, 77 heads at 1d. -	-	0	6	5			
Fruit, 330 lbs. at 3d. -	-	4	2	6			
Greens, 149 $\frac{1}{2}$ bushels at 1s. -	-	7	9	6			
Herbs, 78 bunches at 2d. -	-	0	13	0			
Lettuce, 253 score at 8d. -	-	8	8	8			
Onions, 45 $\frac{1}{2}$ bushels at 3s. -	-	6	16	6			
Parsnips, 110 cwt. at 3s. -	-	16	10	0			
Peas, 16 $\frac{1}{4}$ bushels at 1s. 4d. -	-	1	2	0			
Potatoes, 1,111 cwt. at 3s. 4d. -	-	185	3	4			
Rhubarb, 11,430 lbs. at $\frac{1}{2}$ d. -	-	23	16	3			
Turnips, 67 $\frac{3}{4}$ bushels at 1s. -	-	3	7	9			
Vegetable marrows, 2,276 lbs. at $\frac{1}{2}$ d. -	-	4	14	10			
					1,588	0	1
					2,713	4	4

TABLE 45.

GARDEN ACCOUNT.

for the Year ended 31st March 1891.

PAYMENTS.		£	s.	d.
Paid for the purchase of :—				
1 horse	-	36	15	0
10 cows and 6 calves	-	219	0	0
9 heifers	-	108	0	0
176 sheep	-	476	0	6
173 pigs	-	258	14	6
Sundry small expenses of transit of live stock	-	1	9	0
Hay, straw, &c.	-	93	2	6
Corn, oil cake, and feeding stuffs	-	336	17	1
Turnips, mangels, and swedes	-	78	12	0
Brewers' grains	-	144	5	1
Seeds and plants	-	97	9	11
Tree and shrubs	-	1	5	0
Chalk	-	1	2	0
Farmyard manure	-	29	6	9
Nitrate of soda, guano, kainit, &c.	-	72	13	5
Farm implements and garden tools	-	65	15	6
Harness and repairs	-	18	13	2
Wages	-	521	1	6
Thrashing and grinding corn	-	20	4	3
Medicines	-	2	9	6
Killing pigs, bullocks, &c.	-	17	3	9
Baskets, brooms, sacks, &c.	-	12	5	5
Rail carriage	-	0	2	10
Travelling expenses, &c., of bailiff	-	11	9	1
Ironmongery, shoeing, &c.	-	2	18	9
Insurance on farm produce	-	3	15	0
H. M. Woods and Forests, for use of gateways	-	0	10	0
Killing rats	-	0	5	4
Dairy cloth	-	0	6	10
Garden pots	-	3	1	9
Bean sticks	-	3	10	0
Fencing wire and staples	-	3	12	7
Thatching ricks and tying hay	-	4	14	6
Rails and posts	-	25	10	8
New boiler for steaming apparatus	-	6	12	6
Weed killer	-	1	7	0
Excess of receipts over payments	-	33	1	8
		2,713	4	4

TABLE 46.

STATEMENT OF LIVE STOCK, the property of the ASYLUM, for the Year 1890-91.

	Horses.	Bulls.	Cows.	Heifers.	Calves.	Sheep.	Lambs.	Pigs.
Numbers on the 1st April 1890	13	2	34	4	7	61	11	125
Purchased during the financial year	1	—	10	9	6	176	—	173
Transferred to list of cows from list of heifers	—	—	1	—	—	—	—	—
Transferred to list of heifers from list of calves	—	—	—	3	—	—	—	—
Born during the financial year	—	—	—	—	24	—	5	92
	14	2	45	16	37	237	16	390
Less:								
Sold during the financial year	—	—	1	4	17	159	14	92
Killed for Asylum use during the year	—	1	11	—	5	—	—	164
Died during the year	—	—	1	—	1	—	—	6
Transferred from list of heifers to list of cows	—	—	—	1	—	—	—	—
Transferred from list of calves to list of heifers	—	—	—	—	3	—	—	—
	—	1	13	5	26	159	14	262
Remaining on the 31st March 1891	14	1	32	11	11	78	2	128

TABLE 47.
SUMMARY of the VALUATION of the FARM STOCK on the
31st March 1891.

Description.	Valuation.		
	£	s.	d.
Horses	390	0	0
Cattle	812	0	0
Sheep and lambs	229	6	0
Pigs	229	9	0
Hay, corn, and straw, in ricks	575	0	0
Feeding stuffs, corn, roots, &c.	163	14	6
Potatoes and garden vegetables	75	0	0
Seed potatoes, clover, grass, and other seeds	28	0	0
Manures (farm yard and artificial)	139	5	0
Growing crops, cultivations, and tillages	340	0	0
Implements and tools	381	5	0
	3,362	19	6
Add : Amount due for 1 sheep sold	2	6	8
	3,365	6	2

TABLE 48.

SHOWING the AMOUNT of LAND connected with the ASYLUM,
and its appropriation, on the 31st March 1891.

	A.	R.	P.	A.	R.	P.
Within asylum walls, male side	14	0	0			
" female side	3	3	0			
Kitchen garden	9	0	0			
Cemetery	1	0	0			
Reservoirs	3	0	0			
Shrubberies and plantations	22	2	38			
Gravelled roads, about 4 miles 875 yards	11	1	6			
Houses, cottages, schools, and reading room with shrubberies and gardens and yards attached	33	0	0			
				97	3	4
Under cultivation outside the walls :—						
Oats and rye	18	0	33			
Rye (corn)	9	1	39			
Potatoes	14	0	0			
Mangolds, swedes, and cabbage	17	2	4			
Grass land, under two years	9	0	38			
" two years old and upwards	96	3	1			
				165	0	35
Uncultivated heath land				60	2	7
Total				323	2	6

TABLE 49.

The following STATEMENT shows the LENGTH of SERVICE of the ATTENDANTS on the 31st December 1890.

Period of Service.	Male.	Female.	Total.
Under 1 year - - - - -	7	4	11
Above 1 year and under 2 years	7	2	9
„ 2 years „ 3 „ - - -	7	4	11
„ 3 „ „ 4 „ - - -	—	5	5
„ 4 „ „ 5 „ - - -	3	3	6
„ 5 „ „ 10 „ - - -	22	5	27
„ 10 „ „ 15 „ - - -	4	1	5
„ 15 „ „ 20 „ - - -	15	1	16
„ 20 „ „ 25 „ - - -	10	3	13
„ 25 „ - - - - -	9	1	10
Total - - - - -	84	29	113

One of the chief reasons why fewer changes occur amongst the men than amongst the women is that the men are retained in the service after their marriage, provided they obtain leave to marry, whilst marriage usually, although not always, leads to the retirement of women from the service. It will be seen by the foregoing figures, that over 71 per cent. of the male attendants have been in the service more than five years, whilst 45 per cent. have been in the service for periods above ten years. Of the female attendants 38 per cent. count above five years' service, whilst over 20 per cent. count above ten years.

Leave of absence for the day is granted every ninth day; and, in addition, every attendant has a holiday of ten days annually.

LONDON: Printed by EYRE and SPOTTISWOODE,
Printers to the Queen's most Excellent Majesty.
For Her Majesty's Stationery Office.

[14338.—250.—11/91.]