

**Thirty-sixth annual report of the Trustees of the Northampton Lunatic Hospital, for the year ending September 30, 1891.**

**Contributors**

Northampton Lunatic Hospital.  
Deane, Adams C.  
Nims, Edward B.

**Publication/Creation**

Boston : Printed by Wright & Potter Printing Co., 1892.

**Persistent URL**

<https://wellcomecollection.org/works/kjtd4szh>

**License and attribution**

This work has been identified as being free of known restrictions under copyright law, including all related and neighbouring rights and is being made available under the Creative Commons, Public Domain Mark.

You can copy, modify, distribute and perform the work, even for commercial purposes, without asking permission.



Wellcome Collection  
183 Euston Road  
London NW1 2BE UK  
T +44 (0)20 7611 8722  
E [library@wellcomecollection.org](mailto:library@wellcomecollection.org)  
<https://wellcomecollection.org>

PUBLIC DOCUMENT . . . .

. . . . No. 21.

---

THIRTY-SIXTH ANNUAL REPORT

OF

THE TRUSTEES

OF THE

NORTHAMPTON LUNATIC HOSPITAL,

FOR THE

YEAR ENDING SEPTEMBER 30, 1891.

---

BOSTON :

WRIGHT & POTTER PRINTING CO., STATE PRINTERS,  
18 POST OFFICE SQUARE.

1892.



321559

WELLCOME INSTITUTE LIBRARY	
Coll.	weIMOmec
Call	Ann. Rep
No.	WLM 28
	• FM 4
	N 87
	1890-91




22501663615

## CONTENTS.

---

	PAGE
LIST OF OFFICERS, . . . . .	5
TRUSTEES' REPORT, . . . . .	7
LIST OF PERSONS EMPLOYED IN THE HOSPITAL, . . . . .	11
INVENTORY OF STOCK AND SUPPLIES, . . . . .	13
TREASURER'S REPORT, . . . . .	14
FINANCIAL STATEMENT, . . . . .	17
SUPERINTENDENT'S REPORT, . . . . .	18
General Statistics, . . . . .	18
Status of Patients, . . . . .	20
Recoveries, . . . . .	21
Deaths, . . . . .	22
Worship and Entertainment, . . . . .	24
Farm, . . . . .	24
Finances, . . . . .	27
Acknowledgments, . . . . .	29
Conclusion, . . . . .	30
APPENDIX :	
Statistics of Patients (twenty-one tables), . . . . .	31
Monthly Consumption of Gas, . . . . .	54
Household Supplies for the Several Departments, . . . . .	55
Work by Patients, . . . . .	57
Articles made in the Sewing-room, . . . . .	58
Upholstery done in the Year, . . . . .	58
Annual Cost of Gas, . . . . .	59
Trustees and their Terms of Service, . . . . .	60
Officers and Employees, — Time employed, . . . . .	61



# OFFICERS

## OF THE

### NORTHAMPTON LUNATIC HOSPITAL.

---

#### TRUSTEES.

ADAMS C. DEANE, M.D.,	.	.	.	.	.	.	GREENFIELD.
HENRY W. TAFT, Esq.,	.	.	.	.	.	.	PITTSFIELD.
LYMAN D. JAMES, Esq.,	.	.	.	.	.	.	WILLIAMSBURG.
ELISHA MORGAN, Esq.,	.	.	.	.	.	.	SPRINGFIELD.
HON. ALVAN BARRUS,	.	.	.	.	.	.	GOSHEN.
MRS. SARAH A. WOODWORTH,	.	.	.	.	.	.	CHICOPEE.
MRS. SARAH M. BUTLER,	.	.	.	.	.	.	NORTHAMPTON.

#### RESIDENT OFFICERS.


EDWARD B. NIMS, M.D.,	.	.	.	.	.	Superintendent.
JOHN A. HOUSTON, M.D.,	.	.	.	.	.	Assistant Physician.
CHARLES M. HOLMES, M.D.,	.	.	.	.	.	Assistant Physician.
EMILY F. WELLS, M.D.,	.	.	.	.	.	Female Physician.
WALTER B. WELTON,	.	.	.	.	.	Clerk.
JOHN MERCIER,	.	.	.	.	.	Farmer.
DANFORD MORSE,	.	.	.	.	.	Engineer.

#### TREASURER.

EDWARD B. NIMS,	.	.	.	.	.	NORTHAMPTON.
Office at the Hospital.						

#### SUBORDINATE OFFICERS.

ROBERT H. GALLIVAN,	.	.	.	.	.	Male Supervisor.
LUCY A. GILBERT,	.	.	.	.	.	Female Supervisor.
THOMAS C. POWERS,	.	.	.	.	.	Steward.
MINNIE A. SMITH,	.	.	.	.	.	Seamstress.
KATE BARTLETT,	.	.	.	.	.	Laundress.
GEORGE B. WALKER,	.	.	.	.	.	Baker.



Digitized by the Internet Archive  
in 2018 with funding from  
Wellcome Library

# Commonwealth of Massachusetts.

---

## TRUSTEES' REPORT.

---

*To His Excellency the Governor of the Commonwealth and the Honorable Council.*

The report of the Northampton Lunatic Hospital for the official year ending Sept. 30, 1891, is hereby submitted, it being the thirty-sixth annual report. A brief statement of the changes in the population of the hospital for the year is given, together with a summary of the improvements and alterations which have been made.

The number of patients in the hospital Oct. 1, 1890, was 495, of which 243 were men and 252 women. Eighty-two men and 59 women were admitted within the year, a total of 141, making the whole number of cases under treatment 636, — 325 men and 311 women. One hundred men and 83 women were discharged, including 31 deaths, 19 of men and 12 of women. Two hundred and twenty-five men and 228 women (a total of 453) remained in the hospital Sept. 30, 1891. The average daily number for the year was 457. The largest number of patients on any one day was 505, the smallest 441. Of the 152 patients who were discharged, 45 left the hospital as recovered, 14 much improved, 53 improved and 40 unimproved. These figures represent the condition of the patients at the time of leaving the hospital.

Two patients died by their own hands. The circumstances attending each death were such that no blame can be attached to those who had the care of them.

The general condition of the hospital has been satisfactory during the year. No epidemic has prevailed.

At each of the monthly meetings all the halls were visited and carefully inspected; at each meeting a report for the month is presented by the superintendent, giving the numerical changes in population, the name, residence and status of each patient admitted, the name, condition and status of each patient discharged, and the name, cause of death and status of those who have died. All bills are examined, approved and compared with the entries in the cash book. A financial statement is also presented, giving the amount of money on hand, the amount due the hospital, the estimated value of purchased supplies on hand and the liabilities. A record of the improvements made is given, with recommendations for the coming month; also a statement of any accident or any unusual occurrence within the month.

When the hospital was erected, it was found that the accommodations were larger than were required for the western part of the State. Consequently, from the opening of the hospital in the summer of 1858 to the year 1877-78, a large number of patients were transferred from the eastern hospitals. Within the past thirteen years two transfers, of 15 and 10 patients from the Danvers Hospital, were made, the latter in June, 1886. Of the patients formerly transferred from other hospitals, 39 still remain in the hospital. During the first thirteen years of the hospital's existence patients were received from other States. The last commitment from out of the State was on Oct. 4, 1871. Within the past thirteen years several large transfers of patients have been made from this to the eastern hospitals. The five cities and some of the large towns in western Massachusetts have accommodations for the chronic insane in connection with their almshouses, to which a large number of patients have been removed.

The system of boarding out patients in families has taken away a goodly number. Notwithstanding these removals to other institutions, the hospital continues to be filled to its normal capacity.

The trustees, believing that radical and extensive changes in the hospital buildings had become necessary, made application to the last Legislature for an appropriation to enable them to commence such changes during the present year.

In response to such application, the Legislature “*Resolved*, That there be allowed and paid out of the treasury of the Commonwealth a sum not exceeding thirty thousand dollars, to be expended under the direction of the trustees of the State Lunatic Hospital at Northampton, for the purpose of enlarging the hospital and for other necessary repairs.”

Work was begun as soon as practicable, and has been carried on as rapidly as circumstances would allow. Already a building 74 feet in length and 34 in width is well under way. It consists of a basement story for store-rooms and two stories above, which will contain nineteen lodging-rooms for the male help. It is built of brick, with partitions of the same material, iron staircases, wire lathing, and will be made as secure against fire as practicable.

Another building, 113 feet in length and 59 in width, is also well advanced. This will contain shops for the carpenters and engineer and machinery, an engine room, coal bunkers, a room for four boilers, and one for an electric-light plant. A large chimney is also under way. The building which now contains the shops and the heating apparatus is also being changed into a laundry. It is proposed to add another story to this building, for room for the female help. It is also proposed to enlarge the chapel about one-half. These changes will place the rear wing of the hospital on a good working basis, preparatory to enlarging and improving the hospital proper. To this end an appropriation of fifty thousand dollars will be asked of the next Legislature.

The usual repairs and some improvements have been made within the year. The green-house was completed, and is now in successful operation. The eighteen dining-rooms were furnished with oak chairs, and considerable furniture, such as bureaus, wardrobes, settees, etc., has been placed in the halls. Careful attention has been paid to the cultivation of the farm crops, the result of which is that there is a gradual increase in the total products and in the farm stock. The fields are being gradually cleared of rocks and the pastures of brush. Drains are put in, and liberal amounts of fertilizers are purchased and applied. The four out-lying houses, now occupied by employees, have been painted and otherwise improved, also most of the farm buildings. The

finances of the hospital are in a satisfactory condition, as may be seen from the treasurer's report.

Although the rate of board is very low, still the income has been sufficient to meet the current expenses. The total amount charged for board for each class of patients is as follows : —

State patients, . . . . .	\$15,373 89
Town patients, . . . . .	50,437 03
Private patients, . . . . .	18,624 54
Total, . . . . .	<u>\$84,435 46</u>

No changes have occurred in the official staff within the year. On the 1st of October, 1891, Walter B. Welton, who has been the efficient and faithful clerk of the hospital since Feb. 14, 1866, resigned his office on account of failure of health; his resignation is to take effect Jan. 1, 1892. Lewis F. Babbitt was elected to fill the vacancy.

In the discharge of their duties the trustees have had the cordial and intelligent co-operation of the physicians and other officers of the institution.

ADAMS C. DEANE.  
HENRY W. TAFT.  
LYMAN D. JAMES.  
ELISHA MORGAN.  
SARAH A. WOODWORTH.  
SARAH M. BUTLER.  
ALVAN BARRUS.

## LIST OF PERSONS

REGULARLY EMPLOYED AT THE NORTHAMPTON LUNATIC HOSPITAL,  
SEPT. 30, 1891.

---

Superintendent and physician, . . . . .	per year, \$2,500 00
Assistant physician, first, . . . . .	" 1,500 00
Assistant physician, second, . . . . .	" 600 00
Female physician, . . . . .	" 900 00
Treasurer, . . . . .	" 300 00
Treasurer, for clerk hire and paid to clerk, . . . . .	" 200 00
Clerk, . . . . .	" 1,200 00
Farmer, . . . . .	" 700 00
Engineer, . . . . .	" 1,200 00
Assistant clerk, . . . . .	per month, 25 00
Supervisor (male), . . . . .	" 40 00
Supervisor (female), . . . . .	" 30 00
Assistant supervisor (female), . . . . .	" 20 00
Seamstress, . . . . .	" 20 00
Assistant seamstress, . . . . .	" 16 00
Laundress, . . . . .	" 18 00
Assistant laundresses (2), . . . . .	" 18 00
Assistant laundress, . . . . .	" 16 00
Baker, . . . . .	" 40 00
Steward, . . . . .	" 50 00
Assistant steward, . . . . .	" 25 00
Attendants (male, 5), . . . . .	" 30 00
Attendants (male, 2), . . . . .	" 25 00
Attendants (male, 2), . . . . .	" 23 00
Attendants (male, 4), . . . . .	" 21 00
Attendant (female), . . . . .	" 20 00
Attendants (female, 14), . . . . .	" 18 00
Night watch (female), . . . . .	" 16 00
Housework, centre (female), . . . . .	" 17 00
Housework, centre (female, 2) . . . . .	" 15 00
Cook (female), . . . . .	" 18 00
Assistant cook (female), . . . . .	" 16 00
Assistant cook (female), . . . . .	" 15 00
Assistant cook (female), . . . . .	" 14 00

Assistant cook (male), . . . . .	per month,	\$30 00
Farmer's dining-room (female), . . . . .	"	14 00
Housework, rear building (female), . . . . .	"	15 00
Watchman, . . . . .	"	30 00
Carpenter, . . . . .	per day,	2 25
Carpenter, . . . . .	"	2 00
Painter, . . . . .	per month,	50 00
Night engineer, and gardener in summer, . . . . .	"	30 00
Coachman, . . . . .	"	30 00
Car boy, . . . . .	"	18 00
Florist, . . . . .	"	50 00
Farm hands (2), . . . . .	"	30 00
Farm hands (4), . . . . .	"	28 00
Farm hand, . . . . .	"	25 00
Farm hand, . . . . .	"	23 00
Farm hand, . . . . .	"	20 00

## INVENTORY OF STOCK AND SUPPLIES

ON HAND SEPT. 30, 1891.

---

Live stock on hand, . . . . .	\$8,992 00
Produce of farm on hand, . . . . .	10,280 20
Carriages and agricultural implements, . . . . .	3,530 00
Machinery and mechanical fixtures, . . . . .	4,940 00
Beds and bedding in inmates' department, . . . . .	12,750 00
Other furniture in inmates' department, . . . . .	7,400 00
Personal property of State in superintendent's department,*	8,800 00
Ready-made clothing, . . . . .	2,987 55
Dry goods, . . . . .	4,204 69
Provisions and groceries, . . . . .	3,739 10
Drugs and medicine, . . . . .	575 00
Fuel, . . . . .	4,477 60
Library, . . . . .	1,000 00
Paints and oils, . . . . .	525 00
Total, . . . . .	<u>\$74,201 14</u>

\* This term is here applied to the whole of the central edifice or block, and includes all the offices, the kitchen, the bakery, the laundry, the sewing-room and other apartments.

## TREASURER'S REPORT.

*To the Trustees of the Northampton Lunatic Hospital.*

I hereby present my report, as treasurer of the hospital, for the fiscal year ending with the 30th of September, 1891. It contains, as usual, an appraisal of the property of the institution, an account of the receipts and the disbursements of money during the year, and the financial condition at its close.

## ASSETS.

Four hundred and ninety-three acres of land,	\$52,121 00
Hospital building, . . . . .	260,000 00
Farm-house, \$1,900; brick house, \$1,800, .	3,700 00
Four dwellings, . . . . .	2,000 00
Store-house and shops, . . . . .	15,000 00
Two barns, . . . . .	5,150 00
Horse stable, . . . . .	1,800 00
Scullery and wood-house, . . . . .	650 00
Lumber-house, . . . . .	1,000 00
Pump-house, . . . . .	800 00
Cart shed, . . . . .	450 00
Coal-house, . . . . .	100 00
Piggery, . . . . .	3,000 00
Cattle shed, . . . . .	1,200 00
Fire-proofs for oils and paints, . . . . .	500 00
Two ice-houses, . . . . .	450 00
Total, . . . . .	<hr/> \$347,921 00

## PERSONAL ESTATE.

Stock and supplies on hand, as per inventory appended to the trustees' report, . . . . .	\$74,201 14
--	-------------

## RECEIPTS.

Cash on hand Sept. 30, 1890, . . . . .	\$22,881 22
Received from State treasurer, . . . . .	15,861 83
from towns, . . . . .	51,217 53
from individuals, . . . . .	17,685 63
from sales, . . . . .	2,643 11
from interest, . . . . .	830 20
Total, . . . . .	<hr/> \$111,119 52

## PAYMENTS.

1. Salaries, wages and labor, . . . . .	\$30,805 72	
2. Provisions and supplies:—		
Meats of all kinds, . . . . .	\$4,886 50	
Fish of all kinds, . . . . .	1,430 64	
Fruit and vegetables, . . . . .	1,390 86	
Flour, . . . . .	3,105 00	
Grain and meal for table, . . . . .	774 55	
Tea, coffee and chocolate, . . . . .	716 46	
Grain and meal for stock, . . . . .	5,016 39	
Sugar and molasses, . . . . .	1,647 70	
Butter and cheese, . . . . .	4,103 76	
Salt and other groceries, . . . . .	1,829 35	
All other provisions, . . . . .	606 56	
		25,507 77
3. Clothing, . . . . .		2,969 96
4. Fuel and lights, . . . . .		6,105 19
5. Medicines and medical supplies, . . . . .		794 78
6. Furniture, beds and bedding, . . . . .		2,703 47
7. Transportation and travelling expenses, . . . . .		637 20
8. Ordinary construction and repairs, . . . . .		2,253 37
9. Extraordinary construction and repairs, . . . . .		3,498 79
10. Miscellaneous expenses, including:—		
1. Farm stock, . . . . .	\$1,945 00	
2. Farm supplies, . . . . .	2,615 41	
3. Water, . . . . .	1,176 34	
4. Minor expenses, . . . . .	1,021 98	
5. Contingencies, . . . . .	686 20	
		7,444 93
Total expenditures, . . . . .		\$82,721 18

## LIABILITIES.

Salaries and wages due Oct. 1, 1891, . . . . .	\$4,166 09	
Miscellaneous bills due, . . . . .	1,623 68	
		\$5,789 77
Due the institution for board Oct. 1, 1891:—		
From State, . . . . .	\$3,854 08	
town, . . . . .	13,189 49	
individuals, . . . . .	4,519 51	
Due from the treasurer, Sept. 30, 1891, . . . . .	28,398 34	
		\$49,961 42

## SUMMARY.

Total receipts, . . . . .	\$111,119 52	
Total payments, . . . . .	82,721 18	
Cash on hand Sept. 30, 1891, . . . . .		\$28,398 34

Total liabilities, . . . . .	\$5,789 77
Total debts due the institution, . . . . .	49,961 42
Total expenditures, . . . . .	82,721 18

Dividing this sum by 457, the average number of patients, we have the average expenditure per patient, . . . . .	\$181 00
And the average weekly expenditure per patient, . . . . .	3 47

Deducting from the total expenditure, . . . . .	\$82,721 18
The extraordinary expenses, . . . . .	3,498 79

We have the current expenses, . . . . . \$79,222 39

Dividing \$79,222.39 by 457, the average number of patients, we have the average expenditure per patient, . . . . .	\$173 35
Making the average weekly expenditure per patient, . . . . .	3 32

Adding to the current expenses, . . . . .	\$79,222 39
The decrease of personal assets, . . . . .	2,504 24

We have the necessary cost for the year, . . . . . \$81,726 63

Dividing \$81,726.63 by 457, the average number of patients, we have, as the annual cost of each patient, . . . . .	\$178 83
Making the average weekly cost of each patient, . . . . .	3 42

EDWARD B. NIMS,  
*Treasurer.*

We have examined, as auditors, the accounts of the treasurer, and found a satisfactory voucher for every entry.

LYMAN D. JAMES,  
E. MORGAN,  
*Auditors.*

## FINANCIAL STATEMENT.

---

Of the appropriation made by the Legislature of 1891, to wit: “*Resolved*, That there be allowed and paid out of the treasury of the Commonwealth a sum not exceeding thirty thousand dollars, to be expended under the direction of the trustees of the State Lunatic Hospital at Northampton, for the purpose of enlarging the hospital and for other necessary repairs:” —

Amount of appropriation, . . . . .	\$30,000 00
Drawn to Sept. 30, 1891, —	
For architect, . . . . .	\$750 00
For labor, . . . . .	5,962 57
For building materials, . . . . .	4,110 24
	<hr style="width: 10%; margin-left: 0;"/> \$10,822 81

EDWARD B. NIMS,

*Treasurer.*

## SUPERINTENDENT'S REPORT.

*To the Trustees of the Northampton Lunatic Hospital.*

The superintendent respectfully presents his report for the year 1890-91. The custom of making annual reports is a desirable one, inasmuch as it keeps the public informed as to the condition of the hospital, and the work that is accomplished each year. The demand for such work is constant, and without special variation; the reports of the work are therefore necessarily very similar. When we take into account the importance of the work and the value of the results, the statements concerning it become interesting.

The following table gives the changes in population for the year:—

I. — *General Statistics of the Year.*

	INSANE.			HABITUAL DRUNKARDS.		
	Males.	Fe- males.	Totals.	Males.	Fe- males.	Totals.
Patients in hospital Oct. 1, 1890, . . . . .	243	252	495	-	-	-
Admitted within the year, . . . . .	78	59	137	3	-	3
Whole number of cases within the year, . . . . .	321	311	632	3	-	3
Discharged within the year, . . . . .	97	83	180	3	-	3
Viz.: as recovered at the time of leaving the hospital, . . . . .	28	16	44	1	-	1
as much improved, . . . . .	7	7	14	-	-	-
as improved, . . . . .	26	26	52	1	-	1
as not improved, . . . . .	17	22	39	1	-	1
Deaths, . . . . .	19	12	31	-	-	-
Patients remaining Sept. 30, 1891, . . . . .	225	228	453	-	-	-
Viz.: supported as State patients, . . . . .	42	45	87	-	-	-
supported as town patients, . . . . .	149	146	295	-	-	-
supported as private patients, . . . . .	34	37	71	-	-	-
Number of different persons within the year, . . . . .	318	305	623	3	-	3
Persons admitted, . . . . .	77	57	134	3	-	3
Persons recovered, . . . . .	28	15	43	1	-	1
Daily average number of patients, . . . . .	227.58	228.95	456.53	.46	-	.46
Viz.: State patients, . . . . .	43.17	47.54	90.71	-	-	-
town patients, . . . . .	150.515	147.2	297.715	.065	-	.065
private patients, . . . . .	33.898	34.21	68.108	.397	-	.397

## 1. — General Statistics of the Year — Concluded.

	VOLUNTARY PATIENTS.			AGGREGATE.		
	Males.	Fe- males.	Totals.	Males.	Fe- males.	Totals.
Patients in hospital Oct. 1, 1890, . . .	-	-	-	243	252	495
Admitted within the year, . . .	1	-	1	82	59	141
Whole number of cases within the year, . . . . .	1	-	1	325	311	636
Discharged within the year, . . .	-	-	-	100	83	183
Viz.: as recovered at the time of leaving the hospital, . . .	-	-	-	29	16	45
as much improved, . . .	-	-	-	7	7	14
as improved, . . .	-	-	-	27	26	53
as not improved, . . .	-	-	-	18	22	40
Deaths, . . . . .	-	-	-	19	12	31
Patients remaining Sept. 30, 1891, . .	-	-	-	225	228	453
Viz.: supported as State patients, . .	-	-	-	42	45	87
supported as town patients, . .	-	-	-	149	146	295
supported as private patients, . .	-	-	-	34	37	71
Number of different persons within the year, . . . . .	1	-	1	322	305	627
Persons admitted, . . . . .	1	-	1	81	57	138
Persons recovered, . . . . .	-	-	-	29	15	44
Daily average number of patients, . .	.008	-	.008	228.05	228.95	457.
Viz.: State patients, . . . . .	-	-	-	43.17	47.54	90.71
town patients, . . . . .	-	-	-	150.58	147.2	297.78
private patients, . . . . .	.008	-	.008	34.30	34.21	68.51

On the 1st of October, 1891, 5 women and 2 men were transferred from State to town charge. Hence the new year will begin with:—

	Males.	Females.	Totals.
State patients, . . . . .	40	40	80
Town patients, . . . . .	151	151	302

Eighty-two men and 59 women were admitted within the year, making a total of 141 cases. Four hundred and ninety-five persons remained in the hospital Sept. 30, 1890, — 243 men and 252 women. The total number of cases under treatment within the year was 636, — 325 men and 311

women. One hundred eighty-three cases were discharged, — 100 men and 83 women, — including 31 deaths ; which makes the number of persons remaining in the hospital Sept. 30, 1891, 453, — 225 men and 228 women. The daily average for the year was 457, — 228.05 men, 228.95 women. The number of admissions was less by 29 than in the preceding year, and a large number of chronic cases were discharged. These facts will account for the reduction in the population of the hospital. The proportion of curable cases admitted was larger, one result of which is a larger per cent. of recoveries than usual. Of the 152 cases which left the hospital, 88 returned to their homes, 45 were removed to almshouses, 3 eloped, 4 were placed out in families to board and 12 were removed to the criminal asylum at the State Farm, Bridgewater. One woman was admitted, discharged, readmitted and discharged a second time ; 1 man and 1 woman were admitted, discharged and readmitted ; which makes the number of persons admitted within the year 138, — 81 men and 57 women. Two men and 3 women were discharged and readmitted, 1 woman was discharged, readmitted and discharged a second time ; making the whole number of persons under treatment within the year 627, — 322 men and 305 women. The number of first admissions of cases was 118, of second admissions 18, of third admissions 4, of fifth admissions 1. The largest number of patients in the house on any one day was 505. This is the largest number that ever was present at any time since the opening of the hospital in 1858. The smallest number on any day in the year was 441.

#### STATUS OF PATIENTS.

The patients remaining in the hospital Oct. 1, 1890, were classed as follows : State, 101 ; town, 323 ; private, 71. Of the 141 cases admitted 31 were supported by the State, 81 by towns and 29 by individuals. Of the 183 discharged, 35 were State, 121 town and 27 were private patients. Of the 453 patients remaining Sept. 30, 1891, 87 were State, 295 town and 71 private patients. The discrepancies in the numbers arise from transfers which were made from

one class to another in the course of the year. The following table gives the weekly average of the different classes for two years past:—

	1889-90.			1890-91.		
	Males.	Females.	Totals.	Males.	Females.	Totals.
State patients, .	48.42	48.44	96.86	45.35	44.55	89.90
Town patients, .	151.46	159.71	311.17	148.84	147.44	296.28
Private patients, .	28.42	33.65	62.07	32.41	36.16	68.57

The change in status from State to town patients still continues. As reported in 1879-80, the average of State patients was 197.03, town and city patients, 198.01, private patients, 55.46,—the average of State and town patients being nearly equal.

#### RECOVERIES.

Forty-five patients were discharged as recovered, including one inebriate. Three of these had been discharged as recovered on previous admissions. One woman was discharged twice as recovered within the year. In the latter case the relapse from the former recovery was occasioned by a combination of very unfavorable circumstances, and might have been reasonably expected. The per cent. of recoveries reckoned on the number of admissions was 31.9; on the whole number discharged, 24.5; on the number discharged, not including deaths, 29.6.

Forty-two recovered on their first admission, 2 on the second admission and 1 on the third. Several of those patients who were discharged as much improved or improved continued to improve after leaving the hospital, and recovered before the end of the year. While we cannot consistently reckon them as discharged recovered, they probably would have recovered if they had remained in the hospital.

## DEATHS.

The health of the patients in general has been up to the usual standard, and no unusual form of disease has prevailed; but, owing to circumstances beyond the control of the physicians, the total number of deaths, as well as the percentage, is a little larger than in the preceding year. The whole number of deaths within the year was 31, — 19 men and 12 women. The rate per cent., reckoned on the whole number under treatment, was 4.87, and on the daily average 6.78. As usual, a large proportion of the deaths occurred as a result of chronic disease. One woman eighty-six years of age died of pneumonia, and 1 woman of exhaustion of acute melancholia. These were the only cases in which the disease could be called acute. Seven persons died of phthisis; 2 died of heart disease of long duration; 3 deaths were caused by general paralysis of the insane; 3 by exhaustion of chronic brain disease, one of them after a residence in the hospital of thirty-two years; 1 from exhaustion of senile mania of long duration; 1 resulted from cancer; 2 from chronic nephritis. In four cases the only known cause was old age; 2 died by suicide; 1 feeble woman from accidental strangulation; and 2 deaths resulted from cerebral hemorrhage, after several attacks of a similar character. Four persons who were supported by the State died, 20 who were wards of towns and cities, and 7 private patients. The average age of the 31 persons who died was fifty-seven years eight months. Six of these were over seventy-five years of age. The number of deaths for each year since 1858, and the ratios, will be found in the annexed table: —

*Deaths and their Ratios, from Sept. 30, 1858, to Oct. 1, 1891.*

OFFICIAL YEAR.	Whole No. of Patients.	Daily Aver- age No. of Patients.	DEATHS.			Per Cent. on Whole No. of patients treated.	Per Cent. on Daily Aver- age No. of Patients.
			Men.	Women.	Totals.		
1858-59, .	313	229.55	7	12	19	6.07	8.27
1859-60, .	398	255.96	9	18	27	6.78	10.54
1860-61, .	434	314.26	15	15	30	6.91	9.54
1861-62, .	442	313.80	9	10	19	4.29	6.05
1862-63, .	470	355.28	19	7	26	5.53	7.31
1863-64, .	475	357.63	17	30	47	9.89	13.14
1864-65, .	469	342.40	17	24	41	8.76	11.97
1865-66, .	488	376.35	18	13	31	6.35	8.23
1866-67, .	543	401.03	23	24	47	8.65	11.71
1867-68, .	565	413.41	25	17	43	7.61	10.40
1868-69, .	590	405.10	13	12	25	4.23	6.17
1869-70, .	604	408.83	22	11	33	5.46	8.07
1870-71, .	616	421.90	16	12	28	4.54	6.64
1871-72, .	619	428.72	19	18	37	5.97	8.63
1872-73, .	614	437.23	13	8	21	3.42	4.80
1873-74, .	626	469.54	14	11	25	3.99	5.32
1874-75, .	629	475.35	23	18	41	6.52	8.62
1875-76, .	629	474.21	18	19	37	5.88	7.80
1876-77, .	603	476.16	21	21	42	6.96	8.82
1877-78, .	551	442.43	14	9	23	4.17	5.19
1878-79, .	535	436.73	14	9	23	4.29	5.27
1879-80, .	559	450.51	17	12	29	5.19	6.44
1880-81, .	569	451.79	16	10	26	4.57	5.75
1881-82, .	587	461.66	24	14	38	6.47	8.23
1882-83, .	606	466.76	17	13	30	4.95	6.42
1883-84, .	605	463.05	12	13	25	4.13	5.39
1884-85, .	599	475.94	16	11	27	4.51	5.67
1885-86, .	659	474.40	14	12	26	3.94	5.48
1886-87, .	639	478.55	13	18	31	4.85	6.47
1887-88, .	635	470.25	14	17	31	4.88	6.59
1888-89, .	636	469.10	18	7	25	3.93	5.32
1889-90, .	616	470.50	12	9	21	3.40	4.46
1890-91, .	636	457.00	19	12	31	4.87	6.78

## WORSHIP AND ENTERTAINMENT.

The assemblies of patients on Sunday for religious service and in the evening of other days have been continued during the year. The average attendance at the service on Sabbath afternoons was 287.5; the largest number present at any one time, 323. The attendance at the evening assemblies varies from about 225 to 300 persons. It is sufficient to say that these exercises are very satisfactory, both as to the results and the appreciation given to them by those who attend. There is no part of the hospital work which gives a better return for the labor expended than this. The moral effect upon many patients is very decided, both in the direct impressions produced and in the salutary and continual influence which is brought to bear upon them.

*Exercises in Chapel.*

## 1. ON THE SABBATH:—

Divine worship,	. . . . .	52 days.
-----------------	-----------	----------

## 2. ON SECULAR EVENINGS:—

(a) *Readings and Recitations, opened and closed with music:—*

The Bible,	. . . . .	1 day.
The Bible and selections of poetry,	. . . . .	28 days.
The Bible and selections of prose,	. . . . .	1 day.
The Bible and selections of poetry and prose,	. . . . .	21 days.
Miscellaneous selections of prose,	. . . . .	92 days.
Miscellaneous selections of poetry,	. . . . .	5 days.
Miscellaneous selections of poetry and prose,	. . . . .	44 days.
Miscellaneous selections and recitations,	. . . . .	1 day.

(b) *Other Entertainments:—*

Pictures shown with stereopticon,	. . . . .	8 days.
Concerts,	. . . . .	1 day.
Ventriloquism,	. . . . .	1 day.

(c) *Social Assemblies:—*

Quadrille parties,	. . . . .	28 days,
No assembly,	. . . . .	82 days.

---

 365 days.

## FARM.

The season has been a favorable one in most respects for the farm. The number of acres devoted to cultivated crops was about sixty. The hay crop was lessened by the drought

of the early summer. The apple crop was less than the average, otherwise the amount of products was large and of excellent quality. The farm produces this year all the hay, milk, pork, vegetables, a large portion of the apples, a part of the beef and grain, which will be required. The farm is increasing in productiveness each year, and promises under the present methods of cultivation to become very valuable. The number of acres suitable for cultivation are gradually increasing, as the waste lands are reclaimed and cleared of rocks and brush. The following table gives the annual amount of hay produced:—

1864, estimated, . . . 40 tons.	1878, weighed, . . . 179 tons.
1865, " . . . 62 "	1879, " . . . 144 "
1866, " . . . 42 "	1880, " . . . 154 "
1867, weighed, . . . 82 "	1881, " . . . 213 "
1868, " . . . 86 "	1882, " . . . 170 "
1869, " . . . 91 "	1883, " . . . 197 "
1870, " . . . 74 "	1884, " . . . 174 "
1871, " . . . 75 "	1885, " . . . 251 "
1872, " . . . 91 "	1886, " . . . 269 "
1873, " . . . 84 "	1887, " . . . 302 "
1874, " . . . 120 "	1888, " . . . 305 "
1875, " . . . 100 "	1889, " . . . 331 "
1876, " . . . 111 "	1890, " . . . 336 "
1877, " . . . 154 "	1891, " . . . 295 "

One hundred and seven hogs were slaughtered, and the annexed table gives the amount of pork produced each year:—

*Pork raised upon the Farm.*

1865, . . . 6,265 pounds.	1879, . . . 13,569 pounds.
1866, . . . 5,443 "	1880, . . . 14,729 "
1867, . . . 7,416 "	1881, . . . 15,610 "
1868, . . . 7,791 "	1882, . . . 14,414 "
1869, . . . 8,469 "	1883, . . . 15,612 "
1870, . . . 7,447 "	1884, . . . 10,192* "
1871, . . . 7,863 "	1885, . . . 17,544 "
1872, . . . 11,366 "	1886, . . . 21,503 "
1873, . . . 10,511 "	1887, . . . 26,331 "
1874, . . . 12,024 "	1888, . . . 18,465 "
1875, . . . 12,693 "	1889, . . . 19,227 "
1876, . . . 12,467 "	1890, . . . 25,189 "
1877, . . . 13,605 "	1891, . . . 32,621 "
1878, . . . 14,451 "	

\* Quantity diminished by disease.

The number of animals at present owned by the hospital is as follows: 10 oxen, 96 cows and heifers, 4 bulls, 13 horses and colts, 243 swine, 225 poultry. The value of the farm to the hospital has often been mentioned in the annual reports. The large amount of farm products insures a generous supply for the tables, without regard to market value; for instance, the entire crop of apples, which last year amounted to about 800 barrels, was used in the hospital, notwithstanding the fact that they could have been sold for a high price. Uniformly a large quantity and variety of the best quality of vegetables are used. This might not be the case if the hospital was obliged to purchase them in the markets at high rates.

As in years past, a large amount of work has been done by patients. There are many sorts of farm work which do not require skilled labor.

The quantity of milk consumed was 30,624 gallons, one-third of which is given in the following table, the other two-thirds not being reckoned as a product, but charged to the cost of the animals and the food consumed by them.

*List of Farm Products in 1891.*

Hay (first growth), 222 tons, . . . . .	\$3,108 00
Hay (aftergrowth), 72 $\frac{3}{4}$ tons, . . . . .	1,018 50
Corn fodder (dry), 24 tons, . . . . .	120 00
Corn, 500 bushels, . . . . .	350 00
Straw, 8 tons, . . . . .	96 00
Potatoes, 2,869 bushels, . . . . .	1,291 05
Broom seed, 50 bushels, . . . . .	25 00
Broom brush, 700 pounds, . . . . .	49 00
Carrots, 230 bushels, . . . . .	92 00
Sugar beets, 500 bushels, . . . . .	200 00
Beets, 128 $\frac{1}{2}$ bushels, . . . . .	77 10
Onions, 510 bushels, . . . . .	255 00
Turnips, 450 bushels, . . . . .	112 50
Parsnips, 50 bushels, . . . . .	30 00
Beans (in shell), 177 $\frac{1}{2}$ bushels, . . . . .	177 50
Beans (string), 19 $\frac{1}{2}$ bushels, . . . . .	39 00
Pease (green), in pod, 182 $\frac{1}{2}$ bushels, . . . . .	182 50
Sweet corn (green), in ear, 233 bushels, . . . . .	174 50
Tomatoes, 139 bushels, . . . . .	139 00
Lettuce, 114 $\frac{1}{2}$ bushels, . . . . .	114 00
Cucumbers, 69 $\frac{1}{2}$ bushels, . . . . .	69 50
Squash (summer), 63 $\frac{1}{2}$ bushels, . . . . .	63 50

Squash (winter), 12,000 pounds,	\$120 00
Melons, 8,669 pounds,	86 69
Asparagus, 40 bushels,	90 00
Pie-plant, 63½ bushels,	63 50
Beet greens, 44 bushels,	44 00
Spinach, 54 bushels,	54 00
Cabbage, 3,200 heads,	96 00
Currants, 22 bushels,	66 50
Apples, 614 barrels,	675 40
Pears, 91 bushels,	91 00
Quinces, 6 bushels,	7 50
Beef, 2,261 pounds,	135 66
Veal (raised here), 2,209 pounds,	220 90
Pork, 32,621 pounds,	1,957 26
Pigs sold, 191,	447 50
Pigs, roasting, 5,	10 00
Chickens, 1,045 pounds,	201 20
Heads and plucks, 19,	19 00
Eggs, 689½ dozen,	178 21
Milk (grass-fed), 10,208 gallons,	1,633 28
Cider, 45 barrels,	135 00
Calf-skins, 19,	13 75
Young calves sold, 17,	43 50
Wood, 10 cords,	32 68
Ensilage, 125 tons,	312 50
Celery, 1,300 heads,	39 00
Posts, 50,	12 50
Lumber, 5,600,	84 00
Husks (corn), 1 ton,	12 00
Ice, 500 tons,	500 00
Rye, 75 bushels,	75 00
Grapes, 2½ bushels,	5 00
Citron, 550 pounds,	11 00
Hogs (fat), 10,	120 82
	<hr/>
	\$15,378 00

## FINANCES.

The hospital depends for its income upon the products of the farm and the amounts charged for the board of patients. The hospital receives for the support of all State and town or city patients \$3.25 each per week. The average weekly cost per patient for the year past was \$3.32. The term "support," as interpreted by law, includes board, clothing, medical attendance, damages to the property of the hospital, etc. No extra charge is allowed in the bills except as provided in chapter 87, section 45, of the Public Statutes: "No pauper shall be discharged from the State hospital

without suitable clothing, and the trustees may furnish the same at their discretion, together with such sum of money, not exceeding twenty dollars, as they may deem necessary. Such money and the cost of such clothing, the expense of pursuing such lunatics as escape therefrom, and of burial of such as die in the hospital, shall be reimbursed to the trustees by the places of legal settlement of city and town paupers, and by the Commonwealth in the case of State paupers."

The daily average of State and town patients for the past year was 388.49. The charge for board of private patients is not uniform, but varies according to the arrangements made with the parties paying such board. The average price charged for all who were in the hospital Sept. 30, 1891, was \$4.86 per week. The clothing and damages are charged extra. The average weekly pay per capita charged by the hospital for all its patients, State, town and private, in the course of the year, was \$3.54.

The amount of cash assets on hand is \$49,961.42; the liabilities are \$5,789.77. The purchased supplies on hand, including provisions, clothing and fuel, are estimated to cost \$15,408.94, making the working surplus of the hospital \$59,580.59. The amount expended from the regular receipts of the hospital for extraordinary repairs and improvements was \$3,498.79. In addition to this, \$10,822.21 has been expended from the special appropriation of \$30,000 which was made by the last Legislature for enlarging the hospital, and for necessary repairs and improvements, making a total of \$14,321.00 expended within the year. The total amount of appropriations which have been made by the State and expended for the construction, repairs and improvements of the hospital, from the time of the passage of the act authorizing its erection, according to the list furnished by the State treasurer, is \$386,372.21.

The future need of hospital accommodations for the insane in western Massachusetts is a question which can be easily understood when we give the subject consideration. The population of this part of the State is gradually increasing. If the proportion of persons who become insane remains the same,—and it probably will not vary materially,—the

number of patients who will require care and treatment will also increase. Judging of the future by the past, it will increase. The number of yearly admissions is now about double what it was sixteen years ago. In addition to this, a considerable part of the patients admitted each year pass into the chronic or incurable state, requiring care and custody. There is a gradual accumulation of this class; a portion of these remain in the hospital, a portion are cared for in the almshouses, some are placed in families. It is practically certain that the number of acute and chronic insane will increase from year to year. If this hospital is to provide for such an increase, the time is not far distant when increased accommodations will be required. The improvement and enlargement of the building in the present year may be considered as preparatory to such an increase. A new and commodious boiler and engine house, and a new dormitory for employees, are in process of erection. The old boiler and engine house is being changed into a laundry, an improvement which is much needed. The enlargement of the chapel is also contemplated. The changes will make the administrative part of the hospital sufficiently large and effective in case of an increase in the accommodations for patients. Without these changes, any considerable increase in the number of patients would seriously inconvenience the working part of the hospital. The present necessity of the hospital is an improvement in the accommodations for patients already existing. It is specially desirable that an appropriation for this purpose should be made in the coming session of the Legislature. In connection with the improvements, such increase can be made as the means provided will warrant.

#### ACKNOWLEDGMENTS.

Contributions of magazines and papers were made by Mr. S. E. Bridgman, Miss Florence Austin, and others too numerous to mention. Two copies of the "N. E. Staaten Zeitung" and one of the "Christian Register" have been received weekly during the year. Dr. T. W. Meekins gave a series of stereopticon exhibitions during the winter. Mr. Frank's orchestra favored the hospital with music at the weekly dances in the winter season.

## CONCLUSION.

The official staff remains the same as at the last annual report, also the subordinate officers, except the laundress, Mrs. Kate Bartlett having been appointed to that position. The uniform and continued aid of those who are associated with me in the hospital work merits my sincere appreciation and thanks, as well as the useful and unvarying support of your Board.

EDWARD B. NIMS,

*Superintendent.*

## APPENDIX.

\* 2. — *Monthly Admissions, Discharges and Averages.*

MONTHS.	ADMISSIONS.			DISCHARGES.			DEATHS.			DAILY AVERAGE OF PATIENTS IN THE HOUSE.		
	Males.	Females.	Totals.	Males.	Females.	Totals.	Males.	Females.	Totals.	Males.	Females.	Totals.
<b>1890.</b>												
October, . . . . .	14	5	19	4	3	7	1	1	2	246.58	252.935	499.52
November, . . . . .	4	6	10	27	25	52	1	2	3	239.5	236.8	476.3
December, . . . . .	4	1	5	7	11	18	1	1	2	225.74	226.52	452.26
<b>1891.</b>												
January, . . . . .	8	3	11	5	2	7	2	1	3	223.225	220.838	444.06
February, . . . . .	7	5	12	2	3	5	2	1	3	224.14	221.5	445.64
March, . . . . .	4	4	8	2	2	4	2	-	2	226.55	222.87	449.42
April, . . . . .	5	4	9	6	3	9	1	-	1	227.07	223.73	450.8
May, . . . . .	5	5	10	4	5	9	-	1	1	226.709	224.74	451.45
June, . . . . .	7	10	17	8	3	11	1	1	2	225.67	227.1	452.77
July, . . . . .	9	11	20	5	8	13	3	2	5	226.03	228.03	454.06
August, . . . . .	4	4	8	5	3	8	1	-	1	223.74	231.42	455.16
September, . . . . .	11	1	2	6	3	9	4	2	6	221.366	230.266	451.63
Total of cases, . . . . .	82	59	141	81	71	152	19	12	31	-	-	-
Total of persons, . . . . .	81	57	138	81	69	150	19	12	31	-	-	-
Daily average, . . . . .	-	-	-	-	-	-	-	-	-	228.05	228.95	457.

\* For Table No. 1, see beginning of superintendent's report.

3. — *Received on First and Subsequent Admissions.*

NUMBER OF THE ADMISSION.	CASES ADMITTED.			TIMES PREVIOUSLY RECOVERED.		
	Males.	Females.	Totals.	Males.	Females.	Totals.
First, . . . . .	72	46	118	—	—	—
Second, . . . . .	8	10	18	3	—	3
Third, . . . . .	1	3	4	—	2	2
Fifth, . . . . .	1	—	1	3	—	3
Total of cases, . . .	82	59	141	6	2	8
Total of persons, . .	81	57	138	4	1	5

4. — *Relations to Hospitals of Persons admitted.*

HOSPITAL RELATIONS.	Males.	Females.	Totals.
Never before in any hospital for insane, .	66	44	110
Former inmates of this hospital only, .	9	10	19
Former inmates of other hospitals only, .	5	2	7
Former inmates of this and other hospitals,	1	1	2
Total of persons, . . . . .	81	57	138

5. — *Parentage of Persons admitted.*

PLACES OF NATIVITY.	MALES.		FEMALES.		TOTALS.	
	Father.	Mother.	Father.	Mother.	Father.	Mother.
Maine, . . . . .	—	—	2	2	2	2
New Hampshire, . . . . .	1	1	—	—	1	1
Vermont, . . . . .	3	1	1	3	4	4
Massachusetts, . . . . .	28	26	13	13	41	39
Connecticut, . . . . .	2	5	2	2	4	7
New York, . . . . .	3	3	6	4	9	7
Maryland, . . . . .	—	1	—	—	—	1
Virginia, . . . . .	1	—	—	—	1	—
Canada, . . . . .	7	7	1	1	8	8
Nova Scotia, . . . . .	—	1	—	—	—	1
England, . . . . .	7	6	3	2	10	8
Ireland, . . . . .	23	23	24	25	47	48
Scotland, . . . . .	1	1	1	1	2	2
Germany, . . . . .	1	1	3	3	4	4
Armenia, . . . . .	1	1	—	—	1	1
Sweden, . . . . .	1	1	—	—	1	1
Unknown, . . . . .	2	3	1	1	3	4
Totals, . . . . .	81	81	57	57	138	138

6. — *Residence of Persons admitted.*

PLACES.	Males.	Females.	Totals.
Hampshire County, . . . . .	11	7	18
Hampden County, . . . . .	29	30	59
Berkshire County, . . . . .	27	16	43
Franklin County, . . . . .	11	4	15
Worcester County, . . . . .	2	—	2
Bristol County, . . . . .	1	—	1
Totals, . . . . .	81	57	138
Cities or towns,* . . . . .	40	28	68
Country districts, . . . . .	41	29	70
Totals, . . . . .	81	57	138

\* Containing not less than 10,000 inhabitants.

7. — *Civil Condition of Persons admitted.*

NUMBER OF THE ADMISSION.	UNMARRIED.			MARRIED.			WIDOWED.			UNKNOWN.			TOTAL.		
	Ma.	Fe.	Tot.	Ma.	Fe.	Tot.	Ma.	Fe.	Tot.	Ma.	Fe.	Tot.	Ma.	Fe.	Tot.
First, . . .	43	17	60	26	21	47	3	8	11	—	—	—	72	46	118
Second, . . .	4	1	5	3	5	8	—	2	2	—	—	—	7	8	15
Third, . . .	1	1	2	—	2	2	—	—	—	—	—	—	1	3	4
Fifth, . . .	—	—	—	1	—	1	—	—	—	—	—	—	1	—	1
Totals, . . .	48	19	67	30	28	58	3	10	13	—	—	—	81	57	138

8. — *Occupations of Persons admitted.*

MALES.															
Laborers, . . .				23				Cigar manufacturer, . . .					1		
Carpenters, . . .				4				Coppersmith, . . .					1		
Mechanics, . . .				2				Fireman, . . .					1		
Machinist, . . .				1				Bartender, . . .					1		
Painters, . . .				2				Joiner, . . .					1		
Tanner, . . .				1				Liveryman, . . .					1		
Farmers, . . .				10				Cook, . . .					1		
Brick maker, . . .				1				U. S. Cavalry, . . .					1		
Mill operatives, . . .				5				Photographer, . . .					1		
Brakeman, . . .				1				Book-keepers, . . .					2		
Cutler, . . .				1				Shoemakers, . . .					2		
Boiler maker, . . .				1				Policeman, . . .					1		
Barber, . . .				1				Theatrical manager, . . .					1		
Rake maker, . . .				1				Mason, . . .					1		
Weaver, . . .				1				Hotel keeper, . . .					1		
Silk dyer, . . .				1				None, . . .					4		
Teacher, . . .				1											
Tailor, . . .				1				Total, . . .					81		
Clerks, . . .				2											
FEMALES.															
Housekeepers, . . .				5				Music teacher, . . .					1		
Domestics, . . .				10				Mill operatives, . . .					2		
Nurse, . . .				1				Cook, . . .					1		
Needlemaker, . . .				1				Thief, . . .					1		
WIFE OF															
Barber, . . .				1				Insurance agent, . . .					1		
Painter, . . .				2				Railroad employee, . . .					1		
Farmer, . . .				3				Janitor, . . .					1		
Laborer, . . .				4				Railroad conductor, . . .					1		
Merchant, . . .				2				Blacksmith, . . .					1		
Plumber, . . .				1				Truckman, . . .					1		
Florist, . . .				1				None, . . .					8		
Mill operative, . . .				4											
Carpenter, . . .				3				Total, . . .					57		

## 9.—Probable Causes of Disease in Persons admitted.

CAUSES.	PATIENTS ADMITTED.						INSANE.						HABITUAL DRUNKARDS.					
	INSANE.			HABITUAL DRUNKARDS.			VOLUNTARY PATIENTS.			PREVIOUS AT-TACKS.			HEREDITARY PREDISPOSITION.			PREVIOUS AT-TACKS.		
	Males.	Females.	Totals.	Males.	Females.	Totals.	Males.	Females.	Totals.	Males.	Females.	Totals.	Males.	Females.	Totals.	Males.	Females.	Totals.
1.—PHYSICAL—																		
Congenital, . . . . .	2	1	3	1	1	2	1	1	2	1	1	2	1	1	2	1	1	2
Ill health, . . . . .	6	10	16	1	1	2	1	1	2	1	1	2	1	1	2	1	1	2
Ill health and overwork, . . . . .	4	4	8	1	1	2	1	1	2	1	1	2	1	1	2	1	1	2
Epilepsy, . . . . .	14	3	17	1	1	2	1	1	2	1	1	2	1	1	2	1	1	2
Heredity, . . . . .	1	1	2	1	1	2	1	1	2	1	1	2	1	1	2	1	1	2
Overheating, . . . . .	1	1	2	1	1	2	1	1	2	1	1	2	1	1	2	1	1	2
Sunstroke, . . . . .	1	1	2	1	1	2	1	1	2	1	1	2	1	1	2	1	1	2
Apoplexy, . . . . .	6	1	7	1	1	2	1	1	2	1	1	2	1	1	2	1	1	2
Masturbation, . . . . .	1	1	2	1	1	2	1	1	2	1	1	2	1	1	2	1	1	2
Overwork, . . . . .	1	1	2	1	1	2	1	1	2	1	1	2	1	1	2	1	1	2
Injury, . . . . .	1	1	2	1	1	2	1	1	2	1	1	2	1	1	2	1	1	2
Menopause, . . . . .	1	1	2	1	1	2	1	1	2	1	1	2	1	1	2	1	1	2
Childbirth, . . . . .	1	1	2	1	1	2	1	1	2	1	1	2	1	1	2	1	1	2
Opium habit, . . . . .	17	4	21	2	1	3	1	1	2	1	1	2	1	1	2	1	1	2
Intemperance, . . . . .	1	1	2	1	1	2	1	1	2	1	1	2	1	1	2	1	1	2
Dissipation, . . . . .	1	1	2	1	1	2	1	1	2	1	1	2	1	1	2	1	1	2
Dipsomania, . . . . .	1	1	2	1	1	2	1	1	2	1	1	2	1	1	2	1	1	2
Old age, . . . . .	6	1	7	1	1	2	1	1	2	1	1	2	1	1	2	1	1	2
2.—MENTAL—																		
Domestic trouble, . . . . .	1	2	3	1	1	2	1	1	2	1	1	2	1	1	2	1	1	2
Grief, . . . . .	1	2	3	1	1	2	1	1	2	1	1	2	1	1	2	1	1	2
Fright, . . . . .	1	1	2	1	1	2	1	1	2	1	1	2	1	1	2	1	1	2
Worry, . . . . .	1	1	2	1	1	2	1	1	2	1	1	2	1	1	2	1	1	2
Not insane, . . . . .	15	24	39	1	1	2	1	1	2	1	1	2	1	1	2	1	1	2
Unknown, . . . . .	1	1	2	1	1	2	1	1	2	1	1	2	1	1	2	1	1	2
Totals, . . . . .	77	57	134	3	1	4	1	1	2	2	2	4	27	7	34	1	1	2

10. — *Record of Cases admitted within the Year.*

PATIENTS.	INSANE.			HABITUAL DRUNKARDS.			VOLUNTARY PATIENTS.			AGGREGATE.		
	Males.	Females.	Totals.	Males.	Females.	Totals.	Males.	Females.	Totals.	Males.	Females.	Totals.
Admitted, . . . . .	78	59	137	3	—	3	1	—	1	82	59	141
Discharged recovered, . . . . .	16	6	22	1	—	1	—	—	—	17	6	23
much improved, . . . . .	5	2	7	—	—	—	—	—	—	5	2	7
improved, . . . . .	7	2	9	1	—	1	—	—	—	8	2	10
not improved, . . . . .	4	7	11	1	—	1	—	—	—	5	7	12
not insane, . . . . .	—	—	—	—	—	—	—	—	—	—	—	—
Died, . . . . .	6	4	10	—	—	—	—	—	—	6	4	10
Remaining Sept 30, 1891, . . . . .	43	38	81	—	—	—	1	—	1	44	38	82
Number likely to recover or improve, . . . . .	16	15	31	—	—	—	1	—	1	17	15	32

11. — *Ages of Insane at First Attack, Admission and Death.*

AGES.	PERSONS FIRST ADMITTED TO ANY HOSPITAL.						PERSONS DIED.					
	At First Attack.			When admitted.			At First Attack.			At Time of Death.		
	Ma.	Fe.	Tot.	Ma.	Fe.	Tot.	Ma.	Fe.	Tot.	Ma.	Fe.	Tot.
Congenital, . . .	-	-	-	-	-	-	-	-	-	-	-	-
15 years and less, .	3	1	4	-	-	-	-	-	-	-	-	-
From 15 to 20 years,	2	2	4	4	2	6	2	-	2	-	-	-
20 to 25 years,	7	2	9	9	2	11	-	1	1	2	1	3
25 to 30 years,	3	5	8	6	3	9	1	-	1	-	-	-
30 to 35 years,	5	8	13	11	6	17	3	2	5	2	-	2
35 to 40 years,	3	2	5	6	4	10	-	-	-	-	1	1
40 to 50 years,	8	6	14	11	13	24	3	5	8	5	2	7
50 to 60 years,	4	4	8	4	5	9	1	-	1	4	3	7
60 to 70 years,	5	5	10	6	5	11	1	1	2	3	2	5
70 to 80 years,	5	2	7	5	4	9	-	1	1	1	2	3
Over 80 years, . .	-	-	-	3	-	3	1	-	1	2	1	3
Unknown, . . .	20	7	27	-	-	-	7	2	9	-	-	-
Not insane, . . .	1	-	1	1	-	1	-	-	-	-	-	-
Total of persons,	66	44	110	66	44	110	19	12	31	19	12	31
Mean ages, . . .	39.39	40.16	29.95	41.85	43.77	42.37	40.17	44.70	42.23	52.63	56.41	54.10

12. — *Reported Duration of Disease before Last Admission.*

PREVIOUS DURATION.	FIRST ADMISSION TO ANY HOSPITAL.			ALL OTHER AD- MISSIONS.			TOTALS.		
	Ma.	Fe.	Tot.	Ma.	Fe.	Tot.	Ma.	Fe.	Tot.
Congenital, . . . . .	-	-	-	-	-	-	-	-	-
Under 1 month, . . . . .	11	8	19	2	-	2	13	8	21
From 1 to 3 months, . . . . .	8	9	17	1	2	3	9	11	20
3 to 6 months, . . . . .	4	7	11	1	1	2	5	8	13
6 to 12 months, . . . . .	5	2	7	3	-	3	8	2	10
1 to 2 years, . . . . .	3	3	6	2	1	3	5	4	9
2 to 5 years, . . . . .	6	5	11	1	4	5	7	9	16
5 to 10 years, . . . . .	3	2	5	2	2	4	5	4	9
10 to 12 years, . . . . .	4	1	5	-	2	2	4	3	7
Over 20 years, . . . . .	3	2	5	1	-	1	4	2	6
Unknown, . . . . .	18	5	23	3	3	6	21	8	29
Not insane, . . . . .	1	-	1	-	-	-	1	-	1
Total of cases, . . . . .	66	44	110	16	15	31	82	59	141
Total of persons, . . . . .	66	44	110	15	13	28	81	57	138
Average in years, . . . . .	$3\frac{1}{2}$	$2\frac{1}{3}$	$3\frac{1}{3}$	$3\frac{1}{4}$	$3\frac{4}{5}$	$3\frac{1}{2}$	$3\frac{2}{3}$	$2\frac{4}{5}$	$3\frac{1}{6}$

## 13.—Form of Mental Disease in Cases admitted or discharged, with Condition on Discharge.

FORM OF DISEASE.	CASES ADMITTED.			CASES DISCHARGED.												AGGREGATE.		
	Males.	Females.	Totals.	RECOVERED.			MUCH IMPROVED.			IMPROVED.			NOT IMPROVED.			Males.	Females.	Totals.
				Males.	Females.	Totals.	Males.	Females.	Totals.	Males.	Females.	Totals.	Males.	Females.	Totals.			
A.—Insane—																		
Epilepsy, . . . . .	7	4	11	—	—	—	—	—	—	1	—	1	6	3	9	9	4	13
General paralysis, . . . . .	6	—	6	2	9	11	1	—	1	1	—	1	2	1	3	4	1	5
Mania, acute, . . . . .	7	14	21	2	—	2	2	—	2	2	—	2	2	1	3	7	13	20
Mania, chronic, . . . . .	7	7	14	2	—	2	2	—	2	8	—	17	6	4	9	24	17	41
Mania, recurrent, . . . . .	1	—	1	1	—	1	—	—	—	1	—	—	—	—	—	2	1	3
Mania, senile, . . . . .	1	2	3	—	—	—	—	—	—	—	—	—	—	—	—	1	1	2
Mania, puerperal, . . . . .	—	—	—	—	—	—	—	—	—	—	—	—	—	—	—	—	—	—
Mania, <i>a potu</i> , . . . . .	2	—	2	—	—	—	—	—	—	—	—	—	—	—	—	—	—	—
Mania, toxic, . . . . .	11	—	11	7	—	7	—	—	—	1	—	1	1	—	2	3	1	3
Melancholia, . . . . .	1	1	2	—	—	—	—	—	—	—	—	—	—	—	—	—	—	—
Melancholia, acute, . . . . .	15	11	26	7	4	11	2	1	3	4	2	6	—	—	—	14	10	24
Melancholia, chronic, . . . . .	5	5	10	3	1	4	1	3	4	1	3	4	—	—	—	6	10	16
Melancholia, senile, . . . . .	1	2	3	—	—	—	—	—	—	—	—	—	—	—	—	—	—	—
Melancholia, recurrent, . . . . .	1	—	1	1	—	1	—	—	—	—	—	—	—	—	—	1	—	1
Melancholia, puerperal, . . . . .	—	—	—	—	—	—	—	—	—	—	—	—	—	—	—	—	—	—
Dementia, . . . . .	—	3	3	—	—	—	—	—	—	—	—	—	—	—	—	—	—	—
Dementia, acute, . . . . .	—	1	1	—	—	—	—	—	—	—	—	—	—	—	—	—	—	—
Dementia, primary, . . . . .	1	1	2	1	—	1	1	—	1	—	—	—	—	—	—	—	—	—
Dementia, secondary, . . . . .	3	3	6	—	—	—	—	—	—	2	—	2	1	—	3	3	2	5
Dementia, senile, . . . . .	4	—	4	—	—	—	—	—	—	2	—	2	1	—	3	4	12	16
Dementia, organic, . . . . .	1	—	1	—	—	—	—	—	—	—	—	—	—	—	—	4	1	5
Delusional, . . . . .	2	3	5	—	—	—	—	—	—	2	—	2	—	—	4	1	6	7
Congenital mental deficiency, . . . . .	1	1	2	—	—	—	—	—	—	—	—	—	—	—	—	2	1	3
Opium habit, . . . . .	1	—	1	1	—	1	—	—	—	—	—	—	—	—	—	—	—	—
Alcoholism, . . . . .	—	—	—	—	—	—	—	—	—	—	—	—	—	—	—	—	—	—
Dipsomania, . . . . .	3	—	3	1	—	1	—	—	—	—	—	—	—	—	—	1	—	1
Habitual drunkards, . . . . .	—	—	—	—	—	—	—	—	—	—	—	—	—	—	—	—	—	—
Voluntary patients, . . . . .	1	—	1	—	—	—	—	—	—	—	—	—	—	—	—	3	—	3
Total of cases, . . . . .	82	59	141	29	15	45	7	7	14	27	26	53	18	22	40	100	83	183
Total of persons, . . . . .	81	57	138	29	15	44	7	6	13	27	26	53	18	22	40	100	81	181

14. — Discharges, classified by Admission and Result.

NUMBER OF THE ADMISSION.	RECOVERED.			MUCH IMPROVED.			IMPROVED.			NOT IMPROVED.			DIED.			NOT INSANE.			TOTALS.		
	Males.	Females.	Totals.	Males.	Females.	Totals.	Males.	Females.	Totals.	Males.	Females.	Totals.	Males.	Females.	Totals.	Males.	Females.	Totals.	Males.	Females.	Totals.
First, . . .	26	15	41	5	3	8	23	16	39	17	15	32	18	11	29	1	1	2	89	60	149
Second, . . .	2	1	3	2	4	6	4	8	12	—	5	5	1	1	2	1	1	2	9	19	28
Third, . . .	—	—	—	—	—	—	—	—	—	1	2	3	—	—	—	1	2	3	1	2	3
Fourth, . . .	1	—	1	—	—	—	—	1	1	—	—	—	—	—	—	1	1	2	1	1	2
Ninth, . . .	—	—	—	—	—	—	—	1	1	—	—	—	—	—	—	—	1	1	—	1	1
Total of cases, .	29	16	45	7	7	14	27	26	53	18	22	40	19	12	31	—	—	—	100	83	183
Total of persons, .	29	15	43	7	6	13	27	26	53	18	22	40	19	12	31	—	—	—	100	81	181



## 16. — Recoveries, classified by Duration of Disease and of Treatment.

PERIOD.	LAST ATTACK.			ALL ATTACKS.		
	DURATION BEFORE ADMISSION.			WHOLE KNOWN PERIOD OF MENTAL DISEASE.		
	Males.	Females.	Totals.	Males.	Females.	Totals.
A. — Insane —						
Congenital, . . . . .	—	—	—	—	—	—
Under 1 month, . . . . .	8	4	12	2	1	3
From 1 to 3 months, . . . . .	3	5	8	11	4	15
3 to 6 months, . . . . .	2	2	4	7	5	12
6 to 12 months, . . . . .	3	2	5	5	4	9
1 to 2 years, . . . . .	1	2	3	3	1	4
2 to 5 years, . . . . .	3	—	3	—	1	1
5 to 10 years, . . . . .	2	—	2	—	—	—
10 to 20 years, . . . . .	1	—	1	—	—	—
Over 20 years, . . . . .	—	—	—	—	—	—
Unknown, . . . . .	5	1	6	5	1	6
Totals, . . . . .	28	16	44	28	16	44
Average of known cases (in months),	23 $\frac{7}{12}$	4 $\frac{1}{2}$	16 $\frac{7}{8}$	29 $\frac{1}{12}$	11 $\frac{1}{12}$	22 $\frac{1}{3}$
B. — Habitual drunkards —						
From 3 to 6 months, . . . . .	—	—	—	—	—	—
From 10 to 20 years, . . . . .	1	—	1	1	—	1
Totals, . . . . .	1	—	1	1	—	1
Average of known cases (in months),	23 $\frac{7}{12}$	4 $\frac{1}{2}$	16 $\frac{7}{8}$	29 $\frac{1}{12}$	11 $\frac{1}{12}$	22 $\frac{1}{3}$
B. — Habitual drunkards —						
From 3 to 6 months, . . . . .	—	—	—	—	—	—
From 10 to 20 years, . . . . .	1	—	1	1	—	1
Totals, . . . . .	1	—	1	1	—	1
Average of known cases (in months),	23 $\frac{7}{12}$	4 $\frac{1}{2}$	16 $\frac{7}{8}$	29 $\frac{1}{12}$	11 $\frac{1}{12}$	22 $\frac{1}{3}$

\* Whether in this or other institutions.



18. — *Annual Admissions since the Opening of the Hospital, with the Discharges and Deaths within the Official Year, and the Number of Each Year's Admissions remaining Sept. 30, 1891.*

YEARS ENDING SEPT. 30.		NEW CASES (FIRST ADMISSION).																																																																																																																																																																																																																																																																																																																																																																																																																																																																																																																																																																																																																																																																																																																																																																																																																																																																																																																																																																																																																																																																																																																																																																																																																																																																																																																																	
		ADMITTED.			DISCHARGED AND DIED IN 1890-91.																																																																																																																																																																																																																																																																																																																																																																																																																																																																																																																																																																																																																																																																																																																																																																																																																																																																																																																																																																																																																																																																																																																																																																																																																																																																																																																														
		Males.	Females.	Totals.	RECOVERED.			MUCH IMPROVED.			IMPROVED.			NOT IMPROVED.			DIED.																																																																																																																																																																																																																																																																																																																																																																																																																																																																																																																																																																																																																																																																																																																																																																																																																																																																																																																																																																																																																																																																																																																																																																																																																																																																																																																		
					Males.	Females.	Totals.	Males.	Females.	Totals.	Males.	Females.	Totals.	Males.	Females.	Totals.	Males.	Females.	Totals.																																																																																																																																																																																																																																																																																																																																																																																																																																																																																																																																																																																																																																																																																																																																																																																																																																																																																																																																																																																																																																																																																																																																																																																																																																																																																																																
1858,—2 months,	.	99	129	228																																																																																																																																																																																																																																																																																																																																																																																																																																																																																																																																																																																																																																																																																																																																																																																																																																																																																																																																																																																																																																																																																																																																																																																																																																																																																																																															

1874-75,	.	.	.	61	62	123	26	15	41	5	3	8	23	16	39	17	15	32	18	11	29
1875-76,	.	.	.	63	63	126															
1876-77,	.	.	.	55	55	110															
1877-78,	.	.	.	31	24	55															
1878-79,	.	.	.	49	34	83															
1879-80,	.	.	.	50	47	97															
1880-81,	.	.	.	48	49	97															
1881-82,	.	.	.	50	52	102															
1882-83,	.	.	.	65	52	117															
1883-84,	.	.	.	37	58	95															
1884-85,	.	.	.	53	46	99															
1885-86,	.	.	.	63	73	136															
1886-87,	.	.	.	58	61	119															
1887-88,	.	.	.	62	60	122															
1888-89,	.	.	.	78	35	113															
1889-90,	.	.	.	75	59	134															
1890-91,	.	.	.	72	46	118															
Totals, .	.	.	.	2,096	2,043	4,139	26	15	41	5	3	8	23	16	39	17	15	32	18	11	29

18.—*Annual Admissions, etc.* — Concluded.

[illegible]

1876-77,	.	13	16	29	-	-	-	-	-	-	-	-	-	-	-	-	-	-	-	-	9	6	15
1877-78,	.	9	12	21	-	-	-	-	-	-	-	-	-	-	-	-	-	-	-	-	1	3	4
1878-79,	.	14	9	23	-	-	-	-	-	-	-	-	-	-	-	-	-	-	-	-	3	3	6
1879-80,	.	9	11	20	-	-	-	-	-	-	-	-	-	-	-	-	-	-	-	-	5	6	11
1880-81,	.	9	17	26	-	-	-	-	-	-	-	-	-	-	-	-	-	-	-	-	7	5	12
1881-82,	.	12	10	22	-	-	-	-	-	-	-	-	-	-	-	-	-	-	-	-	6	10	16
1882-83,	.	13	17	30	-	-	-	-	-	-	-	-	-	-	-	-	-	-	-	-	5	12	17
1883-84,	.	24	17	41	-	-	-	-	-	-	-	-	-	-	-	-	-	-	-	-	9	10	19
1884-85,	.	13	24	37	-	-	-	-	-	-	-	-	-	-	-	-	-	-	-	-	9	10	19
1885-86,	.	22	25	47	-	-	-	-	-	-	-	-	-	-	-	-	-	-	-	-	13	16	29
1886-87,	.	14	15	29	-	-	-	-	-	-	-	-	-	-	-	-	-	-	-	-	5	1	6
1887-88,	.	25	19	44	-	-	-	-	-	-	-	-	-	-	-	-	-	-	-	-	23	30	53
1888-89,	.	20	22	42	-	-	-	-	-	-	-	-	-	-	-	-	-	-	-	-	19	14	33
1889-90,	.	16	20	36	-	-	-	-	-	-	-	-	-	-	-	-	-	-	-	-	24	27	51
1890-91,	.	10	13	23	-	-	-	-	-	-	-	-	-	-	-	-	-	-	-	-	45	38	83
Totals,	.	459	444	903	3	1	4	2	4	6	4	10	14	1	7	8	1	1	2	225	228	453	



[illegible]

*20. — Showing the Results of First Admissions.*

	Males.	Females.	Totals.	Males.	Females.	Totals.
Number of persons on first admission, . . . . .	—	—	—	2,096	2,043	4,139
Discharged recovered, . . . . .	484	414	898	—	—	—
improved, . . . . .	563	631	1,194	—	—	—
unimproved, . . . . .	404	400	804	—	—	—
not insane, . . . . .	15	13	28	—	—	—
Died, . . . . .	467	422	889	—	—	—
Remaining in the hospital Sept 30, 1891, . . . . .	163	163	326	2,096	2,043	4,139

*Showing the Results of Readmissions.*

Readmitted, . . . . .	—	—	—	459	444	903
Discharged recovered, . . . . .	115	121	236	—	—	—
improved, . . . . .	135	133	268	—	—	—
unimproved, . . . . .	74	78	152	—	—	—
not insane, . . . . .	2	2	4	—	—	—
Died, . . . . .	71	45	116	—	—	—
Remaining in the hospital Sept 30, 1891, . . . . .	62	65	127	459	444	903

*Showing the Results of Second Admissions.*

Second admissions, . . . . .	—	—	—	326	306	632
Discharged recovered, . . . . .	82	66	148	—	—	—
improved, . . . . .	84	93	177	—	—	—
unimproved, . . . . .	57	57	114	—	—	—
not insane, . . . . .	1	2	3	—	—	—
Died, . . . . .	57	38	95	—	—	—
Remaining in the hospital Sept. 30, 1891, . . . . .	45	50	95	326	306	632

*Showing the Results of Third Admissions.*

Third admissions, . . . . .	—	—	—	81	65	146
Discharged recovered, . . . . .	17	24	41	—	—	—
improved, . . . . .	28	18	46	—	—	—
unimproved, . . . . .	13	11	24	—	—	—
not insane, . . . . .	1	—	1	—	—	—
Died, . . . . .	11	4	15	—	—	—
Remaining in the hospital Sept. 30, 1891, . . . . .	11	8	19	81	65	146

*Showing the Results of Fourth Admissions.*

	Males.	Females.	Totals.	Males.	Females.	Totals.
Fourth admissions, . . .	—	—	—	22	31	53
Discharged recovered, . . .	8	8	16	—	—	—
improved, . . .	7	12	19	—	—	—
unimproved, . . .	2	4	6	—	—	—
Died, . . . . .	2	2	4	—	—	—
Remaining in the hospital Sept. 30, 1891, . . . .	3	5	8	22	31	53

*Showing the Results of Fifth Admissions.*

Fifth admissions, . . . .	—	—	—	11	14	25
Discharged recovered, . . .	4	7	11	—	—	—
improved, . . .	4	4	8	—	—	—
unimproved, . . .	—	2	2	—	—	—
Died, . . . . .	1	—	1	—	—	—
Remaining in the hospital Sept. 30, 1891, . . . .	2	1	3	11	14	25

*Showing the Results of Sixth Admissions.*

Sixth admissions, . . . .	—	—	—	7	10	17
Discharged recovered, . . .	2	5	7	—	—	—
improved, . . .	3	3	6	—	—	—
unimproved, . . .	2	2	4	7	10	17

*Showing the Results of Seventh Admissions.*

Seventh admissions, . . . .	—	—	—	3	5	8
Discharged recovered, . . .	1	3	4	—	—	—
improved, . . .	2	—	2	—	—	—
unimproved, . . .	—	1	1	—	—	—
Died, . . . . .	—	1	1	3	5	8

*Showing the Results of Eighth Admissions.*

Eighth admissions, . . . .	—	—	—	2	3	5
Discharged recovered, . . .	1	2	3	—	—	—
improved, . . .	1	—	1	—	—	—
unimproved, . . .	—	1	1	2	3	5

*Showing the Results of Ninth Admissions.*

	Males.	Females.	Totals.	Males.	Females.	Totals.
Ninth admissions, . . .	-	-	-	1	2	3
Discharged recovered, . . .	-	1	1	-	-	-
improved, . . .	1	1	2	-	-	-
Remaining in the hospital Sept. 30, 1891, . . .	-	-	-	1	2	3

*Showing the Results of Tenth Admissions.*

Tenth admissions, . . .	-	-	-	1	1	2
Discharged recovered, . . .	-	1	1	-	-	-
improved, . . .	1	-	1	1	1	2

*Showing the Results of Eleventh Admissions.*

Eleventh admissions, . . .	-	-	-	1	1	2
Discharged recovered, . . .	-	1	1	-	-	-
improved, . . .	1	-	1	1	1	2

*Showing the Results of Twelfth Admissions.*

Twelfth admissions, . . .	-	-	-	1	1	2
Discharged recovered, . . .	-	1	1	-	-	-
improved, . . .	1	-	1	1	1	2

*Showing the Results of Thirteenth Admissions.*

Thirteenth admissions, . . .	-	-	-	1	1	2
Discharged recovered, . . .	-	1	1	-	-	-
improved, . . .	1	-	1	1	1	2

*Showing the Results of Fourteenth Admissions.*

Fourteenth admissions, . . .	-	-	-	1	1	2
Discharged recovered, . . .	-	1	1	-	-	-
improved, . . .	1	-	1	1	1	2

*Showing the Results of Fifteenth Admissions.*

	Males.	Females.	Totals.	Males.	Females.	Totals.
Fifteenth admissions, . . .	-	-	-	1	1	2
Discharged improved, . . .	-	1	1	-	-	-
Remaining in the hospital Sept. 30, 1891, . . . .	1	-	1	1	1	2

*Showing the Results of Sixteenth Admissions.*

Sixteenth admissions, . . .	-	-	-	-	1	1
Discharged improved, . . .	-	1	1	-	1	1

*Showing the Results of Seventeenth Admissions.*

Seventeenth admissions, . . .	-	-	-	-	1	1
Remaining in the hospital Sept. 30, 1891, . . . .	-	1	1	-	1	1

21. — *Classed Average of Patients.*

OFFICIAL YEAR.	State Patients.	Town Patients.	Private Patients.	Totals.
<i>Monthly Average.</i>				
1864-65, . . . .	225.10	48.16	69.83	343.25
1865-66, . . . .	252.16	50.58	75.58	378.33
<i>Weekly Average.</i>				
1866-67, . . . .	261.96	49.46	89.75	401.17
1867-68, . . . .	262.65	47.92	103.06	413.63
1868-69, . . . .	248.52	54.98	101.46	404.96
1869-70, . . . .	236.19	65.04	107.23	408.46
1870-71, . . . .	234.10	77.07	118.38	429.55
1871-72, . . . .	226.96	89.57	112.27	428.80
1872-73, . . . .	248.02	99.23	90.00	437.25
1873-74, . . . .	284.48	102.88	82.06	469.42
1874-75, . . . .	274.35	128.34	72.46	475.15
1875-76, . . . .	259.19	146.02	68.94	474.15
1876-77, . . . .	254.84	161.58	60.02	476.44
1877-78, . . . .	211.90	175.71	54.75	442.36
1878-79, . . . .	200.34	182.29	54.23	436.86
1879-80, . . . .	197.03	198.01	54.46	450.50
1880-81, . . . .	180.82	214.15	57.19	452.15
1881-82, . . . .	166.84	238.25	56.52	461.61
1882-83, . . . .	161.62	247.63	57.58	466.83
1883-84, . . . .	155.10	251.23	56.06	462.39
1884-85, . . . .	154.44	261.58	59.82	475.84
1885-86, . . . .	140.23	270.52	63.61	474.36
1886-87, . . . .	122.78	289.38	66.00	478.16
1887-88, . . . .	112.17	294.01	64.01	470.19
1888-89, . . . .	104.67	303.01	61.31	468.99
1889-90, . . . .	96.86	311.17	62.07	470.10
<i>Daily Average.</i>				
1890-91, . . . .	90.71	297.78	68.51	457.00

22. — *Monthly Consumption of Gas.*

MONTHS.	Cubic Feet.	Daily Average.
<b>1890.</b>		
October, . . . . .	41,600	1,341.94
November, . . . . .	60,700	2,023.33
December, . . . . .	74,300	2,396.77
<b>1891.</b>		
January, . . . . .	73,600	2,374.19
February, . . . . .	57,200	2,042.85
March, . . . . .	51,900	1,674.19
April, . . . . .	40,100	1,336.66
May, . . . . .	28,100	906.45
June, . . . . .	21,600	720.00
July, . . . . .	20,300	654.84
August, . . . . .	27,200	877.42
September, . . . . .	37,800	1,260.00
Totals, . . . . .	534,400	17,608.64

## 23. — Supplies for the Several Departments for the Year 1890-91.

	Sheets.	Pillow Cases.	Bed Spreads.	Blankets.	Bed Ticks.	Pillow Ticks.	Towels.	Curtains.	Wash Bowls.	Ewers.	Chamber.	Mirrors.	Hair Brushes.	Combs.	Carpet Strips.	Plates.	Cups.	Saucers.	Tumblers.	Mugs.	Bowls.	Pitchers.	Knives.	Forks.
<i>Men's Department.</i>																								
Upper 1st Hall, . . . . .	18	16	6	1	3	1	12	4	1	2	12	1	1	2	3	15	6	6	32	1	6	6	3	1
2d Hall, . . . . .	36	24	6	6	3	1	6	6	1	1	12	1	2	4	3	6	6	18	12	18	6	6	3	1
3d and 4th Halls, . . . . .	30	18	2	6	4	1	10	3	1	1	4	1	2	3	6	6	24	36	1	18	6	3	3	1
Middle 1st Hall, . . . . .	30	30	6	6	4	1	10	3	1	1	4	1	2	3	6	12	18	18	1	1	6	1	3	1
2d Hall, . . . . .	12	24	6	6	1	1	6	1	1	1	22	1	1	4	6	6	12	1	1	1	15	4	4	8
3d and 4th Halls, . . . . .	36	24	6	16	2	1	1	5	1	1	2	1	2	6	1	6	6	36	1	1	4	6	12	1
Lower 1st Hall, . . . . .	36	24	1	12	1	1	6	1	1	1	18	2	1	3	16	15	12	18	1	1	2	4	1	1
2d Hall, . . . . .	24	36	1	12	1	1	1	3	1	1	8	1	1	1	1	1	6	1	1	1	1	4	1	1
3d and 4th Halls, . . . . .	1	1	1	1	1	1	1	1	1	1	1	1	1	1	1	1	1	1	1	1	1	1	1	1
<i>Women's Department.</i>																								
Upper 1st Hall, . . . . .	16	4	8	4	1	1	42	6	1	2	6	1	1	2	2	36	18	18	18	1	6	6	1	1
2d Hall, . . . . .	40	44	12	1	5	1	48	4	1	2	12	1	1	4	2	12	24	36	18	1	1	3	1	1
3d Hall, . . . . .	12	12	12	1	1	1	27	6	1	1	12	1	1	21	2	1	18	6	1	18	1	3	1	1
4th Hall, . . . . .	24	12	2	5	1	1	18	1	1	1	3	1	1	8	5	24	18	24	1	1	6	3	1	1
Middle 1st Hall, . . . . .	24	12	2	2	2	1	36	1	1	1	12	1	1	26	9	1	18	24	1	6	19	3	1	1
2d Hall, . . . . .	12	12	1	2	2	1	24	1	4	2	7	1	1	32	7	1	18	24	1	1	1	3	1	1
3d Hall, . . . . .	36	24	1	7	2	1	12	1	1	1	12	1	1	9	1	1	6	6	12	18	1	3	1	1
4th Hall, . . . . .	12	12	18	1	4	1	36	1	1	1	9	1	1	19	1	1	6	6	12	1	1	3	1	1
Lower 1st Hall, . . . . .	12	12	6	12	1	1	12	6	1	18	9	1	1	19	9	1	18	18	6	1	6	1	1	1
2d Hall, . . . . .	60	12	6	12	8	1	12	6	1	1	12	1	1	9	4	6	1	18	6	1	6	1	1	1
3d Hall, . . . . .	48	48	12	1	2	1	36	6	1	1	6	1	1	10	4	6	1	24	6	1	1	4	1	1
4th Hall, . . . . .	52	24	10	1	2	1	54	10	1	1	4	1	1	2	4	188	54	42	72	1	15	5	1	1
Kitchen, . . . . .	12	32	3	1	1	1	26	1	2	2	4	1	1	1	2	1	1	1	2	1	1	1	1	1
Rear, . . . . .	8	12	1	1	1	1	25	1	1	1	1	1	1	1	1	1	1	1	1	1	1	1	1	1
Centre, . . . . .	1	1	1	1	1	1	1	1	1	1	1	1	1	1	1	1	1	1	1	1	1	1	1	1
Aggregates, . . . . .	580	444	85	73	37	46	454	65	10	32	185	5	10	188	79	366	252	336	190	61	100	55	55	42

23. — Supplies for the Several Departments for the Year 1890-91 — Concluded.

	Spoons.	Table Spreads.	Napkins.	Tin Plates.	Tin Cups.	Iron Spoons.	Dish Towels.	Rollers.	Wash Basins.	Brooms.	Soap, Pounds.	Whisks.	Dust Brushes.	Scrub Brushes.	Dust Pans.	Mops.	Pails.	Spittoons.	Blacking.	Shoe Brushes.	Spools Thread.	Papers Needles.	Papers Pins.	Clothes Bags.
<i>Men's Department.</i>																								
Upper 1st Hall, . . . . .	1	3	24	1	1	1	6	18	1	12	58	6	1	4	1	1	1	1	1	15	1	5	1	1
2d Hall, . . . . .	1	1	6	1	1	1	6	24	1	11	60	3	1	1	1	1	1	1	1	9	1	1	1	1
3d and 4th Halls, . . . . .	24	1	1	1	1	1	12	24	1	31	82	2	1	1	1	1	1	1	1	10	1	1	1	1
Middle 1st Hall, . . . . .	12	1	1	1	1	1	12	18	1	13	50	2	1	1	1	1	1	1	1	7	1	1	1	1
2d Hall, . . . . .	12	1	1	1	1	1	12	24	1	22	86	4	1	1	1	1	1	1	1	12	1	1	1	1
3d and 4th Halls, . . . . .	30	1	1	1	1	1	24	24	1	21	82	4	1	1	1	1	1	1	1	10	1	1	1	1
Lower 1st Hall, . . . . .	42	1	1	1	1	1	12	12	1	1	16	1	1	1	1	1	1	1	1	4	1	1	1	1
2d Hall, . . . . .	6	1	1	1	1	1	18	12	1	20	44	1	1	1	1	1	1	1	1	6	1	1	1	1
3d and 4th Halls, . . . . .	1	1	1	1	1	1	1	6	1	13	68	1	1	1	1	1	1	1	1	6	1	1	1	1
<i>Women's Department.</i>																								
Upper 1st Hall, . . . . .	1	2	1	1	1	1	12	6	1	7	50	2	1	1	1	1	1	1	1	1	1	1	1	1
2d Hall, . . . . .	1	1	1	1	1	1	12	18	1	26	74	1	1	1	1	1	1	1	1	1	1	1	1	1
3d Hall, . . . . .	1	1	1	1	1	1	1	1	1	5	38	1	1	1	1	1	1	1	1	1	1	1	1	1
4th Hall, . . . . .	1	1	1	1	1	1	1	1	1	4	60	1	1	1	1	1	1	1	1	1	1	1	1	1
Middle 1st Hall, . . . . .	1	1	1	1	1	1	12	1	1	17	60	1	1	1	1	1	1	1	1	1	1	1	1	1
2d Hall, . . . . .	12	1	1	1	1	1	12	1	1	17	86	1	1	1	1	1	1	1	1	1	1	1	1	1
3d Hall, . . . . .	1	1	1	1	1	1	1	1	1	16	64	1	1	1	1	1	1	1	1	1	1	1	1	1
4th Hall, . . . . .	1	2	1	1	1	1	12	1	1	13	58	1	1	1	1	1	1	1	1	1	1	1	1	1
Lower 1st Hall, . . . . .	12	1	1	1	1	1	12	1	1	21	70	1	1	1	1	1	1	1	1	1	1	1	1	1
2d Hall, . . . . .	12	1	1	1	1	1	1	1	1	18	46	1	1	1	1	1	1	1	1	1	1	1	1	1
3d Hall, . . . . .	1	1	1	1	1	1	1	1	1	8	36	1	1	1	1	1	1	1	1	1	1	1	1	1
4th Hall, . . . . .	1	1	1	1	1	1	30	18	1	56	60	1	1	1	1	1	1	1	1	1	1	1	1	1
Kitchen, . . . . .	1	1	1	1	1	1	36	1	1	78	138	4	1	1	1	1	1	1	1	1	1	1	1	1
Rear, . . . . .	1	1	1	1	1	1	1	1	1	7	90	3	1	1	1	1	1	1	1	1	1	1	1	1
Centre, . . . . .	1	1	1	1	1	1	1	1	1	1	1	1	1	1	1	1	1	1	1	1	1	1	1	1
Aggregates, . . . . .	150	15	30	42	48	60	204	204	5	446	1,550	33	40	35	18	43	42	6	86	14	175	20	146	22

24. — *Days' Work by Patients.*

MONTHS.	FARM.	KITCHEN.			SEWING-ROOM.	LAUNDRY.		
	Men.	Men.	Women.	Totals.	Women.	Men.	Women.	Totals.
<b>1890.</b>								
October, .	810	124	222	346	273	25	404	429
November, .	641	120	177	297	239	27	343	370
December, .	575	124	169	293	237	22	346	368
<b>1891.</b>								
January, .	596	124	180	304	227	24	334	358
February, .	500	112	165	277	208	40	309	349
March, .	523	124	185	309	241	44	297	341
April, .	541	120	177	297	221	51	405	456
May, .	708	124	183	307	222	26	415	441
June, .	835	120	180	300	289	26	408	434
July, .	882	124	115	239	287	26	423	449
August, .	759	124	125	249	234	26	391	417
September, .	741	120	194	314	245	26	406	432
Totals, .	8,111	1,460	2,072	3,532	2,923	363	4,481	4,844

*25. — List of Articles made in the Sewing-Room.*

Dresses, . . . . .	279	Spreads hemmed, . . . . .	97
Skirts, . . . . .	184	Table cloths, . . . . .	16
Shirts, . . . . .	365	Napkins hemmed, . . . . .	44
Waists, . . . . .	19	Hats trimmed, . . . . .	44
Night dresses, . . . . .	18	Collars, . . . . .	95
Drawers, . . . . .	119	Cushion, . . . . .	1
Chemise, . . . . .	227	Pillow ticks, . . . . .	59
Caps, . . . . .	419	Mattress ticks, . . . . .	69
Aprons, . . . . .	159	Clothes bags, . . . . .	39
Suspenders, pairs, . . . . .	180	Burial robes, . . . . .	6
Camisoles, . . . . .	19	Bureau spreads, . . . . .	53
Curtains, . . . . .	53	Ox blankets, . . . . .	6
Roller towels, . . . . .	312	Carpet strips hemmed, . . . . .	64
Dish towels, . . . . .	332	Yards carpeting made, . . . . .	171
Sheets, . . . . .	568	Articles repaired, . . . . .	20,613
Pillow cases, . . . . .	593		

*26. — Upholstery done in the Year.*

Hair mattresses made, new materials, . . . . .	10
Hair mattresses made, new ticks, . . . . .	57
Hair mattresses made, old materials, . . . . .	95
Hair pillows made, new materials, . . . . .	20
Hair pillows made, new ticks, . . . . .	31
Hair pillows overhauled, hair repicked, . . . . .	127

27.—*Annual Cost of Gas.*

YEAR.	Cost of Gas.	Average Number of Patients.	Cost per Patient.
1860-61, . . . . .	\$2,030 39	314.26	\$6 46
1861-62, . . . . .	2,085 29	313.80	6 64
1862-63, . . . . .	2,109 02	355.63	5 93
1863-64, . . . . .	2,069 79	357.63	5 78
1864-65, . . . . .	1,653 05	342.40	4 82
1865-66, . . . . .	1,107 98	376.35	2 94
1866-67, . . . . .	1,056 16	401.03	2 63
1867-68, . . . . .	1,022 51	413.41	2 47
1868-69, . . . . .	903 92	405.10	2 23
1869-70, . . . . .	915 30	408.83	2 23
1870-71, . . . . .	1,043 99	421.90	2 47
1871-72, . . . . .	980 94	428.72	2 28
1872-73, . . . . .	1,006 61	437.23	2 30
1873-74, . . . . .	1,066 74	469.54	2 27
1874-75, . . . . .	1,012 63	475.35	2 13
1875-76, . . . . .	1,089 82	474.21	2 29
1876-77, . . . . .	1,033 59	476.16	2 17
1877-78, . . . . .	1,066 02	442.43	2 41
1878-79, . . . . .	1,033 05	436.73	2 37
1879-80, . . . . .	954 00	450.51	2 10
1880-81, . . . . .	949 65	451.79	2 10
1881-82, . . . . .	919 13	461.66	2 00
1882-83, . . . . .	992 10	466.76	2 10
1883-84, . . . . .	1,031 55	463.05	2 23
1884-85, . . . . .	912 49	475.94	1 92
1885-86, . . . . .	882 90	474.40	1 86
1886-87, . . . . .	854 97	478.54	1 97
1887-88, . . . . .	901 74	470.25	1 91
1888-89, . . . . .	955 51	469.10	2 04
1889-90, . . . . .	977 17	470.5	2 07
1890-91, . . . . .	1,016 50	457.	2 22

28. — *Trustees of the Northampton Lunatic Hospital.*

NAMES.	Residence.	When app'ted.	Service ended.	From What Cause.
Charles E. Forbes,* .	Northampton, . .	1856	1857	Term expired.
Lucien C. Boynton,* .	Uxbridge, . . .	1856	1858	Term expired.
Eliphalet Trask,* .	Springfield, . .	1856	1875	Term expired.
John C. Russell,* .	Great Barrington, .	1856	1859	Resigned.
Horace Lyman, . .	Greenfield, . . .	1856	1757	Removed.
Charles Smith, . .	Northampton, . .	1857	1860	Resigned.
Luther V. Bell,* . .	Somerville, . . .	1857	1859	Resigned.
Zebina L. Raymond,* .	Greenfield, . . .	1858	1859	Resigned.
Franklin Ripley,* .	Greenfield, . . .	1859	1860	Died in office.
Edward Dickinson,* .	Amherst, . . .	1859	1864	Resigned.
Walter Laflin,* . .	Pittsfield, . . .	1859	1866	Term expired.
Silas M. Smith,* . .	Northampton, . .	1860	1863	Term expired.
Charles Allen, . .	Greenfield, . . .	1860	1861	Resigned.
Alfred R. Field,* . .	Greenfield, . . .	1861	1864	Resigned.
Edward Hitchcock, .	Amherst, . . .	1863	1879	Resigned.
Silas M. Smith,* . .	Northampton, . .	1864	1887	Died in office.
Edmund H. Sawyer,* .	Easthampton, . .	1864	1879	Died in office.
Henry L. Sabin,* . .	Williamstown, . .	1866	1876	Term expired.
Adams C. Deane, . .	Greenfield, . . .	1875	—	Still in office.
Henry W. Taft, . .	Pittsfield, . . .	1876	—	Still in office.
William M. Gaylord, .	Northampton, . .	1879	1883	Term expired.
Lyman D. James, . .	Williamsburg, . .	1879	—	Still in office.
Christopher Merritt, .	Springfield, . . .	1883	1888	Term expired.
Sarah A. Woodworth, .	Chicopee, . . .	1884	—	Still in office.
Sarah M. Butler, . .	Northampton, . .	1884	—	Still in office.
John L. Otis, . . .	Florence, . . .	1887	1890	Resigned.
N. A. Leonard,* . .	Springfield, . . .	1888	1890	Died in office.
Alvan Barrus, . . .	Goshen, . . .	1890	—	Still in office.
Elisha Morgan, . . .	Springfield, . . .	1890	—	Still in office.

\* Deceased.


29. — *Officers and Employees.*

Time employed, Oct. 1, 1891.

NAMES.	Years.	Months.	Days.
Edward B. Nims, M.D., superintendent, . . .	22	9	16
John A. Houston, M.D., assistant physician, . .	2	—	7
Charles M. Holmes, M.D., assistant physician, .	2	2	21
Emily F. Wells, M.D., female physician, . . .	6	9	—
Walter B. Welton, clerk, . . . . .	25	7	16
John Mercier, farmer, . . . . .	24	2	—
Danford Morse, engineer, . . . . .	26	6	9
Robert H. Gallivan, supervisor, . . . . .	18	5	13
Lucy A. Gilbert, supervisor, . . . . .	24	7	20
Thomas C. Powers, steward, . . . . .	17	6	11
Matthew Powers, assistant steward, . . . . .	—	2	29
George B. Walker, baker, . . . . .	7	3	22
Minnie A. Smith, seamstress, . . . . .	3	3	27
Belle Houghton, assistant seamstress, . . . .	—	10	8
Kate Bartlett, laundress, . . . . .	—	7	—
Inez M. Field, assistant clerk, . . . . .	1	9	3
Lucie L. Barrett, assistant supervisor, . . .	5	—	12
Emma Smith, assistant laundress, . . . . .	2	2	20
Mary J. Willard, assistant laundress, . . . .	—	1	28
Marion McKenzie, assistant laundress, . . . .	—	—	16
Henry W. Estey, attendant, . . . . .	9	6	7
William Duff, attendant, . . . . .	1	7	—
Fred S. Peters, attendant, . . . . .	1	3	7
Joseph W. Shaw, attendant, . . . . .	1	1	26
Darwin F. Keyes, attendant, . . . . .	—	8	6
Emory L. Hill, attendant, . . . . .	—	3	9
Frank Cheney, attendant, . . . . .	—	—	25
Harry Frain, attendant, . . . . .	—	4	20
Erwin Clark, attendant, . . . . .	—	5	18
Alphonso Hould, attendant, . . . . .	—	2	5
Martin Sawyer, attendant, . . . . .	—	—	26
John McCalman, attendant, . . . . .	—	1	—
Albertus Powers, attendant, . . . . .	—	—	14
Jeanette McLean, attendant, . . . . .	8	1	3
Philomene Goyette, attendant, . . . . .	8	6	13
Celeste Goyette, attendant, . . . . .	6	6	16
Alice A. Hawkes, attendant, . . . . .	3	9	27
Marion Darling, attendant, . . . . .	2	6	15
Katy A. Cook, attendant, . . . . .	2	2	5
Mary Sweeney, attendant, . . . . .	2	1	28
Adeline D. Morgan, attendant, . . . . .	3	—	12
Mary E. McClellan, attendant, . . . . .	3	2	13
Ellen Potter, attendant, . . . . .	1	9	25
Hattie LeBaron, attendant, . . . . .	1	2	2
Lucretia D. Pittsinger, attendant, . . . . .	1	1	—
Ida D. Hyde, attendant, . . . . .	—	11	28
Stella E. Boutwell, attendant, . . . . .	—	4	3
Cecile Riel, attendant, . . . . .	—	1	28
Maggie McKenzie, night watch, . . . . .	1	—	14

29. — *Officers and Employees* — Concluded.

NAMES.	Years.	Months.	Days.
Hattie Darling, centre, . . . . .	4	10	—
Sadie Kellogg, centre, . . . . .	1	3	24
Ellen Mitchell, centre, . . . . .	—	5	20
Carrie Wheeler, farmer's dining-room, . . . . .	—	—	21
Mary Mangan, cook, . . . . .	3	2	5
Alice A. Miller, assistant cook, . . . . .	2	5	14
Nellie O'Leary, assistant cook, . . . . .	1	2	4
Ella Lacore, assistant cook, . . . . .	—	3	7
George M. Locke, assistant cook, . . . . .	2	1	7
Maria B. Smith, rear, . . . . .	—	4	19
William C. Hall, assistant engineer, . . . . .	26	—	20
Nicholas Riel, night engineer, . . . . .	15	9	25
Moses Bartlett, watchman, . . . . .	2	6	25
Sifroi Belville, carpenter, . . . . .	21	5	7
Walter Tower, carpenter, . . . . .	13	10	—
Alfred Parenteau, painter, . . . . .	26	1	18
David Mercier, coachman, . . . . .	14	7	14
Benjamin Rockwell, assistant farmer, . . . . .	24	4	—
Henry Wilson, assistant farmer, . . . . .	12	5	8
James Madden, assistant farmer, . . . . .	16	—	29
Eugene Sullivan, assistant farmer, . . . . .	16	5	—
George E. Hunter, assistant farmer, . . . . .	5	5	19
Hermon Miller, assistant farmer, . . . . .	2	5	14
Frederick Frost, assistant farmer, . . . . .	—	4	29
Peter Hould, assistant farmer, . . . . .	—	4	8
James F. Whalen, assistant farmer, . . . . .	—	1	7
Alfred Belville, carboy, . . . . .	1	8	2
Augustus Graves, florist, . . . . .	—	7	22



THE HISTORY OF THE CITY OF BOSTON

FROM THE FIRST SETTLEMENT TO THE PRESENT TIME

BY NATHANIEL BENTLEY

VOLUME I

THE FIRST SETTLEMENT

THE FIRST SETTLEMENT

THE FIRST SETTLEMENT

THE FIRST SETTLEMENT

THE FIRST SETTLEMENT

THE FIRST SETTLEMENT

THE FIRST SETTLEMENT

THE FIRST SETTLEMENT

THE FIRST SETTLEMENT

THE FIRST SETTLEMENT

THE FIRST SETTLEMENT

THE FIRST SETTLEMENT

THE FIRST SETTLEMENT

THE FIRST SETTLEMENT

THE FIRST SETTLEMENT

THE FIRST SETTLEMENT

THE FIRST SETTLEMENT

THE FIRST SETTLEMENT

THE FIRST SETTLEMENT

