

Twentieth annual report of the medical superintendent / Nova Scotia Hospital for the Insane.

Contributors

Nova Scotia Hospital for the Insane.
DeWolf, James R.

Publication/Creation

Halifax, N.S. : Printed by the Nova Scotia Printing Company, 1878.

Persistent URL

<https://wellcomecollection.org/works/xq7sbyzj>

License and attribution

This work has been identified as being free of known restrictions under copyright law, including all related and neighbouring rights and is being made available under the Creative Commons, Public Domain Mark.

You can copy, modify, distribute and perform the work, even for commercial purposes, without asking permission.




Wellcome Collection
183 Euston Road
London NW1 2BE UK
T +44 (0)20 7611 8722
E library@wellcomecollection.org
<https://wellcomecollection.org>

With Dr. DeWolf's
Compliments.

Please address

Dr. J. R. DeWolf,
Halifax, N. S.



Digitized by the Internet Archive
in 2018 with funding from
Wellcome Library

<https://archive.org/details/b30302353>

NOVA SCOTIA

HOSPITAL FOR THE INSANE,


HALIFAX, N. S.

TWENTIETH ANNUAL REPORT

OF THE

MEDICAL SUPERINTENDENT.

PRINTED BY ORDER OF THE WORKS DEPARTMENT,



HALIFAX, N. S. :

PRINTED BY THE NOVA SCOTIA PRINTING COMPANY,

1878.

CERTIFICATE


HOSPITAL FOR THE INSANE

I, HALIFAX N.S.
 do hereby certify that Mr. J. J. [Name]
 of the County of [County]
 is a person of sound mind and memory
 and is capable of managing his own
 affairs and of entering into legal
 contracts and of disposing of his
 property in any manner he may think
 proper.

TWENTIETH ANNUAL REPORT

1878

MEDICAL SUPERINTENDENT



Printed by order of the Board of Directors
 at the Nova Scotia Lunatic Asylum, Halifax, N.S.
 1878

HALIFAX, N.S.
 PRINTED BY THE NOVA SCOTIA LUNATIC ASYLUM

NOVA SCOTIA HOSPITAL FOR THE INSANE,

HALIFAX, N. S.

1877.

Commissioner of Public Works and Mines.

HON. ROBERT ROBERTSON, M. P. P., M. E. C.

Board of Commissioners:

GEORGE G. DUSTAN, Esq., J. P., Chairman.

PETER ROSS, Esq., J. P.

DOMINICK FARRELL, Esq., J. P.

Visitors, ex officio.

The LIEUT. GOVERNOR, The CHIEF JUSTICE, The PROVINCIAL
SECRETARY, The PRESIDENT OF THE LEGISLATIVE
COUNCIL, The SPEAKER OF THE HOUSE OF
ASSEMBLY, and the heads or authorized
representatives of all Christian
Churches in the Province.

Medical Superintendent.

JAMES R. DEWOLF, M. D., EDIN., L. R. C. S. E., &c. &c.

Assistant Physician.

D. A. FRASER, M. D.

Bursar and Accountant.

MR. A. S. HUNT.

Storekeeper.

MR. GEORGE DOWNIE.

Housekeeper.

MRS. R. D. DICKSON.

Supervisors.

MRS. GEORGE DOWNIE.

MR. JOHN H. McNAB.

Engineer.

MR. R. D. DICKSON.

mean of all former years having been forty-three per cent. nearly, (42.7).

In the recoveries this year the number of both sexes has been the same, twenty-four (24) of each, while of those who died, fourteen (14) were men, and eleven (11) women.

The tables covering the whole period from the opening of the Hospital, show a higher recovery rate for women than for men, (44 to 42), and also show that women are less liable (5.5 to 7.3), to die insane. These statistical results corroborate the views expressed on this subject by recent authors of repute.

Admissions.

The admissions have been more numerous than in any previous year since 1875, immediately after the completion of the Hospital. Besides those actually received, there were frequent applications made for persons whom it was not in our power to accommodate.

Judging by the eagerness with which admission is sought, the Institution has not lost public confidence. Many of those applied for, were cases of long standing.

During the temporary absence of the Superintendent in the Autumn, two cases, entirely unsuited, were rushed in, one in the last stage of disease and in advanced years; the other a hopeless and harmless idiot, who can receive no benefit beyond the food and shelter which ought to have been provided elsewhere.

We have been charged with refusing, on insufficient grounds, to receive patients here, whereas *no individual has ever been denied admission whose case presented the slightest prospect of improvement*; nor were any excluded who were considered dangerous to themselves or others, even though hopelessly insane.

Recoveries.

The high recovery rate which it has been our good fortune to attain to, extending as it does over the whole period since the Hospital was opened, has suggested to some the idea that a single patient was often made to register several cases of recovery. It has been more than insinuated that our returns were not indicative of actual results.

In order to settle this point, I have gone carefully over the re-admissions and find that out of five hundred and forty-five (545) recoveries, only sixty-one (61) have been discharged more than

once. Some of these have had periods of home enjoyment varying from three to five years or more.

It is owing to our system of discharging "on probation," that we have so few relapsed cases to register here, and the proportion above enumerated will be acknowledged as exceptionally low, and as being consequently all the more satisfactory in a professional light.

Deaths.

The mortality rate, although less than in several previous years, was slightly—about 1 per cent.—in excess of last year.

There were twenty-five deaths in all; four having succumbed to debility and old age, and two to the exhaustion consequent upon Mania and Melancholia. One died from Heart Disease, one from Disease of Kidney, and one from Cancer. Three died from Epilepsy, three from Paresis, four from Apoplexy or Paralysis, and six from Pulmonary Phthisis; one of whom had recovered from his insanity.

It is satisfactory to note that no suicide, nor any serious accident, occurred; all the deaths were from natural causes.

Extending over a period of nearly twenty years the low rate of six per cent—6%—on the average number under care, will be acknowledged as a very gratifying result.

Decease of Non-Resident Officers.

During the past year we have been deprived by death of one of our respected Chaplains, Mr. Hunt; and our worthy Bursar, Mr. Thos. McCulloch; as well as of our esteemed Clerk of Works, Mr. Reid.

The Rev. A. S. Hunt, Superintendent of Education, who, for more than ten years past, has officiated here on the third Sunday of every month, was summoned, after a short illness, to a better world. During the whole period of his ministrations at the Hospital, he imparted hope and encouragement to the desponding, sympathy to the suffering, and most excellent counsel to those able to profit by it. He is greatly missed, not only by the patients, but also by the officers and attendants.

Mr. McCulloch, who had long been in delicate health, was suddenly prostrated by recurrence of Pulmonary Hæmorrhage, from which he never rallied. The loss to the Hospital was serious, since he was admirably adapted for the post he occupied, by his thorough knowledge of business, his gentlemanly deportment, his unwavering

conscientiousness, and his strict impartiality. These and many other good qualities, had endeared him to all within the sphere of his acquaintance.

The Hospital has sustained a further loss this year in the demise of our active and efficient Clerk of Works, Mr. H. B. Reid. The constantly recurring need of repairs in a building so extensive as this, gave scope for careful oversight, and unremitting attention. Mr. Reid's visits to the Hospital were very frequent, and his duties were never neglected.

To the bereaved families of these respective officers, we tender, on behalf of our household, the warm sympathy of all, and the most sincere condolence.

Industrial Occupation.

The question is often asked,—and not unfrequently in an exceedingly dubious tone—“do you get your people to do any work?” With strangers the prevalent idea seems to be that the patients do not employ themselves so steadily or efficiently as would be desirable. When however, these persons have once visited the Hospital, and witnessed the industry manifested in its daily routine, they confess themselves greatly enlightened on the subject.

“From early morn to dewy eve” they find working parties carrying out their several missions. From the time the fireman is aided by his willing co-laborer at dawn, until the last item of work for the day has been accomplished, the industrious patients have been steadily at work in their various departments.

Either within or beyond the building, singly or in groups, the inmates, male and female, who are willing to work, are usefully employed. Gratuities are given to encourage industry, and commendation is bestowed upon the deserving, but no forced labor is exacted

Remuneration of Industrious Patients.

It would be only just and fair to recompense the quiet industrious patients, either by periodical money payments, or by allowing their earnings to accumulate, and paying them the interest of that sum annually, should they become able to leave the Hospital.

I have advocated this in a previous report, and am convinced

that, within certain restrictions, it could be so carried out as to be advantageous to the Hospital, and beneficial to the patients.

Thus did we write in our report for 1861, and the remarks were supplemented by quotations from the best authorities, including Sir James Coxe and Dr. W. A. F. Browne, Commissioners in Lunacy for Scotland.

It had even before that period been proved in continental asylums, that this plan could be satisfactorily carried out, but no record is given, so far as I am aware, of its having been introduced, except in a very limited way, into British or American Asylums. Gratuities are awarded it is true, and extra diet is allowed to industrious patients, but a fair and impartial system of payment for labor according to valuation has not been arrived at, until quite recently.

Dr. Orange, Superintendent of the State Asylum for insane criminals, at Broadmoor, England, was the first to carry the scheme into practice systematically; and he has found it to work admirably. He states as follows:—

“A change in the character of the inducement held out to patients, with a view of leading them to employ themselves usefully, was made in 1874, and this change has been attended by a considerable increase in the amount of profitable work performed.”

“In 1875 the issuing of beer in the forenoon and afternoon as a reward for work, was discontinued, and a scheme was introduced instead by which a small portion of the money value of the work actually done, is credited to the workers, to be expended for them, according to their individual tastes, in procuring trifling luxuries of a harmless nature.”

The estimated value of the work in the mechanical departments, increased by more than one hundred per cent., and “notwithstanding the allotment of sums of money to the working patients, the annual cost of maintenance has undergone reduction to a very appreciable extent.”

Dr. Orange submits blank forms of the account books in which the work and its value are registered, and he gives explanatory remarks. The value is estimated by piece work when practicable. No cash passes into the patients hands; they fill in a requisition which is countersigned by the Superintendent, and a strict account is kept of every item.

That this system is worthy of adoption and ought to be generally acted upon, is proved not only by this successful experiment at Broadmoor, but also by previous examples elsewhere, as noted above.

Because a man is deprived of the light of reason, it does not follow that his right to compensation for work performed, is thereby forfeited. It may be granted that the earnings of patients only average about one-fifth of the value of hired labor; but whether the ratio of remuneration be large or small, it ought to be carefully estimated and impartially distributed; for no one will deny that “the laborer is worthy of his hire.”

Lunar Influence.

The very word "lunatic" derives its meaning from the supposed mysterious influence of the moon upon those bereft of reason. In what way does this subtle force manifest its operations? Simply, in my opinion, by interfering with sleep, in the same way that any artificial light would do. The insane are especially susceptible to irritation. The mental disorder causes restlessness and excitability, and predisposes the system to be more keenly affected than at other times, by external impressions.

We have found many of our patients restless and noisy on moonlight nights. Following this loss of sleep, they are subject to irritable feelings through the day; and another still more restless night is experienced, succeeded by a day of discomfort and disquiet.

The remedy for all this was very simple, and consisted merely of a dark blind to the bed room window. The exclusion of light produced a satisfactory result, and very rarely failed in inducing natural sleep.

The above we believe to be the true explanation of the theory of lunar influence.

Occurrences of the Year.

In addition to the concerts and customary entertainments alluded to under the head of Acknowledgments, we have had sundry variations from ordinary routine that are worthy of being placed on record.

VISIT OF THE ADMIRAL.

His Excellency the Naval Commander-in-Chief honored the Hospital with a visit, leisurely inspected the wards, the heating arrangements, the laundry, and other parts of the establishment, and was kind enough to express his opinion as follows:—

"The inspection of the Asylum for the Insane at Dartmouth has much gratified me. I have visited several similar Institutions, and know of none that surpasses it in cleanliness and good order, or in the evident care bestowed on the well-being of the patients in all respects."

(Signed), A. COOPER KEY,

Vice-Admiral,

Commander-in-Chief.

H. M. S. Bellerophon, Oct. 10, 1877.

Marriage of Attendants.

Two worthy and estimable attendants, who had been long in the Hospital service, were united in the bonds of matrimony in our Chapel on the 5th of July. The friends of both parties were here as guests, and the attendants and patients were assembled not only at the marriage ceremony, but afterwards at a social gathering in the ward which had been recently under the charge of the bride. The groom continues in our employ, and is often entrusted with special duty, as a mark of well deserved confidence. We have at present a greater number of married attendants in our service than at any time previously.

Christmas Dinner and Decorations.

This festive season has invariably been marked in this Hospital by good cheer and kindly congratulations. Excluded from the outer world we are here drawn closer to each other; and these joyous occasions are hailed with no small delight.

Christmas of 1877 was notable with us for its rational and yet enthusiastic enjoyment. Our wards had been elaborately decorated with evergreens, in the shape of wreaths, mottoes and festoons, presenting in some instances an appearance not only tasteful but even artistic. A generous rivalry prevailed as to which of the various wards should "bear the palm."

The customary Christmas fare was participated in throughout the entire Hospital, and every inmate appeared conscious of the day's observance. Several of the senior patients from both sides of the house, accepted the Superintendent's invitation and dined with his family, enjoying a happy re-union here, even though far from their own home and friends.

Recognitions from Abroad.

It is gratifying in no small degree to learn by exchanges that our Institution is well and favorably known even in places far remote. The *Witness*, of Sydney, New South Wales, speaks highly of our Hospital, and the writer states he has had personal observation, and he tenders his congratulations on our success. From Madras we received the Official Report of the Surgeon-General, who makes specia

reference to the class of cases admitted in the Nova Scotia Hospital for the Insane. The late Surgeon-Superintendent at the Cape of Good Hope referred pointedly to our Annual Report, and procured the publication of his own Report in imitation of our example. From Trinidad we receive grateful acknowledgments, and our counsel is sought by the Surgeon-General as to the organization of a new Asylum there. From Edinburgh we have the kindest notice in the *Scotsman*, whose Medical editor speaks of our management as "exceedingly creditable." From Pittsburg, Penn., a "tourist's note" comes to us of the most cheering character. From British Columbia we have acknowledgments and eulogies, as also from Bermuda and P. E. Island. Other sources of pardonable pride might be enumerated, but we content ourselves with these evidences of our general reputation for a true devotion to the best interests of the insane.

Case of Purpura.

We seldom allude to individual cases, and decidedly prefer to discuss professional subjects elsewhere than in the pages of our Annual Report. Exceptions occur, however, and we note this case as one worthy of record.

H. H., No. 1092, a native of Newfoundland, was admitted Dec. 27, 1875. Age 22, no occupation, education limited, owing to ungovernable self-will, with an impediment in his speech due to arrest of development of the organs of voice, and arched palate. His gait was slouching and his eyes downcast. He was reported to have been weak-minded for years. An attack of measles three years prior to admission is stated as the supposed cause of the outbreak which led to his being sent here as "dangerous." No special functional disturbance required our attention, the habits and disposition of the patient improved. In February, 1877, after a visit from his uncle, who had formerly been a patient here, he manifested uneasiness and home-sickness, which increased until May, when he attempted his escape by removal of his window sash and lowering himself to the ground by sheets and blankets tied together. In this attempt he failed, the knots becoming loose, and he fell a distance of probably eight or ten feet, spraining his ankle in the fall. This mishap necessitated absolute rest for a while, and we noticed that his appetite flagged, and he became much depressed in spirits. In June he was able to move about, and by the middle of July appeared to have quite recovered from his lameness. At this time Epistaxis set in, accompanied by headache and flushed face. This continued at intervals for two days, when a purple tumor about the size of a cherry was noted attached to the gums of the upper jaw. The bleeding at the nose continued drop by drop, and blood was found to exude freely from

the tumor in the mouth. Rigors now set in, and purple blotches covered the extremities. The breast and upper arms were studded with dark red pin-pointed spots. Blood exuded not only from the mouth and nostrils, but passed freely *from all the natural outlets*, and the drain upon the system was such as to cause syncope whenever the head was raised from the pillow. The skin now presented a blanched and waxy appearance, and debility amounting to prostration supervened. Contrary to our expectation a favorable change occurred, and by careful nursing and suitable diet, with moderate stimulants following the use of the mineral acids, he gradually rallied, and in a fortnight from the first occurrence of hæmorrhage he was out of danger. He has since improved mentally, and although not entirely recovered in that respect, has probably attained to as much self-control and regard for proprieties as can be expected in his case. He is at present at home.

First Appropriation from "The Bell Fund."

This Fund was originally a donation, and subsequently a bequest, from the late Honorable Hugh Bell, who appropriated to this Institution his first year's salary as Mayor of Halifax. Before his decease a friend added two hundred pounds to the original sum, and when the Hospital was about to be opened, Mr. Bell wrote to the Board of Commissioners, who replied to his communication by the following Resolution:—

Resolved, That the Commissioners in acknowledging the receipt of a letter from the Honorable Hugh Bell, dated 15th inst., informing them that he places at their disposal the sum of £590, would express the warmest thanks for the donation, and in accepting it they pledge themselves to appropriate the interest in accordance with the views and wishes of Mr. Bell, as expressed in his letter, viz., to allow the sum, both principal and interest, to accumulate for the present,—say until it reaches £600,—the interest of this sum then to be appropriated annually either in the purchase of books, or in some other way by which additional comfort and pleasure will be afforded to the inmates of the Hospital.*

Mr. Bell had by his will directed that "the interest for the first four years should be for a Library," and in a subsequent letter explanatory of that bequest, he states, "it would be best to let this remain for the present and accumulate to a larger sum, to be used at a future day, when the Institution is in full operation, and when a better judgment may be formed as to the mode of employing it."

The Library having become greatly diminished by long-continued

* Extract from the Minutes of the Commissioners, December 31st, 1858.

use, application was made for a grant from this Fund, and the sum of £20 Stg., was appropriated to replenish our stock of books. These were imported from London, and are now in daily request throughout the Hospital. It is with a view to the future appropriation of the interest of this Fund, that especial attention is now called to the matter.

A few other books were purchased in Halifax, and besides these we received handsome donations for our Library, which are severally noted under the head of Acknowledgments.

Mrs. Uniacke's Legacy.

Since the date of last Report the sum of five hundred dollars (\$500), N. S. Currency, has been handed over by the Executors of this estate, and deposited at interest to the credit of the Hospital. The fact of this being a Provincial Government Hospital, is no reason why generous and noble-hearted philanthropists should refrain from looking upon it in its true light as a charitable Institution. This view of the Establishment has been presented in our Reports on more occasions than one, and if the time should ever arrive when its management will be confided solely to a board of Trustees or Managers, who will give their gratuitous attention to its administration, separate and apart from Governmental control, divesting the Hospital of every sort of political influence; then, it may safely be affirmed, the truly benevolent and humane character of the Institution will be guaranteed, and generous donations and bequests will follow, even more frequently than now.

Legal Disabilities of the Insane.

It is at present a somewhat tedious and by no means inexpensive proceeding to take out letters of guardianship, in order to the settlement of matters of business, where insanity has deprived persons of their right to manage their own affairs. The practical difficulty in this matter, however, is greatest where no one can be found duly qualified to act as guardian. Again a hardship is felt where the property of the insane is in a great measure withheld, and small pittances doled out to those entitled in all honesty to comforts and conveniences such as they have formerly been accustomed to.

In Ontario the Inspector of Asylums becomes by operation of law the Committee of every lunatic who has no other Committee, and who is detained in a public Asylum in that Province. This leads to the

collection of a larger revenue for their Asylums from private sources, and furnishes full protection to the estates of such of the insane as have no other legal guardian.

Acknowledgments.

As in former years, the pleasant duty now devolves upon your Superintendent of returning thanks for the numerous favors showered upon the Hospital and its inmates by generous and worthy contributors.

First on the list I would refer to the unfailing kindness and constant attention of those Ministers of the Gospel, who, month after month and year after year, devote their time and talents to the consolation of our stricken household. Our Chaplains are deserving of all praise for the regularity of their attendance and the judicious manner in which they present "the simple truths of the great salvation, as displayed in the Divine love to man."*

The Rev. Prof. McKnight, D. D., has officiated in our Chapel on the first Sunday of every month for upwards of eighteen consecutive years, and retiring, is now succeeded by Rev. P. M. Morrison, of Dartmouth. The Venerable the Archdeacon has performed Divine Service here on every second Sunday of the month for many years, and continues to do so. The late Rev. A. S. Hunt also held a regular monthly service for more than ten years past. Early in the past winter Mr. Hunt made a generous donation to the Hospital of upwards of forty volumes of excellent books. His lamented decease is elsewhere alluded to. Ministers of the Methodist Church have uniformly given their attendance on the last Sundays of the month. In this way a succession of religious services has been maintained heretofore from week to week, with unbroken regularity.

The Roman Catholic employees and patients attend Mass at Dartmouth. In event of sickness among members of that Church, the very Rev. Canon Woods, P. P., has for the whole period of his incumbency given the most cheerful and prompt attention, administering the consolations of religion, and performing the last sad offices.

The Rev. J. Bell, Rector of Christ Church, Dartmouth, has also frequently ministered to the sick and the dying.

We are under many obligations to our Organist, Mrs. Harrington, who presides over the musical portion of our Sunday Services with great regularity.

For an Organ Recital on two occasions,—to the former of which all the contributors were invited,—we are indebted to Professor Bird, Organist of St. Matthew's Church, Halifax.

*Rev. George Sutherland, New South Wales, author of "Christian Psychology."

We are for the third time under obligation to J. Sandifer, Esq., of London, for a most acceptable and valuable addition to the Hospital Library. His contributions have in all amounted to upwards of five hundred volumes of interesting, well-selected books, constituting heretofore the chief part of our Library. We are indebted also to Mr. Sandifer for other very considerate favors.

The British American Book and Tract Society has kindly contributed monthly packets of illustrated and other papers and magazines.

Miss Sutherland, of Dartmouth, has also favored us with several series of interesting magazines and reviews.

Mrs. Montagu has sent regularly an increased supply of illustrated and other Australian and English papers.

The Messrs. MacKinlay generously gave a handsome discount from the price of books purchased from their firm.

The Directors of the Halifax Steamboat Company, and their obliging Agent, Captain McKenzie, have again placed us under obligation for a delightful excursion in the steamer *Mic-Mac*, early in the Autumn.

George G. Dustan, Esq., Chairman of Commissioners, has favored the patients, as on many former occasions, with sleigh drives and other marks of thoughtful attention.

The Rev. W. H. Heartz, of Halifax, kindly favored our household with a most interesting lecture, illustrated by colored diagrams, descriptive of scenes in the life of the Saviour.

A Magic Lantern Exhibition, with dissolving views and appropriate comments, was given by C. Sidney Harrington, Esq., aided by J. Godfrey Smith, Esq.

We are indebted to C. Edgar DeWolfe, Esq., of Windsor, for a dramatic reading much enjoyed.

M. G. Black and John P. Muir, Esqrs., with their respective friends, favored us with a delightful Concert, vocal and instrumental.

Professor Currie, P. E. Scott, Esq., and members of the "Variety Entertainment Company" gave one of the pleasantest treats in the way of songs, glees, readings and recitations.

Dr. Mitcheson, of the steamship *Faraday*, E. S. Crawley, S. S. Thorne, and G. H. McKenzie, Esqrs., with a number of lady friends, gave us two very interesting theatrical performances.

The members of the Poplar Grove Institute favored us with most enjoyable readings, recitations and music; Mrs. Tidmarsh kindly presiding at the piano-forte.

Thanks are due to members of our staff for excellent music on several very pleasant gatherings, including a wedding party, Halloween, &c This last is always celebrated here.

Acknowledgments are also tendered to Dr. Fraser, Assistant Physician, and A. Hunt, Esq., Bursar, for essential aid in preparing the professional and financial tables appended to this Report.

We are indebted to the Press, as heretofore, for liberal supplies of daily and weekly papers. No kind of reading is so eagerly indulged in at the Hospital as that afforded by the newspapers, and the continued kindness of the proprietors in forwarding these is gratefully acknowledged. We would be under still further obligations if

members of the "fourth estate" would visit the Institution more frequently, and thus be in a position to know from actual observation the state and condition of our various wards and dormitories, and to see for themselves the working of the whole establishment.

The following papers are regularly received :—

- "Acadian Recorder," (daily).
- "Alliance Journal."
- "Cape Breton Advocate," (Sydney).
- "Christian Messenger."
- "Colchester Sun," (Truro).
- "Colonial Standard," (Pictou).
- "Eastern Chronicle," (New Glasgow).
- "Gospel Banner," (Augusta, Maine).
- "Halifax Reporter and Times," (daily).
- "Journal of Agriculture."
- "Morning Chronicle," (daily).
- "Morning Herald," (daily).
- "News of the Week," (Port Hawkesbury).
- "North Sydney Herald," (Cape Breton).
- "Nova Scotia Farmer," (Annapolis).
- "Presbyterian Witness."
- "Summerside Progress," (P. E. Island).
- "Weekly Journal," (Annapolis).
- "Weekly Monitor," (Bridgetown).
- "Wesleyan."
- "Western Chronicle," (Kentville).
- "Windsor Mail."

Requirements.

The grounds surrounding the Hospital, especially at the frontage on the harbor, require still further grading and terracing, and general improvement. A working plan is being prepared with that object in view.

A new wash-room, in a better position than the one now in use, is a desideratum.

Repairs are urgently called for in several portions of the South side of the Hospital. Painting is needed in some of the wards, and new flooring must shortly be provided. The stair-way walls require the adoption of some means to check the decay due to the absorption of moisture.

An additional supply of hair mattresses is very much needed, as has been formerly stated. They are preferable to straw beds, not only on the ground of comfort and convenience, but also on the score of economy.

A better style of dishes for conveyance of food to the various wards is recommended.

Platform scales are much needed for weighing hay and straw, coal, &c., &c.

Conclusion.

In bringing the Twentieth Report of the Hospital to a close, we are fully conscious of our inability to express the earnestness of our desire for the welfare of its inmates.

Commencing in 1858 with a single patient, and adding to our numbers one by one, it has been our good fortune to see the building brought to completion, and to have witnessed many happy recoveries. This affords a satisfactory retrospect of work performed and of attention bestowed upon those unable to care for themselves.

With full trust in the Providential oversight of the Supreme Being, we confidently commit to Him the future welfare of the Institution.

JAMES R. DEWOLF, M. D. EDIN.,

Medical Superintendent.

MOUNT HOPE, January 1st, 1878.

LIST OF TABLES.

Table 1. The Annual Mortality in the United States in 1900
2. The Annual Mortality in the United States in 1901
3. Annual Mortality in the United States in 1902
4. History of Mortality in the United States
5. Causes of Death
6. Length of Life
7. Duration of Illness
8. Age at Admission to Hospital
9. Cost of Hospital
10. Average Length of Stay

STATISTICAL TABLES.

11. Summary
12. Annual Mortality
13. Civil Conditions
14. Foreign Immigrants
15. Foreign Deaths
16. Readmissions
17. County Mortality and Health Statistics
18. Cost of Hospital
19. Expenses for Food
20. Hospital Building
21. Administration of Hospital
22. Nurses and Expeditors

APPENDIX

Form of Certificate
Method of Application

THE UNIVERSITY OF CHICAGO
DEPARTMENT OF STATISTICS
CHICAGO, ILLINOIS

Conclusion

In the course of the investigation, it has been found that the
data are fully adequate for the purpose of the study, and that
the results are of a high order of accuracy. The study has
shown that the data are of a high order of accuracy, and that
the results are of a high order of accuracy. The study has
shown that the data are of a high order of accuracy, and that
the results are of a high order of accuracy.

STATISTICAL TABLES

CHICAGO, ILLINOIS, 1912

LIST OF TABLES, &c.

MEDICO-PSYCHOLOGICAL ASSOCIATION TABLES.

- Table 1. The Admissions, Re-Admissions, Discharges and Deaths for the year 1877.
- " 2. The Admissions, Re-Admissions, Discharges, and Deaths from opening of Hospital.
- " 3. Mean Annual Mortality, and Proportion of Recoveries.
- " 4. History of Annual Admissions.
- " 5. Causes of Death.
- " 6. Length of Residence.
- " 7. Duration of Disorder on Admission.
- " 8. Ages on Admission and Discharge.
- " 9. Civil Condition.
- " 10. Assigned Causes of Insanity.

OTHER TABLES.

- " 11. Monthly Admissions.
- " 12. Alleged Ages, etc.
- " 13. Civil Condition.
- " 14. Former Residence.
- " 15. Former Occupation.
- " 16. Re-admissions.
- " 17. County, Provincial, and Private Patients.
- " 18. Cost of Provisions.
- " 19. Expenditure for Labor.
- " 20. Garden Produce.
- " 21. Articles made by Patients.
- " 22. Income and Expenditure.

APPENDIX.

- Form of Certificate.
Statement on Application.

TABLE I.
Showing the admissions, Re-admissions, Discharges, and Deaths for the year 1877.

	Males.	Females.	Total.
In Hospital 1st January, 1877.....	164	173	337
Admitted for the first time during the year.....			
Re-admitted during the year.....			
	M.	F.	T.
	40	36	76
	11	7	18
Total admitted.....	51	43	94
Total under care during the year.....	215	216	431
DISCHARGED OR REMOVED.			
Recovered.....			
Relieved.....			
Not improved.....			
Died.....			
	M.	F.	T.
	24	24	48
	4	3	7
	14	11	25
Total discharged and died during the year.....	42	38	80
Remaining in Hospital Dec. 31st, 1877.....	173	178	351
Average number resident during the year.....	171	176	347

TABLE 2.

Showing the admissions, Re-admissions, Discharges, and Deaths, from the opening of the Hospital to the present date, Dec. 31st, 1877.

	Persons admitted during the period of eighteen years.....			Total.
	Males.	Females.	Total.	
Persons admitted during the period of eighteen years.....	597	498	1095	
Re-admissions.....	102	78	180	
Total of cases admitted.....	699	576	1275	
DISCHARGED OR REMOVED.				
Recovered.....	296	249	545	
Relieved.....	61	32	93	
Not improved.....	17	4	21	
Died.....	152	113	265	
Remaining December 31st, 1877.....	173	178	351	
Summary of Total Admissions, 1869 to 1877.				
Per centage of Cases Recovered.....	42.35	43.23	42.75	
Relieved.....	8.73	5.55	7.29	
Not improved.....	2.43	.70	1.65	
Died.....	21.74	19.62	20.78	
Remaining.....	24.75	30.90	27.53	
Total.....	100.00	100.00	100.00	
Mean Annual Mortality, 1869 to 1877.....	7.3	5.5	6.0	

TABLE 3.

Showing the Admissions, Re-admissions, Discharges and Deaths, with the Mean Annual Mortality and Proportion of Recoveries per cent., of the Admissions, for each year since the opening of the Hospital.

YEAR	Admitted.			DISCHARGED.												Remaining 31st December in each year.			Average No. Resident.			Per centage of Recoveries on Admissions.			Per centage of Deaths on average number Resident.			
	M.	F.	T.	Recovered.			Relieved.			Not Improved.			Died.			M.	F.	T.	M.	F.	T.	M.	F.	T.				
				M.	F.	T.	M.	F.	T.	M.	F.	T.	M.	F.	T.													
1859.....	39	31	70	8	3	11	2	1	3	1	0	1	0	0	0	0	28	27	55	21	21	42	20.5	9.7	15.7	.0	.0	0.0
1860.....	32	31	63	8	6	14	2	2	2	1	3	3	1	3	1	4	45	50	95	34	36	70	25.0	19.3	22.2	8.8	2.8	5.7
1861.....	38	22	60	14	9	23	4	1	5	0	0	0	0	0	0	62	55	117	55	50	105	36.8	40.9	38.3	5.6	14.0	9.5	
1862.....	31	12	43	12	9	21	1	1	2	2	0	2	0	2	1	5	74	56	130	69	52	121	18.7	75.0	48.8	5.8	1.9	4.1
1863.....	30	17	47	17	5	22	6	0	6	1	0	1	0	1	6	75	67	142	70	62	132	56.7	29.4	46.8	7.1	1.6	4.5	
1864.....	23	23	46	8	10	18	1	2	3	3	0	3	0	3	4	82	72	154	80	71	151	34.8	43.4	39.1	5.0	8.4	6.6	
1865.....	24	22	46	12	16	28	5	2	7	1	0	1	0	1	9	79	71	150	81	74	155	50.0	72.7	60.9	11.1	6.6	9.0	
1866.....	21	21	42	10	7	17	6	4	10	3	1	4	1	3	4	80	77	157	80	73	153	47.6	33.3	40.5	1.2	4.1	2.6	
1867.....	25	15	43	12	7	19	1	4	5	1	1	2	1	4	5	87	82	169	86	81	167	48.0	39.0	44.0	4.6	1.2	3.0	
1868.....	40	46	86	8	12	20	1	2	3	1	1	2	1	2	6	141	165	216	99	91	190	20.0	26.0	23.2	6.0	8.7	7.3	
1869.....	41	38	79	22	11	33	2	2	4	0	0	0	0	7	6	131	124	245	120	114	234	53.6	29.0	41.8	5.8	5.2	5.5	
1870.....	43	27	70	12	12	24	3	2	5	1	0	1	0	1	14	25	134	126	260	133	128	261	27.9	44.4	34.2	10.5	8.6	9.5
1871.....	34	32	66	23	18	41	3	2	5	0	0	0	0	8	28	122	130	252	129	131	260	67.6	56.2	62.1	15.5	6.5	10.7	
1872.....	44	33	77	20	19	39	3	1	4	0	0	0	0	13	14	27	130	129	259	125	133	258	45.5	57.6	50.6	10.4	10.5	10.4
1873.....	36	38	74	24	20	44	3	1	4	0	0	0	0	11	6	17	128	140	268	128	138	266	66.5	52.6	59.4	8.5	4.3	6.4
1874.....	34	33	67	17	19	36	6	0	6	0	0	0	0	10	4	14	129	150	279	133	145	278	50.0	57.5	53.7	7.5	2.7	5.0
1875.....	68	46	114	22	21	43	6	1	7	1	0	1	12	12	12	24	156	162	318	144	156	300	32.4	45.6	37.7	8.3	7.7	8.0
1876.....	45	43	88	23	21	44	2	3	5	0	0	0	12	8	20	164	173	337	162	169	331	51.1	48.9	50.0	7.4	4.7	6.0	
1877.....	51	43	94	24	24	48	4	3	7	0	0	0	14	11	25	173	178	351	171	176	347	47.1	55.8	51.1	8.2	6.2	7.2	
Total.....	699	576	1275	296	249	545	61	32	93	17	4	21	152	113	265	Mean of nineteen years.	420	440	43.1	7.3	5.5	6.0						

TABLE 4.
Showing the History of the Annual Admissions since the opening of the Hospital, with the Discharges and Deaths, and the number of each year remaining on 31st December 1877.

YEAR.	Admitted.						Of each year's Admissions, Discharged, and Died in 1877.						Total Discharged and Died of each year's admission to 31st December, 1877.														
	New Cases.			Relapsed Cases.			Recovered.			Relieved.			Died.			Recovered.			Relieved.			Not improved.			Died.		
	M.	F.	Total	M.	F.	Total	M.	F.	Total	M.	F.	Total	M.	F.	Total	M.	F.	Total	M.	F.	Total	M.	F.	Total	M.	F.	Total
1859	39	31	70	1	..	1	13	7	20	6	3	9	2	1	3	10	12	22	
1860	32	31	63	21	12	33	7	1	8	2	..	2	6	11	17	
1861	33	20	60	11	17	28	3	2	5	5	..	5	11	9	20	
1862	25	11	43	18	5	23	3	1	4	4	4	4	8	
1863	30	15	47	13	8	21	3	..	3	1	..	1	11	5	16	
1864	21	20	46	9	10	19	5	2	7	2	1	3	5	4	9	
1865	17	20	46	8	10	18	1	4	5	1	..	1	4	5	9	
1866	20	19	42	12	13	25	1	2	3	1	1	2	4	3	7	
1867	23	16	43	1	..	1	9	4	13	3	2	5	..	1	1	8	3	11	
1868	35	41	86	12	7	19	3	3	6	1	..	1	14	11	25	
1869	35	32	79	17	16	33	2	1	3	15	9	24	
1870	32	17	70	20	15	35	4	..	4	1	..	1	8	5	13	
1871	29	23	66	21	19	40	1	2	3	10	4	14	
1872	34	29	77	25	18	43	2	2	4	9	5	14	
1873	28	33	74	1	..	1	16	20	36	5	1	6	8	9	17	
1874	26	26	67	..	1	1	12	15	27	5	1	6	6	5	11	
1875	61	40	114	5	2	7	31	18	49	3	2	5	1	..	1	10	7	17	
1876	37	38	88	8	11	19	2	2	4	4	4	..	19	25	44	3	2	5	6	1	7	
1877	40	36	94	9	10	19	1	1	2	3	1	4	3	1	9	10	19	1	1	2	3	1	4	
Total	597	498	1275	24	24	48	4	3	7	14	11	25	61	32	93	17	4	21	152	113	265						

TABLE 5.—Continued.

Showing the Causes of Death for each year, from the opening of the Hospital to the present date, Dec. 31st, 1877.

CAUSES OF DEATH.	1860.	1861.	1862.	1863.	1864.	1865.	1866.	1867.	1868.	1869.	1870.	1871.	1872.	1873.	1874.	1875.	1876.	1877.	Total.																		
	M. F.	M. F.	M. F.	M. F.	M. F.	M. F.	M. F.	M. F.	M. F.	M. F.	M. F.	M. F.	M. F.	M. F.	M. F.	M. F.	M. F.	M. F.																			
ABDOMINAL DISEASES:																																					
Inflammation of Stomach, Intestines, or Peritoneum.....	1	1	1	2	1	1	1	1	1	1	1	1	1	1	1	1	1	1	1	10																	
Disease of Kidney.....												1								4																	
Hepatic Abscess.....																				1																	
Ascites.....										1										2																	
Diarrhoea.....																				1																	
Cancer.....							1					1								3																	
Fever.....					1	1				1										4																	
Erysipelas.....																				4																	
General Debility and old age.....														3						5																	
Homicide.....	2											1					1	1	3	12																	
Suicide and Accident.....		1				1									1					1																	
Total.....	3	1	3	7	4	1	5	1	4	6	9	5	1	3	4	1	6	8	7	6	14	11	20	8	13	14	11	6	10	4	12	12	12	8	14	11	265

TABLE 6.
Showing the length of Residence of those Discharged Recovered, and those who have Died, in the year 1877.

LENGTH OF RESIDENCE.	RECOVERED.			DIED.		
	M.	F.	T.	M.	F.	T.
From one to three months.....	5	3	8	1	1	2
“ three to six months.....	5	9	14	1	1
“ six to nine months.....	4	4	8	2	2
“ nine to twelve months.....	1	2	3	1	1
“ one to two years.....	3	5	8	4	2	6
“ two to three years.....	4	4	2	1	3
“ three to five years.....	1	1	2	2	2
“ five to seven years.....	1	1
“ seven to fifteen years.....	1	1	4	4
“ fifteen to eighteen years.....	1	1	2
Over eighteen years.....	1	1
Total.....	24	24	48	14	11	25
Average residence since last admission, } Males.....	Y.	M.	D.	Y.	M.	D.
Females.....	1	5	14	3	10	28
	9	9	5	9	24

TABLE 7.
Showing the duration of the Disorder on Admission, of the Admissions, Discharges, and Deaths, in the year 1877.

CLASS.	Duration of Disease, &c., in Four Classes											
	The Admissions.			The Discharges.				The Deaths.				
	M.	F.	T.	Recovered.		Remov'd Relieved or otherwise.		The Deaths.				
			M.	F.	T.	M.	F.	T.	M.	F.	T.	
FIRST CLASS.												
First attack, and within three months on admission.....	19	9	28	8	10	18	1	1	2	
SECOND CLASS.												
First attack, above three and within twelve months on admission.....	5	8	13	4	6	10	1	1	2	1	2	3
THIRD CLASS.												
Not first attack, and within twelve months of admission.....	6	8	17	4	6	10		2	2	4	3	7
FOURTH CLASS.												
First attack or not, but of more than twelve months, on admission.....	18	18	36	8	2	10	3	..	3	8	5	13
Unknown.....
Total.....	51	43	94	24	24	48	4	3	7	14	11	25

TABLE 8.

Showing the Ages of the Admissions, Discharges and Deaths, during the year 1877.

AGES.	THE ADMISSIONS.			THE DISCHARGES.						THE DEATHS.			
	M.	F.	T.	Recovered.			Removed, Relieved or otherwise.			M.	F.	T.	
				M.	F.	T.	M.	F.	T.				
From 15 to 20 years.....	4	3	7	1	1	2
" 20 to 30 "	13	10	23	8	11	19	3	1
" 30 to 40 "	14	13	27	6	7	13	1
" 40 to 50 "	7	5	12	6	1	7
" 50 to 60 "	7	5	12	1	1
" 60 to 70 "	3	5	8	3	2	5	1
" 70 to 80 "	2	2
" 80 to 90 "
Unknown and re-admissions..	1	2	3	1	1
	51	43	94	24	24	48	4	3	7	14	11	25	

TABLE 9.
Condition as to Marriage, in the Admissions, Discharges, and Deaths, during the year 1877.

	THE ADMISSIONS.			THE DISCHARGES.						THE DEATHS.		
	M.	F.	T.	Recovered.			Removed, Relieved or otherwise.			M.	F.	T.
				M.	F.	T.	M.	F.	T.			
Single	27	18	45	17	10	27	3	2	5	1	6	
Married	21	25	46	6	12	18	1	1	6	12	
Widowed	2	2	1	1	2	1	1	1	2	
Re-admitted, or not ascertained.	1	1	1	1	3	5	
Total	51	43	94	24	24	48	4	3	7	14	25	

TABLE 10.

Showing the probable causes, apparent or assigned, of the Disorder, in the Admissions, Discharges, and Deaths, of the year 1877.

CAUSE.	The Admissions.			The Discharges.						The Deaths.		
				Recovered.			Relieved.					
	M.	F.	T.	M.	F.	T.	M.	F.	T.	M.	F.	T.
MORAL.												
Religious Excitement		2	2								1	1
Fright.....	1	1	2		1	1					1	1
Failure in Business.....	5	1	6	1		1		1	1	2		2
Domestic Trouble.....	1		1	1	1	2				1	1	2
Disappointment.....	1	1	2				1		1	1		1
Grief.....	1	2	3	2		2					1	1
Anxiety	1	2	3		2	2						
PHYSICAL.												
Lightning.....	1		1									
Hereditary Predisposition.....	5	6	11	5	7	12	1		1	1	1	2
Intemperance.....	1		1	4		4				1		1
Overstudy.....	2	2	4		2	2						
Injury.....	2	2	4	1	1	2						
Onanism.....	2		2	1		1						
Epilepsy.....								1	1	1		1
Sunstroke.....	1		1							1		1
Measles.....										1		1
Ill-health.....	2	3	5	1	2	3				1		1
Fever.....												
Poison.....	1		1									
Congenital.....												
Puerperal.....		5	5		2	2						
Climacteric.....												
Unknown, and Re-admissions.....	24	16	40	8	6	14	2	1	3	4	6	10
Total.....	51	43	94	24	24	48	4	3	7	14	11	25

TABLE II.
Monthly Admissions and Discharges, from January 1859, to December 31st, 1877.

	January.	February.	March.	April.	May.	June.	July.	August.	September.	October.	November.	December.	Males.	Females.	Total.
1859 TO 1876.															
Admitted.....	91	75	69	93	108	134	116	102	120	81	104	88	648	533	1181
Discharged.....	51	37	50	69	78	73	79	82	69	82	76	98	484	360	844
1877.															
Admitted.....	4	5	6	10	8	8	14	7	7	9	6	10	51	43	94
Discharged.....	3	3	7	2	6	8	6	8	13	6	6	12	42	38	80
Remaining	338	340	339	347	349	349	357	356	350	353	353	351	173	176	347

TABLE 12.

Alleged Ages of all Admitted.

	1877.	1859 to 1877.	Total.
From 5 to 10 years.....	4	4
“ 10 to 20 “	6	74	80
“ 20 to 30 “	21	311	332
“ 30 to 40 “	30	265	295
“ 40 to 50 “	12	183	195
“ 50 to 60 “	12	127	139
“ 60 to 70 “	8	67	75
“ 70 to 80 “	2	27	29
“ 80 to 90 “	1	1
Unknown.....	3	122	125
Total.....	94	1181	1275

TABLE 13.

Civil Condition of all Admitted.

	Married.	Single	Widowed.	Unknown.	Re-admitted.	Total.
1859-1876 { Males.....	208	311	18	20	91	648
{ Females.....	204	208	40	10	71	533
1877..... { Males.....	13	25	2	11	51
{ Females.....	24	12	7	43
Total.....	449	556	60	30	180	1275

TABLE 14.

Former Residence (corrected by separation of Re-admissions).

	1877.		1859-76.		Total 1859-77.	Population 1871.
	Admissions.	Re-admissions.	Admissions.	Re-admissions.		
Halifax City and County.....	23	5	343	68	439	56953
Colchester County.....	4	3	74	12	93	23231
Cumberland ".....	4	1	40	7	52	23518
Pictou ".....	6	4	114	22	146	32114
Antigonish ".....	1	1	18	3	23	16512
Guysboro ".....	5	27	3	35	16555
Inverness ".....	4	1	15	20	23415
Richmond ".....	1	1	12	14	14268
Victoria ".....	15	1	16	11346
Cape Breton ".....	8	53	10	71	26454
Hants ".....	4	1	58	12	75	21302
Kings ".....	5	57	10	72	21509
Annapolis ".....	3	36	3	42	18121
Digby ".....	1	9	2	12	17037
Yarmouth ".....	2	1	14	17	18550
Shelburne ".....	1	8	1	10	12417
Queens ".....	17	3	20	10554
Lunenburg ".....	4	33	5	42	23884
Newfoundland.....	3	3
New Brunswick.....	11	11
P. E. Island.....	2	2
Barbadoes and St. Thomas.....	2	2
United States.....	16	16
England.....	2	2
Ireland.....	7	7
Scotland.....	1	1
Germany.....	2	2
Norway.....	2	2
Sweden.....	1	1
India.....	1	1
H. M. Service.....	12	12
Unknown.....	14	14
	76	18	1019	162	1275	387800

TABLE 15.

Former Occupation, so far as ascertained.

	1877.		1859—1876.		Total.	
	M.	F.	M.	F.	M.	F.
Architect's Wife.....				1		1
Barrister.....			1		1	
Baker's Wife.....	1	1		2	1	3
Blacksmith and Wife.....	1		7	7	8	7
Barbers.....			3		3	
Basket Makers.....				2		2
Brewer.....			1		1	
Book Binder.....			3	1	3	1
Brass Founder.....			1		1	
Butchers and Wives.....			3	2	3	2
Carriage Maker and Wife.....			2	1	2	1
Carpenters and Wives.....	3	1	24	22	27	23
Clerks, Bookkeepers and Wives.....	1		15	2	6	2
Officers of Customs.....			2		2	
Cabinet Makers and Daughters.....	1		5	3	6	3
Colliers and Wives.....	1	1	9	3	10	4
Coopers.....			7		7	
Coachman and Wife.....		1	1	1	1	2
Dressmakers.....				5		5
Engineers and Wives.....		1	2	2	2	3
Farmers, Wives, Sons and Daughters	12	7	204	102	216	109
Fishermen, Wives, Sons and Daughters	4	6	35	12	39	18
Gardener and Wife.....		1	1	1	1	2
Gentlemen and Women.....		1	10	25	10	26
Governess.....				1		1
Gold Miner.....	1		1		1	
Grocer and Wife.....	2		1	2	3	2
Hotel Keepers.....			4		4	
Hostler.....			1		1	
Lumbermen.....			4		4	
Laborers and Wives, Servants.....	5	17	67	102	72	119
Masons, Wives and Daughters.....			13	14	13	14
Ministers, Wives and Daughters.....	1		3	2	4	2
Millers and Widows.....			2	2	2	2
Merchants and Wives.....	1	1	10	5	11	6
Milliners.....				2		2
Moulder's Wife.....				1		1
Physician, Wife and Daughter.....	1		2	2	3	2
Priest.....			1		1	
Printers.....	1		8	1	9	1
Painters.....	1		6	1	7	1

TABLE 15.—Continued.

Former Occupation, so far as ascertained.

	1877.		1859-1876.		Total.	
	M.	F.	M.	F.	M.	F.
Pensioners and Wives.....			2	5	2	5
Pedlars and Wives.....			5	2	5	2
Plumbers, Tinsmiths, and Wives.....			3	1	3	1
Reporter.....			1	1
School Teachers, Wives & Daughters	2	10	11	12	11
Ship Captains, Wives, Stevedores....	1	3	7	8	8	11
Sexton.....			1	1
Seamen and Wives.....	4	38	21	42	21
Soldiers and Marines.....	1	13	14
Shoemakers and Wives.....	1	1	17	4	18	5
Saddler.....			2	2
Seamstresses.....			7	7
Students.....	1	6	1	7	1
Shipwrights.....			2	2
Surveyor.....			1	1
Shop Keeper.....			2	2
Sail Maker.....			1	1
Tailors Wife.....			1	1
Tanners and Wives.....	1	1	2	1	3
Teamsters and Wife.....			2	1	2	1
Tobacconist.....			1	1
Trader.....			1	1
Telegraph Operator.....			1	1
Wool Sorter.....			1	1
Wheelwright.....			1	1
Washerwomen.....			6	6
Watchmen and Wives.....			2	2	2	2
Watchmaker.....			1	1
Weaver.....			1	1

TABLE 16.
Re-admissions, from 1859 to 1877.

	1861.	1862.	1863.	1864.	1865.	1866.	1867.	1868.	1869.	1870.	1871.	1872.	1873.	1874.	1875.	1876.	1877.	TOTAL.	Admitted twice.	Admitted three times.	Admitted four times.	Admitted five times.	Admitted six times.	Admitted seven times.
Males.....	5	6	..	2	7	1	2	5	6	11	5	10	8	8	7	8	11	102	77	16	5	4
Females.....	2	1	2	3	2	2	2	5	6	10	9	4	5	7	6	5	7	78	54	11	5	4	3	1
Total.....	7	7	2	5	9	3	4	10	12	21	14	14	13	15	13	13	18	180	131	27	10	8	3	1

TABLE 17.

Maintenance of Patients in Hospital, December 31st, 1877.

	Males.	Females.	Total.	Insane Population Census 1871.		
				Males.	Females.	Total.
Annapolis County.....	3	8	11	23	22	45
Antigonish ".....	4	3	7	42	30	72
Colchester ".....	6	4	10	32	36	68
Cape Breton ".....	16	11	27	39	28	67
Cumberland ".....	3	6	9	26	18	44
Digby ".....	1	1	2	40	23	63
Guysboro ".....	6	4	10	18	15	33
Halifax ".....	47	51	98	149	153	302
Hants ".....	6	8	14	26	39	65
Inverness ".....	6	5	11	42	44	86
Kings ".....	4	9	13	40	28	68
Lunenburg ".....	5	5	10	31	32	63
Pictou ".....	23	20	43	48	29	77
Queens ".....	3	3	6	11	8	19
Richmond ".....	2	4	6	19	17	36
Shelburne ".....	3	3	16	19	35
Victoria ".....	3	1	4	24	22	46
Yarmouth ".....	5	5	25	40	65
Province of N. S.....	17	14	31
Private Patients.....	9	14	23
Funds.....	4	2	6
(Not including 2 Females absent "on trial.")	173	176	349	651	603	1254

TABLE 18.
Cost of the Principal Items of Provisions for the year 1877, as purchased and issued.

ARTICLES.	Quarter ending				Quarter ending		CONTRACT PRICES.			
	March 31.		June 30.		Sept. 30.		Dec. 31.			
							1876.	1877.		
Flour.....	157	\$1105 75	115	\$ 833 75	145	\$1051 25	156	\$1131 00	\$ 6 00	7 25
Butter.....	2358½	518 67	1739	382 58	2228	490 16	2153	473 66	20	22
Tea.....	822	267 65	723	238 59	826	272 58	680	224 40	31	33
Brown Sugar.....	3807	349 01	3068	276 12	3740	336 60	2800	252 00	07½	9
White.....	421	47 56	50	6 00	379	45 48	67	8 04	10½	12
Coffee.....	135	37 65	120½	30 94	144½	40 46	95	26 60	25	28
Chocolate.....	152	38 00	149	37 25	151	37 75	156	39 00	25	25
Beef.....	17627	1327 58	16284	1228 40	18193	1364 47	13779	1033 43	08	7½
*Pork.....	2700	189 00	2370	166 25	07	7
Mutton.....	845	63 37	2618	196 36	3940	295 51	06½	7½
Veal.....	58	4 35	99	7 42	114	8 55	05	7½
Peas.....	800	31 00	200	7 00	04	1 30
Molasses.....	451	179 20	641	256 56	414	165 60	425	169 92	37	40
Rice.....	1321	59 77	672	30 24	1120	50 40	868	39 08	04½	4½

TABLE 18.—Continued.
Cost of the Principal Items of Provisions for the year 1877.

ARTICLES.	Quarter ending				Quarter ending		CONTRACT PRICES.	
	March 31.		June 30.		Sept. 30.		1877.	
							1876.	
Barley.....	1102	\$ 60 12	697	34 85	896	\$ 44 80	\$ 06	5
Oatmeal.....	2456	81 02	2572	83 60	2756	89 57	03½	3¼
Corn Meal.....	2822	51 23	2548	45 85	1764	31 75	1 90	1 80
Dry Fish.....	4975	235 91	4800	228 00	4600	218 50	4½	4¾
Cheese.....	318¾	52 66	255	35 70	265	37 10	25	14
Biscuits.....	969	66 63	851	52 57	1007	70 49	6¾	7
Apples.....	30	60 00	2 00	3 50
Potatoes.....	1000	357 00	444	248 64	214	136 10	30 53	30 to 50
Vinegar.....	52	12 60	35	8 75	49	12 25	23	25
Salt.....	12	16 80	5	5 80	13	14 60	1 60	110 to 140
Onions.....	30	1 05	308	9 72	03	3½
Total.....		\$5213 58		\$4081 33		\$4714 82	Total.....	\$18760 49

Average number of patients 347 ; being at the rate per annum for provisions per patient \$54.06.

* Pork and Early Potatoes raised on farm included in the above.

TABLE 19.

Expenditure for labor, as shown by the Pay Lists; also for Salaries, 1877.

January.....	\$ 665 41	
February.....	658 17	
March.....	650 66	
Salaries.....	1350 00	\$3324 24
April.....	\$ 643 90	
May.....	624 28	
June.....	679 12	
Salaries.....	1650 00	3597 30
July.....	\$ 648 79	
August.....	660 44	
September.....	671 79	
Salaries.....	1350 00	3331 02
October.....	\$ 664 67	
November.....	661 82	
December.....	678 40	
Salaries.....	1745 97	3750 86
		<u>\$14,003 42</u>

The expenditure for labor and salaries, as shown above, is at the rate of \$40.36, per patient, being considerably lower than for several years past.

The cost of provisions has been somewhat in advance of last year's rate, owing to the higher price of many contract articles; flour for instance, was \$6.00 per bbl. in 1876, and \$7.25 in 1877.

Notwithstanding this increase, the amount paid for labor, salaries, and provisions for 1877, was five dollars per patient, *below the average of the five previous years*, namely, \$94.42, as compared with \$99.67.

COST PER PATIENT.	1872	1873	1874	1875	1876	1877
Provisions.....	55 77	55 15	54 46	57 14	52 18	54 06
Labor and Salaries.	45 20	46 87	44 85	45 25	41 47	40 36
	<u>\$100 97</u>	<u>\$102 02</u>	<u>\$99 31</u>	<u>\$102 39</u>	<u>\$93 65</u>	<u>\$94 42</u>

For a more detailed statement of the whole cost for the year, see Table 22, which includes Dietary Articles, Medicines, Furniture, Fuel, and Repairs—and covers every item of expenditure.

TABLE 20.
Field and Garden Produce, 1877.

Carrots.....	155 bushels	Early Potatoes.....	400 bushels
Parsnips.....	83 "	Radish.....	6 "
Beets.....	120 "	Spinach.....	26 "
Turnips.....	145 "	Lettuce.....	12 dozen.
Mangold.....	520 "	Celery.....	31 "
Peas.....	4 "	Cabbage.....	63 "
Beans.....	19 "	Maize.....	82 "
Onions.....	12 "	Tomatoes.....	4 "
Rhubarb.....	37 "	Squash.....	29 "

Cucumbers, Asparagus, and Sweet Herbs, Apples, Pears, Currants, Gooseberries, Strawberries, &c.

TABLE 21.
Articles made by the Female Patients, 1877.

233 Shirts,	225 Cotton Chemises,
110 Flannel Shirts,	25 Wool "
94 " Drawers,	92 Flannel Petticoats,
111 Cotton "	67 Skirts,
64 Fleecy Shirts,	50 Dusters,
51 Coats,	38 Collars,
147 pairs Pants,	10 Sacks,
80 Vests,	18 Mattrass Covers,
76 Neck Ties,	576 Sheets,
562 pairs Woollen Socks,	271 Pillow Cases,
187 " " Stockings,	49 " Ticks,
29 " Cotton "	40 Bolster "
74 " Mittens,	211 " Cases,
65 Night Gowns,	205 Bed Ticks,
10 Night Caps,	28 Quilts,
20 Day Caps,	130 Comforts,
126 Aprons,	363 Towels,
20 Hoods,	30 Toilet Covers,
18 Hats and Bonnets,	8 Table Cloths,
215 Dresses,	20 Window Blinds,
34 Jackets,	34 Bread Bags.
40 Hooked Mats,	

TABLE 22.

*Showing the Amounts received from Counties and other sources,
during the year 1877.—(Income).*

Annapolis Co.....	\$ 1200 00
Antigonish Co.....	1931 09
Cape Breton Co.....	3000 00
Colchester Co.....	1070 75
Cumberland Co.....	1500 00
Digby Co.....	
Guysboro District.....	1000 00
St. Mary's District.....	487 00
Halifax City.....	
Halifax Co.....	12098 76
Hants, West.....	1274 06
Hants, East.....	421 70
Inverness Co.....	1849 50
Kings Co.....	1700 00
Lunenburg District.....	621 87
Chester District.....	
Pictou Co.....	4000 00
Queens Co.....	600 00
Richmond Co.....	844 35
Shelburne District.....	
Barrington District.....	200 00
Victoria Co.....	129 29
Yarmouth District.....	771 02
Argyle District.....	181 73
Funds.....	603 86
Private Patients.....	4234 74
Sales Pigs, &c., at Hospital.....	823 27

\$40542 99

TABLE 22.—Continued.

Expenditure, 1877.

PROVISIONS :

Beef, Mutton, Veal.....	\$	5529	44
Dry Fish and Herring.....		951	74
Flour.....		4121	75
Corn Meal and Oatmeal.....		486	86
Barley, Rice and Peas.....		402	06
Tea.....		1003	22
Coffee, Chocolate and Broma.....		289	68
Milk.....		1628	29
Sugar.....		1320	81
Molasses.....		771	28
Butter.....		1865	07
Biscuits.....		227	14
Cheese.....		165	36
Apples.....		210	50
* Potatoes, Turnips and Onions.....		879	11
Tobacco.....		186	36
Vinegar.....		44	85
Arrowroot, Sago, and Corn Starch.....		32	25
Currants and Raisins.....		30	72
Salt, Soda, and Baking Powder.....		59	38
Hops and Malt.....		13	88
Pepper and Mustard.....		31	02
Cinnamon, Ginger, Allspice and Nutmegs.....		19	45
Eggs.....		11	57
Poultry and Sausages.....		56	44
Gelatine and Lemons.....		3	55
			<hr/>
			20341 78

* *Pork and Potatoes raised on Farm not included in Table.*

HOUSE AND OTHER EXPENSES :

Coal and Truckage.....	\$	5123	06
Soap and Potash.....		336	10
Starch and Blue.....		28	51
Candles, Oil, Fluid, &c.....		145	03
Buckets, Brooms and Baskets.....		105	68
Earthenware.....		242	98
Tinware and Repairs.....		156	28
Bedding and Clothing.....		4029	51
Furniture.....		273	40
Boots and Shoes.....		673	42
Stationery.....		192	70
Funeral Expenses.....		47	25
Farm Implements.....		204	71
Ferriage and Cab Hire.....		169	90
Hay and Straw.....		1250	00
Oats and Feed.....		388	42
			<hr/>
<i>Carried Forward.....</i>	\$	13366	95
			\$20341 78

TABLE 22.—*Continued.*
Expenditure 1877.

<i>Brought Forward</i>	\$13365 95	\$20341 78
Recaptures.....	15 50	
Seeds.....	22 22	
Smith Work.....	139 11	
Blacking and Matches.....	40 70	
Incidentals.....	10 92	
	<hr/>	13595 40
SALARIES AND WAGES :		
Commissioners.....	600 00	
Officers.....	5495 97	
Pay List.....	7907 45	
	<hr/>	14003 42
MEDICINES, &C :		
Drugs.....	271 87	
Wine.....	27 50	
Recreation.....	85 08	
	<hr/>	384 45
REPAIRS, INSURANCE, &C :		
Lumber.....	186 04	
Carpenters Wages.....	438 20	
Engineer s Laborer.....	390 00	
Hardware.....	540 66	
Repairs.....	3237 61	
Insurance.....	570 00	
Return Maintenance.....	39 29	
Advances to Patients.....	40 70	
Medical Certificates.....	35 00	
Medical and other Books.....	39 16	
Postage.....	65 91	
Commission Expenses.....	72 94	
Labor at Ice.....	55 50	
Duty on Organ.....	146 36	5857 37
	<hr/>	<hr/>
Total.....		\$54182 42

The annual cost for each patient for 1877 has been as follows :—

For Food.....	\$ 58 62
“ House Expenses.....	39 18
“ Salaries and Wages.....	40 35
“ Medicines.....	1 11
	<hr/>
	\$ 139 26
Repairs and Insurance.....	16 88
	<hr/>
	\$ 156 14

Equal to \$3 per week per patient.

STATEMENT TO BE FORWARDED TO THE MEDICAL SUPERINTENDENT, WHEN
APPLICATION IS MADE FOR THE RECEPTION OF A PATIENT.

1. Name of patient (in full),
2. Where born,
3. Son (or daughter) of,
4. Residence County of,
5. Age Last Birthday,
6. State as to marriage,
7. Number and age of Children.
8. Occupation, (or that of Father or Husband).
9. Natural Disposition,
10. Habits in Health—as to Temperance, etc.
11. Education.
12. Religion.
13. Age at first attack,
14. Insanity, how first manifested.
15. Number and duration of attacks.
16. Where under treatment, and when.
17. What relatives similarly affected.
18. Supposed cause, Remote,
19. " " Recent,
20. Duration of present attack.
21. State as to sleep,
22. Appetite for food,
23. State of bodily health.
24. Whether subject to Epilepsy.
25. Any faltering of Speech, or loss of power.
26. Present habits and propensities.
27. What Delusions.
28. Whether Suicidal (attempted or threatened), and how.
29. If dangerous to others, how.
30. Pecuniary Circumstances, (or to whom chargeable.)
31. Post-office address of nearest friend, and degree of relationship.
32. Other Particulars.

I Certify that to the best of my knowledge the above particulars are correctly stated; and I hereby request you to receive the above named _____ whom I last saw at _____ on the _____ day of _____, (being within one month from this date,) as a person of unsound mind, as a patient into the Nova Scotia Hospital for the Insane.

Name.

Address.

Date,

Degree of relationship (if any) or other circumstances connected with the patient.

N. B.—If any of the particulars in this statement be not known, the fact to be stated. No patient to be sent to Hospital until a reply shall have been received to this statement.

CERTIFICATE.

(a) Name in full. I, the undersigned ^a
(b) Qualification. being ^b and in actual practice,
hereby certify that I, on the day of
(c) Locality. 18 at ^c in the County of
seperately from any other Medical Practitioner, person-
(d) Name in full. ally examined ^d
(e) Residence. of ^e (f) and that the sa.
(f) Occupation. is a person of unsound
mind, and a proper person to be taken charge of, and
detained under care and treatment; and that I have
formed this opinion on the following grounds, viz:

1. Facts indicating insanity observed by myself:*

- 1. Appearance.
- 2. Conduct.
- 3. Conversation.

(g) State the information and from whom.

2. Facts, indicating insanity, communicated to me by others: ^g

Name

Place of Residence

Date

N. B.—Two Certificates (dated within one month of the commitment) are required in every case. The second should not be signed by the father, brother, son, or assistants of the Medical Practitioner, who has signed the first Certificate.

* The facts upon which (from personal observation) the opinion of insanity has been formed, should always be specified.

