

The report of the Committee of Visitors, and Medical Superintendent of the Devon County Lunatic Asylum for the year 1871.

Contributors

Devon County Lunatic Asylum.
Sanders, Edward A.
Saunders, G. Symes.
Sanders, Frederick.

Publication/Creation

Exeter : Printed by William Pollard, 1872.

Persistent URL

<https://wellcomecollection.org/works/k3qtm7d6>

License and attribution

This work has been identified as being free of known restrictions under copyright law, including all related and neighbouring rights and is being made available under the Creative Commons, Public Domain Mark.

You can copy, modify, distribute and perform the work, even for commercial purposes, without asking permission.



Wellcome Collection
183 Euston Road
London NW1 2BE UK
T +44 (0)20 7611 8722
E library@wellcomecollection.org
<https://wellcomecollection.org>

DEVON EASTER SESSIONS, 1872.

THE REPORT

OF THE

COMMITTEE OF VISITORS,

AND

MEDICAL SUPERINTENDENT

OF

THE DEVON COUNTY LUNATIC
ASYLUM,


FOR THE YEAR 1871.

EXETER:

PRINTED BY WILLIAM POLLARD, 58, NORTH STREET.

1872.





Digitized by the Internet Archive
in 2018 with funding from
Wellcome Library

LIST OF THE COMMITTEE OF VISITORS,

1872.

Chairman :

E. A. SANDERS, Esq., Stoke House, Exeter.

EARL OF DEVON, Powderham Castle, near Exeter.

EARL FORTESCUE, Castle Hill, Southmolton.

LORD CLINTON, Heanton, North Devon.

LORD POLTIMORE, Poltimore, Exeter.

SIR E. S. PRIDEAUX, Bart., Netherton Hall, Honiton.

SIR STAFFORD H. NORTHCOTE, Bart., M.P., Pynes,
Exeter

SIR JOHN L. DUNTZE, Bart., Starcross, Exeter.

SIR LAWRENCE PALK, Bart., M.P., Haldon House, Exeter.

SIR J. T. B. DUCKWORTH, Bart., Weir House, Exeter.

J. H. BULLER, Esq., Downes, Crediton.

D. B. DAVY, Esq., Grove Hill, Topsham.

E. S. DREWE, Esq., The Grange, Cullompton.

JOHN GARRATT, Esq., Bishop's Court, Exeter.

CHARLES GORDON Esq., Wiscombe Park, Honiton.

J. G. JOHNSON, Esq., Cross, Torrington.

S. T. KEKEWICH, Esq., M.P., Peamore, Exeter.

WM. MILES, Esq., Exeter.

JOHN MILFORD, Esq., Coaver, Exeter.

REV. J. H. PARLBY, Manadon, Plymouth.

T. E. DRAKE, Solicitor, Exeter,

Clerk to the Visitors,

ASYLUM STAFF.

Medical Superintendent :

DR. G. SYMES SAUNDERS.

Assistant Medical Officer :

DR. REES-PHILIPPS.

Chaplain :

REV. G. F. LEWIS

Clerk of Asylum :

MR. F. SANDERS.

Auditor :

MR. F. POLLARD.

Storekeeper :

MR. W. B. KENNEDY.

Housekeeper :

MRS. QUICKE.

Head Female Attendant :

MISS MORGAN.

Head Male Attendant :

MR. KENDALL.

REPORT OF THE COMMITTEE OF VISITORS.

Epiphany Sessions, January 2nd, 1872.

The Committee of Visitors of the Devon County Lunatic Asylum, in presenting their Annual Report as required by Act of Parliament, have much pleasure in being able to state that the condition of the Asylum during the past year has been in all respects satisfactory, and that the health of the patients (notwithstanding the very crowded state of the wards) has been good.

There are now in the Asylum 704 patients, of whom 268 are males; and 436 females. The admissions for the past year have been 185—83 males, and 102 females—95 have been discharged and 74 have died; of the total number in the Asylum 64 are borough patients.

The buildings are in good repair, and much progress has been made during the past year in the removal of the asphalted floors and substitution of timber. The inadequacy of bath accommodation has induced the Committee to consider the plans prepared some time since by their orders, and they have resolved to submit them to the Court at this Sessions, and to ask them for a grant of £600 to enable them to carry out the work. The health and comfort of the patients render this absolutely necessary to be accomplished without further delay.

The Committee have also to ask for a grant of £400 for a new boiler and new heating apparatus in lieu of the old ones which are worn out. Also for a grant of £200 for completing the farm buildings.

Another matter which, though not so urgent, as the preceding, must yet be very soon brought under the consideration of the Court, namely, the insufficiency of accommodation in the Chapel which in the reports to Parliament is stated to be "a Chapel of most inconvenient position and structure, and totally inadequate for an Asylum with a population of more than 750 persons." The present Chapel will accommodate 150 only, and the Committee understand from the Medical Superintendent that at least 400 might attend if adequate room were afforded. The Committee at present have no definite proposition to submit to the Court, but they mention the subject as one that must shortly engage its serious attention.

In their last report the Committee referred to the appointment they had made of two officers, namely, a storekeeper, and auditor ; they were led to make these appointments in order to the better and more economical management of the Asylum, and they have the gratification of reporting that the results have been most satisfactory. During the past year the Committee have been enabled to reduce the weekly charge for county patients from 9s. 6d. to 8s. 6d. per week, a charge as low, if not lower than at any other Asylum in the kingdom.

Of the conduct of the officers and servants of the Asylum the Committee have every reason to speak in terms of high praise, and especially of the kind and skilful treatment which the patients receive from the Medical Superintendent, Dr. Saunders.

The Committee will, as the Act of Parliament requires, prepare a statement of the accounts for the past year, and present it to the Court at the next Quarter Sessions. They have to remind the Court that the appointment of Visitors must now be made for the ensuing year.

EDWARD A. SANDERS, *Chairman.*

TWENTY-SIXTH ANNUAL REPORT
OF THE
MEDICAL SUPERINTENDENT.

The Medical Superintendent has the honour to submit to the Committee of Visitors the Twenty-sixth Annual Report, accompanied by the Statistical Tables in the Appendix.

During the year 1871, 185 Patients have been admitted, of whom 83 were males and 102 were females.

The deaths during the year have been 74,—males, 38, females, 36.

During the same period 95 Patients have been discharged,—males, 46 ; females, 49. Of this number 69 were discharged recovered,—males, 33 ; females, 36.

Compared with the previous year, the admissions show a decrease of 18, the discharges a decrease of 51, and the deaths an increase of 6.

The total number of Patients under treatment during the year has been 873,—males, 352 ; females, 521.

The following Table gives more fully the changes which have occurred.

		Males.	Females.	Total.
Patients in Asylum, 1st Jan., 1871	...	269	419	688
Admitted for the first time	...	67	67	134
Re-admitted during the year	...	16	35	51
		<hr/>	<hr/>	<hr/>
Total under care during the year	...	352	521	873

	M.	F.	M.	F.	Total.
Total brought forward	352	521	873
Discharged or Removed—					
Recovered ...	33	34			
Relieved ...	7	7			
Not Improved ...	6	6			
Not having been found					
Insane ...		2			
Died ...	38	36			
	—	—			
Total discharged and died	84	85	169
Remaining 1st Jan., 1872	268	436	704
Average number resident during the year			271	426	697
Maximum number on Books, Aug. 30th			280	434	714
Minimum, February 12th, 1871	264	414	678
Number deemed curable, 1st. Jan., 1872			9	11	21

Of the 704 Patients in the Asylum, 640 are chargeable to Unions; 6 to Plymouth, 25 to Exeter, and 33 to other non-contributing boroughs.

The per-centage of recoveries on the admissions has been 37·3; 39·7 per cent. on the males, and 35·2 on the females, which is somewhat lower than in previous years; the reason being that the year commenced with 24 probably curable Patients, and the admissions have been of a less satisfactory class than is usual. As the year has closed with only 21 Patients who are probably curable, a high per-centage of recoveries for the coming year cannot be anticipated.

The average per-centage of recoveries in the English County and Borough Asylums for the last year was 36·36.

The rate of mortality has been 10·6 per cent. on the daily average number resident; 14 per cent. on the males, and 8·6 per cent. on the females; and, calculated upon the total number of Patients under treatment, has been 8·47. The number of deaths to 100 of the average number resident in the County Asylums for the previous year was 10·81 and 8·48 per cent. on the total number under treatment.

The following have been the chief causes of death:—
 General Paralysis, 18; Epilepsy, 4; other Diseases of Brain, 5; Phthisis Pulmonalis, 12; Diseases of Heart and Lungs, 10; Diarrhoea, 7; Peritonitis, 1; Erysipelas, 1; Cancer uteri, 2; Cancer of Stomach, 1; General Debility and Old Age, 9; Suicide by Drowning, 1; other Diseases, 3.

The general health of the patients has been good, and there has not been any epidemic disorder in the Institution during the year, although the wards in the female division are much overcrowded, and it has at times been difficult to find accomodation for patients as they have presented themselves for admission.

An inquest was held on W. P., a male Patient, who was drowned in a manure pit in the garden, on the 29th April last. This pit was usually dry, and was a receptacle for garden refuse, but at this period, owing to recent heavy rains, contained about three feet of water. At the time of admission he was suffering from Melancholia, with symptoms of General Paralysis, but, having shewn marked symptoms of improvement, he had for several months been sent out with a working party in the garden. On the day in question the gardener neglected to count the Patients as they left the garden for dinner; this Patient loitered behind, and was found dead a quarter of an hour afterwards. All attempts to restore him by artificial respiration failed.

A large number of Patients with suicidal tendencies have been under treatment. These Patients at all times are a great source of anxiety to the medical officers and attendants, and tax their care and attention to the utmost. It is but justice to state that the nurses and attendants, as a rule, deserve every credit for their praiseworthy efforts to thwart the cunning and determination shewn by Patients of this class.

There are but few casualties of a serious nature to report. In September last the brewer, Barrow, sustained a fracture of two ribs from the violence of a Patient. The attack was entirely unprovoked. M——, a male Patient, was operated on for strangulated hernia; he made a rapid recovery.

On the 25th of June a fire occurred in the servants' hall. The damage was fortunately limited to this room, and was not considerable. The circumstance induced the Visitors to effect new policies of insurance on the Asylum buildings, furniture, and stores.

The following structural alterations and additions to the Asylum buildings have been carried out. A detached mortuary has been erected. The asphalte in the galleries and day-rooms is being gradually replaced by pitch pine flooring. The work is performed by our own staff of artizans, with the assistance of Patients, and at the present time new flooring has been laid down in three wards, and the whole of the work will be completed by the end of the year 1872. The female new house has been painted and papered throughout. Much has also been done in the wards generally to give them a more cheerful aspect.

The twenty-fifth report of the Commissioners in Lunacy contains valuable statistics, shewing the proportion of pauper lunatics to population and to paupers in every county in England and Wales. The per-centages of the insane poor of every county maintained in Asylums, kept in Workhouses, and resident as out-door paupers, are likewise set forth. An excerpt from these tables, shewing the state of pauper lunatics in this county, may not be devoid of interest.

On the 1st of January, 1871, there were in Devon 1438 pauper lunatics, 686 of whom were maintained in the County Asylum; 28 were in registered hospitals and licensed houses; 312 in workhouses; 324 residing with relatives and friends, and 70 were in Asylums chargeable to County and Borough rates.

The population of the County at the same date was 605,508; the total number of pauper lunatics, idiots, etc., 1438; and the rates per 1000 to the population, 2·37.

The total number of paupers of all classes on the 1st of January, 1871, was 35,222; total number of pauper lunatics, 1438; and the per-centage of pauper lunatics to paupers 4·08. Of the total number of lunatics (1438) 55·77 per cent. were maintained in Asylums; 21·70 per cent. kept in Workhouses; and 22·53 resided with relatives and friends.

It has been most gratifying and encouraging to your Superintendent that the weekly charge for maintenance has been reduced from 9s. 6d. to 8s. 6d. within the last year.

The average weekly cost of maintenance, medicine, clothing, and care of Patients, has been 8s. 3½d.

			s.	d.
Salaries and Wages	1	7¾
Provisions	4	1¼
Wine and Spirits		5
Necessaries (<i>e.g.</i> , Fuel, Light, Washing, &c.)		9¾
Surgery and Dispensary		5
Clothing		9½
Bedding and Furniture		3¼
Garden and Farm		5½
Miscellaneous (<i>e.g.</i> , Tobacco, Snuff, Stationery, &c.)		3½
Total			8	5¾
Less monies received for Goods and Produce sold		2⅛
Total average weekly cost per head			8	3½

The total weekly cost per head averaged in County Asylums 9s. 5½d. for the year 1870.

The only change in the staff of Officers was occasioned by the resignation, in July, of Dr. Burman, who had ably performed the duties of Assistant Medical Officer for more than two years. He resigned on his obtaining a similar appointment at the West Riding Asylum, Wakefield, and has been succeeded by Dr. Rees-Philipps, who, from his kindness to all, combined with his high professional abilities, is well qualified for the position he holds.

Your Medical Superintendent avails himself of the opportunity of acknowledging the valuable and willing aid he has received from the other Officers of the Asylum, and in conclusion begs to tender his thanks to the Visitors for their valued counsel and support, which have materially lightened his anxious and onerous duties during the past year.

(Signed)

G SYMES SAUNDERS, M.B. (LOND.)

Member of the Royal College of Physicians (Lond.)
Medical Superintendent,

TABLE No. 1.

Showing the Admissions, Re-Admissions, Discharges, and Deaths,
during the year 1871.

				Males.	Females.	Total.
In the Asylum, 1st January, 1871		269	419	688
	Males.	Fem.	Tot.			
Admitted for the first time						
during the Year	...	67	67	134		
Re-admitted during the year		16	35	51		
Total admitted	83	102	185
Total under care during the year		352	521	873
<i>Discharged or Removed.</i>						
Recovered	33	34	67	
Relieved	7	7	14	
Not Improved	6	6	12	
Not having been found Insane			0	2	2	
Certificate being informal	...		0	0	0	
Died	38	36	74
Total discharged and died during the year			..	84	85	169
Remaining in the Asylum, 31st December, 1871, (five being absent on trial)		268	436	704
Average numbers resident during the year			...	271	426	697

TABLE No. 2.

Showing the Admissions, Re-admissions, and Discharges, from the opening of
the Asylum, to the present date, 31st December, 1871.

				Males.	Females.	Total.
Admitted during the period of 26½ years			1780	1915	3695
Re-admissions	266	286	552
Total number of cases admitted	2046	2201	4247
<i>Discharged or Removed.</i>						
		Males.	Females.	Total.		
Recovered	791	930	*1721		
Relieved	92	108	200		
Not improved	88	67	155		
Died	807	660	1467		
Total discharged and died during the 26½ years	.			1778	1765	3543
Remaining 31st December, 1871	268	436	704
Average numbers resident during the 26½ years	.			221	304	525

* Inclusive of 2 Females discharged this year not having been found insane.

TABLE No. III.

Showing the Admissions, Discharges, and Deaths, with the Mean Annual Mortality and Proportion of Recoveries per Cent. of the Admissions for each Year since the Opening of the Asylum.

Year.	Admitted.			Discharged.			Dead.			Remaining in Asylum on 31st December.			Average Number Resident.			Per Centage of Recoveries on Admissions.			Per Centage of Deaths on Average Numbers Resident.			Year.
	M.	F.	T.	M.	F.	Tot.	M.	F.	Tot.	M.	F.	Tot.	M.	F.	Tot.	M.	F.	Mean.	M.	F.	Mean.	
1845-46 18 months	160	186	346	21	30	51	3	4	7	1	1	1	30	23	53	193	253	446	91	109	200	1845-46 18 months
1847	60	79	139	15	13	28	3	3	6	1	1	1	10	19	29	140	178	318	125	150	275	1847
1848	50	66	116	17	27	44	1	2	3	1	1	1	16	19	35	155	196	351	148	189	337	1848
1849	44	67	111	18	29	47	2	3	5	1	1	1	17	13	30	161	219	380	158	212	370	1849
1850	66	65	131	25	34	59	2	1	3	1	1	1	20	17	37	180	232	412	170	225	395	1850
1851	64	55	119	27	23	50	1	4	5	1	1	1	29	18	47	186	243	429	186	239	425	1851
1852	51	65	116	23	28	51	2	3	5	1	1	1	14	16	30	198	261	459	193	255	448	1852
1853	49	49	98	21	29	50	3	5	8	1	1	1	25	22	47	195	250	445	198	259	457	1853
1854	53	80	133	21	33	54	1	6	7	1	1	1	21	28	49	204	272	476	194	256	450	1854
1855	64	79	143	24	31	55	1	6	7	1	1	1	17	26	43	200	278	478	199	278	477	1855
1856	85	71	156	25	39	64	1	5	6	1	1	1	21	19	40	232	288	520	216	274	490	1856
1857	73	81	154	35	34	69	2	4	6	1	1	1	23	18	41	244	310	554	241	303	544	1857
1858	83	74	157	41	43	84	1	3	4	2	2	2	34	17	51	247	323	570	246	318	564	1858
1859	96	79	175	41	33	74	11	4	15	1	1	1	31	23	54	260	342	602	261	332	593	1859
1860	76	89	165	46	52	98	7	4	11	1	1	1	46	34	80	238	341	579	249	343	593	1860
1861	88	82	170	35	47	82	2	1	3	1	1	1	28	24	52	254	362	616	248	346	594	1861
1862	98	110	208	42	43	85	5	3	8	1	1	1	35	26	61	279	390	669	265	384	649	1862
1863	87	87	174	37	36	73	7	7	14	1	1	1	37	27	64	276	398	674	268	393	661	1863
1864	82	87	169	30	40	70	6	7	13	1	1	1	40	32	72	279	397	676	277	395	673	1864
1865	94	86	180	33	38	71	2	3	5	1	1	1	37	28	65	284	406	690	288	401	689	1865
1866	79	73	152	33	30	63	3	7	10	3	1	1	34	104	138	234	369	603	543	399	674	1866
1867	77	91	168	24	27	51	6	4	10	1	1	1	27	60	87	267	420	687	258	400	658	1867
1868	104	81	185	37	48	85	8	4	12	7	9	16	44	22	66	275	418	693	275	421	696	1868
1869	102	92	194	40	46	86	5	3	8	4	3	7	47	37	84	279	420	699	271	421	692	1869
1870	93	110	203	41	44	85	4	13	17	27	17	44	31	37	68	269	419	688	278	426	704	1870
1871	83	102	185	33	36	69	7	7	14	6	6	12	38	36	74	268	436	704	271	426	697	1871
Totals	2046	2201	4247	791	930	1721	92	108	200	88	67	155	807	660	1467	5849	8132	14001	5849	8132	14001	Totals

TABLE No. IV.

Showing the History of the Annual Admissions since the opening of the Asylum, with the Discharges and Deaths, and the Numbers of each Year remaining on the 31st December.

Year.	Admitted.			Of each Year's Admissions Discharged and Died in 1871.			Total Discharged and Died of each Year's Admissions.			Remaining of each Year's Admissions 31st December.			Year.
	New Cases.	Relapsed Cases.	Tot.	Recovered.	Relieved.	Not Improved.	Recovered.	Relieved.	Not Improved.	Died.	M.	F.	
From Opening to 31st Dec., 1859, 14 years	M. F. Tot.	M. F. Tot.	M. F. Tot.	M. F. Tot.	M. F. Tot.	M. F. Tot.	M. F. Tot.	M. F. Tot.	M. F. Tot.	M. F. Tot.	M. F. Tot.	M. F. Tot.	From Opening to 31st Dec., 1859, 14 years
1860	73 81 3 8 165	78 95 2093	1513 1806 3319	1 1 2	1 1 2	1 1 2	1 1 2	1 1 2	1 1 2	1 1 2	1 1 2	1 1 2	1860
1861	84 79 4 3 170	170 170 340	170 170 340	1 1 2	1 1 2	1 1 2	1 1 2	1 1 2	1 1 2	1 1 2	1 1 2	1 1 2	1861
1862	78 8 20 24 208	208 208 416	208 208 416	1 1 2	1 1 2	1 1 2	1 1 2	1 1 2	1 1 2	1 1 2	1 1 2	1 1 2	1862
1863	72 69 15 18 174	174 174 348	174 174 348	1 1 2	1 1 2	1 1 2	1 1 2	1 1 2	1 1 2	1 1 2	1 1 2	1 1 2	1863
1864	65 68 17 19 180	180 180 360	180 180 360	1 1 2	1 1 2	1 1 2	1 1 2	1 1 2	1 1 2	1 1 2	1 1 2	1 1 2	1864
1865	72 68 22 18 180	180 180 360	180 180 360	1 1 2	1 1 2	1 1 2	1 1 2	1 1 2	1 1 2	1 1 2	1 1 2	1 1 2	1865
1866	63 63 16 11 133	133 133 266	133 133 266	1 1 2	1 1 2	1 1 2	1 1 2	1 1 2	1 1 2	1 1 2	1 1 2	1 1 2	1866
1867	67 78 10 13 168	168 168 336	168 168 336	1 1 2	1 1 2	1 1 2	1 1 2	1 1 2	1 1 2	1 1 2	1 1 2	1 1 2	1867
1868	87 74 17 7 185	185 185 370	185 185 370	1 1 2	1 1 2	1 1 2	1 1 2	1 1 2	1 1 2	1 1 2	1 1 2	1 1 2	1868
1869	86 77 16 15 194	194 194 388	194 194 388	1 1 2	1 1 2	1 1 2	1 1 2	1 1 2	1 1 2	1 1 2	1 1 2	1 1 2	1869
1870	61 90 32 20 203	203 203 406	203 203 406	1 1 2	1 1 2	1 1 2	1 1 2	1 1 2	1 1 2	1 1 2	1 1 2	1 1 2	1870
1871	67 67 16 35 185	185 185 370	185 185 370	1 1 2	1 1 2	1 1 2	1 1 2	1 1 2	1 1 2	1 1 2	1 1 2	1 1 2	1871
Totals	1780 1915 266 286 4247	4247 4247 8494	4247 4247 8494	33 36 69	7 7 14	6 6 12	38 36 74	791 930 1721	92 108 200	88 67 155	807 660 1467	268 436 704	Totals

Summary of the Total Admissions.				Per-Centage of Cases Recovered.		
Males.	Females.	Both Sexes.		Recovered.	Relieved.	Not Improved.
38.66	42.26	40.53		4.50	4.91	4.71
4.50	3.05	3.65		39.45	29.98	34.54
13.09	19.80	16.57				
100.00	100.00	100.00				

* Inclusive of 2 Females Discharged this year, not having been found Insane

Showing the Admissions, Discharges and Deaths

Year		Admitted		Discharged		Deaths	
M.	F.	M.	F.	M.	F.	M.	F.
1871	102	102	182	32	32	69	69
1872	93	110	200	41	44	55	55
1873	102	92	194	40	48	62	62
1874	104	81	185	37	48	67	67
1875	77	91	168	24	37	51	51
1876	79	78	152	33	39	63	63
1877	94	88	180	32	39	69	69
1878	88	87	169	30	36	79	79
1879	87	87	174	37	36	78	78
1880	110	98	208	48	43	63	63
1881	88	82	170	32	47	56	56
1882	78	69	167	48	52	66	66
1883	80	79	179	41	45	74	74
1884	83	74	167	41	45	73	73
1885	81	81	164	38	34	69	69
1886	82	71	153	35	39	64	64
1887	79	79	143	34	31	79	79
1888	64	60	133	29	30	60	60
1889	51	69	118	28	31	51	51
1890	64	68	119	27	32	60	60
1891	68	68	131	25	34	69	69
1892	67	67	111	18	29	47	47
1893	50	66	116	17	27	44	44
1894	40	79	139	15	26	31	31
1895	180	180	346	21	20	3	3
Total		2301	2047	701	700	617	617

Showing the History of the Annual Admissions

Year		New Cases		Discharged Cases		Deaths	
M.	F.	M.	F.	M.	F.	M.	F.
1871	67	10	32	187	32	34	46
1872	61	30	200	20	20	10	10
1873	80	77	194	182	2	1	3
1874	87	74	185	182	3	1	1
1875	67	79	168	133	1	1	1
1876	63	63	160	130	1	1	1
1877	72	68	152	124	1	1	1
1878	71	69	143	119	1	1	1
1879	78	8	139	108	1	1	1
1880	78	41	133	8	1	1	1
1881	78	41	123	8	1	1	1
1882	970	1000	78	92	2002	1	1
From Opening to 31st Dec. 1895, 14 1/2 Years		1730	1915	585	585	37	36

TABLE No. 5.

Showing the Causes of Death during the Year.

Causes of Death.				Males.	Females.	Total.
<i>Cerebral or Spinal Diseases.</i>						
Epilepsy	2	2	4
General Paralysis	12	6	18
Softening and Disorganisation of Brain	2	2
Maniacal Exhaustion, with heart disease	1	1
Melancholic Exhaustion	1	1
" " with Diarrhœa	1	1
<i>Thoracic Diseases.</i>						
Heart Disease, with Bronchitis	2	2
" " Emphysema	1	1
" " Emphysema & Bronchitis	1	1
Phthisis	2	9	11
" with Intestinal Hæmorrhage	1	1
Bronchitis, with Emphysema	1	1
" " Polysarkia	1	1
" " Diffuse Arteritis	1	1
Gangrene of Lungs	2	2
Œdema of Lungs	1	1
<i>Abdominal Diseases.</i>						
Peritonitis	1	1
<i>General Diseases.</i>						
Diarrhœa	5	2	7
Erysipelas	1	1
General Dropsy	1	1
Old Age and General Debility	6	3	9
Cancer of Uterus	1	1
" Uterus, Liver, and Lungs	1	1
" Stomach and Peritoneum	1	1
Suffocation, caused by pressure of large Bronchocele	1	1
Caries of Sternum and Ichio-rectal Abscess	1	1
Suicide by Drowning	1	1
Total	38	36	74

Post-mortem examinations were made in nineteen cases.

TABLE No. 6.

Showing the Length of Residence, in those discharged Recovered, and in those who have Died during the Year.

Length of Residence.		Recovered.			Died.		
		<i>Male.</i>	<i>Female</i>	<i>Total</i>	<i>Male</i>	<i>Female</i>	<i>Total</i>
Under 1 month	1	1	2	4	4	8
From 1 to 3 months	9	14	23	6	3	9
" 3 " 6 "	12	11	23	4	3	7
" 6 " 9 "	5	4	9	1	1	2
" 9 " 12 "	2	1	3	1	2	3
" 1 " 2 years	1	3	4	8	5	13
" 2 " 3 "	3	5	8
" 3 " 5 "	3	1	4	1	4	5
" 5 " 7 "	1	1	3	1	4
" 7 " 10 "
" 10 " 12 "	2	1	3
" 12 " 14 "
" 14 " 17 "	1	1	2
" 17 " 20 "	1	1
" 20 " 23 "	2	2	4
" 23 " 26 "	2	3	5
Total	33	36	69	38	36	74

TABLE No. 7.

Showing the Duration of the Diseases on Admission in the Admissions, Discharges, and Deaths, during the year.*

	The Admissions.			The Discharges.			The Deaths.			
				Recovered.		Removed, Relieved, or otherwise.				
	Male.	Fem.	Total.	Male.	Fem.	Total.	Male.	Fem.	Total.	
FIRST CLASS.										
First attack, and within three months on admission ...	25	21	46	11	12	23	7	6	13
SECOND CLASS.										
First attack, above three, but within twelve months on admission ...	17	10	27	7	4	11	9	4	13
THIRD CLASS.										
Not first attack, and within twelve months on admission ...	21	35	56	10	14	24	5	5	10
FOURTH CLASS.										
First attack or not, but of more than twelve months on admission ...	13	24	37	3	3	6	12	14	26
FIFTH CLASS.										
First attack, duration unknown ...	3	1	4
SIXTH CLASS.										
Not first attack, duration unknown ...	1	6	7	2	2	1	1
SEVENTH CLASS.										
Which attack, not known; duration within twelve months	1	1	1	1	2
EIGHTH CLASS.										
Unknown altogether ...	3	2	5	2	2	4	3	6	9
NINTH CLASS.										
Not found insane	2	2	2	2
TOTAL.....	83	102	185	33	39	72	38	36	74

* For the most part taken from the Admission Papers.

TABLE No. 8.

Showing the Ages of the Admissions, Discharges, and Deaths during the year. (Taken from the Admission Papers.)

AGES.	The Admissions.			The Discharges.						The Deaths.			
				Recovered.			Removed, Relieved or otherwise.						
	M	F.	Tot.	M.	F.	Tot.	M.	F.	Tot.	M.	F.	T.	
From 5 to 10 years	—	—	—	—	—	—	—	—	—	—	—	—	—
„ 10 to 15 „	—	1	1	—	—	—	—	2	2	—	—	—	—
„ 15 to 20 „	4	3	7	1	4	5	1	—	1	1	—	1	—
„ 20 to 30 „	6	21	27	5	9	14	2	—	2	1	2	3	—
„ 30 to 40 „	18	27	45	7	7	14	3	3	6	5	9	14	—
„ 40 to 50 „	23	16	39	8	9	17	2	—	2	10	4	14	—
„ 50 to 60 „	10	15	25	4	3	7	2	4	6	7	10	17	—
„ 60 to 70 „	14	13	27	5	4	9	3	3	6	10	5	15	—
„ 70 to 80 „	6	5	11	2	—	2	—	—	—	3	4	7	—
„ 80 to 90 „	—	—	—	—	—	—	—	—	—	—	1	1	—
„ 90 upwards	—	—	—	—	—	—	—	—	—	—	—	—	—
Age not known	2	1	3	1	—	1	—	1	1	1	1	2	—
Total	83	102	185	33	36	69	13	13	26	38	36	74	—

TABLE No. 9.

Showing the condition as to Marriage in the Admissions, Discharges, and Deaths during the year. (Taken from the Admission Papers.)

Condition in reference to Marriage.	The Admissions.			The Discharges.						The Deaths.		
				Recovered.			Removed, Relieved or otherwise.					
	M.	F.	TOT.	M.	F.	TOT.	M.	F.	TOT.	M.	F.	TOT.
Single.	31	49	80	9	16	25	5	6	11	10	14	24
Married	45	33	78	22	17	39	7	1	8	23	21	44
Widowed	7	16	23	2	3	5	1	5	6	4	1	5
Unknown	—	4	4	—	—	—	—	1	1	1	—	1
Total	83	102	185	33	36	69	13	13	26	38	36	74

TABLE No 10.

Showing the probable Causes, apparent or assigned, in the Admissions,
Discharges, and Deaths, during the year.

CAUSES.	The Admissions.			The Discharges.						The Deaths.		
				Recovered.			Removed, Relieved or otherwise.					
	M.	F.	Tot.	M.	F.	Tot.	M.	F.	Tot.	M.	F.	Tot.
MORAL, <i>e.g.</i> ,												
Domestic troubles (ill-treatment by relatives, &c.)	1	4	5	2	3	5	1	1	2
Domestic afflictions (death or serious illness of relatives.) ...	2	7	9	2	3	5	1	1
Religious excitement ..	2	6	8	1	1	2	1	1	1	1
Money losses	5	5	2	2	1	1	1	1
Business excitement.....	1	1
Poverty and want of employment	10	4	14	5	3	8	1	1
Mental anxiety	1	1	2	1	1	2
Fright	3	3	1	1	1	1	3	3
Disappointment in love...	2	7	9	1	1	1	1
Loss of a good situation.	1	1
Loss of sight	1	..	1	1	1
Superstition ...	2	2	1	1
PHYSICAL, <i>e.g.</i> ,												
Dissipation and Drink ..	19	10	29	4	2	6	3	1	4	6	2	8
Epilepsy	7	5	12	2	3	5	3	1	4	3	4	7
Attack of gout	1	1
Over-study	1	1
Blows or falls on the head	7	1	8	2	2	2	2	3	3
Old age	7	2	9	1	1	6	2	8
The puerperal state	5	5	4	4
Congenital defect	1	1	1	1	1	1
Chorea	1	1	1	1
"After fever"	2	6	8	1	1	1	1
The "change of life"	3	3	2	2
Hard work and exposure	1	1
Debility	2	2	1	1	1	1
Cerebral hemorrhage ..	1	1	1	1
Hyperlactation	1	1
Sunstroke	3	3	1	1
Uterine disorders	3	3	1	1
Sudden cessation of dropsical discharge	1	1
Unascertained	14	23	37	10	12	22	5	5	10	11	16	27
Not found insane	2	2	2	2
TOTAL	83	102	185	33	39	72	13	13	26	38	36	74
CAUSES (<i>predisposing</i>)												
Hereditary taint	17	25	42	5	5	10	3	1	4	9	7	16
Previous attacks	41	48	82	10	10	20	5	1	6	6	7	13

TABLE No. 11.

Showing the forms of Disease in those admitted during the Year.

			Male	Female	Total	Male	Female	Total
Mania :								
a. Simple	15	23	38			
b. Acute	2	10	12			
c. Chronic	1	..	1			
d. from Drink	2	1	3			
e. Hysterical	2	2			
f. Puerperal	4	4			
g. With Epilepsy	3	...	3			
h. With symptoms of General Paralysis			2	...	2			
						25	40	65
Melancholia : (most cases suicidal)								
a. Simple	14	36	50			
b. Hysterical	1	1			
c. With Epilepsy	1	...	1			
						15	37	52
Dementia :								
a. Simple	11	7	18			
b. Acute	3	3			
c. Senile	7	3	10			
d. With Epilepsy	4	4	8			
e. With symptoms of General Paralysis	1	1			
						22	18	40
Imbecility :								
a. Simple	1	..	1			
b. With Epilepsy	2	1	3			
						3	1	4
General Paralysis	18	4	22
Not found Insane	2	2
Total			83	102	185

TABLE No. 12.

Showing the Occupations of those admitted during the year.
(Taken from the Admission Papers).

MALES.

Porter 1	Verger 1
No occupation 4	Blacksmith 1
Labourer 12	Beer Retailer 1
Tailor 2	Ostler 1
Carrier 1	Coach Builder 1
Farmer 7	Farm Servant 1
Shoemaker 3	Shepherd 2
Agricultural Labourer 9	Shipwright 1
Sailor 2	Carver 1
Mason 1	Plasterer 2
Painter 4	Gentleman's Servant 1
Draper 1	Quay Labourer 1
Grocer 1	Cabinet Maker 1
Carpenter 10	Superannuated Letter Carrier ...	1
Waterman 1	Police Constable 1
Domestic Servant 1	Butler 1
Sailmaker 1	Labourer and Sailor 1
Mine Labourer 1		
Miller 2		
			<hr/> 83

FEMALES.

Lacemaker 4	Sempstress 1
No occupation 16	Dressmaker 3
Errand woman 1	Wife of a Tanner 1
Fish woman 1	Wife of a Farmer 2
Occupation not known 3	Wife of a Thatcher 1
Servant 20	Hawker 1
Sailor's wife 4	Wife of a Butler 1
Housekeeper 3	Wife of a Coastguardsman 1
Charwoman 4	Washerwoman 1
Draper's Assistant 1	Schoolmistress 2
Labourer's Wife 8	Wife of a Cordwainer 1
Bookseller's Daughter 1	Laundress 2
Wife of a Fish Dealer 1	Domestic Servant and Lacemaker	1
Barmaid 1	Shopkeeper 1
Wife of a Miner 1	Wife of a Painter 1
Daughter of a Labourer 3	Widow of a Tailor 1
Prostitute 2	Wife of an Engine Fitter 1
Wife of a Miller 1	Wife of a Soldier 1
Needle Woman 1		
Pauper 2		
Wife of a Smith 1		
			<hr/> 102

TABLE No. 13.

Showing the Religious Persuasion, so far as known, of those admitted during the year (Taken from the Admission Papers.)

	Males	Females	Total.
Church of England	62	59	121
Protestant	5	5	10
Wesleyan	1	3	4
Wesleyan Methodist	2	3	5
Plymouth Brethren	2	1	3
Independent	—	5	5
Bible Christian	1	2	3
Baptist	1	4	5
Dissenter	1	6	7
Roman Catholic.....	1	2	3
Presbyterian	1	—	1
Protestant Dissenter	—	2	2
Calvinist	1	—	1
Nonconformist	1	—	1
Unitarian	1	1	2
Religion not known	2	9	11
No Religion	1	—	1
Total.....	83	102	185

* TABLE No. 14.

Showing the average Attendance of Patients at Chapel, at the Weekly Entertainments and Amusements, and the numbers Walking beyond the grounds during the year.

	Males.	Females.	Total.
Attendance at Chapel :			
Sundays, 1st Service	55	80	135
„ 2nd „	30	47	77
„ 3rd „	55	80	135
Total number of Patients attending Chapel on Sundays	85	127	212
Week-days (Morning Prayer)	45	100	145
Attendance at Weekly Entertainments (Dances, Concerts, Readings, Lectures, &c.)	75	150	225
Walking beyond Asylum Grounds between 2 and 5 p.m. :			
On Sundays	55	50	105
On Wednesdays	—	40	49

* Compiled from returns made by the Chief Attendants.

TABLE No. 15.

Showing the average number of Patients employed during this
year (Made up from the Returns of the Chief Attendant.)

MALES.

Tailors	3
Shoemakers	4
Carpenters	3
Masons	6
Blacksmiths	1
Painters	2
Matmakers and Weavers	2
Tinman	1
Coir Pickers	25
Emptying and refilling Bed-ticks	17
Working in Laundry	4
Turning mangle	1
Turning wringing machine	1
Washing mens' clothes	2
Blanket washing (6 weeks in the year)	10
Carrying coals	6
Carrying ashes	4
Working in kitchen	3
Working in stables	4
Cleaning wards	52
Cleaning corridors	8
Cleaning Chapel	2
Cleaning windows	6
Cleaning airing grounds, &c.	8
Errand man	1
Cutting firewood	1
Assisting Storekeeper	2
" House-porter	1
" Engineer	3
" Brewer	4
" Baker	2
Attending piggery	3
Farm labourers	35
Working in garden	22
Total	249

FEMALES.

Assisting in wards and employed in other domestic occupations	110
Working in laundry	39
" kitchen	28
Needle workers	90
Total	267

TABLE No. 16.

Shewing the Number of Pauper Lunatics and Idiots in the County of Devon
in the County Asylum, in Workhouses, and Residing with Friends.

	IN THE COUNTY ASYLUM.			IN WORKHOUSE.			RESIDING WITH FRIENDS.		
	M.	F.	Total.	M.	F.	Total.	M.	F.	Total.
Axminster	4	13	17	3	4	7	2	2
Barnstaple	21	31	52	*
Bideford	8	17	25	1	5	6	1	6	7
Credon	8	18	26	10	9	19	4	7	11
County of Devon.....	7	6	13
Dartmouth	2	5	7
Devonport	16	40	56	10	28	38	5	5
Exeter	13	12	25	*
East Stonehouse.....	1	11	12	1	4	5	1	1
Honiton	14	24	38	*
Holsworthy ..	4	6	10	*
Kingsbridge	7	10	17	6	5	11	1	1	2
Newton Abbot	54	49	83	5	7	12	3	8	11
Okehampton	13	10	23	3	1	4	12	12	24
Plymouth	3	3	6	*
Plympton St. Mary	12	19	31	6	4	10	6	10	16
Southmolton	10	11	21	4	5	9	1	1
St. Thomas	37	62	99	8	9	17	10	18	28
Taunton	2	2
Torrington	7	12	19	2	7	9
Tavistock	11	18	29	4	10	14	4	9	13
Totnes	20	34	54	11	9	20	5	8	13
Tiverton	11	23	34	8	4	12	17	13	30
Wellington	3	2	5
TOTAL	268	436	704

* No Returns made.

ARTICLES OF CLOTHING, BEDDING, &c., MADE DURING
THE YEAR 1871.

MEN'S.					
Jackets	314	Petticoats	136
Waistcoats	274	Stays	26
Trousers	304	Aprons	946
Attendants' Jackets	53	Tick Gowns	4
Patients' Capes	45	Handkerchiefs	389
Flannel Waistcoats	372	Flannel Shifts	115
Serge Drawers	87	Ditto Drawers	22
Shirts	454	Cotton ditto	73
Caps	456	Soft Bonnets	147
Tick Frocks	37	Cotton Shifts	36
Stocks	167			<hr/>
		<hr/>			3826
		2563			
MISCELLANEOUS.			BOOTS AND SHOES.		
Window Blinds	30	Boots and Shoes made	470
Ditto Curtains	48	Ditto repaired	1119
Muslin ditto	45			<hr/>
Table Cloths	39			1589
Towels	15			
Tea Bags, &c.	8	BEDDING, &c.		
Shrouds and Caps	59	Bed Cases	49
Bandages	74	Pillow Cases (Tick)	10
		<hr/>	Tick Rugs	34
		318	Chair and Sofa Covers	9
			Toilet Covers	12
			Sheets	557
			Pillow Cases (Linen)	195
			Attendants' Pillow Cases	17
			Ditto Sheets	6
			Epileptic Pillows	24
					<hr/>
WOMEN'S.					913
Gowns	846			
Shifts	806			
Caps	280			

8,000 Articles of Clothing and Bedding are washed weekly in the Laundry.

List of Officers and Servants.

OFFICERS.

	£	s.	d.		£	s.	d.
+ Medical Superintendent	500	0	0	Clerk of Asylum	120	0	0
* Assistant Medical Officer	120	0	0	Auditor	25	0	0
Chaplain	250	0	0	* Storekeeper	80	0	0
Clerk to the Visitors	60	0	0	* Housekeeper	50	0	0

SERVANTS,

MALES.

* Head Attendant	40	0	0
* 1 Attendant	30	0	0
* 1 ditto	28	0	0
* 2 ditto at 27l. each	54	0	0
* 3 ditto at 24l. „	72	0	0
* 1 ditto (and Organist 6l.)	30	0	0
* 1 Night Watch	27	0	0
* 7 Attendants at 20l each	140	0	0
* † Farm Bailiff	75	0	0
1 Gardener	46	16	0
Brewer at 21s. per week	54	12	0
* Baker at 12s. per week	31	4	0
* House Porter	20	0	0
1 Tailor	52	0	0
1 Ditto	41	12	0
† 1 Gate Keeper	20	16	0
† 1 Engineer and Gas Maker	59	16	0
1 Stoker at 14s. per week	36	8	0
1 Shoemaker	52	0	0
1 Assistant ditto	44	4	0
	96	4	0

FEMALES.

* 1 Head Attendant	40	0	0
* 1 Cook	25	0	0
* 1 ditto at New House	16	0	0
* 1 House Maid 12l. and			
1 Kitchen Maid 12l.	24	0	0
* 1 Scullery Maid	10	0	0
* 1 Needlewoman	20	0	0
* 1 Laundress	25	0	0
* 2 Night Watches at 15l.	30	0	0
* 1 Assistant Laundress at			
14l, 2 ditto at 12l.	58	0	0
* 1 Attendant at 25l, and			
1 ditto at 22l	47	0	0
* 1 ditto at 21l, 2 ditto at			
19l., and 1 ditto at			
18l.	77	0	0
* 1 Ditto	16	0	0
* 3 ditto at 15l.	45	0	0
* 3 ditto at 14l.	42	0	0
* 3 ditto at 13l.	39	0	0
* 9 ditto at 12l.	108	0	0
* 1 Machinist	12	0	0

+ Marked thus, have furnished house, light, fire, vegetables, milk, butter, and Washing

* Marked thus, have apartments, board, and washing.

† Marked thus, have an unfurnished house.

*† Unfurnished house, light, fire, soap, vegetables, milk and butter
Without any mark, are non-resident, and have no other emoluments.

ARTISANS.

Paid out of Building and Repair Account.

Foreman of Works and Carpenter,	£1	5	0	per week
1 Carpenter at	1	2	0	„
1 Ditto „	1	0	0	„
1 Ditto „	0	18	0	„
1 Mason „	1	2	0	„
1 Ditto „	1	0	0	„
1 Painter and Plumber at	1	2	0	„
1 Ditto ditto	0	14	0	„

COMPARATIVE STATEMENT

OF THE

PAYMENTS AND AVERAGE WEEKLY COST per head
during the years 1870 and 1871.

	1870.	1871.	1870.	1871.
	Total Payments.	Total Payments.	Average Weekly cost per head.	Average Weekly cost per head.
	£ s. d.	£ s. d.	s. d.	s. d.
1 Monies invested
2 Salaries and Wages ...	2755 8 4	2980 12 7	1 6	1 7 $\frac{3}{4}$
3 Provisions ...	8647 6 7 $\frac{1}{2}$	7455 11 5 $\frac{1}{2}$	4 8 $\frac{1}{2}$	4 11 $\frac{1}{2}$
4 Wine, Spirits, and Porter ...	112 19 2	93 17 3		
5 Necessaries (<i>e.g.</i> Fuel, Light, Washing, etc.)...	1752 3 4 $\frac{1}{2}$	1478 10 1	11 $\frac{1}{2}$	9 $\frac{3}{4}$
6 Surgery and Dispensary ...	102 14 1	88 13 10		
7 Clothing ...	2211 4 9 $\frac{1}{2}$	1438 1 4 $\frac{1}{2}$	1 2 $\frac{1}{2}$	9 $\frac{1}{2}$
8 Furniture and Bedding ...	1074 17 2 $\frac{1}{2}$	498 17 9	7	3 $\frac{1}{4}$
9 Funeral Expenses ...	23 14 1	20 5 8	—	—
10 Building and Repairs ...	833 8 6	657 19 10	—	—
11 Garden and Farm ...	597 1 2	823 17 9	4	5 $\frac{1}{2}$
12 Rent of Land, Rates, Taxes, Insurance, &c....	47 4 2	44 3 2		
13 Miscellaneous, viz :—				
Tobacco, Snuff, Pipes	198 1 5	154 1 2		
Patients' Amusements	9 5 3	10 11 7		
Stationery, &c. ...	182 1 6	120 17 11	4	3 $\frac{1}{2}$
Postage, Carriage of Parcels, &c. ...	44 13 4	56 7 9		
Small Bills, &c. ...	141 14 11	61 9 2		
Out-door Maintenance	...	67 19 0		
Total ...	18733 17 11	16051 17 4	9 9	8 5 $\frac{3}{4}$
Less monies received for articles, goods, and produce sold (exclusive of those consumed in the Asylum)	0 1	0 2 $\frac{1}{8}$
Total average weekly cost per head	9 8.	8 3 $\frac{3}{8}$

Weekly charge for Paupers from Counties or Boroughs to which Asylum
belongs ... 9 0
Ditto ditto for other Counties or Boroughs ... 12 6
The excess beyond the ordinary weekly charge is carried to Building and Repair Fund.

	1870.	1871.
Average number of Patients ...	704	697
Average Cost per head ...	9s. 8d.	8s. 3 $\frac{3}{8}$ d.

General Statement of Receipts and Payments of the

RECEIPTS.

	£	s.	d.
Balance due from Treasurer on 1st January, 1871 ..	1790	16	0
Ditto from Clerk on his Petty Cash Account, 1st January, 1871		9	2

Received for County and Borough Patients :

UNIONS.	£	s.	d.
Axminster	593	14	11
Barnstaple	922	18	10
Bideford	646	3	10
Crediton	579	7	0
County of Devon	310	19	0
Devonport	1238	7	10
Honiton	909	9	5
Holsworthy	184	6	0
Kingsbridge	541	11	0
Newton Abbot	1967	19	4
Okehampton	548	14	11
Plympton St. Mary	761	9	9
East Stonehouse	270	3	1
Southmolton	528	8	0
St. Thomas	2218	18	8
Torrington	480	14	3
Tavistock	682	0	11
Tiverton	775	18	2
Totnes	1421	0	9
	15382	5	8

BOROUGHES.	£	s.	d.
Barnstaple	92	18	0
Bideford	27	7	6
Darimouth	67	0	0
Exeter	892	19	3
Plymouth	180	2	9
Plymouth Town Council	69	5	0
Tiverton	148	13	9
	1478	6	3

UNIONS, &C., IN OTHER COUNTIES.	£	s.	d.
Penzance	7	10	5
Redruth	6	17	6
Taunton	46	18	7
Wellington	98	12	11
Woolwich	1	13	6
	161	12	11

	17022	4	10
Interest paid by Treasurer on Balances	53	0	6
Butter	17	9	0
Eggs	3	8	

Carried over .. £18884 3 2

Devon County Lunatic Asylum for the Year 1871.

PAYMENTS.

	£	s.	d.	£	s.	d.
<i>Salaries and Wages. (See Details, page 24)</i>						
Officers' Salaries (<i>see List</i>)	1306	9	1			
(including £50 Gratuity to Dr. Saunders for extra services, and cheque £25, not cashed in previous year).						
Servants' Wages (including occasional Attendants)	1663	15	6			
Occasional Schoolmaster	10	8	0			
				2980	12	7
(Amount last year, 2755 <i>l.</i> 8 <i>s.</i> 4 <i>d.</i>)						
<i>Butter (supplied by Contract) and Eggs.</i>						
Butter, 176 <i>l.</i> 9 <i>s.</i> 9 <i>d.</i> ; Eggs, 18 <i>s.</i> 2 <i>d.</i>				177	7	11
(Amount last year, 181 <i>l.</i> 0 <i>s.</i> 3½ <i>d.</i>)						
Butter, Milk, &c., from the Dairy, not charged to the debit of this Account, £641 17 <i>s.</i> 6 <i>d.</i>						
<i>Cheese (supplied by Contract.)</i>						
Average Contract Price for the year—Raw Milk, 3 <i>l.</i> 6 <i>s.</i> 6 <i>d.</i> ; Scald Milk, 1 <i>l.</i> 13 <i>s.</i> 3 <i>d.</i> , per cwt.						
Cheese				501	16	1
(Amount last year, 363 <i>l.</i> 16 <i>s.</i> 9½ <i>d.</i>)						
<i>Meat (Quarterly Contract.)</i>						
Average Price of Meat for the year, 3 <i>l.</i> 5 <i>s.</i> 11½ <i>d.</i> , per cwt.						
Butcher's Meat	3371	5	7			
Reserved Meat	16	1	0			
Contract of Meat	12	3	10			
Wh	39	11	7			
				3439	2	0
(Amount last year, 3998 <i>l.</i> 12 <i>s.</i> 11 <i>d.</i>)						
<i>Flour (Quarterly Contract.) and Oatmeal supplied by Contract</i>						
Average Price for the year—Flour, 1 <i>l.</i> 18 <i>s.</i> 7½ <i>d.</i> , per sack; Oatmeal, 15 <i>s.</i> 7 <i>d.</i> , per cwt.						
Flour	1610	12	8			
Oatmeal	83	2	1			
				1693	14	9
(Amount last year, 1608 <i>l.</i> 13 <i>s.</i> 11 <i>d.</i>)						
<i>Potatoes.</i>						
Average Price for the year, 9 <i>d.</i> , per score.						
Potatoes				232	4	8
(Amount last year, 562 <i>l.</i> 4 <i>s.</i> 8 <i>d.</i>)						
Carried over	...			£8824	18	0

General Statement of Receipts

			£	s.	d.
	Brought over	...	18884	3	2
West of England Insurance Company for damage by fire	.	.	19	5	0
Yeast	.	.	3	17	8
Rags	.	.	50	9	9
Mats and Matting	.	.	6	0	10
Fat	.	.	1	2	7
Lard	.	.	10	10	2
Bones	.	.	27	1	2
Discounts and Allowances	.	.	5	13	3
Pigs' Bellics	.	.	8	4	0
Use of Boar	.	.	6	4	6
Cows and Calves	.	.	56	14	7
Pigs	.	.	94	0	8
Bacon and Pork	.	.	16	10	9
Ducks	.	.	1	10	0
Fowls	.	.	1	4	0
Miscellaneous Receipts	.	.	13	7	
Cheques issued, but not cashed	.	.	7	15	5

Carried over ... £19201 1

Land Payments—continued.

	£	s.	d.	£	s.	d.
Brought over	...	8824	18	0		
<i>Malt, Hops, &c. (Contract Prices.)</i>						
Average prices during the year, Malt, 7s 1½d. per bushel; Hops, 3l. 12s. 11½d. per cwt.						
Malt	.	.	.	1086	17	6
Hops	.	.	.	102	17	8
Corks and Shives	.	.	.	1	9	10
Isinglass	.	.	.	16	6	
Ale	.	.	.	19	0	
					1193	0 6

(Amount last year 1292l. 2s. 8d.)

<i>Groceries (Contract Prices.)</i>						
Average prices during the year—Tea, 11½d. and 1s. 9½d. per lb.; Coffee, 10½d. per lb.; Cocoa, 3l. 1s. per cwt.; Loaf Sugar, 2l. 3s. 3d. per cwt.; Moist Sugar, 1l. 7s. per cwt.; Rice, 12s. 8½d. per cwt.						
Tea, 11l. 2s. 6d.; Coffee, 34l. 6s.; Cocoa, 71l. 4s. 4d.	216	12	10			
Loaf Sugar, 27l. 15s. 6d.; Moist Sugar, 7il.	98	15	6			
Rice, 22l. 4s. 2d.; Pepper, 5l. 7s. 8½d.; Salt, 1l. 8l. 2s. 9d.	35	14	7½			
Spice, 1l. 1s. 5d.; Mustard, 9l. 4s. 6d.; Saltpetre, 1l. 8s.	11	13	11			
Carraway Seeds, 1l. 11s.; Sago, Tapioca, and Corn Flour, 1l. 11s. 5d.	3	2	5			
Fruit, 16l. 15s. 7½d.; Arrowroot, 2l. 6s. 6d.; Treacle, 14l. 17s. 3½d.	33	19	5			
Pickles, 19s. 10d.; Ginger, 6s. 3d.; Vinegar, 3l. 9s. 8d.	4	15	9			
Biscuits, 3l. 0s. 6d.; Casks, &c., 5s. 6d.; Peas, 7l. 18s. 5d.	11	4	5			
Onions, 2l. 6s. 8d.	2	6	8			
				418	5	6½

(Amount last year, 573l. 7s. 4½d.)

<i>Medicine and Surgery.</i>						
Drugs	.	.	.	78	19	1
Instruments, Sponges, &c.	.	.	.	5	13	9
Water Cushions, &c.	.	.	.	4	1	0
					88	13 10

(Amount last year, 102l. 14s. 1d.)

<i>Wines, Spirits, &c.</i>						
Port Wine, 16l. 10s. 1d.; Sherry, 10l. 10s. 6d.;						
Brandy, 40l. 11s. 2d.	67	11	9			
Gin, 3l. 3s.; Rum, 1l. 13s.; Red and Tarragona Wine, 21l. 9s. 6d.	26	5	6			
				93	17	3

(Amount last year 112l. 19s. 2d.)

Carried over .. £10618 15 1½

General Statement of Receipts

	£	s.	d.
Brought over ...	19201	1	1

Carried over ...	£19201	1	1
------------------	--------	---	---

and Payments—continued.

	£	s.	d.	£	s.	d.
Brought over	.	106	18 15 1½			
<i>Tobacco, Snuff, and Pipes (Contract Prices).</i>						
Average prices during the year—Tobacco,						
2s. 9½d. per lb.; Snuff, 2s. 8½d. per lb.						
Tobacco, 88l. 5s. 6½d.; Snuff, 64l. 10s. 10½d.;						
Pipes, 1l. 4s. 9d.	.	154	1 2			
(Amount last year, 198l. 1s. 5d.)						
<i>Washing, Cleaning, and Scouring (Contract Prices).</i>						
Average Prices during the year—Millbay Soap, 1l 9s. 6d.						
per cwt.; Soft Soap, 12s. 4d. per firkin; Starch, 1l. 4s.						
per cwt.; Soda, 4s. 10½d. per cwt.						
Millbay Soap	.	236	0 0			
Windsor Soap, 1l. 1s.; Soft Soap, 109l. 6s. 8d.	.	110	7 8			
Disinfecting Soap and Powder, 50l. 14s. 6d.;						
Carbolic Acid, 4l. 2s. 6d.	.	54	17 0			
Soda, 16l. 11s. 1d.; Casks, &c., 9s.; Starch, 6l. 12s.;						
Blue, 17s. 6d.	.	24	9 7			
Scouring Brick and Hearth Stone, 1l. 10s. 6d.;						
Black Lead, 2l. 16s. 11d.	.	4	7 5			
Blackening, 2l. 2s. 2d.; House Flannel, 19l. 12s.	.	21	14 2			
Furniture Polish	.	16	6			
		452	12 4			
(Amount last year, 549l. 18s. 4½d.)						
<i>Coals and Fuel (Contract Prices).</i>						
Average Prices during the year—Newcastle Coal, 1l. 1s. 2d.						
per ton; Steam Coal, 15s. 4d. per ton; Gas Coal,						
17s. 5½d. per ton						
Newcastle Coal, 312l. 2s.; Steam Coal, 392l. 10s.;	704	12	0			
Gas Coal, 205l. 1s. 2d.; Furze, 13l. 13s.; Fire-						
wood, 29l. 5s. 6d.	247	19	8			
	952	11	8			
(Amount last year, 1103l. 15s. 1d.)						
<i>Candles and Light (Contract Prices).</i>						
Average Prices during the year—Dip Candles, 5s. 5d.						
per doz. lbs.; Mould Candles, 6s. 3d. per doz. lbs.;						
Colza Oil, 5s. per gall.						
Mould Candles, 9l. 15s. 6d.; Dip Candles, 6l. 6s. 5d.;	16	1	11			
Sperm Oil, 1l. 4s.; Colza Oil, 34l. 16s. 2d.; Night						
Lights, 2l. 8s.	38	8	2			
Lamps, Lanterns, and repairs, 10l. 7s. 6d.;						
Matches, 7l. 17s.	18	4	6			
Wick	11	6				
	73	6	1			
(Amount last year, 98l. 9s. 11d.)						
<i>Clothing.</i>						
Average Prices during the year—Pilot Cloth, 5s. 7d. per						
yard; Corduroy, 2s. 1½d. per yard; Prints, 7d. per						
yard; Russell Cord, 7½d. per yard; Shirting, 1s. per						
yard; Shifting, 9½d. per yard; Flannel, 1s. per yard;						
Hose, 15s. 9d. per doz. pair.						
Pilot Cloth, 210l. 0s. 0½d.; Corduroy, 108l. 17s. 3d.	318	17	3½			
<i>Clothing—carried over</i>						
	318	17	3½			
Carried over	£12251	6	4½			

General Statement of Receipts

		£	s.	d.
Brought over	...	19201	1	1

Carried over	...	£19201	1	1
--------------	-----	--------	---	---

and Payments—continued.

	£	s.	d.	£	s.	d.
Brought over	...			12251	6	4½
<i>Clothing</i> —brought over	318	17	3½			
Cotton Prints, 102l. 19s. 10d.; Russell Cord, 76l. 10s. 9½d.	179	10	7½			
Winceys, 5l. 8s. 5½d.; Shirting, 44l. 0s. 10d.; Shifting, 58l.	107	9	3½			
Flannel, 69l. 9s. 9d.; Serge, 41l. 5s. 6d.; Witney, 15l. 1s.	125	16	3			
Hose, 81l. 18s. 3d.; Lining, 37l. 11s. 1d.; Calico, 38l. 3s. 5½d.	157	12	9½			
Bonnets and Caps, 9l. 1s. 3d.; Stays, 2l. 1s. 6d.; Capes, 6s. 6d.	11	9	3			
Braces, 2l. 17s.; Liveries and Attendants' Jackets, 35l. 7s. 1d.	38	4	1			
Pilot Jackets, 43l. 19s. 7d.; Shawls, 45l. 7s.; Men's Hats and Caps, 5l. 1s. 1d.	94	7	8			
Fustian, 13l. 0s. 9d.; Working Materials, 89l. 15s. 9½d.	102	17	6½			
Canvas and Wrappers, 2l. 2s.; Handkerchiefs and Neckerchiefs, 10l. 1s. 8d.	12	3	8			
Ribbon, 9l. 19s. 6d.; Check, 16l. 10s. 1d.	26	9	7			
				1174	18	0½

(Amount last year, 1658l. 5s. 1½d.)

Bedding, Furniture, and Matting.

Average Prices during the year—Sheeting, 1s. 5½d. per yard; Blankets, 6s. each; Rugs, 8s. 6d. each; Ticking, 10½d. per yard.

Sheeting, 113l. 3s. 4d.; Blankets and Rugs, 48l. 12s. 4d.	161	15	8			
Twine, Webbing, &c., 18l. 19s. 5d.; Carpeting, 44l. 16s. 6d.	63	15	11			
Coir Yarn, 39l. 2s. 3d.; Table Cloths, Towelling, &c., 1l. 12s.	40	14	3			
Blinds and Curtains, 21l. 4s. 10d.; Beds and Furniture, 6l. 4s. 3d.	27	9	1			
Ticking, 20l. 9s. 10d.; Chairs and Tables, 7s. 6d.; Bunting, 19s. 6d.	21	16	10			
Waterproof Sheetting, 10l. 6s.; American Cloth, 1l. 8s. 6d.	11	14	6			
Canvas and Wrappers	14	3				
				328	0	6

(Amount last year, 703l. 7s. 5½d.)

Leather, &c. (Contract prices.)

Leather, &c.	166	5	0			
Women's Boots and Shoes	96	18	4			
				263	3	4

(Amount last year, 552l. 19s. 8d.)

Hardware.


Tinware, Ironmongery, &c.	48	0	0			
Earthenware, Glass, &c.	73	2	1			
Brooms, Brushes, Combs, &c.	36	11	11			
Baskets, Flasks, &c.	10	6	11			
Flower Pots	2	16	4			
				170	17	3

(Amount last year, 371l. 9s. 9d.)

Carried over .. £14188 5 6

General Statement of Receipts

	£	s.	d.
Brought over	...	19201	1 1



Carried over	...	£19201	1 1
--------------	-----	--------	-----

and Payments—continued.

	£	s.	d.	£	s.	d.
<i>Stationery, &c.</i>	Brought over	..	14	188	5	6
Stationery, Printing, and Lithographing	.	61	13	3		
Advertising	.	28	11	4		
Books and Forms	.	30	13	4		
					120	17 11

(Amount last year, 182*l.* 1*s.* 6*d.*)

<i>Postage, Parcels, and Carriage.</i>						
Postage, Post Bag, and Letter Carrier	.	40	9	6		
Carriage of Goods and Parcels	.	11	18	4		
Turnpikes and Railway Fares	.	3	19	11		
					56	7 9

(Amount last year, 44*l.* 13*s.* 4*d.*)

<i>Rates, Taxes, and Tithes.</i>						
Land and Assessed Taxes	.	8	6	0		
Poor, Highway, and Church Rates	.	13	19	10		
Tithes	.	18	19	1		
Manor Rent	.	7	0			
Servant and Horse Tax	.	1	5	6		
					42	17 5

(Amount last year 45*l.* 8*s.* 5*d.*)

Insurance	.		1	5	9	
Maintenance of Patients in Cottages, on trial (7 <i>s.</i> per week)	.	67	19	0		

(Amount last year, 67*l.* 8*s.*)

Coffins, 19 <i>l.</i> 14 <i>s.</i> 8 <i>d.</i> ; Sawdust, 11 <i>s.</i>	.		20	5	8	
--	---	--	----	---	---	--

(Amount last year, 23*l.* 14*s.* 1*d.*)

<i>Patients' Amusements.</i>						
Musicians, 1 <i>l.</i> 17 <i>s.</i> ; Tuning Piano, Violin Strings, &c., 1 <i>l.</i> 11 <i>s.</i> 1 <i>d.</i>	.	3	8	1		
Cricket Bats and Balls, 11 <i>s.</i> 6 <i>d.</i> ; Cards, Dominoes, &c., 3 <i>l.</i> 16 <i>s.</i>	.	4	7	6		
Magic Lantern Entertainment, &c.	.	2	16	0		
					10	11 7

(Amount last year 9*l.* 5*s.* 3*d.*)


<i>Farm, Garden, and Piggery.</i>						
Provender for Cows	.	44	3	0		
Ditto for Pigs	.	323	17	6		
Ditto for Horses	.	25	0	7		
Straw	.	160	16	7		
Ploughshares, &c.	.	16	17	9		
Seed Potatoes and Barley	.	33	8	8		
Shoeing Horses	.	3	15	0		
Harness, Repairs, &c.	.	6	10	7		
Seeds for Garden and Farm	.	20	4	1		
Cabbage Plants	.	8	10	0		
Dairy Utensils	.	8	16	6		
Threshing Barley and Peas	.	2	7	0		
Manure	.	9	16	8		
Oil	.	2	14	1		

Farm, Garden, and Piggery—carried over 666 18 0

Carried over . £14508 10 7

General Statement of Receipts

	£	s.	d.
Brought over	..19201	1	1



£19201	1	1
--------	---	---

I have carefully examined in detail the Books of the Devon County Asylum, and certify the foregoing to be a Correct Abstract of the Treasurer's Receipts and Payments for the year ending December 31st, 1871.

F. POLLARD, *Auditor.*

and Payments—continued.

	£	s.	d.	£	s.	d.
Brought over	..			14508	10	7
<i>Farm, Garden, and Piggery—brought over</i> ...	666	18	0			
Garden and Farm Implements . . .	14	5	4			
Repairing Carts, Implements, &c. . .	2	5	1			
Hire of Sacks . . .	10	0				
Tarpauling . . .	10	11	10			
Hurdles . . .	11	3	2			
Boar . . .	12	12	0			
Cows and Calves . . .	94	15	0			
Use of Bull . . .	2	10	0			
Reed, Spars, and Thatching . . .	5	4	4			
Taking Inventory . . .	3	3	0			
				823	17	9
<i>Miscellaneous.</i>						
Expenses incurred by Escape of Patients . . .	3	16	4			
Allowance to Discharged Patients . . .	1	0	0			
Sewing Machines (Repairs, &c.) 8s. ; Grinding Razors, &c., 10s. 8d. . .	18	8				
Lime (for gas) 1l. 8s. 6d. ; Bladders, 11s. 6d. ; Periodicals, 19l. 19s. 4d. . .	21	19	4			
Repairing Clock, 4l. 17s. 6d. ; Bird Seed, 1l. 6s. . .	6	3	6			
Bird Cages, 10s. 6d. ; Yeast, 1s. ; Rats' Tails, 16s. 5d. . .	1	7	11			
Special Duty Claim, Devon County Constabulary . . .	2	11	5			
Paper Hangings, 12s. 4d. ; Cane, 2s. 6d. . .	14	10				
Nurses' Registration Fees, 14s. ; Telegrams, 9s. 3d. . .	1	3	3			
Travelling Expenses, Candidates for Assistant Medical Officer . . .	11	0	0			
Reading Books . . .	1	2	0			
Provender for Horses, 8l. 6s. 11d. Shoeing Horses, 1l. 5s. ; (Establishment). . .	9	11	11			
				61	9	2
The extra charge of 3s. 6d. per week for Borough Patients, paid to Building and Repair Account . . .				657	19	10
Balance due from Clerk on his Petty Cash Account . . .				8	5	2
Balance in Treasurer's hands . . .				3140	18	7
				19201	1	1

FREDERICK SANDERS, *Clerk.*

Farm and Garden Account

To value of Stock in hand 31st December, 1870 :

16 Dairy Cows, at 15 <i>l.</i> 15 <i>s.</i>	.	252	0	0
28 Fat Pigs, 208 score at 10 <i>s.</i>	.	104	0	0
4 ditto killed, 40 score	.	20	0	0
50 Store Pigs, at 1 <i>l.</i> 10 <i>s.</i>	.	75	0	0
36 ditto, at 1 <i>l.</i> 15 <i>s.</i>	.	63	0	0
18 ditto, at 12 <i>s.</i>	.	10	16	0
4 Breeding Sows, at 4 <i>l.</i>	.	16	0	0
13 Store Pigs, at 15 <i>s.</i>	.	9	15	0
3 Boar Pigs	.	10	0	0
3 Horses	.	72	0	0
50 Fowls, at 2 <i>s.</i>	.	5	0	0
4 Ducks, at 2 <i>s.</i> 6 <i>d.</i>	.	10	0	
			638	1 0

Dead Stock.

150 Bushels Barley, at 4 <i>s.</i> 6 <i>d.</i>	.	33	15	0
40 Seams of Hay, at 1 <i>l.</i>	.	40	0	0
30 Tons of Mangold, at 1 <i>l.</i>	.	30	0	0
6 Acres of Common Turnips	.	15	0	0
Cabbage in Field	.	2	10	0
28 Bushels Peas, at 7 <i>s.</i>	.	9	16	0
Straw and Pea Haulms	.	10	0	0
Carts and Implements	.	65	13	6
Dairy Utensils, &c.	.	12	5	0
Garden Implements, Hand Carts, &c.	.	15	0	0
			233	19 6

					987	13	0
Cash paid for Provender for Cows	44	3	0
" " for Pigs	323	17	6
" " for Horses	25	0	7
" Straw	160	16	7
" Ploughs, Ploughshares, &c.	16	17	9
" Seed Potatoes and Barley	33	8	8
" Shoeing Horses, 3 <i>l.</i> 15 <i>s.</i> ; Harness, Repairs, &c., 6 <i>l.</i> 10 <i>s.</i> 7 <i>d.</i>	10	5	7
" Seeds for Garden and Farm, 20 <i>l.</i> 4 <i>s.</i> 1 <i>d.</i> ; Cabbage Plants, 8 <i>l.</i> 10 <i>s.</i>	28	14	1
" Dairy Utensils, 8 <i>l.</i> 16 <i>s.</i> 6 <i>d.</i> ; Manure, 9 <i>l.</i> 16 <i>s.</i> 8 <i>d.</i>	18	13	2
" Threshing Barley and Peas, 2 <i>l.</i> 7 <i>s.</i> ; Oil, 2 <i>l.</i> 14 <i>s.</i> 1 <i>d.</i>	5	1	1
" Miscellaneous Garden and Farm Implements	14	5	4
" Repairing Carts, Implements, &c.	2	5	1
" Hire of Sacks, 10 <i>s.</i> ; Tarpauling, 10 <i>l.</i> 11 <i>s.</i> 10 <i>d.</i>	11	1	10
" Hurdles	11	3	2
" Boar, 12 <i>l.</i> 12 <i>s.</i> ; Cows and Calves, 94 <i>l.</i> 15 <i>s.</i>	107	7	0
" Use of Bull, 2 <i>l.</i> 10 <i>s.</i> ; Taking Inventory, 3 <i>l.</i> 3 <i>s.</i>	5	13	0
" Reed, Spars, and Thatching	5	4	4
" Bailiff's Wages	75	0	0
" Gardener's Wages	46	16	0
" Farm Lad, Board and Wages	30	0	0
" Rates, Taxes, Tithe, and Manor Rent	27	12	1
Estimated value of Hogs' Wash from Asylum, say 1 <i>l.</i> per week	52	0	0
" Grains, 3050 bushels, at 3 <i>d.</i> per bushel	38	2	6
Annual value of Land, 67 Acres, at 2 <i>l.</i>	134	0	0
Interest at 5 per cent. on the value of Stock, 965 <i>l.</i>	48	5	0
Balance	344	12	11

£2607 19 3

for the Year 1871.

Value of Farm and Garden Produce supplied to Asylum, valued
by Mr. Burrington, viz. :—

Pork, 907 score, at 10s.	.	.	.	453	10	0
Potatoes, 5201 score, at 9d.	.	.	.	195	0	9
Turnips, 113 score, at 3d.	.	.	.	1	8	3
Carrots, 8 tons 4 cwt. 1 qr., at 30s. per ton	.	.	.	12	6	4
New milk supplied—1976 gallons, at 1s. per gallon	.	.	.	98	16	0
Scald Milk supplied—14652 gallons, at 3½ per gallon	.	.	.	213	13	6
Butter—4231 lbs., at 1s. 6d.	.	.	.	317	6	6
Eggs—276 dozen at 10½	.	.	.	12	1	6
40 Fowls, 4l. ; 35 Ducks, 4l. 7s. 6d.	.	.	.	8	7	6
Vegetables and Fruit supplied from Garden, as per Gardener's Weekly Account and prices	.	.	.	130	2	5
7 tons 14 cwt. Parsnips, at 2l. per ton	.	.	.	15	8	0
Cash received for Pigs' Inwards	.	.	.	8	4	0
" Use of Boar	.	.	.	6	4	6
" Cows and Calves	.	.	.	56	14	7
" Pigs	.	.	.	94	0	8
" Rhubarb and Sea Kale	.	.	.		2	0
" Bacon and Pork	.	.	.	16	10	9
" Ducks	.	.	.	1	10	0
" Fowls	.	.	.	1	4	0

Estimated value of Stock in hand, 31st December, 1871, valued by
Mr. Burrington, viz.

19 Dairy Cows, at 17l. 10s.	.	.	.	332	10	0
3 Cart Horses and Harness	.	.	.	90	0	0
50 Slip Pigs at 2l. 5s.	.	.	.	112	10	0
8 Fat Pigs, at 5l.	.	.	.	40	0	0
1 Feeding Pig	.	.	.	4	0	0
2 Boar Pigs	.	.	.	14	0	0
Sow and 6 Pigs	.	.	.	6	10	0
Sow and 7 Pigs	.	.	.	7	10	0
6 slip Pigs at £3	.	.	.	18	0	0
46 Fowls	.	.	.	4	12	0
4 Ducks	.	.	.	10	0	
					630	2 0

Dead Stock.

170 Seams of Hay, at 12s.	.	.	.	102	0	0
60 Tons of Mangold, at 10s.	.	.	.	30	0	0
110 Bushels of Peas, at 6s.	.	.	.	33	0	0
80 " Barley, at 4s. 6d.	.	.	.	18	0	0
4 Acres of Eddish Turnips	.	.	.	5	0	0
4½ " Swede Turnips	.	.	.	22	10	0
4 " Common Turnips	.	.	.	6	0	0
1 " Parsnips	.	.	.	16	0	0
2 " Cabbage	.	.	.	8	0	0
2 " Trifolium (value of seed)	.	.	.	1	10	0
1 " Vetches (ditto)	.	.	.	1	1	0
Carts and Implements	.	.	.	65	0	0
Dairy Utensils, &c.	.	.	.	12	5	0
Garden Implements, Hand Carts, &c.	.	.	.	15	0	0
					335	6 0

£2607 19 3

FREDERICK SANDERS, *Clerk.*

Building and Repair Account, from 31st December, 1870, to 31st December, 1871

	£	s.	d.
Balance due from Clerk, 31st December, 1870	3	13	8½
The extra charge of 3s. 6d. per week for Borough Patients
Received from County Treasurer for new Flooring	657	19	10
Ditto, for Repairs, &c., of the Asylum	500	0	0
Glass	261	7	8
Crates	...	4	10
	...	2	6

PAYMENTS.		£	s.	d.
Balance due to Treasurer, 31st December, 1870	...	3	11	10
Artizan's Wages	...	454	12	3
Ironmongery and Tin, 77l. 18s. 7d.; Ironfounder's work, 57l. 7s. 5d.	...	135	6	0
Smith's Work, 29l. 14s. 9d.; Gas Fittings, Bell-taps, &c., 18l. 10s. 6d.	...	48	5	3
Oil. Paint, Turpentine, Varnish, &c.	...	44	6	4½
Lime, 18l. 1s.; Glass, 15l. 11s. 5½d.; Closets, Closet-pans, &c., 1l. 4s. 6d.	...	34	16	11½
Casks, Crates, &c., 2l. 9s. 7d.; Cement, Plaster, &c., 17l. 10s.	...	19	19	7
White Lead, Putty, &c., 11l. 15s. 8d.; Tools, 6l. 3s....	...	17	18	8
Lead, 8l. 9s. 6d.; Carriage of Goods, Turnpikes, &c., 17s. 11d.	...	9	7	5
Baths, 8l. 15s. 6d.; Paper Hangings, 5l. 17s. 3d.	14	12	9
Refrigerator for Brewery	...	16	10	0
Turning Wood, Bed Legs, &c.	...	1	6	2
Slates, Slabs, Stones, &c., 31l. 8s. 6d.; Brick, Tile, &c., 52l. 4s. 2d.	...	83	12	8
Timber	...	289	5	1
Glue, 1l. 1s.; Steam Valves, Wheels, &c., 15l. 17s. 4d.	...	16	18	4
Hair for Mortar, 1l.: Retorts, 8l. 11s.	...	9	14	0
Fire Clay	...	17	6	6
Balance due from Clerk, 31st December, 1871	...	6	18	4
Balance due from Treasurer, 31st December, 1871...	...	215	9	4
		1423	8	6

Examined and found correct,
F. POLLARD, Auditor.

FREDERICK SANDERS, Clerk.