

Report of the Visiting Committee of the Lunatic Asylum for the City and County of Bristol, together with the reports of the medical superintendent and chaplain, and the abstract of account / Bristol Lunatic Asylum.

Contributors

Bristol Lunatic Asylum.
Wathen, Charles.
Frere, W. E.
Southey, Reginald.
Benham, Harry A.
Fountaine, James.
Orme, Arthur.

Publication/Creation

Bristol : J.W. Arrowsmith, 1892.

Persistent URL

<https://wellcomecollection.org/works/a7sebzg7>

License and attribution


This work has been identified as being free of known restrictions under copyright law, including all related and neighbouring rights and is being made available under the Creative Commons, Public Domain Mark.

You can copy, modify, distribute and perform the work, even for commercial purposes, without asking permission.




Wellcome Collection
183 Euston Road
London NW1 2BE UK
T +44 (0)20 7611 8722
E library@wellcomecollection.org
<https://wellcomecollection.org>

REPORT
OF THE
VISITING COMMITTEE
OF
THE LUNATIC ASYLUM
FOR THE
City and County of Bristol,
TOGETHER WITH
THE REPORTS OF THE
MEDICAL SUPERINTENDENT AND CHAPLAIN,
AND THE
ABSTRACT OF ACCOUNT.



BRISTOL:
J. W. ARROWSMITH, PRINTER, QUAY STREET.

1892.



Digitized by the Internet Archive
in 2018 with funding from
Wellcome Library

<https://archive.org/details/b30300964>

VISITING COMMITTEE AND OFFICERS

FOR THE YEAR 1892.

Committee :

ALDERMAN SIR CHARLES WATHEN, *Chairman.*

Dr. HIGHETT, *Mayor.*

ALDERMAN LUCAS.

ALDERMAN BARTLETT.

ALDERMAN LOW.

CHARLES TOWNSEND, *Esq.*

GEORGE PEARSON, *Esq.*

W. R. BARKER, *Esq.*

E. T. LEWIS, *Esq.*

Dr. CUNNINGHAM.

THOMAS CLEVERDON, *Esq.*

Officers :

HARRY A. BENHAM, M.D., *Medical Superintendent.*

HENRY T. S. AVELINE, M.R.C.S., *1st Assistant Medical Officer.*

FREDERICK E. RAINSFORD, M.B., *2nd Assistant Medical Officer.*

THE REV. JAMES FOUNTAINE, M.A., *Chaplain.*

D. TRAVERS BURGESS, *Clerk to the Visiting Committee.*

ARTHUR ORME, *Clerk and Steward.*

UNITED STATES OF AMERICA
NAVY DEPARTMENT

OFFICE OF THE SECRETARY

COMMISSIONERS

ADmiral ALGERNON BATES

ADMIRAL JOHN BURNETT

ADMIRAL JOHN C. COCHRAN

ADMIRAL JOHN D. COCHRAN

ADMIRAL JOHN D. COCHRAN

ADMIRAL JOHN D. COCHRAN

ADMIRAL JOHN D. COCHRAN

ADMIRAL JOHN D. COCHRAN

ADMIRAL JOHN D. COCHRAN

ADMIRAL JOHN D. COCHRAN

SECRETARY

ADMIRAL JOHN D. COCHRAN

ADMIRAL JOHN D. COCHRAN

ADMIRAL JOHN D. COCHRAN

ADMIRAL JOHN D. COCHRAN

ADMIRAL JOHN D. COCHRAN

ADMIRAL JOHN D. COCHRAN

To the Council of the City and County of Bristol.

The Thirty-first Annual Report

OF

THE VISITING COMMITTEE

OF THE

LUNATIC ASYLUM FOR THE CITY AND COUNTY
OF BRISTOL.

YOUR Committee beg to report that during the past year the condition of the patients has been satisfactory, and the work of the Asylum efficiently carried on.

The number of patients in the Asylum at the present time is 550 :—namely, 218 males, and 332 females. The highest number resident at any one time was 558,—namely, 223 males, and 335 females—the average daily number being 537. The number of patients in the Asylum at the date of the last Annual Report was 518.

The administrative and residential block which for the last two years has been in course of erection is now nearly completed, and will it is hoped shortly be ready for occupation.

Your Committee are glad to be again able to state that although these extensive building operations have been in pro-

gress and the administrative department carried on under such great disadvantages, no accident has occurred to any of the patients in consequence, and the work of the Asylum has been efficiently maintained.

Two of the Commissioners in Lunacy visited the Asylum on the 9th of February last. A copy of their Report is appended hereto. In accordance with the recommendation of the Commissioners, your Committee have appointed a Second Assistant Medical Officer; viz., Dr. Frederick Edward Rainsford, who entered upon his duties on the 27th of July last.

The Annual Reports of the Medical Superintendent and the Chaplain and the Statement of Accounts are also appended.


Your Committee have much pleasure in testifying to the manner in which the Officers and Attendants have performed their duties during the past year, and to the support the Committee have at all times received from them.

CHARLES WATHEN,

Chairman.

THE COUNCIL HOUSE, BRISTOL,

2nd January, 1892.



REPORT

OF THE

VISITING COMMISSIONERS IN LUNACY.

BRISTOL LUNATIC ASYLUM,

February 9th, 1891.

ON the books this day are the names of 532 patients, 316 of these being women. No one was absent on leave, and all were seen by us. Since the last visit, about nine months ago, 46 men and 61 women have been admitted; 99 patients have been discharged, of whom 57 had recovered. There are now 37 vacant beds, 2 only being on the women's side. 13 of the patients belong to the private class. 19 men and 8 women have died. No death occurred from other than ordinary causes, 10 of them being due to general paralysis. Post-mortem examinations were made in 20 instances: the Coroner held no inquest. The patients have been remarkably free from any serious accident, which, when we consider that building operations are everywhere going on, is very satisfactory. The improvements in progress are still a long way from completion; and we regret to find that the workshops are not larger, whilst both within the shops and in the workshop yard no hydrants have been provided. 17 ward and

bedrooms adjoining are dependent upon a single staircase for escape in case of fire. We hope electric clocks, to test the night attendants' vigilance, will be provided. Screens are required in the bath-rooms. At meals drinking-vessels should be provided for every patient, not mugs common to about five or six patients. A second Assistant Medical Officer is required. We must congratulate Dr. Benham upon the condition in which we find the Asylum, considering the state of confusion owing to the works in progress, and that out of a staff of 22 male attendants, including the head attendant, 19 have not yet had a year's experience here. The attendants on both sides struck us favourably, and we had no complaint from any patient on any subject, except alleged undue detention. The staff of attendants is, however, not too strong. We think in the male epileptic ward No. 4, where are 72 patients, 43 being epileptic and 2 in bed, with 5 attendants, and in the female epileptic ward No. 12, with 87 patients, 51 being epileptic, and 5 attendants, and in No. 13, with 75 patients and 3 attendants, additional attendants are needed. Caution cards have been issued to the attendants respecting suicidal cases. We have suggested to Dr. Benham how even greater security might be obtained. Safety gas brackets are in course of erection. 130 men and 163 women are returned to us as usefully employed; 60 men and 66 women were ward cleaners only. The wards were bright, warm, and cheerful; the dress of the patients was good; and the food served in the wards well cooked and sufficient. The health of the patients has been satisfactory: 3 men and 1 woman were seen by us in bed, and under medical treatment last week 27 patients are registered. There are now 120 epileptic patients and 2 men considered actively suicidal; all of these sleep under continuous supervision by night. There are also 19 patients suffering from general paralysis. Restraint has not been found

necessary, and seclusion has only been used in the case of 1 man and 6 women for $17\frac{1}{2}$ hours in all. The Church services are attended by about 260 patients, and a priest visits the 27 Roman Catholic patients. Walking in the grounds is impossible, owing to the building operations, so that the large number of 122 patients are usually confined to the airing-courts for exercise. 215 persons are as many as can be comfortably collected together in the ward which serves as a temporary amusement hall. We must end our Report, as did our colleagues at their last visit, by calling attention to the want of infirmaries.

W. E. FRERE, } Commissioners
REGINALD SOUTHEY, } in Lunacy.

The Thirty-first Annual Report
OF
THE MEDICAL SUPERINTENDENT.

1891.

*To the Committee of Visitors of the Bristol Lunatic Asylum.
January 1st, 1892.*

GENTLEMEN,

I have the honour to submit to you the Thirty-first Annual Report, which, together with the Statistical Tables annexed, will give an account of the changes which have taken place in the Asylum during the past year.

The admissions, re-admissions, discharges and deaths have been as follows:—

	MALES.			FEMALES.		
	Private.	Pauper.	Total.	Private.	Pauper.	Total.
On the Books Dec. 31st, 1890...	5	206	211	5	302	307
Admitted in 1891	4	58	62	4	75	79
Re-admitted in 1891	1	16	17	1	19	20
Discharged :						
Recovered	0	26	26	0	39	39
Relieved	0	10	10	2	6	8
Not Improved	0	1	1	0	1	1
Removed	0	7	7	0	8	8
Died	4	24	28	1	17	18
Transferred from Private to Pauper List... ..	0	0	0	2	0	2
Transferred from Pauper to Private List... ..	0	0	0	0	0	0
Remaining Dec. 31st, 1891 ...	6	212	218	5	327	332
Highest number Resident ...	6	217	223	6	329	335
Average number Resident ...	5	210	215	5	317	322

On comparing the foregoing Table with the similar one Comparison of Numbers. contained in the Thirtieth Annual Report, it will be seen that there has been an increase of 42 in the total number under treatment, of 14 in the average number resident, and of 32 in the number remaining at the end of the year.

On referring to Table III., it will be observed that a much larger number of admissions occurred during the past year than in any year since the Asylum was opened in 1861. An important feature in this connection is the large preponderance of female cases remaining in the Asylum at the end of the year. There were on the 31st December, 1883, 200 males and 233 females resident here, a difference in number of 33 only; whilst on the 31st December, 1891, there were 215 males and 332 females, a difference of 117. The men having only increased 15, whilst the women increased 99 between those two periods. It is of course well known that there are in this country a larger number of female than male lunatics, the number for the whole of England, as shown by the last Report of the Lunacy Commissioners, being 39,162 males and 47,633 females respectively, or a proportion of 100 males to 121½ females. Our proportion in 1883 was at the rate of 100 to 116½; but it has now risen to 100 males to 152 females. This increase, which could not have been foreseen, and in part due to the very low death-rate prevailing amongst the women during the past four years (the percentages on the average number resident for that period being, males 57·8, females 25·5), may render the provision of some additional accommodation necessary on the female side, the Asylum having originally been erected with equal accommodation for both sexes.

The number of patients, 550, remaining includes all for Patients remaining. whom you have to make provision. It includes also 11 private cases, who are maintained at the expense of their relatives or friends. No case is at present chargeable to the Prison Commissioners.

Recoveries. The percentage of recoveries on the admissions is lower than last year, being 38·7; it is, however, higher than either of the two preceding years, that of 1889 being 34·3, and in 1888 it was 36·9. As has been the case for some years past, the women shew the highest average, being 39·4, whilst that of the men was 32·9. The recovery rate must be regarded as satisfactory, when we consider that we started the year with so few favourable cases, and that the character of the admissions generally has been increasingly disappointing, and the curable cases therefore correspondingly less.

Other Discharges. Besides the 65 patients who were discharged recovered, 33 others left the Asylum, including transfers to other Asylums and those who were handed over to the care of friends.

Deaths. As shown by Table IX., the number of deaths was 46, all of which, except one which is alluded to below, were due to natural causes. The percentage on the average number resident is 8·6, a much larger number occurring amongst the males than the females: 27 were due to cerebral or spinal diseases, of which 10 were from general paralysis of the insane, 16 from disease of the heart or lungs. Abdominal disease carried off 1, and 2 died from old age. The percentage of deaths in the Asylums throughout the country generally was 10·33.

Inquest. The Coroner held an inquest on a male patient who died three days after admission, whose skull at the necropsy was found to be extensively fractured. It was shown in evidence that the injury resulted from a fall from the top of an omnibus three days before his admission here, and a verdict of "accidental death" was returned by the coroner's jury.

Post-mortem Examinations. Post-mortem examinations have been held in every case where the friends' consent could be obtained. There were 40 in all, being 87 per cent. on the death-rate for the year.

Birth. A woman admitted last July, gave birth three months afterwards to a stillborn male child. The mother has since been discharged to the care of her friends.

A male patient ran away whilst working in the grounds: he ^{Escape.} was re-captured in a few hours, and has since been discharged recovered.

In the return just sent to the Commissioners in Lunacy, it ^{Annual Return to Commissioners.} is shown that 7 men and 10 women present a reasonable prospect of recovery: the outlook, therefore, is not so good as it was last year, when the numbers were 10 men and 17 women respectively. 19 cases of general paralysis are still here, 16 being men and 3 women; and we have 124 epileptics—58 men and 66 women.

The epileptics have increased 12 during the current year—viz., 8 men and 4 women,—and this, doubtless, is one reason for the low return of curable cases recently made. We are unfortunate enough to possess a larger percentage of this dangerous and almost incurable class than any Asylum with which I am acquainted.

No infectious disorder has occurred during the year, with the exception that in the spring a laundry-maid caught the scarlet fever whilst visiting outside. Proper measures of isolation and disinfection were adopted, and the disease did not spread further. More recently there have been some mild cases of influenza, principally confined to the staff, but not to an extent to occasion any anxiety.

The new staff of male attendants continue to perform their ^{Staff.} duty in a satisfactory manner. On the female side the changes have been as usual very few. The average length of service amongst the charge nurses is at present eight years.

Further experience of the working of the new Lunacy Act, ^{New Lunacy Act.} which came into operation in May, 1890, has strengthened the opinion that it is in many respects imperfect, and compliance with its provisions causes a large amount of unnecessary and indeed bewildering clerical work to the Asylum Clerk, whilst the responsibilities of the Superintendent have been largely added to.

Decoration
of Wards.

The decoration of the new wards has been steadily proceeded with, and that of the smaller female block completed. The new dining and amusement hall, together with other parts of the administrative department, are now finished, and their occupation will afford a much needed relief to the congestion at present experienced.

Additional
Medical Officer.

In July last you appointed Dr. F. E Rainsford to the post of Second Assistant Medical Officer to this Asylum, and he has proved himself to be an efficient addition to the medical staff ; to him, and to his senior colleague, Dr. Aveline, as well as to the other officers, and also to the attendants and servants, my thanks are due for loyal and faithful assistance.

Conclusion.

In conclusion, Gentlemen, I beg to return you my earnest thanks for the support and assistance you have always accorded me, and

I am, Gentlemen,

Your obedient Servant,

HARRY A. BENHAM, M.D.,
Medical Superintendent.

CHAPLAIN'S REPORT.

To the Committee of Visitors of the Bristol Lunatic Asylum.

December 31st, 1891.

GENTLEMEN,

I have the honour of submitting to you the Report of the Chaplain for the year 1891.

Services have been held regularly in the Chapel (with the exceptions noticed below) on Sundays, Christmas Day, Good Friday, and Ascension Day; the average number of patients present being: Males, 112; Females, 151; Total, 263; or, a trifle more than 50 per cent. of all on the books. Prayers have been said in No. 5 (M.) Ward, on Tuesdays, Thursdays, and Saturdays; and in No. 13 (F.) Ward, on Mondays, Wednesdays, and Fridays. The Holy Communion has been publicly administered six times; and the Wards visited each day.

There can be no doubt that one great disadvantage in the Chapel being so far from the main building is, that, with very few exceptions, it can only be used on Sundays; but the past year has shown conclusively that this is by no means the only objection. In my last Report I mentioned that between August 14th, 1881, when the Chapel was opened, and December 31st, 1890, there had been only *eight* occasions on which, owing to the weather, it could not be used. I regret to say that the past year has increased that number to *sixteen*; the After-

noon Service on March 15th and May 24th, the Morning Service on July 5th and August 9th, and both Services on March 22nd and December 13th having been held in one of the wards. This may naturally be expected to occur again from time to time, but the inconvenience caused by snow or rain will be considerably lessened when the new dining hall is ready for use, and a much larger number enabled to be present than is possible in any ward.

I have much pleasure in recording a generous gift of thirty volumes (*Punch*, *Temple Bar*, *English Illustrated Magazine*, and *Harper's Magazine*), presented by a lady in Bristol, who has on several occasions previously sent books, magazines, Christmas annuals, &c., for the patients' use. The number of volumes in the Library, including the above, is now not more than 500, and of these 180 volumes are distributed through the wards each month. This obviously necessitates the same books being re-issued at comparatively short intervals, and thus renders the oft-made complaint of "*crambe repetita*," as regards the books, not altogether an unreasonable one. I venture, therefore, to hope that when the new Library is completed, the Committee will take into consideration that, whereas the number of patients has increased by at least 150 since 1880, the number of books remains the same, and will then make such a grant for the purchase of more books as the growing needs of the Institution require.

Thanking you most sincerely for the courtesy and kindness shown to me throughout the year,

I remain, Gentlemen,

Your obedient Servant,

JAMES FOUNTAINE, M.A.,

Chaplain.

STATISTICAL TABLES, 1891.

TABLE I.—*Shewing the Admissions, Re-Admissions, Discharges, and Deaths during the Year 1891.*

	Males.	Females.	Total.
In the Asylum on the 1st January, 1891 ...	211	307	518
Admitted for the first time during the year...	62	79	141
Re-admitted during the year	17	20	37
Total under care during the year	290	406	696
Discharged or Removed :	M.	F.	T.
Recovered	26	39	65
Relieved	17	16	33
Not improved	1	1	2
Died	28	18	46
Total discharged and died during the year ...	72	74	146
Remaining December 31st, 1891	218	332	550
Average number resident during the year ...	215	322	537

TABLE II.—*Shewing the Admissions, Re-Admissions, Discharges, and Deaths, from the opening of the Asylum to the present date, December 31st, 1891.*

	Males.	Females.	Total.
Patients admitted during a period of 31 years	1458	1547	3005
Patients re-admitted " " "	234	280	514
Total of cases admitted	1692	1827	3519
Discharged :	M.	F.	T.
Recovered	591	729	1320
Relieved	229	277	506
Not improved	15	14	29
Died	639	475	1114
Total discharged and died during 31 years ...	1474	1495	2969
Remaining December 31st, 1891	218	332	550
Average number resident during the 31 years	153	173	326

TABLE III.—*Shewing the Admissions, Discharges, and Deaths, with the mean Annual Mortality and Proportion of Recoveries per cent. on the Admissions for each Year.*

Years.	Admitted.			Discharged.						Died.			Remaining December 31 in each year.			Average Numbers Resident.			Per Centage of Recoveries on Admissions.			Per Centage of Deaths on Number Resident.																																																																																																																																																																																																																																																																																																																																																																																																																																																																																																																																																																																																																																																																																																																																																																																																																																																																																																																																				
	Recovered.		Total.	Relieved.		Not Improved.		Total.	Male.		Total.	Female.		Total.	Male.		Total.	Male.		Total.	Male.		Total.	Female.		Total.																																																																																																																																																																																																																																																																																																																																																																																																																																																																																																																																																																																																																																																																																																																																																																																																																																																																																																																																
	Male.	Female.		Male.	Female.	Male.	Female.		Male.	Female.		Male.	Female.		Male.	Female.		Male.	Female.		Male.	Female.		Male.	Female.		Male.	Female.	Male.	Female.	Male.	Female.																																																																																																																																																																																																																																																																																																																																																																																																																																																																																																																																																																																																																																																																																																																																																																																																																																																																																																																										
Asylum opened in February																											1861	92	115	207	5	10	16	4	12	16	2	0	2	8	11	19	73	87	160	65	77	142	5.5	4.3	4.8	12.3	14.3	13.3	1862	46	50	96	14	9	23	7	4	11	1	5	6	30	30	60	86	100	186	77	91	168	30.4	18.0	24.0	14.4	20.8	17.9	1863	39	30	69	8	14	22	3	5	8	1	1	2	24	8	32	97	102	199	98	108	206	20.5	46.6	32.0	16.3	7.4	11.6	1864	42	42	84	17	20	37	2	5	7	1	2	3	19	33	52	105	98	203	99	102	201	40.5	47.6	44.0	14.0	18.8	16.5	1865	47	39	86	26	17	43	4	5	9	0	1	1	16	11	27	106	103	209	105	99	204	55.0	43.6	50.0	15.2	11.1	13.2	1866	42	32	74	18	14	32	4	7	11	1	0	1	15	8	23	110	106	216	111	106	217	43.0	44.0	43.2	13.5	7.5	10.5	1867	48	38	86	21	14	35	12	4	16	1	1	2	23	11	34	112	112	224	112	106	218	42.5	37.0	40.6	8.9	12.2	10.5	1868	43	37	80	21	21	42	11	5	16	1	0	1	19	11	30	105	112	217	110	118	228	48.8	56.7	52.5	17.2	9.2	13.0	1869	52	30	82	25	15	40	4	2	6	0	0	0	14	7	21	111	121	232	107	113	220	48.0	50.8	48.8	16.8	12.3	14.5	1870	42	52	94	15	25	40	1	2	3	0	0	0	18	7	25	117	129	246	113	122	235	35.4	48.0	42.4	16.8	5.7	11.0	1871	48	56	104	16	29	45	5	5	10	0	0	0	36	18	54	126	133	259	124	134	258	33.3	51.8	43.2	14.5	13.4	13.8	1872	52	43	95	19	25	44	5	1	6	0	0	0	26	9	35	137	141	278	133	137	270	36.5	58.1	46.3	12.7	6.5	9.6	1873	44	40	84	15	19	34	6	2	8	0	0	0	37	20	57	143	140	283	141	140	281	34.1	47.5	40.5	12.0	14.2	13.1	1874	30	51	81	14	24	38	5	9	14	0	0	0	40	15	55	129	143	272	139	146	285	46.6	47.0	46.9	18.2	10.2	14.0	1875	41	57	98	17	29	46	5	7	12	0	1	1	16	16	32	147	166	313	128	156	284	41.5	50.9	47.0	20.6	10.2	14.9	1876	50	59	109	14	22	36	3	6	9	0	0	0	31	12	43	136	166	302	128	162	290	28.0	37.3	33.0	14.8	7.4	10.6	1877	43	55	98	13	26	39	10	5	15	0	0	0	32	16	48	140	174	314	142	171	313	30.2	47.1	40.0	11.2	9.3	10.2	1878	52	72	124	15	29	44	4	11	15	0	0	0	34	17	51	156	189	345	150	187	337	28.9	40.2	35.5	11.3	9.0	10.0	1879	62	68	130	20	35	55	5	16	21	1	0	1	25	14	39	181	192	373	172	196	368	32.3	51.5	42.3	6.4	7.1	6.8	1880	61	61	122	23	22	45	10	7	17	0	0	0	46	17	63	180	207	387	184	205	389	37.7	36.0	36.9	15.7	8.2	11.8	1881	68	63	131	19	29	48	10	7	17	0	0	0	46	23	69	196	211	407	192	209	401	28.0	46.0	37.0	12.0	11.0	11.5	1882	55	56	111	23	23	46	8	5	13	0	0	0	34	13	47	199	226	425	197	218	415	41.8	41.0	41.5	10.6	5.9	8.1	1883	60	67	127	14	30	44	5	4	9	0	0	0	61	20	81	200	238	438	200	233	433	23.3	44.7	34.6	20.0	9.0	14.0	1884	56	73	129	16	27	43	10	6	16	0	0	0	34	21	55	211	209	420	211	224	435	28.5	37.0	33.3	9.0	6.6	7.7	1885	68	69	137	28	28	56	12	18	30	0	0	0	51	22	73	210	210	420	206	209	415	41.2	40.9	40.9	14.0	10.4	12.3	1886	67	62	129	24	32	56	17	19	36	0	0	0	39	18	57	215	203	418	212	212	424	35.8	51.6	43.4	9.9	8.5	9.2	1887	69	66	135	33	23	56	12	7	19	1	0	1	37	21	58	217	223	440	216	220	436	47.9	34.8	41.5	9.7	7.2	8.4	1888	67	102	169	23	25	48	10	6	16	1	0	1	60	22	82	212	272	484	211	244	455	34.2	39.7	36.9	18.0	9.0	13.2	1889	59	75	134	24	22	46	8	10	18	2	1	3	43	25	68	212	296	508	212	284	496	40.7	30.0	34.3	11.8	6.3	8.6	1890	68	68	136	25	37	62	10	5	15	1	1	2	47	21	68	211	307	518	221	302	523	36.8	54.4	46.2	15.0	4.6	9.0	1891	79	99	178	26	39	65	17	16	33	1	1	2	46	18	64	218	332	550	215	322	537	32.9	39.4	38.7	13.0	5.6	8.6	Totals and averages	1692	1827	3519	729	1320	229	277	506	1114	15	14	29	639	475	1114	153	173	326	34.9	39.9	37.7	13.5	9.0	11.1
1861	92	115	207	5	10	16	4	12	16	2	0	2	8	11	19	73	87	160	65	77	142	5.5	4.3	4.8	12.3	14.3	13.3																																																																																																																																																																																																																																																																																																																																																																																																																																																																																																																																																																																																																																																																																																																																																																																																																																																																																																																															
1862	46	50	96	14	9	23	7	4	11	1	5	6	30	30	60	86	100	186	77	91	168	30.4	18.0	24.0	14.4	20.8	17.9																																																																																																																																																																																																																																																																																																																																																																																																																																																																																																																																																																																																																																																																																																																																																																																																																																																																																																																															
1863	39	30	69	8	14	22	3	5	8	1	1	2	24	8	32	97	102	199	98	108	206	20.5	46.6	32.0	16.3	7.4	11.6																																																																																																																																																																																																																																																																																																																																																																																																																																																																																																																																																																																																																																																																																																																																																																																																																																																																																																																															
1864	42	42	84	17	20	37	2	5	7	1	2	3	19	33	52	105	98	203	99	102	201	40.5	47.6	44.0	14.0	18.8	16.5																																																																																																																																																																																																																																																																																																																																																																																																																																																																																																																																																																																																																																																																																																																																																																																																																																																																																																																															
1865	47	39	86	26	17	43	4	5	9	0	1	1	16	11	27	106	103	209	105	99	204	55.0	43.6	50.0	15.2	11.1	13.2																																																																																																																																																																																																																																																																																																																																																																																																																																																																																																																																																																																																																																																																																																																																																																																																																																																																																																																															
1866	42	32	74	18	14	32	4	7	11	1	0	1	15	8	23	110	106	216	111	106	217	43.0	44.0	43.2	13.5	7.5	10.5																																																																																																																																																																																																																																																																																																																																																																																																																																																																																																																																																																																																																																																																																																																																																																																																																																																																																																																															
1867	48	38	86	21	14	35	12	4	16	1	1	2	23	11	34	112	112	224	112	106	218	42.5	37.0	40.6	8.9	12.2	10.5																																																																																																																																																																																																																																																																																																																																																																																																																																																																																																																																																																																																																																																																																																																																																																																																																																																																																																																															
1868	43	37	80	21	21	42	11	5	16	1	0	1	19	11	30	105	112	217	110	118	228	48.8	56.7	52.5	17.2	9.2	13.0																																																																																																																																																																																																																																																																																																																																																																																																																																																																																																																																																																																																																																																																																																																																																																																																																																																																																																																															
1869	52	30	82	25	15	40	4	2	6	0	0	0	14	7	21	111	121	232	107	113	220	48.0	50.8	48.8	16.8	12.3	14.5																																																																																																																																																																																																																																																																																																																																																																																																																																																																																																																																																																																																																																																																																																																																																																																																																																																																																																																															
1870	42	52	94	15	25	40	1	2	3	0	0	0	18	7	25	117	129	246	113	122	235	35.4	48.0	42.4	16.8	5.7	11.0																																																																																																																																																																																																																																																																																																																																																																																																																																																																																																																																																																																																																																																																																																																																																																																																																																																																																																																															
1871	48	56	104	16	29	45	5	5	10	0	0	0	36	18	54	126	133	259	124	134	258	33.3	51.8	43.2	14.5	13.4	13.8																																																																																																																																																																																																																																																																																																																																																																																																																																																																																																																																																																																																																																																																																																																																																																																																																																																																																																																															
1872	52	43	95	19	25	44	5	1	6	0	0	0	26	9	35	137	141	278	133	137	270	36.5	58.1	46.3	12.7	6.5	9.6																																																																																																																																																																																																																																																																																																																																																																																																																																																																																																																																																																																																																																																																																																																																																																																																																																																																																																																															
1873	44	40	84	15	19	34	6	2	8	0	0	0	37	20	57	143	140	283	141	140	281	34.1	47.5	40.5	12.0	14.2	13.1																																																																																																																																																																																																																																																																																																																																																																																																																																																																																																																																																																																																																																																																																																																																																																																																																																																																																																																															
1874	30	51	81	14	24	38	5	9	14	0	0	0	40	15	55	129	143	272	139	146	285	46.6	47.0	46.9	18.2	10.2	14.0																																																																																																																																																																																																																																																																																																																																																																																																																																																																																																																																																																																																																																																																																																																																																																																																																																																																																																																															
1875	41	57	98	17	29	46	5	7	12	0	1	1	16	16	32	147	166	313	128	156	284	41.5	50.9	47.0	20.6	10.2	14.9																																																																																																																																																																																																																																																																																																																																																																																																																																																																																																																																																																																																																																																																																																																																																																																																																																																																																																																															
1876	50	59	109	14	22	36	3	6	9	0	0	0	31	12	43	136	166	302	128	162	290	28.0	37.3	33.0	14.8	7.4	10.6																																																																																																																																																																																																																																																																																																																																																																																																																																																																																																																																																																																																																																																																																																																																																																																																																																																																																																																															
1877	43	55	98	13	26	39	10	5	15	0	0	0	32	16	48	140	174	314	142	171	313	30.2	47.1	40.0	11.2	9.3	10.2																																																																																																																																																																																																																																																																																																																																																																																																																																																																																																																																																																																																																																																																																																																																																																																																																																																																																																																															
1878	52	72	124	15	29	44	4	11	15	0	0	0	34	17	51	156	189	345	150	187	337	28.9	40.2	35.5	11.3	9.0	10.0																																																																																																																																																																																																																																																																																																																																																																																																																																																																																																																																																																																																																																																																																																																																																																																																																																																																																																																															
1879	62	68	130	20	35	55	5	16	21	1	0	1	25	14	39	181	192	373	172	196	368	32.3	51.5	42.3	6.4	7.1	6.8																																																																																																																																																																																																																																																																																																																																																																																																																																																																																																																																																																																																																																																																																																																																																																																																																																																																																																																															
1880	61	61	122	23	22	45	10	7	17	0	0	0	46	17	63	180	207	387	184	205	389	37.7	36.0	36.9	15.7	8.2	11.8																																																																																																																																																																																																																																																																																																																																																																																																																																																																																																																																																																																																																																																																																																																																																																																																																																																																																																																															
1881	68	63	131	19	29	48	10	7	17	0	0	0	46	23	69	196	211	407	192	209	401	28.0	46.0	37.0	12.0	11.0	11.5																																																																																																																																																																																																																																																																																																																																																																																																																																																																																																																																																																																																																																																																																																																																																																																																																																																																																																																															
1882	55	56	111	23	23	46	8	5	13	0	0	0	34	13	47	199	226	425	197	218	415	41.8	41.0	41.5	10.6	5.9	8.1																																																																																																																																																																																																																																																																																																																																																																																																																																																																																																																																																																																																																																																																																																																																																																																																																																																																																																																															
1883	60	67	127	14	30	44	5	4	9	0	0	0	61	20	81	200	238	438	200	233	433	23.3	44.7	34.6	20.0	9.0	14.0																																																																																																																																																																																																																																																																																																																																																																																																																																																																																																																																																																																																																																																																																																																																																																																																																																																																																																																															
1884	56	73	129	16	27	43	10	6	16	0	0	0	34	21	55	211	209	420	211	224	435	28.5	37.0	33.3	9.0	6.6	7.7																																																																																																																																																																																																																																																																																																																																																																																																																																																																																																																																																																																																																																																																																																																																																																																																																																																																																																																															
1885	68	69	137	28	28	56	12	18	30	0	0	0	51	22	73	210	210	420	206	209	415	41.2	40.9	40.9	14.0	10.4	12.3																																																																																																																																																																																																																																																																																																																																																																																																																																																																																																																																																																																																																																																																																																																																																																																																																																																																																																																															
1886	67	62	129	24	32	56	17	19	36	0	0	0	39	18	57	215	203	418	212	212	424	35.8	51.6	43.4	9.9	8.5	9.2																																																																																																																																																																																																																																																																																																																																																																																																																																																																																																																																																																																																																																																																																																																																																																																																																																																																																																																															
1887	69	66	135	33	23	56	12	7	19	1	0	1	37	21	58	217	223	440	216	220	436	47.9	34.8	41.5	9.7	7.2	8.4																																																																																																																																																																																																																																																																																																																																																																																																																																																																																																																																																																																																																																																																																																																																																																																																																																																																																																																															
1888	67	102	169	23	25	48	10	6	16	1	0	1	60	22	82	212	272	484	211	244	455	34.2	39.7	36.9	18.0	9.0	13.2																																																																																																																																																																																																																																																																																																																																																																																																																																																																																																																																																																																																																																																																																																																																																																																																																																																																																																																															
1889	59	75	134	24	22	46	8	10	18	2	1	3	43	25	68	212	296	508	212	284	496	40.7	30.0	34.3	11.8	6.3	8.6																																																																																																																																																																																																																																																																																																																																																																																																																																																																																																																																																																																																																																																																																																																																																																																																																																																																																																																															
1890	68	68	136	25	37	62	10	5	15	1	1	2	47	21	68	211	307	518	221	302	523	36.8	54.4	46.2	15.0	4.6	9.0																																																																																																																																																																																																																																																																																																																																																																																																																																																																																																																																																																																																																																																																																																																																																																																																																																																																																																																															
1891	79	99	178	26	39	65	17	16	33	1	1	2	46	18	64	218	332	550	215	322	537	32.9	39.4	38.7	13.0	5.6	8.6																																																																																																																																																																																																																																																																																																																																																																																																																																																																																																																																																																																																																																																																																																																																																																																																																																																																																																																															
Totals and averages	1692	1827	3519	729	1320	229	277	506	1114	15	14	29	639	475	1114	153	173	326	34.9	39.9	37.7	13.5	9.0	11.1																																																																																																																																																																																																																																																																																																																																																																																																																																																																																																																																																																																																																																																																																																																																																																																																																																																																																																																															

Year	Admitted.				Of each Year's Admissions Discharged and Died in 1891.												Total Discharged and Died of each Year's Admissions.				Remaining of each Year's Admissions Dec. 31, 1891.											
	New Cases.		Relaps'd Cases.		Recovered.			Relieved.			Not Improv'd			Died.			Recovered.		Relieved.		Not Improv'd		Died.		Total.		Male.		Female.			
	Male.	Female.	Male.	Female.	Male.	Female.	Total.	Male.	Female.	Total.	Male.	Female.	Total.	Male.	Female.	Total.	Male.	Female.	Total.	Male.	Female.	Total.	Male.	Female.	Total.	Male.	Female.	Total.	Male.	Female.		
1861	92	113	0	2	1	0	0	0	0	0	0	0	0	0	0	1	12	20	32	17	28	45	2	4	6	9	51	62	113	10	1	
1862	44	49	2	3	0	0	0	0	0	0	0	0	0	0	0	0	18	12	30	7	6	13	1	1	2	3	16	29	45	4	2	
1863	36	28	3	2	0	0	0	0	0	0	0	0	0	0	0	0	9	10	19	2	8	10	3	2	5	7	25	10	35	0	0	
1864	40	42	2	0	0	0	0	0	0	0	0	0	0	0	0	0	24	20	44	5	4	12	1	1	2	3	11	12	23	1	2	
1865	38	36	9	3	0	0	0	0	0	0	0	0	0	0	0	0	22	19	41	7	5	12	0	0	0	0	17	14	31	1	1	
1866	36	30	6	2	0	0	0	0	0	0	0	0	0	0	0	0	16	14	30	6	7	13	0	0	0	0	17	10	27	2	1	
1867	39	35	9	3	0	0	0	0	0	0	0	0	0	0	0	0	17	16	33	7	6	13	1	1	2	3	21	14	35	3	3	
1868	31	31	12	6	0	0	0	0	0	0	0	0	0	0	0	0	18	15	33	5	3	8	0	1	1	2	20	13	33	0	5	
1869	44	26	8	4	0	0	0	0	0	0	0	0	0	0	0	0	28	20	48	4	4	8	0	0	0	0	17	6	23	3	0	
1870	31	47	11	5	0	0	0	0	0	0	0	0	0	0	0	2	11	24	35	6	11	17	0	0	0	0	21	15	36	4	2	
1871	40	51	8	5	0	0	0	0	0	0	0	0	0	0	0	0	20	29	49	6	12	18	0	0	0	0	19	14	33	3	1	
1872	44	35	8	8	0	0	0	0	0	0	0	0	0	0	0	0	15	22	37	3	5	8	0	0	0	0	22	13	33	6	0	
1873	32	35	12	5	0	0	0	0	0	0	0	0	0	0	0	0	9	26	35	4	13	17	0	0	0	0	13	9	22	4	3	
1874	26	46	4	5	0	0	0	0	0	0	0	0	0	0	0	0	21	33	54	3	6	9	0	1	1	2	16	11	27	7	6	
1875	37	46	4	11	0	0	0	0	0	0	0	0	0	0	0	0	16	29	45	7	7	14	0	0	0	0	20	17	37	7	7	
1876	45	50	5	9	0	0	0	0	0	0	0	0	0	0	0	1	16	29	45	10	13	23	1	0	1	2	14	16	30	3	5	
1877	38	41	5	14	0	0	0	0	0	0	0	0	0	0	0	1	15	21	36	10	13	23	0	0	0	0	14	16	30	3	8	
1878	43	60	9	12	0	0	0	0	0	0	0	0	0	0	0	0	12	27	39	8	13	21	0	0	0	0	23	16	39	9	16	
1879	52	59	10	9	0	0	0	0	0	0	0	0	0	0	0	1	24	37	61	11	10	21	0	0	0	0	16	12	28	11	9	
1880	53	47	8	14	0	0	0	0	0	0	0	0	0	0	0	0	23	21	44	8	8	16	0	0	0	0	18	23	41	12	9	
1881	59	56	9	7	0	0	0	0	0	0	0	0	0	0	0	0	21	25	46	9	10	19	0	0	0	0	34	17	51	4	11	
1882	45	44	10	12	0	0	0	0	0	0	0	0	0	0	0	0	19	26	45	2	4	6	0	0	0	0	25	18	43	9	8	
1883	55	60	5	7	0	0	0	0	0	0	0	0	0	0	0	0	17	31	48	6	14	20	0	0	0	0	30	10	40	7	12	
1884	48	66	8	7	0	0	0	0	0	0	0	0	0	0	0	0	21	29	50	11	11	22	0	0	0	0	29	17	37	4	16	
1885	55	54	13	15	0	0	0	0	0	0	0	0	0	0	0	0	26	23	49	9	13	22	0	0	0	0	24	22	46	9	11	
1886	59	51	8	11	0	0	0	0	0	0	0	0	0	0	0	0	24	26	50	12	10	22	0	0	0	0	22	12	34	9	14	
1887	64	54	5	12	0	0	0	0	0	0	0	0	0	0	0	3	29	29	58	9	6	15	1	0	1	1	19	12	31	11	19	
1888	58	56	9	46	0	0	0	0	0	0	0	0	0	0	0	2	23	25	48	10	7	17	2	0	2	3	23	15	38	9	55	
1889	51	62	8	13	0	0	0	0	0	0	0	0	0	0	0	0	23	25	48	5	7	12	1	2	3	5	23	15	38	9	55	
1890	61	58	7	10	0	0	0	0	0	0	0	0	0	0	0	5	17	22	35	5	4	9	1	1	2	3	15	12	27	19	24	
1891	62	79	17	20	0	0	0	0	0	0	0	0	0	0	0	20	16	36	8	8	16	1	1	2	1	1	19	3	22	11	25	
Total	1458	1547	234	280	3519	26	39	65	17	16	33	1	1	2	28	18	46	591	729	1320	229	277	506	15	14	29	639	475	1114	218	332	550

SUMMARY OF TOTAL ADMISSIONS, 1861-1891.			
Per Centage of Cases	Recovered	Relieved	Total.
Recovered	34.93
Relieved	13.53
Not Improved	0.89
Died	37.76
Remaining	12.89
Total	100.00

TABLE V.—*Shewing the Duration of the Disorder in the Admissions, Discharges, and Deaths, during the Year 1891.*

CLASS.	DURATION OF DISEASE ON ADMISSION, IN FIVE CLASSES.											
	ON ADMISSION.			RECOVERED.			REMOVED, RELIEVED, OR OTHERWISE.			DIED.		
	Male.	Female.	Total.	Male.	Female.	Total.	Male.	Female.	Total.	Male.	Female.	Total.
FIRST CLASS. First Attack, and within three } months on admission ...	29	40	69	12	15	27	4	6	10	11	8	19
SECOND CLASS. First Attack, above three and } within twelve months on } admission... ..	18	19	37	6	12	18	1	3	4	4	2	6
THIRD CLASS. Not First Attack, and within } twelve months on admission }	18	23	41	6	8	14	5	2	7	3	4	7
FOURTH CLASS. First Attack or not, but of } more than twelve months } on admission	9	13	22	2	4	6	5	4	9	10	3	13
FIFTH CLASS. Congenital	5	4	9	3	2	5	...	1	1
Total	79	99	178	26	39	65	18	17	35	28	18	46

TABLE VI.—*Shewing in Quinquennial periods the Ages of those Admitted, Recovered, and Died during the Year 1891, and of those remaining on the 31st December, 1891.*

AGES.	THE ADMISSIONS.			RECOVERED.			DIED.			PATIENTS RESIDENT 31st Dec., 1891.		
	Male.	Female.	Total.	Male.	Female.	Total.	Male.	Female.	Total.	Male.	Female.	Total.
5 years and under 10 years...	1	0	1	0	0	0	0	0	0	1	0	1
10 "	0	0	0	0	0	0	0	0	0	0	0	0
15 "	2	4	6	0	1	1	0	0	0	4	4	8
20 "	7	11	18	2	4	6	2	2	4	12	18	30
25 "	13	11	24	4	3	7	2	1	3	18	21	39
30 "	21	11	32	8	6	14	3	1	4	35	32	67
35 "	9	11	20	3	3	6	1	2	3	26	32	58
40 "	6	12	18	2	6	8	6	1	7	25	36	61
45 "	9	14	23	2	4	6	3	6	9	19	36	55
50 "	4	12	16	1	3	4	2	3	5	31	45	76
55 "	2	3	5	2	2	4	2	0	2	15	26	41
60 "	1	5	6	1	4	5	1	1	2	11	29	40
65 "	3	3	6	1	1	2	3	0	3	10	23	33
70 "	1	1	2	0	1	1	3	0	3	3	15	18
75 "	0	1	1	0	1	1	3	0	1	4	8	12
80 "	0	0	0	0	0	0	0	0	0	2	4	6
85 "	0	0	0	0	0	0	0	0	0	1	2	3
90 and upwards ...	0	0	0	0	0	0	0	0	0	1	1	1
Unknown ...	0	0	0	0	0	0	0	0	0	1	0	1
Total ...	79	99	178	26	39	65	28	18	46	218	332	550

TABLE VII.—*Shewing the probable Causes, Apparent or Assigned, of the Mental Disorder, in the Admissions, Discharges, and Deaths during the Year 1891.*

CAUSES.	The Admissions.			The Discharges.						The Deaths.		
				Recovered.			Removed, Relieved, or Otherwise.					
	Male.	Female.	Total.	Male.	Female.	Total.	Male.	Female.	Total.	Male.	Female.	Total.
MORAL.												
Domestic Trouble (including Loss of Relatives) .. .	1	7	8	1	0	1	0	3	3	0	1	1
Adverse Circumstances (including Business Anxieties and Pecuniary Difficulties)	2	0	2	0	1	1	0	0	0	2	0	2
Mental Anxiety and Worry (not included under the above two heads) and Overwork .. .	6	3	9	1	0	1	1	0	1	0	0	0
Religious Excitement .. .	3	3	6	2	1	3	0	1	1	0	0	0
Love Affairs (including Seduction) .. .	1	2	3	1	1	2	1	0	1	0	0	0
Fright and Nervous Shock .. .	0	1	1	0	1	1	0	0	0	0	0	0
PHYSICAL.												
Hereditary Influence .. .	9	20	29	6	6	12	4	2	6	3	5	8
General Paralysis .. .	15	2	17	0	0	0	3	0	3	9	1	10
Epilepsy .. .	6	9	15	0	4	4	0	1	1	1	3	4
Other Forms of Brain Disorganization .. .	0	1	1	0	0	0	0	0	0	2	1	3
Intemperance in Drink .. .	14	5	19	9	0	9	2	2	4	1	0	1
Puerperal Condition .. .	0	4	4	0	4	4	0	0	0	0	1	1
Other Causes and Old Age .. .	13	23	36	3	10	13	4	5	9	6	2	8
Privation and Ill Health .. .	6	8	14	3	4	7	1	0	1	1	2	3
Unknown .. .	3	11	14	0	7	7	2	3	5	3	2	5
Total .. .	79	99	178	26	39	65	18	17	35	28	18	46

TABLE VIII.—*Condition as to Marriage in the Admissions, Recoveries, and Deaths, during the Year 1891, and of Patients Resident December 31st, 1891.*

Condition in reference to Marriage.	The Admissions.			The Discharges Recovered.			The Deaths.			Patients Resident Dec. 31, 1891.		
	Male.	Female.	Total.	Male.	Female.	Total.	Male.	Female.	Total.	Male.	Female.	Total.
Single .. .	36	45	81	11	12	23	8	4	12	127	190	317
Married .. .	37	38	75	13	17	30	18	11	29	80	96	176
Widowed .. .	6	16	22	2	9	11	2	3	5	9	42	51
Unknown .. .	0	0	0	0	1	1	0	0	0	2	4	6
Total .. .	79	99	178	26	39	65	28	18	46	218	332	550

TABLE X.—*Shewing the Age at First Attack, and upon Admission or Re-Admission during the Year 1891.*

AGE.	Age on First Attack.			Age on Admission or Re-Admission.		
	Males.	Females.	Total.	Males.	Females.	Total.
Congenital	5	4	9
Under 10 years	1	0	1
From 10 to 15 years ...	1	1	2
" 15 " 20 " ...	4	6	10	2	6	8
" 20 " 30 " ...	23	18	41	20	22	42
" 30 " 40 " ...	16	21	37	31	22	53
" 40 " 50 " ...	11	29	40	14	26	40
" 50 " 60 " ...	4	10	14	6	13	19
" 60 " 70 " ...	4	4	8	4	8	12
" 70 " 80 "	2	2	1	2	3
" 80 " 90 "
Unknown	11	4	15
Total	79	99	178	79	99	178

TABLE XI.—*Shewing the Length of Residence in those Discharged Recovered, and those who Died during the Year 1891.*

LENGTH OF RESIDENCE.	Recovered.			Died.		
	Males.	Females.	Total.	Males.	Females.	Total.
Under 1 month	2	0	2	5	4	9
From 1 to 3 months ...	16	8	24	4	1	5
" 3 " 6 " ...	4	7	11	1	2	3
" 6 " 12 " ...	2	17	19	3	4	7
" 1 " 2 years ...	1	2	3	6	2	8
" 2 " 3 " ...	0	2	2	1	2	3
" 3 " 4 " ...	0	1	1	1	2	3
" 4 " 5 " ...	0	1	1
" 5 " 6 "
" 6 " 7 "
" 7 " 8 "
" 8 " 9 "
" 9 " 10 "	1	0	1
" 10 " 12 "
" 12 " 15 " ...	0	1	1	1	1	2
" 15 " 20 "	2	0	2
Over 20 years	1	0	1	3	0	3
Total	26	39	65	28	18	46

the Year 1891, and the Form of Mental Disorder of the Inmates on the 31st December, 1891.

FORM OF MENTAL DISORDER.	ADMISSIONS.			RECOVERIES.			DEATHS.			Remaining in Asylum, Form of Mental Disorder, 31st December, 1891.		
	Male.	Female.	Total.	Male.	Female.	Total.	Male.	Female.	Total.	Male.	Female.	Total.
Congenital or Infantile Mental Deficiency:												
(a) With epilepsy	3	1	4	0	0	0	0	0	0	5	8	13
(b) Without epilepsy... ..	2	1	3	0	0	0	0	0	0	15	16	31
Epilepsy acquired	0	0	0	0	1	1	0	0	0	53	58	111
General Paralysis of Insane ...	0	0	0	0	0	0	1	0	1	16	3	19
Mania:												
Acute	30	45	75	9	16	25	6	6	12	3	13	16
Chronic... ..	0	2	2	1	0	1	1	0	1	62	107	169
Recurrent	0	0	0	0	0	0	1	0	1	3	3	6
Apotu	6	2	8	5	1	6	1	0	1	0	0	0
Puerperal	0	3	3	0	4	4	0	1	1	0	0	0
Senile	0	1	1	0	0	0	0	0	0	1	1	2
Melancholia:												
Acute	5	19	24	3	8	11	3	2	5	1	7	8
Chronic... ..	0	0	0	0	0	0	0	0	0	7	12	19
Recurrent	0	0	0	0	0	0	0	0	0	0	2	2
Puerperal	0	0	0	0	0	0	0	0	0	0	0	0
Senile	1	2	3	0	0	0	1	0	1	1	2	3
Dementia:												
Primary	30	20	50	8	7	15	13	8	21	6	8	14
Secondary	2	0	2	0	0	0	0	0	0	44	84	128
Senile	0	3	3	0	2	2	1	1	2	1	7	8
Organic, <i>i. e.</i> from tumours, coarse brain disease, &c.	0	0	0	0	0	0	0	0	0	0	1	1
Total... ..	79	99	178	26	39	65	28	18	46	218	332	550

TABLE XIII.—*Shewing the state of Bodily Health and Condition of the Patients Admitted during the Year 1891.*

STATE OF BODILY HEALTH AND CONDITION.	Male.	Female.	Total.
A			
1st.—In fair bodily health and condition	32	35	67
2nd.—In impaired health and feeble condition ...	29	40	69
3rd.—In bad health and exhausted condition ...	8	11	19
B			
EPILEPTICS.			
4th.—In fair health and condition... ..	3	4	7
5th.—In depraved health and otherwise un- favourable condition	6	8	14
C			
General Paralytics	1	1	2
Total	79	99	178

TABLE XIV.—*Shewing the Length of Time after Discharge at the time of the Re-Admission, 1891.*

LENGTH OF TIME AFTER DISCHARGE.	HAD BEEN DIS- CHARGED RECOVERED			HAD BEEN DIS- CHARGED IMPROVED.		
	Male.	Female.	Total.	Male.	Female.	Total.
Under One Month	0	0	0	1	1	2
From One to Three Months ...	0	4	4	1	0	1
„ Three to Six Months ...	1	1	2	0	0	0
„ Six to Nine Months ...	0	3	3	0	0	0
„ Nine to Twelve Months.	2	2	4	0	0	0
„ One Year to Two Years.	2	0	2	1	0	1
„ Two to Three Years ...	1	0	1	0	0	0
„ Three to Four Years ...	1	3	4	0	1	1
„ Four to Five Years ..	0	0	0	1	0	1
Above Five Years	3	4	7	1	0	1
Total	10	17	27	5	2	7

TABLE XV.—*Shewing the Condition in reference to Education in Patients Admitted during the Year 1891.*

EDUCATION.	Male.	Female.	Total.
Of Fair Education	11	12	23
Can Read and Write	50	58	108
Can Read only	0	5	5
Can neither Read nor Write	17	14	31
Unknown or Mentally Incapable	1	10	11
Total	79	99	178

TABLE XVI.—*Shewing the Religious Persuasion of the Patients Admitted during the Year 1891.*

RELIGIOUS PERSUASION.	Male.	Female.	Total.
Church of England	54	65	119
Protestant Dissenters	20	26	46
Roman Catholics	1	4	5
Unknown or Incapable... ..	4	4	8
Total	79	99	178

TABLE XVII.—*Shewing the Occupation of the Patients Admitted in 1891.*

MALES.		FEMALES.	
	No.		No.
Agent	1	Charwomen	4
Butchers	3	Domestic Servants	26
Cabmen	3	Dressmakers	7
Carpenters	6	Flax Dressers	2
Carvers	2	Grocer's Assistant	1
Clerks	7	Governesses	2
Corn Dealer	1	Hawkers	3
Customs Officers	2	Housekeepers	4
Decorator	1	Housewives	24
Engineers	4	Machinists	3
Groom	1	Milliner	1
Hawkers	2	No Occupation	17
Labourers	21	Shopkeeper	1
Mattress Maker	1	Tailoresses	4
Mariners	3		
Moulder	1		
Miners	2		
No Occupation	6		
Not known	1		
Policeman	1		
Publican	1		
Shoemakers	6		
Solicitor	1		
Tutor	1		
Total	79	Total	99

TABLE XVIII.—*Extracts from the Head Attendants' Journals, shewing the State and Occupation of the Patients on the 29th, 30th and 31st December, 1891.*

MALES.				FEMALES.			
EMPLOYED IN	Tuesday.	Wednesday.	Thursday.	EMPLOYED IN	Tuesday.	Wednesday.	Thursday.
Garden, Farm, &c....	39	40	40	Laundry	37	36	36
Stores and Cellar ...	6	6	6	Kitchen	8	6	8
Kitchen	4	4	4	Dressmaking	10	10	10
Bakehouse	1	1	1	General Needlework	29	30	29
Laundry	3	3	3	Stocking Mending ...	20	20	20
Tailors	2	2	2	Ward Helpers	52	52	51
Shoemakers	1	1	1				
Painters	2	2	2				
Upholsterers	3	3	3				
Ward Helpers... ..	52	52	52				
Total Employed ...	113	114	114	Total Employed ...	156	154	154
Admitted... ..	0	0	0	Admitted... ..	1	0	0
Discharged	0	0	0	Discharged	0	0	0
Died	0	0	0	Died	0	0	1
Sick (in bed)	5	5	4	Sick (in bed)	2	2	3
Fits by Day	12	3	15	Fits by Day	7	9	10
Fits by Night	10	5	8	Fits by Night	8	9	8
At Prayers	176	176	176	At Prayers	188	188	188
Out-door Exercise ..	144	0	142	Out-door Exercise ...	0	0	277
Evening Amusements	0	0	0	Evening Amusements	0	0	0
In Seclusion	0	0	0	In Seclusion	0	0	0
Accidents	0	0	0	Accidents	0	0	0
Escapes	0	0	0	Escapes	0	0	0
No. of Patients in } the men's division }	218	218	218	No. of Patients in } the women's division }	333	333	332

PATIENTS' ORDINARY DIET TABLE.

BREAKFAST.

MALES—1 pint Coffee (*a*), 7 oz. Bread, $\frac{1}{2}$ oz. Butter.
 FEMALES—1 pint do. 5 oz. do. $\frac{1}{2}$ oz. do.

DINNER.

SUNDAY	- -	{	MALES—5 oz. Cooked Meat, free from bone, 16 oz. Vegetables, 4 oz. Bread.
		{	FEMALES—4 oz. Cooked Meat, free from bone, 12 oz. Vegetables, 3 oz. Bread.
MONDAY	- -		Same as on Sunday.
TUESDAY	- -	{	MALES—1 $\frac{1}{2}$ pint Pea Soup (containing 3 oz. Uncooked Meat and 8 oz. Vegetables), 5 oz. Bread, and 1 oz. Cheese.
		{	FEMALES—1 pint Pea Soup (containing 2 oz. Uncooked Meat and 6 oz. Vegetables), 4 oz. Bread, and 1 oz. Cheese.
WEDNESDAY		{	MALES—Meat Pudding (containing 4 oz. Uncooked Meat, free from bone), 16 oz. Vegetables.
		{	FEMALES—Meat Pudding (containing 3 oz. Uncooked Meat, free from bone), 12 oz. Vegetables.
THURSDAY	-	{	Same as Sunday, or 1 lb. of Uncooked Fish per head in lieu of the Meat.
FRIDAY	- -	{	MALES—Meat Pie (containing 4 oz. Uncooked Meat, free from bone), 16 oz. Vegetables.
		{	FEMALES—Meat Pie (containing 3 oz. Uncooked Meat, free from bone), 12 oz. Vegetables.
SATURDAY	-	{	MALES—1 $\frac{1}{2}$ pint Soup (containing 3 oz. Uncooked Meat and 8 oz. Vegetables), 5 oz. Bread and 1 oz. Cheese.
		{	FEMALES—1 pint Soup (containing 2 oz. Uncooked Meat and 6 oz. Vegetables), 4 oz. Bread, and 1 oz. Cheese.

TEA.

MALES—1 pint Tea (*b*), 7 oz. Bread, $\frac{1}{2}$ oz. Butter, or 7 oz. Seed Cake.
 FEMALES—1 pint do., 5 oz. do., $\frac{1}{2}$ oz. do. 5 oz. do.

SCALE FOR (*a*) COFFEE PER 100 PINTS—1 $\frac{1}{4}$ lb. Coffee, $\frac{1}{2}$ lb. Chicory, 3 lbs. Sugar, 1 gallon Milk.

SCALE FOR (*b*) TEA PER 100 PINTS—13 oz. Tea, 3 lbs. Sugar, 1 gallon Milk.

EXTRA DIET.

Rhubarb or Fruit Pies in the season frequently, in addition to Sunday dinner, also salad of lettuce, &c., pickled cabbage or onions. Cabbages, leeks, parsnips, artichokes, turnips or carrots are frequently served with the dinners. Roast Veal and Bacon on Easter Day and Whit-Sunday. Currant Buns for breakfast and tea on Good Friday. Pork, Mutton and Bacon substituted occasionally for Beef. Sick Diet as considered necessary by Medical Officers. Lunch for Male Working Patients, 4 oz. Bread and 1 oz. Cheese. Female Patients employed in Laundry, the same Lunch; also, 1 pint Tea, 4 oz. Bread, and $\frac{1}{2}$ oz. Butter at 4 o'clock.

MALE ATTENDANTS AND SERVANTS

Are allowed daily 8 oz. Meat (cooked and free from bone), 12 oz. Vegetables, 1 lb. Bread, and $\frac{1}{2}$ pint Milk. Weekly, 4 oz. Tea, 1 lb Raw Sugar, 6 oz. Fresh Butter, 12 oz. Cheese, and 8 oz. Bacon. On Sundays Pastry is provided.

The Male Night Attendant is not boarded, but is allowed 1 lb. Bread and 1 pint Milk each night.

FEMALE ATTENDANTS AND SERVANTS

Are allowed daily 6 oz. Meat (cooked and free from bone), 12 oz. Vegetables, 1 lb. Bread, and $\frac{1}{2}$ pint Milk. Weekly, 4 oz. Tea, 1 lb. Raw Sugar, $\frac{1}{2}$ lb. Fresh Butter, $\frac{1}{2}$ lb. Bacon. On Sundays Pastry is provided.

*STATEMENT of INCOME and EXPENDITURE by the
Visiting Committee of the Bristol Lunatic Asylum, from
the 1st January to 31st December, 1891.*

INCOME.

	£	s.	d.	£	s.	d.
FROM UNIONS WITHIN THE CITY, VIZ.:—						
Bristol	3870	2	6			
Barton Regis	7679	8	9			
Bedminster	2279	11	5			
				13829	2	8
FROM TREASURER OF BOROUGH FUND FOR MAINTENANCE OF PATIENTS ..				264	14	0
FROM UNIONS WITHOUT THE CITY, VIZ.:—						
Aston Union	0	18	0			
Axbridge Union	3	0	0			
Bath Union	6	6	0			
Birmingham Union... ..	4	2	0			
Bridgwater Union	3	18	10			
Calne Union	8	17	6			
Cheltenham Union	3	13	0			
Christchurch Union	33	2	0			
Fulham Union... ..	17	12	0			
Liverpool Union	3	2	0			
Taunton Union	4	12	0			
Thornbury Union	4	18	0			
Trowbridge Union	3	18	0			
Westminster Union... ..	18	6	0			
Westhampnett Union	4	17	5			
Worcester Union	2	2	0			
				123	4	9
FROM PRIVATE PATIENTS... ..				571	5	8
FROM SALES OF STORES AND REFUSE				57	11	6
,, ,, FARM PRODUCE ...				25	1	3
Total Income				£14870 19 10		

EXPENDITURE.

	£	s.	d.	£	s.	d.
SALARIES AND WAGES				3566	2	1
PROVISIONS, VIZ. :—						
Butcher's Meat, Bacon, and Lard	1883	6	6			
Milk, Butter, and Cheese ...	1006	18	5			
Flour, Meal, Rice, Barley, and Potatoes	1212	4	6			
Sugar and Treacle	122	0	9			
Coffee, Chicory, Tea and Cocoa	308	2	4			
Caraways, Currants, and Raisins	19	1	8			
Tinned Meat, Fish, Sauces, and Vinegar... ..	305	13	3			
Eggs, Poultry, Fruit, &c. ...	46	1	8			
Barn, Salt, and Saltpetre ...	22	5	1			
Miscellaneous Sundries	20	8	8			
				4946	2	10
NECESSARIES, VIZ. :—						
Kitchen and Laundry Requisites	46	12	6			
Coals, Gas, &c.	1068	2	10			
Soap and Water	582	4	6			
Brushes, Baskets, and Earthen-ware	81	11	4			
Other Items	22	7	2			
				1800	18	4
CLOTHING, VIZ. :—						
Patients' Clothing and Attendants' Uniforms	685	5	2			
Haberdashery, Hats, Leather, &c.	122	19	8			
Other Items	36	10	9			
				844	15	7
FURNITURE AND BEDDING, VIZ. :—						
Blankets, Counterpanes, Carpets, &c.	178	0	5			
Bedsteads... ..	52	16	0			
Mattresses and Bolsters	63	18	0			
Bed and Table Linen	131	14	11			
Towelling and Water Sheeting	24	17	3			
Window Holland and Curtains	72	2	3			
Miscellaneous Sundries	54	13	2			
				578	2	0
Carried forward				£11736	0	10

	£	s.	d.	£	s.	d.
Brought forward				11736	0	10
FARM AND GARDEN, VIZ. :—						
Manure, Tools, and Implements	47	19	11			
Meal and Straw	15	0	6			
Pigs	22	4	0			
Shrubs, Plants, Seeds, &c. ...	32	7	1			
Hauling	10	0	0			
Miscellaneous Items	4	13	11			
	<hr/>			132	5	5
DISPENSARY, VIZ. :—						
Drugs and Medical Instruments				92	9	2
WINES AND SPIRITS				44	16	0
RATES AND TAXES				670	2	9
BUILDING AND REPAIRS, VIZ. :—						
Artizans' Wages	389	14	6			
New Gas Meter and Lamps ...	101	7	3			
Engineers' Materials	39	11	3			
Joiners' do.	63	12	8			
Masons' do.	25	14	6			
Painters' and Glaziers' do. ...	51	10	8			
Heating Apparatus... ..	248	0	0			
Ironmongery	67	11	6			
Special Alterations and Im- provements	594	18	3			
Miscellaneous Items	149	11	9			
	<hr/>			1731	12	4
MISCELLANEOUS :—						
Advertising, Insurance, Audit- ing Accounts, &c.	39	18	1			
Musical Instruments and Amuse- ments	39	18	7			
Newspapers, Periodicals, and Library Books	23	2	11			
Postage, Telegrams, Printing, and Stationery	95	10	11			
Removal and Travelling Ex- penses	49	3	8			
Miscellaneous Items	25	10	5			
	<hr/>			273	4	7
Total Expenditure ...				£14680	11	1

ARTHUR ORME, *Clerk and Steward.*

* *Salaries and Wages of the Officers, Attendants, and Servants.*

OFFICERS.										£	s.	d.
<i>a</i>	Medical Superintendent	500	0	0
<i>b</i>	Chaplain	275	0	0
<i>c</i>	First Assistant Medical Officer	150	0	0
<i>c</i>	Second Assistant Medical Officer	120	0	0
<i>e</i>	Clerk and Steward	250	0	0
<i>c</i>	Housekeeper	65	0	0
<i>c</i>	Head Male Attendant	60	0	0
<i>c</i>	Head Female Attendant	85	0	0
<i>i</i>	Storekeeper and Organist	59	0	0

ATTENDANTS, &c.—MALE DEPARTMENT.

<i>d</i>	Night Attendant	32	0	0
<i>d</i>	Two Ward Attendants	at	37	0	0
<i>d</i>	Three do.	at	32	0	0
<i>d</i>	Six do.	at	30	0	0
<i>d</i>	Eight do.	at	28	0	0
<i>d</i>	Porter	28	0	0
<i>d</i>	Porter	13	0	0
<i>k</i>	First Night Attendant	at per week	1	4	6
<i>b</i>	One Carpenter	do.	1	10	0
<i>b</i>	One do.	do.	1	4	0
<i>b</i>	One Painter	do.	1	10	0
<i>b</i>	One do.	do.	1	0	0
<i>f</i>	One Engineer	do.	1	16	0
<i>f</i>	One Mason	do.	1	3	0
<i>f</i>	One Gardener	do.	1	7	0
<i>b</i>	Assistant do.	do.	1	0	0
<i>b</i>	Farm Labourer	do.	0	18	0
<i>b</i>	General do.	do.	1	0	0
<i>b</i>	Three Stokers	do.	1	1	0
<i>e</i>	One Shoemaker	do.	1	0	0
<i>b</i>	One Tailor	do.	1	8	0
<i>h</i>	One Baker	do.	1	4	0
<i>h</i>	One do.	do.	0	16	0
<i>g</i>	One Lodge Keeper	do.	1	1	0

ATTENDANTS, &c.—FEMALE DEPARTMENT.

<i>d</i>	Night Attendant	24	0	0
<i>d</i>	One Ward Attendant	30	0	0
<i>d</i>	One do.	27	0	0
<i>d</i>	Two do.	at	26	0	0
<i>d</i>	Three do.	at	24	0	0
<i>d</i>	Five do.	at	22	0	0
<i>d</i>	Two do.	at	20	0	0
<i>d</i>	Six do.	at	18	0	0
<i>d</i>	Five do.	at	16	0	0
<i>d</i>	Cook	30	0	0
<i>d</i>	Head Laundress	27	0	0
<i>d</i>	One Laundry Maid	18	0	0
<i>d</i>	Three do.	at	16	0	0
<i>d</i>	Two House Maids	at	16	0	0
<i>d</i>	One Kitchen Maid	18	0	0
<i>d</i>	One do.	14	0	0

a Unfurnished House, Rates and Taxes, Light and Water.*b* Non-Resident—No Allowances.*c* Board, Furnished Apartments, Washing and Attendance.*d* Board, Lodging, Washing and Uniform.*e* Dinner daily.*f* House and Garden, with Rates and Taxes, free.*g* House, Rates, Light and Water, free.*h* Board found.*i* Board and Washing, and 2s. 6d. per week in lieu of Rooms.*k* Uniform and part Board.

* Corrected to January 1st, 1892.

An Account of the RECEIPTS and PAYMENTS of the Visiting Committee of the Bristol Lunatic Asylum, Dr. from January 1st to December 31st, 1891. Cr.

	£	s.	d.	£	s.	d.
RECEIPTS.						
To Balance in hands of Treasurer, Jan. 1st, 1891	1756	10	1			
„ Balance in hands of Steward, Jan. 1st, 1891	65	9	4	1821	19	5
„ Cash from Unions within the City ...				13829	2	8
„ Cash from Treasurer of Borough Fund for Maintenance	264	14	0			
„ Cash from Out County Unions	123	4	9			
„ Cash from Private Patients	571	5	8			
„ Cash from Sales of Stores and Refuse	57	11	6			
„ Cash from Farm Produce	25	1	3	1041	17	2
				14680	11	1
PAYMENTS.						
By Salaries	1469	14	6			
„ Wages	2096	7	7			
„ Provisions	4946	2	10			
„ Necessaries	1800	18	4			
„ Clothing	844	15	7			
„ Furniture and Bedding	578	2	0			
„ Farm and Garden	132	5	5			
„ Surgery and Dispensary	92	9	2			
„ Wines and Spirits	44	16	0			
„ Rates and Taxes	670	2	9			
„ Building and Repairs	1731	12	4			
„ Miscellaneous	273	4	7			
„ Balance in hands of Treasurer, Dec. 31st, 1891	1988	0	11			
„ Balance in hands of Steward, Dec. 31st, 1891	24	7	3	2012	8	2
				£16692	19	3

Examined and found correct,

GEORGE PEARSON, }
 THOMAS CLEVERDON, } *For the Committee of Visitors.*

January 26th, 1892.

STATEMENT of the FINANCIAL CONDITION of the MAINTENANCE ACCOUNT
of the Asylum, December 31st, 1891.

Dr.

Cr.

	£	s.	d.		£	s.	d.
ASSETS.							
To Balance in hands of Steward	24	7	3				
Do. do. Treasurer	1988	0	11				
Do. do. Treasurer	—	—	—	2012	8	2	
Amount due from Unions and Borough Treasurer for Maintenance of Pa- tients				3692	12	6	
				£5705	0	8	
				£5705	0	8	

LIABILITIES.

By Amount due to Tradesmen, this day, for Goods supplied	2077	19	4
,, Balance in favour of Asylum	3627	1	4

Examined and found correct,

GEORGE PEARSON, }
 THOMAS CLEVERDON, } *For the Committee of Visitors.*

January 26th, 1892.

