

[Report 1969] / Medical Officer of Health, Worksop R.D.C.

Contributors

Worksop (England). Rural District Council.

Publication/Creation

1969

Persistent URL

<https://wellcomecollection.org/works/nnnveb6k>

License and attribution

You have permission to make copies of this work under a Creative Commons, Attribution license.


This licence permits unrestricted use, distribution, and reproduction in any medium, provided the original author and source are credited. See the Legal Code for further information.

Image source should be attributed as specified in the full catalogue record. If no source is given the image should be attributed to Wellcome Collection.



Wellcome Collection
183 Euston Road
London NW1 2BE UK
T +44 (0)20 7611 8722
E library@wellcomecollection.org
<https://wellcomecollection.org>

WORKSOP RURAL DISTRICT COUNCIL



ANNUAL REPORT

for the


Year ended 31st December, 1969

by

G. TATTERSALL

Medical Officer of Health

M.A., M.B., B.Ch., D.P.H.



Digitized by the Internet Archive
in 2018 with funding from
Wellcome Library

<https://archive.org/details/b30294769>

WORKSOP RURAL DISTRICT COUNCIL

.....

ANNUAL REPORT

for the

Year ended 31st December, 1969

by

G. TATTERSALL

Medical Officer of Health

M.A., M.B., B.Ch., D.P.H.

Worksop Rural District Council

YEAR ENDED 31ST DECEMBER, 1969

Chairman :

Councillor H. McLOUGHLIN, J.P.

Vice-Chairman :

Councillor MRS. E. WILSON

Councillor H. E. BOOTH	Councillor N. L. JACKSON
Councillor F. BROUGH	Councillor C. JAMES
Councillor L. C. BURTON	Councillor C. I. JONES
Councillor G. CAWTHORNE	Councillor J. H. LACEY
Councillor J. GYTE	Councillor J. E. MACHENT
Councillor W. J. HAKES	Councillor H. ROBINSON
Councillor Mrs. B. A. HARRISON	Councillor S. SLACK, J.P.
Councillor F. A. HARRISON	Councillor H. STOKES
Councillor N. HAWKINS	Councillor Mrs. M. WATERHOUSE
Councillor T. L. HUGHES	

Medical Officer of Health :

G. TATTERSALL, M.A., M.B., B.Ch., D.P.H.

Deputy Medical Officer of Health :

H. M. BIRKS, M.R.C.S., L.R.C.P., D.P.H.

Surveyor and Chief Public Health Inspector :

C. J. PHILLIPS, F.R.S.H., C.R.S.H., M.A.P.H.I.

Additional Public Health Inspector :

C. TURBERFIELD, Cert.R.S.H., M.A.P.H.I.

Pupil Public Health Inspector :

STEPHEN HODGSON—commenced February, 1969.

HEALTH DEPARTMENT,
PARK HOUSE,
PARK STREET,
WORKSOP.

July, 1970.

TO THE CHAIRMAN AND MEMBERS OF THE WORKSOP RURAL DISTRICT
COUNCIL.

SIR, LADIES AND GENTLEMEN,

I have the honour to submit for your consideration the Annual Health Report for 1969 together with the vital statistics relative to the period.

The population figure of 20,830 represents an increase of 270 over the corresponding figure for last year.

The birth rate is 20.6 per thousand of the population. The figure for England and Wales is 16.3.

The death rate at 8.6 per thousand of the population is below that for England and Wales (11.9).

The infant mortality rate at 14.0 per thousand live births, is below that for England and Wales (18.0) and further details are included in the text.

The report includes information on the Health Services provided in the area by the Nottinghamshire County Council, and for this information I am indebted to the County Medical Officer.

I should like to take this opportunity to express my thanks to the staff of the Department for their loyal and generous assistance to the Officers of other Departments for their help and co-operation, and to the Council for support and encouragement.

Yours sincerely,

G. TATTERSALL,

Medical Officer of Health.

STATISTICS AND SOCIAL CONDITIONS OF THE AREA

Area in acres	17,548
Population (estimated mid-year)	20,830
No. of inhabited houses at 31st March, 1970	6,810
Rateable value at 31st March, 1970	£600,462
Penny Rate Product at 31st March, 1970	£2,421

VITAL STATISTICS

Live Births	M.	F.	Total
Legitimate	228	170	398
Illegitimate	14	17	31
Illegitimate live births per cent. of total live births			7.2
Birth rate per 1,000 of the population			20.6
Birth rate per 1,000 of the population of England and Wales			16.3
Still Births	M.	F.	Total
Legitimate	2	2	4
Illegitimate	—	2	2
Total Live and Still Births			435
Rate per 1,000 (Live and Still) Births			13.8
Rate per 1,000 estimated population			.29
Maternal Mortality (including abortion) :			
Number of deaths			Nil
Infantile Mortality (Deaths of Infants under 1 year) :			
	M.	F.	Total
Deaths of legitimate infants under 1 year	2	2	4
Deaths of illegitimate infants under 1 year	—	2	2
Death rate of legitimate infants per 1,000 legitimate live births			10.1
Infant mortality rate per 1,000 live births			14.0
Infant mortality rate for England and Wales per 1,000 live births			18.0
Neo-Natal Mortality Rate (Deaths under 4 weeks per 1,000 total live births)			7.0
Early Neo-Natal Mortality Rate (Deaths under 1 week per 1,000 total live births)			4.7
Perinatal Mortality Rate (Still Births and Deaths under 1 week combined per 1,000 total live and still births)			18.4

Deaths	M.	F.	Total
	101	79	180
Death rate per 1,000 estimated population	8.6
Death rate per 1,000 population England and Wales	11.9

All the above rates are calculated on the estimated population figure given by the Registrar General.

Mortality : The causes of deaths were :

	M.	F.
Enteritis and other Diarrhoeal Diseases	—	1
Cancer (all forms)	17	10
Heart disease	40	22
Other circulatory diseases	1	5
Pneumonia	7	7
Bronchitis and Emphysema	10	4
Motor vehicle accidents	1	—
All other accidents	2	1
Diabetes	1	5
Congenital anomalies	1	—
Other diseases of respiratory system	4	1
Leukaemia	2	—
Suicide and self-inflicted injuries	1	—
All other external causes	—	1
Hypertensive disease	3	3
Cerebrovascular disease	7	15
Influenza	1	—
Disease of the musculo-skeletal system	—	1
Birth injury, difficult labour, etc.	—	1
Other causes of perinatal mortality	—	1
Streptococcal Sore Throat, Scarlet Fever	—	1
Asthma	1	—
Appendicitis	1	—
Other diseases, Genito-urniary tract	1	—
	101	79

Cancer Deaths

There were 27 deaths from cancer. Arranged in decennial periods, these deaths occurred as below.:

	1969	1968	1967	1966	1965	1964
Under 35 years	2	—	1	2	1	—
35 to 44 years	1	3	1	1	—	—
45 to 54 years	1	3	5	1	4	—
55 to 64 years	9	5	6	9	12	8
65 to 74 years	9	19	9	8	8	13
Over 75 years	5	5	6	6	5	4
TOTAL	27	35	28	27	30	25

The following table shows the analysis of the site of the disease during the past five years.

Year	Stomach		Lung		Breast	Uterus	Other	
	M.	F.	M.	F.	F.	F.	M.	F.
1965	4	1	7	1	2	3	8	4
1966	1	—	8	—	5	—	7	6
1967	4	—	4	—	4	—	10	6
1968	1	—	11	2	4	—	11	6
1969	2	—	9	—	3	1	6	6

PREVALENCE OF, AND CONTROL OVER, INFECTIOUS AND OTHER DISEASES

Measles

Year	No. of cases notified
1969	32
1968	202
1967	83
1966	364
1965	229
1964	76
1963	453
1962	39
1961	306
1960	50
1959	328
1958	6
1957	582
1956	39
1955	343
1954	64
1953	116
1952	123
1951	248
1950	214
1949	244
1948	20

For most years it is possible to note the biennial epidemic character of measles. It is now possible to vaccinate children successfully against measles, and, therefore, in future years the pattern displayed in these figures may alter a great deal. It is to be hoped indeed that this disease will in the future be relegated to the position of poliomyelitis and diphtheria.

During the year 160 children were vaccinated against measles.

Scarlet Fever

No cases of scarlet fever were notified during the year.

Whooping Cough

No cases of whooping cough were notified during the year. The number of children immunised against the disease was 247.

Food Poisoning, Enteric Fever

Five cases of food poisoning were notified during the year.

Dysentery

Eight cases of dysentery were notified during the year. The disease was mild in type and occurred in the school population.

Infective Jaundice

There were 10 cases of infective jaundice notified during the year.

Tuberculosis

There was one case of pulmonary and one case of non-pulmonary tuberculosis notified during the year.

B.C.G. Skin Testing and Vaccination

Tuberculin testing followed by B.C.G. vaccination was offered to children in the 11th year age group and upwards :

Number of children skin tested	109
Number of children positive	10
Number of children negative	92
Number of children vaccinated	92

Diphtheria

There were no cases of diphtheria notified during the year.

In order to keep the disease from re-appearing, it is necessary to try to protect at least 75% of the children under 15 years.

Year	No. of children who completed a full course of treatment	
	Under 5	Over 5
1960	315	20
1961	312	32
1962	262	11
1963	286	13
1964	343	10
1965	254	40
1966	329	21
1967	334	21
1968	367	19
1969	244	6

Poliomyelitis

There were no cases of poliomyelitis notified during the year.

Poliomyelitis Vaccination

The number of children who received three doses of oral vaccine was 268.

Smallpox

The number of persons vaccinated against smallpox was 298.

The number of persons re-vaccinated was 67.

Infant Mortality

There were six deaths under one year giving an infant mortality rate of 14.0.

Table I.
Comparative Infant Mortality Rates

Year	Worksop Rural District	England & Wales
1960	32.6	21.7
1961	9.4	21.4
1962	33.6	21.4
1963	43.7	20.9
1964	39.8	20.0
1965	35.8	19.0
1966	18.0	19.0
1967	9.7	18.3
1968	16.1	18.0
1969	14.0	18.0

The causes of death are analysed in Table II.

Of the six deaths notified, two were due to prematurity and one to broncho pneumonia.

Prematurity is a problem in itself and until we know much more about its cause, there is little we can do about it.

ENVIRONMENTAL HEALTH

Medical Examination of Staff

For superannuation and other purposes twenty-one members of the Council's staff were medically examined by me during the year.

HOME HELP SERVICE

The demand for Home Help in the Worksop Rural District increases as the amenities of the service become more widely known.

Home Helps are available for households where domestic help is needed owing to the presence of anyone who is sick, lying-in, an expectant mother, mentally defective, aged or a child not over compulsory school age.

The work undertaken by these women does not include nursing or midwifery duties, and they are not used as "sitters-in," but they do the ordinary domestic work usually undertaken by the mother of a family, which may include cleaning, cooking, washing, care of children, mending and shopping.

The charge for the service is 6/6d. per hour except where the patient is unable to afford that amount, when the County Council's Scale of Assistance is applied. Home Helps are paid by the County Council and necessary travelling expenses are reimbursed.

Cases needing help should be reported to the Home Help Service, 61, Carlton Road, Worksop—Telephone : Worksop 2884, where the service is administered by the District Organiser and an Assistant.

AMBULANCE SERVICE

Ambulance services are provided by Nottinghamshire County Council and are controlled from the County Ambulance Control in County Hall, West Bridgford, Nottingham.

Worksop station is self-contained and controls its own vehicles in co-operation with the rest of the County.

The station is manned by one superintendent, 23 men and a control assistant.

Vehicles comprise three ambulances, one large dual purpose ambulance to carry 10 people, and two small dual purpose vehicles to carry 7 people. One reserve ambulance is kept at the station in case of break-down or to replace an ambulance undergoing repairs.

Address—The Ambulance Station, Gateford Road, Worksop.
Telephone : Worksop 3366.

SERVICES FOR THE PHYSICALLY HANDICAPPED AND THE AGED

These services may be obtained by application to the County District Social Welfare Officer—Miss B. Millband, 3A, Overend Road, Worksop. Telephone : Worksop 2600.

CHIROPODY SERVICE

Chiropody may be obtained for the elderly (persons over pensionable age) by application to the Welfare Centre, Eastgate, Worksop, on Tuesdays, (2-30—7-30 p.m.).

A suitable appointment will then be made.

MENTAL WELFARE

The County Area Mental Welfare Officer is Mr. G. Wynn, who has an office at the Worksop County Health Clinic, Carlton Road, Worksop. Telephone : 4337.

NURSING IN THE HOME

The names and addresses of the District Nurses residing in the Worksop Rural District are as follows :—

Name	Address	Tel. No.	Available for
*M. Mowforth	Willow Dene, Styrrup Road, Harworth	Doncaster 742288	Harworth and Styrrup
*N. Richardson	4, Sandrock Road, Harworth	Doncaster 742363	
*V. Bacon	44, Chestnut Road, Langold	North Carlton 549	
*C. E. Walton	16, Markham Road, Langold	North Carlton 258	Langold Carlton-in-Lindrick Wallingwells

Name	Address	Tel. No.	Available for
*S. Rollinson	The Cedars, Thorne Road, Austerfield Doncaster	Bawtry 409	Blyth Oldcotes Hodsock
G. E. Steele,	5, Alandale Avenue, Langwith Junction	Shirebrook 2453	Nether Langwith Cuckney Welbeck Holbeck Carburton Norton

*These District Nurses also do Midwifery.

MATERNITY AND CHILD HEALTH

The Clinics which are both Ante-Natal and Child Health are available as follows :—

Harworth. Scrooby Road, Bircotes.

A.N.	Weekly	Friday	2.00 p.m. to 4.30 p.m.
C.H.	Weekly	Monday	2.00 p.m. to 4.30 p.m.
	Weekly	Thursday	2.00 p.m. to 4.30 p.m.

Langold. Temporary School Buildings, Firbeck Crescent.

C.H.	Fortnightly	Friday	2.00 p.m. to 4.30 p.m.
------	-------------	--------	------------------------

Blyth. The Green.

C.H.	Fortnightly	Friday	2.00 p.m. to 4.30 p.m.
------	-------------	--------	------------------------

Carlton-in-Lindrick. Long Lane.

C.H.	Weekly	Monday	1.00 p.m. to 4.30 p.m.
------	--------	--------	------------------------

Welbeck. Lady Margaret Hall.

C.H.	Fortnightly	Tuesday	2.00 p.m. to 4.30 p.m.
------	-------------	---------	------------------------

County Midwives are also available throughout the district as follows :—

Name	Address	Tel. No.	Available for
M. M. Hawke	14, Percival Street, Worksop	Worksop 3745	Carburton Norton Holbeck
I. Chapman	24, South Parade, Worksop	Worksop 2334	
E. Saxton	11, Harewood Road, Worksop	Worksop 2961	Welbeck
N. Archer	21, Kipling Close, Worksop	Worksop 3727	
S. M. Butler	24, Arundel Drive, Carlton-in-Lindrick	North Carlton 213	
M. Wintle	46, Woodland Drive, Worksop	Worksop 3786	
P. B. Malbon	75, Windsor Road, Carlton-in-Lindrick	North Carlton 476	
M. Waterhouse	Boon Hills Farm, Langwith	Shirebrook 2250	
H. R. Hobden	"Mathari," East- wood Avenue, Birkland Estate, Warsop	Warsop 2628	

SCHOOL MEDICAL SERVICES

School and dental clinics are held as given hereunder :

School Clinics

Bircotes—Scrooby Road

Tuesdays 9.30 a.m. to 12 noon

Fridays 9.30 a.m. to 12 noon

Langold—Temporary School Buildings, Firbeck Crescent

Fridays 9.30 a.m. to 12 noon

Dental Clinics

Bircotes—County Health Clinic, Scrooby Road

Treatment by appointment as follows :—

Wednesday 9.00 a.m. to 12 noon

1.30 p.m. to 4.00 p.m.

VENEREAL DISEASE

The Sheffield Regional Hospital Board is responsible for the control and treatment of Venereal Disease throughout the area. Special Clinics are available as follows :—

Mansfield—held at Mansfield and District Hospital

Monday 2.00 p.m. to 4.00 p.m. Female

Tuesday 10.00 a.m. to 12 noon Male

3.45 p.m. to 5.45 p.m. Male

Wednesday 4.00 p.m. to 6.00 p.m. Female

Worksop—held at Watson Road Clinic.

Wednesday	10.00 a.m. to 12 noon	Male & Female
Friday	10.00 a.m. to 12 noon	Male & Female

Doncaster—held at Royal Infirmary

Monday	9.00 a.m. to 12 noon and	
	2.00 p.m. to 3.30 p.m.	Male
	4.30 p.m. to 6.00 p.m.	Female
Thursday	4.30 p.m. to 6.00 p.m.	Male
	9.00 a.m. to 12 noon	Female
	2.30 p.m. to 3.30 p.m.	Female

Treatment daily 9.00 to 10.00 a.m. and 4.00 to 5.00 p.m.
excluding Saturday afternoons and ALL day Sunday.

Sheffield—held at the Jessop Hospital.

Tuesday	4.00 p.m. to 6.00 p.m.	Female and Children
Thursday	4.00 p.m. to 6.00 p.m.	Female and Children

Sheffield—held at the Royal Hospital.

Monday	9.30 a.m. to 12 noon	Male
Tuesday	9.30 a.m. to 12 noon	Female
	2.00 p.m. to 4.00 p.m.	Female
	4.30 p.m. to 6.30 p.m.	Male
Wednesday	9.30 a.m. to 12 noon	Male
Thursday	9.30 a.m. to 12 noon	Female
Friday	9.30 a.m. to 12 noon	Male
	4.30 p.m. to 6.30 p.m.	Male
Saturday	9.30 a.m. to 12 noon	Male & Female

Sheffield—held at the Royal Infirmary.

Monday	2.00 p.m. to 4.00 p.m.	Female
	5.00 p.m. to 7.00 p.m.	Male & Female
Thursday	5.00 p.m. to 7.00 p.m.	Male & Female

TABLE II
CAUSES OF DEATH—INFANTS UNDER 1 YEAR

CAUSES OF DEATH	AGE																			Total		
	DAYS											MONTHS										
	Under 1	1	2	3	4	5	6	7-13	14-20	21-28	1	2	3	4	5	6	7	8	9		10	11
Cardio-respiratory failure ...	-	-	-	-	-	-	-	-	-	-	-	-	-	-	-	1	-	-	-	-	-	1
Prematurity ...	1	1	-	-	-	-	-	-	-	-	-	-	-	-	-	-	-	-	-	-	-	2
Perforated Caecum ...	-	-	-	-	-	-	-	-	1	-	-	-	-	-	-	-	-	-	-	-	-	1
Acute cardiac failure ...	-	-	-	-	-	-	-	-	-	-	1	-	-	-	-	-	-	-	-	-	-	1
Broncho-pneumonia ...	-	-	-	-	-	-	-	-	-	-	-	-	1	-	-	-	-	-	-	-	-	1
TOTAL ...	1	1	-	-	-	-	-	-	1	-	1	-	1	-	-	1	-	-	-	-	-	6

TABLE III
CASES OF INFECTIOUS DISEASE NOTIFIED DURING THE YEAR 1969

NOTIFIABLE DISEASES	At all ages	Under 1	1-2	2-3	3-4	4-5	5-9	10-14	15-24	25-34	35-44	45-64	65 and over	Bawtry	Bircotes	Carlton-in-Lindrick	Harworth	Langold	Blyth	Oldcotes	Welbeck	Carburton	Costhorpe	Hesley Hall	Cuckney	Styrrup
Dysentery ...	8	1	-	1	2	-	2	-	-	1	1	-	-	1	-	3	1	1	1	-	-	-	-	-	-	1
Paralytic Poliomyelitis ...	-	-	-	-	-	-	-	-	-	-	-	-	-	-	-	-	-	-	-	-	-	-	-	-	-	-
Measles ...	32	2	3	2	4	11	4	2	4	-	-	-	-	1	3	20	5	2	-	1	-	-	-	-	-	-
Scarlet Fever ...	-	-	-	-	-	-	-	-	-	-	-	-	-	-	-	-	-	-	-	-	-	-	-	-	-	-
Whooping Cough	-	-	-	-	-	-	-	-	-	-	-	-	-	-	-	-	-	-	-	-	-	-	-	-	-	-
Food Poisoning	5	1	-	-	-	-	-	-	2	-	1	-	1	1	1	1	-	-	-	1	-	-	-	-	-	1
Infective Hepatitis	10	-	-	1	-	1	5	4	1	-	-	-	-	-	2	1	6	-	-	-	-	-	-	-	-	1

TABLE IV.
Tuberculosis 1969

Age Periods in years	New Cases.				Deaths.			
	Pulmonary		Non- Pulmonary		Pulmonary		Non- Pulmonary	
	M	F	M	F	M	F	M	F
0-1	—	—	—	—	—	—	—	—
1-2	—	—	—	—	—	—	—	—
2-3	—	—	—	—	—	—	—	—
3-4	—	—	—	—	—	—	—	—
4-5	—	—	—	—	—	—	—	—
5-9	—	—	—	—	—	—	—	—
10-14	—	—	—	—	—	—	—	—
15-19	—	—	—	—	—	—	—	—
20-34	—	—	—	—	—	—	—	—
35-44	—	—	—	—	—	—	—	—
45-64	—	—	—	—	—	—	—	—
65 and over	1	—	—	1	—	—	—	—
Totals	1	—	—	1	—	—	—	—

The following table shows the number of new cases and deaths arising in the district during each of the past 10 years :—

Year		New Cases	Deaths
1960	7	2
1961	12	1
1962	13	—
1963	7	—
1964	8	—
1965	7	—
1966	3	2
1967	7	—
1968	5	2
1969	2	—

**PRESCRIBED PARTICULARS ON THE ADMINISTRATION OF
THE FACTORIES ACT, 1961.**

PART I. OF THE ACT.

1. INSPECTIONS for purposes of provisions as to health
(including inspections made by Public Health Inspectors).

Premises (1)	Number on Register (2)	Number of		
		Inspections (3)	Written Notices (4)	Occupiers Prosecuted (5)
(i) Factories in which Sections 1, 2, 3, 4 and 6 are to be enforced by Local Authorities	—	—	—	—
(ii) Factories not included in (i) in which Section 7 is enforced by the Local Authority	27	10	—	—
(iii) Other Premises in which Sec- tion 7 is enforced by the Local Authority (excluding out- workers' premises)	8	9	—	—
TOTAL	35	19	—	—

2. Cases in which DEFECTS were found :—

Particulars (1)	Number of cases in which defects were found				Number of cases in which prosecutions were instituted (6)
	Found (2)	Remedied (3)	Referred		
			To H.M. Inspector (4)	By H.M. Inspector (5)	
Sanitary Conveniences (S.7)—					
(a) Insufficient	—	—	—	—	—
(b) Unsuitable or defective	1	1	—	1	—
(c) Not separate for sexes	—	—	—	—	—
TOTAL	1	1	—	1	—

PART VIII. OF THE ACT.

Outwork.

(Sections 133 and 134).

Section 133			Section 134		
No. of out-workers in August list required by Section 133(1) (c) (2)	No. of cases of default in sending lists to the Council (3)	No. of prosecutions for failure to supply lists (4)	No. of instances of work in unwholesome premises (5)	Notices served (6)	Prosecutions (7)
—	—	—	—	—	—

Worksop Rural District Council

PUBLIC HEALTH DEPARTMENT,
COUNCIL OFFICES,
HIGHFIELD HOUSE,
CARLTON ROAD,
WORKSOP.

SANITARY INSPECTION OF THE AREA

Report made to the Medical Officer of Health in pursuance of
Article 25 of the Public Health Officers Regulations, 1959.

C. J. PHILLIPS,
Chief Public Health Inspector.

1. INFECTIOUS DISEASE

The home conditions and possible sources of infection of all cases of infectious disease are investigated. Where necessary the rooms occupied by the patient are fumigated and the householders are given instructions on the cleansing of the houses and effects, and on the precautions to be taken to prevent the spread of infections ; disinfectant fluid is supplied by the Council, free of charge, for this purpose.

152 visits were made in connection with eight cases of infective jaundice and cases of suspected food poisoning, dysentery, contacts, etc.

2. WATER SUPPLIES

The six public sources of supply in the district are as follows :—

	Source of Supply	Distribution	Parishes
1. Central Notts. Water Board	Deep boreholes, Sunnyside, Worksop	Gravity supply from Reservoir, Peaks Hill, Carlton-in-Lindrick	1. Carlton-in-Lindrick 2. Hodsock 3. Oldcotes 4. Wallingwells
2. Central Notts Water Board	Three deep boreholes, Budby	Direct from main at Whaley Thorne from reservoirs at Stoney Houghton	1. Nether Langwith
3. Central Notts. Water Board	Deep borehole, Blyth	Gravity supply from a storage tank, Blyth	Parish of Blyth
4. Don Valley Water Board	Three deep boreholes, Austerfield	Gravity supply from reservoir, Bawtry	1. Part of Harworth
5. National Coal Board	Deep borehole, South Carr, Harworth	Gravity supply from elevated tank at Harworth	1. Harworth (major part) 2. Styrrup
6. Welbeck Estates Co. Ltd.	Deep borehole, Carburton	Gravity supply from storage tank at Clumber and Cuckney	1. Carburton 2. Norton 3. Holbeck 4. Welbeck 5. Cuckney

(a) Bacteriological Examination

Samples of water from the public supplies were taken regularly throughout the year and the reports indicate that a satisfactory standard of purity was maintained.

Fifty-five samples were taken for bacteriological examination and all the reports were satisfactory.

(b) Chemical Analysis

12 samples were taken for chemical analysis from the public supplies during the year. The reports on all the samples were satisfactory and the following is a copy of the Analyst's reports on samples from each of the six public supplies :—

	Welbeck Estates Private Supply No. 7	Central Notts. Water Board (Nether Langwith Supply) No. 8	Central Notts. Water Board (Workshop Supply) No. 9
--	--	--	--

PHYSICAL CHARACTERS

Suspended Matter	none	none	none
Appearance of a column 2 ft. long	clear : colourless	clear : colourless	clear : colourless
Taste	normal	normal	normal
Odour	none	none	none

CHEMICAL EXAMINATION**Parts per Million**

Total Solids dried at 180°C	342.0	472.0	956.0
Chlorides in terms of Chlorine	43.0	107.0	233.0
Equivalent to Sodium Chloride	70.9	176.4	385.6
Nitrites	none	none	none
Nitrates as Nitrogen	0.92	3.42	9.94
Poisonous Metals (Lead)	—	less than 0.04	—
Total Hardness	252.0	270.0	410.0
Temporary Hardness	110.0	110.0	245.0
Permanent Hardness	142.0	160.0	175.0
Oxygen absorbed in 4 hours at 80°F	0.032	0.036	0.024
Ammoniacal Nitrogen	0.080	0.080	0.064
Albuminoid Nitrogen	0.080	0.064	0.064
Free Chlorine	0.14	none	none
Copper			0.3
pH Value	7.5	7.5	7.5

	N.C.B. Bulk Supply Harworth Colliery No. 10	Don Valley Water Board Supply No. 11	Central Notts. Water Board (Blyth Supply) No. 12
--	--	---	--

PHYSICAL CHARACTERS

Suspended Matter	none	none	none
Appearance of a column 2 ft. long			clear : colourless	clear : colourless	clear : colourless
Taste	normal	normal	normal
Odour	none	none	none

CHEMICAL EXAMINATION

Parts per Million

Total Solids dried at 180°C	564.0	236.0	640.0
Chlorides in terms of Chlorine		77.0	30.0	49.0
Equivalent to Sodium Chloride		126.9	49.5	80.7
Nitrites	none	none
Nitrates as Nitrogen	3.94	1.17	12.94
Poisonous Metals (Lead)	—	less than 0.04	—
Total Hardness	326.0	182.0	388.0
Temporary Hardness	155.0	145.0	195.0
Permanent Hardness	171.0	37.0	193.0
Oxygen absorbed in 4 hours at 80°F		0.32	0.28	0.28
Ammoniacal Nitrogen	0.056	0.080	0.064
Albuminoid Nitrogen	0.064	0.048	0.048
Free Chlorine	0.02	none	none
pH Value	7.3	7.4	7.4

(c) Water Main Extensions.

98 additional houses have been supplied with water from the public mains during the year.

The water mains have been extended during the year, as follows :—

3-in.	290 yards
4-in.	778 yards
6-in.	1,798 yards
18-in.	1,666 yards

(d) Dwellinghouses supplied from the public mains

	No. supplied direct to houses	Estimated Popu- lation	No. supplied by means of standpipe	Estimated Popu- lation
Blyth	391	1,023	—	—
Carburton	47	141	—	—
Carlton-in-Lindrick	1,739	4,966	—	—
Cuckney	85	292	—	—
Harworth	2,822	8,943	—	—
Hodsock	989	3,195	—	—
Holbeck	101	342	—	—
Nether Langwith	161	535	—	—
Norton	70	218	—	—
Styrrup-with- Oldcotes	211	616	—	—
Wallingwells	12	36	—	—
Welbeck	16	84	—	—
	<hr/> 6,644 <hr/>	<hr/> 20,391 <hr/>	<hr/> — <hr/>	<hr/> — <hr/>

3. DRAINAGE AND SEWERAGE

The following extensions of foul and surface water sewers were carried out during the year :—

1. A foul water sewer in 9-in. earthenware pipes was extended for a distance of 287 yards to serve the Council's industrial site in the parish of Carlton-in-Lindrick.
2. 600 yards of 6-in. foul water sewer in earthenware pipes were constructed to serve houses in course of erection by private enterprise on a site to the south of Long Lane, Carlton-in-Lindrick.

60 yards of surface water sewer in 15-in. concrete pipes were also laid on this site.

4. CLOSET CONVERSIONS—PUBLIC HEALTH ACT, 1936— SECTION 47.

The Council continued to make grants to owners of dwelling-houses of 50 per cent of the total cost, but not exceeding £15 per dwellinghouse, towards the cost of converting sanitary conveniences of the conservancy type into water closets in accordance with the provisions of Section 47 of the Public Health Act, 1936.

Two closet conversions were carried out during the year, both in the parish of Styrrup-with-Oldcotes.

5. PUBLIC CLEANSING

Refuse collection services were operated by direct labour throughout the district.

The bonus scheme referred to in previous reports continued to operate satisfactorily.

The service consists of the weekly emptying of dustbins and pail closets and the cleansing of privy middens and ashpits every two weeks.

The number and type of these receptacles was as follows :—

Dustbins	7,686
Pail closets	111
Privy middens	26
Ashpits	16

Controlled tipping was carried out as far as possible.

Routine treatments of refuse tips were carried out during the year to prevent nuisance from rats, etc.

At the beginning of the year the Council was operating two Shelvoke & Drewry vehicles of 16/18 cubic yard capacity and one Shelvoke & Drewry vehicle of 13 cubic yard capacity ; the latter was replaced in April with a new Shelvoke & Drewry vehicle, equipped with a power press, of 25 cubic yard capacity. One old 16/18 cubic yard vehicle is used as a reserve.

14 men were engaged throughout the year on refuse collections with part-time assistance from an additional labourer when required.

The following work was carried out by the Cleansing Department during the year :—

Population served in all parishes	20,830
Total number of premises given regular service	6,842
Total number of dustbins emptied during the year	369,296
Total number of pail closets emptied during the year	5,660
Total number of ashpits emptied during the year	399
Total number of privy middens emptied during the year	536
Mileage travelled by the four vehicles	37,535
Cost of operation of the cleansing service by direct labour for the year ended 31/3/70	£25,770
			(including £1,500 lorry reserve fund)
Cost of operation of the cleansing service by direct labour for the year ended 31/3/69	£23,614
			(including £1,250 lorry reserve fund)

6. INFESTATION

(a) Bed Bugs

Four cases of infestation of bed bugs came to the notice of the Department during the year—two in Council houses and two in privately owned houses.

The infested houses together with the furniture and effects were dealt with by fumigation and spraying.

(b) Rodent Control

The refuse tips, sewage disposal works and other land and premises owned and occupied by the Council were inspected regularly to detect any infestation of rats and treatment carried out when necessary.

204 minor infestations of rats and 5 infestations of mice were also dealt with in connection with dwellinghouses and 7 infestations of rats at other premises.

Infestations at dwellinghouses were dealt with free of charge but 15/4d. per hour is charged in respect of the treatment of infestations at premises other than dwellings.

A part-time rodent operator is employed on rodent control.

7. MEAT AND OTHER FOOD

There are no licensed slaughterhouses in the district, the butchers obtaining their meat wholesale or by using licensed slaughter-houses in adjoining districts.

Licences to slaughter or stun animals outside the Council's district were renewed in respect of four slaughtermen.

The following foodstuffs were surrendered or seized during the year :—

Meat	15 lbs.
Other foods	340 lbs.
						<hr/> 355 lbs. <hr/>

8. FOOD AND DRUGS ACT, 1955—SECTION 16

The number of premises registered at the end of the year under Section 16 of the Food and Drugs Act, 1955, was as follows :—

For the storage and sale of ice cream	46
For the preparation or manufacture of sausages, etc.			7

9. **FOOD HYGIENE REGULATIONS, 1955-1966.**

Total number of inspections of food premises, delivery vehicles, etc.	87
Number of defects or unsatisfactory conditions found	9
Number of defects or unsatisfactory conditions remedied during the year	9

10. **HOUSING**

Inspections of dwellinghouses were made under the Public Health and Housing Acts, and informal notices served where necessary

Total number of houses inspected	38
Number of inspections made for the purpose	67

Action taken under the Housing Act, 1957

Number of representations made (Section 16)	9
Number of Closing Orders made (Section 17)	4
Number of Demolition Orders made (Section 17)	5
Number of houses demolished	3

House Purchase and Housing Act, 1959, and the Housing Acts, 1961, 1964 and 1969

Number of houses improved with the aid of grants.

(a) By Standard Grants	473
(b) By Discretionary Grants	37

New Houses

No new houses were constructed by the Council during the year.

99 houses were erected by private enterprise during the year.


The following is a summary of the Council's post war construction programme at the 31st December, 1969.

	Tradi- tional Timber	Swedish	Aluminium Temp. Perm.	Bungalows	"No Fines" Concrete	Aireys (Wimpey)	Total
Houses completed by contract for Local Authority	1,462	8	40*	40*	82	374	2,006
Houses completed by Small Builders Scheme	28	—	—	—	—	—	28
Houses under con- struction by contract for the Local Authority	7	—	—	—	—	—	7

*All of the aluminium bungalows have been demolished.

11. INSPECTION OF THE AREA—SUMMARY

Housing	753
Caravan sites	9
Infectious disease	152
Rodent control	250
Pest control	102
Food hygiene	87
Water supplies, samples and investigations	67
Trade effluent samples	25
Drainage	75
Nuisances	60
Conversions	2
Factories	19
Offices, shops	57
Public cleansing	335
Miscellaneous	65
Re-inspections	233
	<hr/> 2,291 <hr/>



Sherwood Printers Mansfield