

[Report 1964] / Medical Officer of Health, Worksop R.D.C.

Contributors

Worksop (England). Rural District Council.

Publication/Creation

1964

Persistent URL

<https://wellcomecollection.org/works/gwnv7srs>

License and attribution


You have permission to make copies of this work under a Creative Commons, Attribution license.

This licence permits unrestricted use, distribution, and reproduction in any medium, provided the original author and source are credited. See the Legal Code for further information.

Image source should be attributed as specified in the full catalogue record. If no source is given the image should be attributed to Wellcome Collection.



Wellcome Collection
183 Euston Road
London NW1 2BE UK
T +44 (0)20 7611 8722
E library@wellcomecollection.org
<https://wellcomecollection.org>



Library

WORKSOP RURAL DISTRICT COUNCIL



ANNUAL REPORT

for the

Year ended 31st December, 1964

by

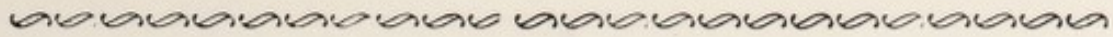
M. B. McCANN

Medical Officer of Health

L.R.C.P., L.R.C.S., L.M., D.P.H.







WORKSOP RURAL DISTRICT COUNCIL

Year Ended 31st December, 1964



ANNUAL REPORT

for the

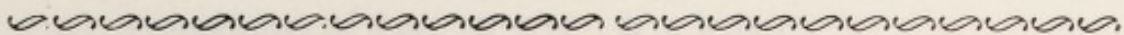
Year ended 31st December, 1964


by

M. B. McCANN

Medical Officer of Health

L.R.C.P., L.R.C.S., L.M., D.P.H.





Digitized by the Internet Archive
in 2018 with funding from
Wellcome Library

<https://archive.org/details/b3029471x>

Worksop Rural District Council

YEAR ENDED 31ST DECEMBER, 1964.

Chairman :

Councillor C. JAMES, J.P.

Vice-Chairman :

Councillor S. SLACK

Councillor L. C. BURTON	Councillor Mrs. B. A. HARRISON
Councillor H. E. BOOTH	Councillor N. HAWKINS
Councillor F. BROUGH	Councillor N. L. JACKSON
Councillor G. CAWTHORNE	Councillor J. H. LACEY
Councillor A. CRITCHLEY	Councillor H. ROBINSON
Councillor Mrs. P.V.J. CARTWRIGHT	Councillor Mrs. M. E. ROGERS
Councillor T. DENNIS, J.P.	Councillor H. STOKES
Councillor J. GYTE	Councillor Mrs. M. WATERHOUSE
Councillor W. J. HAKES	Councillor Mrs. E. WILSON
Councillor J. E. MACHENT	

Medical Officer of Health :

M. B. McCANN, L.R.C.P., L.R.C.S., L.M., D.P.H.

Surveyor and Chief Public Health Inspector :

C. J. PHILLIPS, M.R.S.H., C.R.S.H., M.A.P.H.I.

Additional Public Health Inspector :

C. TURBERFIELD, Cert. R.S.H., M.A.P.H.I.

PUBLIC HEALTH DEPARTMENT,
HIGHFIELD HOUSE,
CARLTON ROAD,
WORKSOP.

July, 1965.

TO THE CHAIRMAN AND MEMBERS OF THE WORKSOP RURAL DISTRICT
COUNCIL.

SIR, LADIES AND GENTLEMEN,

I have the honour to submit for your consideration the annual health report for the year ended 31st December, 1964, together with the vital statistics relative to that period.

The population figure of 18,480 represents an increase of 360 over the corresponding figure for last year.

The birth rate is 20.1 per thousand of the population. The figure for England and Wales is 18.4.

The death rate at 9.7 per thousand of the population is below that for England and Wales (11.3).

The infant mortality rate at 39.8 per thousand live births, is above that for England and Wales (20.0) and an explanatory note is included in the text.

The report includes information on the Health Services provided in the area by the Nottinghamshire County Council, and for this information I am indebted to the County Medical Officer.

I am,

Your obedient Servant,

M. B. McCANN,

Medical Officer of Health.

STATISTICS AND SOCIAL CONDITIONS OF THE AREA.

Area in acres	17,548
Population (estimated mid-year)	18,480
No. of inhabited houses at 31st March, 1965	5,574
Rateable value at 31st March, 1965	£520,404
Penny Rate Product at 31st March, 1965	£2,025

VITAL STATISTICS.

Live Births.	M.	F.	Total
Legitimate	177	175	352
Illegitimate	8	12	20
Illegitimate live births per cent. of total live births			5.5
Birth rate per 1,000 of the population			20.1
Birth rate per 1,000 of population of England and Wales			18.4
Still Births.	M.	F.	Total
Legitimate	4	3	7
Illegitimate	—	—	Nil
Total Live and Still Births			379
Rate per 1,000 (Live and Still) births			18.4
Rate per 1,000 estimated population38
Maternal Mortality (including Abortion) :			
Number of deaths			Nil
Infantile Mortality (Deaths of Infants under 1 year) :			
	M.	F.	Total
Deaths of legitimate infants under 1 year	8	6	14
Deaths of Illegitimate infants under 1 year	—	—	Nil
Death rate of legitimate infants per 1,000 legitimate live births			39.8
Infant mortality rate for England and Wales per 1,000 live births			20.0
Neo-Natal Mortality Rate (Deaths under 4 weeks per 1,000 total live births)			26.8
Early Neo-Natal Mortality Rate (Deaths under 1 week per 1,000 total live births)			24.2
Perinatal Mortality Rate (Still Births and Deaths under 1 week combined per 1,000 total live and still births)			42.2

Deaths.	M.	F.	Total
	113	67	180
Death rate per 1,000 estimated population			9.7
Death rate per 1,000 population England and Wales			11.3

All the above rates are calculated on the estimated population given by the Registrar General.

Mortality. The causes of deaths were :—

	M.	F.
Respiratory tuberculosis	3	—
Tuberculosis (other forms)	—	—
Hyperplasia of prostate	1	—
Cancer (all forms)	17	8
Vascular disease of the nervous system	10	11
Heart disease	41	23
Other circulatory diseases	4	5
Pneumonia	3	7
Bronchitis	14	—
Gastritis, enteritis and diarrhoea	—	1
Other defined and ill-defined diseases	7	8
Motor vehicle accidents	1	1
All other accidents	1	1
Diabetes	1	—
Congenital malformations	1	—
Other diseases of respiratory system	6	—
Ulcer of stomach and duodenum	—	1
Suicide	1	—
Kidney disease	1	1
Leukaemia	1	—
	<hr/> 113	<hr/> 67

**PREVALENCE OF, AND CONTROL OVER, INFECTIOUS AND
OTHER DISEASES.**

Measles.

During the year 76 cases of Measles were notified.

Scarlet Fever.

Seven cases of scarlet fever were notified and the disease continues to be mild in type.

Whooping Cough.

Nine cases of whooping cough were notified during the year. The number of children immunised against the disease was 349.

Food Poisoning, Enteric Fever.

There were three cases of food poisoning notified during the year.

Dysentery.

Twelve cases of dysentery were notified during the year. The disease was mild in type and occurred mostly in the school population.

Tuberculosis.

There were six cases of pulmonary and two cases of non-pulmonary tuberculosis notified during the year.

B.C.G. Skin Testing and Vaccination.

Tuberculin testing followed by B.C.G. vaccination was offered to children in the 11th year age group and upwards :

Number of children skin tested	260
Number of children positive	24
Number of children negative	228
Number of children vaccinated	228

Diphtheria.

There were no cases of diphtheria notified during the year.

In order to keep the disease from re-appearing, it is necessary to try to protect at least 75% of the children under 15 years.

	No. of children who completed a full course of treatment	
	Under 5	Over 5
1958	264	11
1959	301	23
1960	315	20
1961	312	32
1962	262	11
1963	286	13
1964	343	10

Poliomyelitis.

There were no cases of poliomyelitis notified during the year.

Poliomyelitis Vaccination.

The number of persons who received three doses of oral vaccine was 345.

Smallpox.

The number of persons vaccinated against smallpox was 204.

Infant Mortality.

There were fourteen deaths under one year giving an infant mortality rate of 39.8.

Table I.

Comparative Infant Mortality Rates.

Year	Worksop Rural District	England & Wales
1958	31.6	22.5
1959	13.0	22.0
1960	32.6	21.7
1961	9.4	21.4
1962	33.6	21.4
1963	43.7	20.9
1964	39.8	20.0

The causes of death are analysed in Table II.

Of the fourteen deaths notified, five were due to prematurity, two to broncho-pneumonia and one to heart disease.

Prematurity is a problem in itself and until we know much more about its cause, there is little we can do about it.

ENVIRONMENTAL HEALTH.

Medical Examination of Staff.

For superannuation and other purposes twenty members of the Council's staff were medically examined by me during the year.

HOME HELP SERVICE.

The demand for Home Help in the Worksop Rural District increases as the amenities of the service become more widely known.

Home Helps are available for households where domestic help is needed owing to the presence of anyone who is sick, lying-in, an expectant mother, mentally defective, aged or a child not over compulsory school age.

The work undertaken by these women does not include nursing or midwifery duties, and they are not used as "sitters-in," but they

do the ordinary domestic work usually undertaken by the mother of a family, which may include cleaning, cooking, washing, care of children, mending and shopping.

The charge for the service is 4/6d. per hour except where the patient is unable to afford that amount, when the County Council's Scale of Assistance is applied. Home Helps are paid by the County Council and necessary travelling expenses are reimbursed.

Cases needing help should be reported to the Home Help Service, 61 Carlton Road, Worksop—Telephone : Worksop 2884, where the service is administered by the District Organiser and an Assistant.

NURSING IN THE HOME.

The names and addresses of the District Nurses residing in Worksop Rural District are as follows :—

Name	Address	Tel. No.	Available for
*E. Dyson	Willow Dene, Styrrup Road, Harworth	Tickhill 288	Harworth and Styrrup
*M. Mowforth	Willow Dene, Styrrup Road, Harworth	Tickhill 288	
*N. Richardson	4 Sandrock Road, Harworth	Tickhill 363	
*C. E. Walton	16 Markham Road Langold	North Carlton 258	Langold Carlton-in-Lindrick Wallingwells
*S. Rollinson	The Cedars, Thorne Road, Austerfield, Nr. Doncaster	Bawtry 409	Blyth Oldcotes Hodsock
G. E. Steele	5 Alandale Avenue, Langwith Junction	Shirebrook 453	Nether Langwith Cuckney Welbeck Holbeck Carburton Norton

*These District Nurses also do Midwifery.

MATERNITY AND CHILD WELFARE.

The Clinics which are both Ante-Natal and Child Welfare are available as follows :—

Harworth. Scrooby Road, Bircotes.

A.N.	Weekly	Friday	2-0 p.m. to 4-30 p.m.
C.W.	Weekly	Monday	2-0 p.m. to 4-30 p.m.
	Weekly	Wednesday	2-0 p.m. to 4-30 p.m.

Langold. Temporary School Buildings, Firbeck Crescent.

C.W.	Weekly	Friday	2-0 p.m. to 4-30 p.m.
------	--------	--------	-----------------------

Blyth Parish Room.

A.N.	Monthly	Friday	2-0 p.m. to 4-30 p.m.
C.W.	Fortnightly	Friday	2-0 p.m. to 4-30 p.m.

Carlton-in-Lindrick. Long Lane.

C.W.	Weekly	Wednesday	2-0 p.m. to 4-30 p.m.
Toddlers' Clinic			
	Fortnightly	Thursday	9-30 a.m. to 12 noon

Welbeck. Lady Margaret Hall.

C.W.	Fortnightly	Tuesday	2-0 p.m. to 4-30 p.m.
------	-------------	---------	-----------------------

County Midwives are also available throughout the district as follows :—

Name	Address	Tel. No.	Available for
M. M. Hawke	14 Percival Street, Worksop	Worksop 3745	} Carburton Norton Holbeck
I. Chapman	24 South Parade, Worksop	Worksop 2334	
E. Renshaw	256 Mansfield Road, Worksop	Worksop 3824	

E. Saxton	11 Harewood Road, Worksop	Worksop 2961	} Welbeck
I. Oliver	25 George Street, Worksop	Worksop 2437	
S. Billing	21 Kipling Close, Worksop	Worksop 3727	
R.A. Northedge	4 Hemingfield Road, Worksop	Worksop 2637	
M. Waterhouse	Boon Hills Farm, Langwith	Shirebrook 250	} Cuckney
L. Yates	213 Forest Road	Warsop 2112	
M. Hunt	9 Lindrick Close, Carlton-in-Lindrick	North Carlton 324 Lindrick	Carlton-in-Lindrick

SCHOOL MEDICAL SERVICES.

School and dental clinics are held as given hereunder :

School Clinics.

Bircotes—Scrooby Road—

Fridays 9-30 a.m. to 12 noon.

Medical Officer attends Fridays.

Langold—Temporary School Buildings, Firbeck Crescent—

Fridays 9-30 a.m. to 12 noon.

Medical Officer attends alternate Fridays.

Dental Clinics.

Bircotes—Child Welfare Centre, Scrooby Road—

Treatment by Appointment as follows :—

Wednesday 9-00 a.m. to 12 noon.

1-30 p.m. to 4-00 p.m.

VENEREAL DISEASES.

The Sheffield Regional Hospital Board is responsible for the control and treatment of Venereal Diseases throughout the area. Special Clinics are available as follows :—

Mansfield—Held at Mansfield and District Hospital.

Monday	2-0 p.m. to 4-0 p.m.	Female
Tuesday	10-0 a.m. to 12 noon	Male
	3-45 p.m. to 5-45 p.m.	Male
Wednesday	4-0 p.m. to 6-0 p.m.	Female

Worksop—held at Watson Road Clinic.

Wednesday	10-0 a.m. to 12 noon	Male & Female
Friday	10-0 a.m. to 12 noon	Male & Female

Doncaster—held at Royal Infirmary.

Monday	9-0 a.m. to 12 noon	Male
	2-0 p.m. to 4-0 p.m.	Male
	4-30 p.m. to 6-30 p.m.	Female
Thursday	9-0 a.m. to 12 noon	Female
	2-0 p.m. to 4-0 p.m.	Female
	4-30 p.m. to 6-30 p.m.	Male
Saturday	9-0 a.m. to 10-0 a.m.	By appointment

Gainsborough—held at John Coupland Hospital.

Friday	6-0 p.m. to 7-0 p.m.	Male & Female
--------	----------------------	---------------

Sheffield—held at the Jessop Hospital.

Tuesday	4-0 p.m. to 6-0 p.m.	Female and Children
Thursday	4-0 p.m. to 6-0 p.m.	By appointment

Sheffield—held at the Royal Hospital.

Monday	9-30 a.m. to 12 noon	Male
Tuesday	9-30 a.m. to 12 noon	Female
	2-0 p.m. to 4-0 p.m.	Female
	4-30 p.m. to 6-30 p.m.	Male
Wednesday	9-30 a.m. to 12 noon	Male
Thursday	9-30 a.m. to 12 noon	Female
	2-0 p.m. to 4-0 p.m.	By appointment
Friday	9-30 a.m. to 12 noon	Male
	4-30 p.m. to 6-30 p.m.	Male
Saturday	9-30 a.m. to 12 noon	Male & Female

Sheffield—held at the Royal Infirmary.

Monday	2-0 p.m. to 4-0 p.m.	Male & Female
	5-0 p.m. to 7-0 p.m.	Male & Female
Thursday	5-0 p.m. to 7-0 p.m.	Male & Female

TABLE III

CASES OF INFECTIOUS DISEASE NOTIFIED DURING THE YEAR, 1964

NOTIFIABLE DISEASES	At all ages	Under 1	1-2	2-3	3-4	4-5	5-10	10-15	15-25	25-35	35-45	45-65	65 and over	LOCALITIES																
														Bawtry	Bircotes	Carton-in-Lindrick	Harworth	Langold	Welbeck	Blyth	Nether Langwith	Cuckney	Hesley Hall	High Helbeck	Costhorpe	Oldcotes				
Dysentery	12	-	1	1	2	1	5	1	-	-	1	-	-	4	-	-	-	-	-	-	-	-	-	-	-	-	-			
Paralytic Poliomyelitis	-	-	-	-	-	-	-	-	-	-	-	-	-	-	-	-	-	-	-	-	-	-	-	-	-	-	-			
Measles	76	2	7	8	16	7	36	-	-	-	-	-	-	3	6	3	5	4	8	18	6	12	1	7	1	1	1	-		
Scarlet Fever	7	-	-	-	-	3	1	2	1	-	-	-	-	1	1	1	3	1	-	-	-	-	-	-	-	-	-	-	-	
Acute Pneumonia	-	-	-	-	-	-	-	-	-	-	-	-	-	-	-	-	-	-	-	-	-	-	-	-	-	-	-	-	-	
Whooping Cough	9	3	1	-	2	-	3	-	-	-	-	-	-	2	2	-	2	1	2	-	-	-	-	-	-	-	-	-	-	
Meningococcal Infection	-	-	-	-	-	-	-	-	-	-	-	-	-	-	-	-	-	-	-	-	-	-	-	-	-	-	-	-	-	-
Puerperal Pyrexia	1	-	-	-	-	-	-	-	-	1	-	-	-	-	-	-	-	-	-	-	-	-	-	-	-	-	-	-	-	-
Food Poisoning	3	-	-	-	-	-	1	-	1	-	-	-	-	3	-	-	-	-	-	-	-	-	-	-	-	-	-	-	-	-

The following table shows the number of new cases and deaths arising in the district during each of the past 10 years:

TABLE IV.

Tuberculosis 1964

Age Periods in years	New Cases.				Deaths.			
	Pulmonary		Non-Pulmonary		Pulmonary		Non-Pulmonary	
	M	F	M	F	M	F	M	F
0-1	—	—	—	—	—	—	—	—
1-2	—	—	—	—	—	—	—	—
2-3	—	—	—	—	—	—	—	—
3-4	—	—	—	—	—	—	—	—
4-5	—	—	—	—	—	—	—	—
5-10	—	—	—	—	—	—	—	—
10-15	—	—	1	1	—	—	—	—
15-20	—	—	—	—	—	—	—	—
20-35	—	—	—	—	—	—	—	—
35-45	1	—	—	—	—	—	—	—
45-65	4	—	—	—	3	—	—	—
65 and over	1	—	—	—	—	—	—	—
Totals	6	—	1	1	3	—	—	—

The following table shows the number of new cases and deaths arising in the district during each of the past 10 years :—

Year	New Cases	Deaths
1955	13	4
1956	20	2
1957	12	1
1958	13	1
1959	11	2
1960	7	2
1961	12	1
1962	13	—
1963	7	—
1964	8	—

HOUSING.

	<i>Council</i>	<i>Private Enterprise</i>
The number of new houses completed in the year	49	61
The number completed since the end of the war	1,303	655

During the year 1964, the number of houses represented as being unfit for human habitation was 13.

The total number of persons in the families involved was

39

**PRESCRIBED PARTICULARS ON THE ADMINISTRATION OF
THE FACTORIES ACT, 1961.**

PART I. OF THE ACT.

1. INSPECTIONS for the purposes of provisions as to health (including inspections made by Public Health Inspectors).

Premises (1)	Number on Register (2)	Number of		
		Inspections (3)	Written Notices (4)	Occupiers Prosecuted (5)
(i) Factories in which Sections 1, 2, 3, 4 and 6 are to be enforced by Local Authorities	—	—	—	—
(ii) Factories not included in (i) in which Section 7 is enforced by the Local Authority	24	17	—	—
(iii) Other Premises in which Section 7 is enforced by the Local Authority (excluding out-workers' premises)	4	4	—	—
TOTAL	28	21	—	—

2. Cases in which DEFECTS were found :—

Particulars (1)	Number of cases in which defects were found				Number of cases in which prosecutions were instituted (6)
	Found (2)	Remedied (3)	Referred		
			To H.M. Inspector (4)	By H.M. Inspector (5)	
Want of cleanliness (S.1)	—	—	—	—	—
Overcrowding (S.2)	—	—	—	—	—
Unreasonable temperature (S.3)	—	—	—	—	—
Inadequate ventilation (S.4)	—	—	—	—	—
Ineffective drainage of floors (S.6)	—	—	—	—	—
Sanitary Conveniences (S.7)—					
(a) Insufficient	—	—	—	—	—
(b) Unsuitable or defective	—	—	—	—	—
(c) Not separate for sexes	—	—	—	—	—
Other offences against the Act (not including offences relating to Outwork)	—	—	—	—	—
TOTAL	—	—	—	—	—

PART VIII. OF THE ACT.

Outwork.

(Sections 110 and 111).

Section 110			Section 111		
No. of out-workers in August list required by Section 110(1) (c) (2)	No. of cases of default in sending lists to the Council (3)	No. of prosecutions for failure to supply lists (4)	No. of instances of work in unwholesome premises (5)	Notices served (6)	Prosecutions (7)
—	—	—	—	—	—

PUBLIC HEALTH DEPARTMENT,
COUNCIL OFFICES,
HIGHFIELD HOUSE,
CARLTON ROAD,
WORKSOP.

SANITARY INSPECTION OF THE AREA.

Report made to the Medical Officer of Health in pursuance of Article 25 of the Public Health Officers Regulations, 1959.

C. J. PHILLIPS,
Chief Public Health Inspector.

1. INFECTIOUS DISEASE.

The home conditions and possible sources of infection of all cases of infectious disease are investigated. Where necessary the rooms occupied by the patient are fumigated and the householders are given instructions on the cleansing of the houses and effects ; disinfectant fluid is supplied by the Council, free of charge, for this purpose.

Six visits were made in connection with six cases of scarlet fever notified during the year in addition to 295 visits made to cases of suspected food poisoning, dysentery and contacts etc.

2. WATER SUPPLIES.

The six public sources of supply in the district are as follows :—

	Source of Supply.	Distribution.	Parishes.
1. Central Notts. Water Board	Deep boreholes, Sunnyside, Worksop	Gravity supply from Reservoir, Peaks Hill, Carlton-in-Lindrick	1. Carlton-in-Lindrick 2. Hodsock 3. Oldcotes 4. Wallingwells
2. Central Notts. Water Board	Three deep boreholes, Budby	Direct from main at Whaley Thorne from reservoirs at Stoney Houghton	1. Nether Langwith
3. Central Notts. Water Board	Deep borehole, Blyth	Gravity supply from storage tank, Blyth	Parish of Blyth
4. Don Valley Water Board	Three deep boreholes, Austerfield	Gravity supply from reservoir, Bawtry	1. Part of Harworth
5. National Coal Board	Deep borehole, South Carr, Harworth	Gravity supply from elevated tank at Harworth	1. Harworth (major part) 2. Styrrup
6. Welbeck Estates Co. Ltd.	Deep borehole, Carburton	Gravity supply from storage tank at Clumber and Cuckney	1. Carburton 2. Norton 3. Holbeck 4. Welbeck 5. Cuckney

(a) Bacteriological Examination.

Samples of water from the public supplies were taken regularly throughout the year and the reports indicate that a satisfactory standard of purity was generally maintained.

Thirty-one samples were taken for bacteriological examination.

The reports on all the samples were satisfactory.

(b) Chemical Analysis.

Six samples were taken for chemical analysis from the public supplies during the year.

The reports on all the samples were satisfactory and the following is a copy of the Analyst's reports on samples from each of the six public supplies :—

	Central Notts. Water Board (Worksop Supply)	N.C.B. Bulk Supply Harworth Colliery	Don Valley Water Board Supply
	No. 1	No. 2	No. 3
PHYSICAL CHARACTERS.			
Suspended Matter	none	none	none
Appearance of a column 2 ft. long	clear : colourless	clear : colourless	clear : colourless
Taste	normal	normal	normal
Odour	none	none	none
CHEMICAL EXAMINATION.			
	Parts per Million		
Total Solids dried at 180°C.	830.0	500.0	222.0
Chlorides in terms of Chlorine	179.0	68.0	18.0
Equivalent to Sodium Chloride	295.0	112.1	29.7
Nitrites	none	none	none
Nitrates as Nitrogen	7.98	6.97	2.49
Poisonous Metals (Lead, etc.)	none	none	none
Total Hardness	272.0	302.0	154.0
Temporary Hardness	253.0	151.8	121.4
Permanent Hardness	19.0	150.2	32.6
Oxygen Absorbed in 4 hours at 80°F.	0.33	0.37	0.12
Ammoniacal Nitrogen	0.024	0.026	0.010
Albuminoid Nitrogen	0.024	0.024	0.016
Free Chlorine	none	none	none
pH Value	7.3	7.2	7.4

	Central Notts. Water Board (Blyth Supply)	Welbeck Estates Private Supply	Central Notts. Water Board (Nether Langwith Supply)
	No. 4	No. 5	No. 6
PHYSICAL CHARACTERS.			
Suspended Matter	none	none	none
Appearance of a column 2 ft. long	clear : colourless	clear : colourless	clear : colourless
Taste	normal	normal	normal
Odour	none	none	none
CHEMICAL EXAMINATION.			
	Parts per Million		
Total Solids dried at 180°C.	632.0	358.0	498.0
Chlorides in terms of Chlorine	46.0	33.0	99.0
Equivalent to Sodium Chloride	75.8	54.4	163.2
Nitrites	none	none	none
Nitrates as Nitrogen	7.99	6.98	2.48
Poisonous Metals (Lead, etc.)	none	none	none
Total Hardness	412.0	240.0	256.0
Temporary Hardness	202.4	111.3	111.3
Permanent Hardness	209.6	128.7	144.7
Oxygen Absorbed in 4 hours at 80°F.	0.25	0.082	0.082
Ammoniacal Nitrogen	0.014	0.016	0.024
Albuminoid Nitrogen	0.040	0.032	0.016
Free Chlorine	none	none	0.08
pH Value	7.3	7.7	6.6

(c) Water Main Extensions.

One hundred and ten additional houses have been supplied with water from the public mains during the year.

Four water main extensions were carried out during the year as follows :—

- (1) A 4-in. cast iron water main extended for a distance of 222 yards in Whitby Road, Harworth, to serve houses in course of erection by the Council.
- (2) A 3-in. cast iron water main in Church Lane, Harworth, extended for a distance of 77 yards to serve houses in course of erection by private enterprise.
- (3) A 4-in. cast iron water main extended for a distance of 612 yards to serve houses in course of erection by the Council off Knaton Road, Carlton-in-Lindrick.
- (4) A 3-in. cast iron water main extended for a distance of 114 yards at Tinker's Hill, Carlton-in-Lindrick, to serve houses, for sale, in course of erection by the Council.

(d) Dwellinghouses supplied from the public mains.

Parish	No. supplied direct to houses	Estimated Popu- lation	No. supplied by means of standpipe	Estimated Popu- lation
Blyth	300	883	1	4
Carburton	46	136	—	—
Carlton-in-Lindrick	1,140	3,593	—	—
Cuckney	82	284	—	—
Harworth	2,462	8,299	—	—
Hodsock	929	3,354	—	—
Holbeck	101	331	—	—
Nether Langwith.....	159	520	—	—
Norton	70	216	—	—
Styrrup-with- Oldcotes	128	442	—	—
Wallingwells	12	34	—	—
Welbeck	15	81	—	—
	<hr/>	<hr/>	<hr/>	<hr/>
	5,444	18,173	1	4
	<hr/> <hr/>	<hr/> <hr/>	<hr/> <hr/>	<hr/> <hr/>

3. DRAINAGE AND SEWERAGE.

The following extensions of foul and surface water sewers were completed during the year :—

- (1) 1,184 yards of 12-in. and 167 yards of foul water sewer in 9-in. earthenware pipes were constructed to serve houses in course of erection by the Council on a site off Knaton Road, Carlton-in-Lindrick ; 516 yards of surface water sewer in 12-in. concrete pipes were also laid to serve this site.
- (2) 27 yards of 9-in. and 83 yards of 6-in. foul water sewer in earthen ware pipes were constructed to serve houses in course of erection by the Council in Whitby Road and Welbeck Road, Harworth ; 157 yards of surface water sewer in 9-in. earthenware pipes were also laid on this site.
- (3) The foul water sewer at The Green, Carlton-in-Lindrick, was extended for a distance of 52 yards in 6-in. earthenware pipes to serve an existing dwelling.

Styrrup Sewerage Scheme.

The Scheme for the laying of sewers throughout the village of Styrrup and the erection of a pumping station with ancilliary works was completed during the year.

Hodsock Sewage Disposal Works.

The construction of additional filter beds, humus tanks, settlement tanks, and other ancilliary works at Hodsock Sewage Disposal Works was completed during the year.

4. CLOSET CONVERSIONS.

The Council continued to approve a grant to owners of dwelling-houses of 50% of the total cost, but not exceeding £15 per dwelling-house, towards the cost of converting sanitary conveniences of the conservancy type into water closets where application was made and a contribution recommended under Section 47 of the Public Health Act, 1936.

Applications for contributions towards the cost of conversions were approved under this Act in respect of 4 dwellinghouses during the year.

Conversions were also carried out with the aid of grant under the House Purchase and Housing Act, 1959, and the Housing (Financial Provisions) Act, 1958.

A total of 11 conversions were completed during the year, 2 in the parish of Carlton-in-Lindrick and 9 in the parish of Styrrup with Oldcotes.

5. PUBLIC CLEANSING.

Refuse collection services were operated by direct labour throughout the district.

The service consisted of the weekly emptying of dustbins and pail closets and the cleansing of privies and ashpits every six weeks.

The number and type of these receptacles is as follows :—

Dustbins	6,500
Pail closets	116
Privy middens	37
Ashpits	25

Controlled tipping was carried out as far as possible.

Routine treatments of refuse tips were carried out during the year to prevent nuisance from rats etc.

At the beginning of the year the Council were operating one Austin refuse collection vehicle, one Shelvoke & Drewry vehicle of 16/18 cubic yards capacity and two Shelvoke & Drewry vehicles, each of 13 cubic yards capacity. In April the Austin vehicle was replaced by a further Shelvoke and Drewry vehicle of 16/18 cubic yard capacity.

21 men were employed on an average throughout the year on refuse collection and disposal.

The following work was carried out by the Cleansing Department during the year :—

Population served in all parishes	18,480
Total number of premises given regular service	5,645
Total number of dustbins emptied during the year	314,848
Total number of pail closets emptied during the year	8,853
Total number of ashpits emptied during the year	283
Total number of privy middens emptied during the year	606
Mileage travelled by the four vehicles	37,499
Cost of operation of the cleansing service by direct labour for the year ended 31/3/65	£19,708
				(including £1,000 lorry reserve fund)
Cost of operation of the cleansing service by direct labour for the year ended 31/3/64	£18,493
				(including £1,000 lorry reserve fund)

Towards the end of the year the Council decided to engage the services of a firm of Works Study Consultants to undertake work study and to formulate a bonus scheme in respect of the refuse collection service.

6. INFESTATION.

(a) Bed Bugs.

Only two cases of infestation of bed bugs came to the notice of the Department during the year.

The treatment consisted of the removal of all skirting boards, picture rails, architraves etc. followed by thorough spraying with insecticide containing D.D.T. repeated until complete disinfection was achieved.

(b) Rodent Control.

The refuse tips, sewage disposal works and other lands and premises owned and occupied by the Council were kept under observations, and treatment carried out when necessary.

55 minor infestations of rats and 3 infestations of mice were also dealt with in connection with dwellinghouses.

7. MEAT AND OTHER FOOD.

There are no licensed slaughterhouses in the district, the butchers obtaining their meat wholesale or by using licensed slaughterhouses in adjoining districts.

Licences to slaughter or stun animals outside the Council's district were renewed in respect of three slaughtermen.

Particulars of foods (other than raw meat) surrendered or seized during the year :—

Tomato paste	640 lbs.
Meat	16 lbs.
Tomatoes	8 lbs.
Vegetables	3 lbs.
Fruit	4 lbs.
Miscellaneous	3 lbs.
Total weight				
					674 lbs.
					674 lbs.

8. FOOD AND DRUGS ACT, 1955—SECTION 16.

The number of premises registered at the end of the year under Section 16 of the Food & Drugs Act, 1955, was as follows :—

For the storage and sale of ice cream	46
For the preparation or manufacture of sausages etc.			7

9. FOOD HYGIENE REGULATIONS, 1955-60.

Total number of inspections of food premises	55
Number of defects or unsatisfactory conditions found	11
Number of defects or unsatisfactory conditions remedied during the year	11

10. THE OFFICES, SHOPS & RAILWAY PREMISES ACT, 1963.

The following premises were registered during the year in accordance with the provisions of the Offices, Shops & Railway Premises Act, 1963 :—

Offices	10
Retail Shops	43
Catering Establishments	15
Total	<u>68</u>

Thirty-six of these premises received a general inspection during the year.

11. HOUSING

Inspections of dwellinghouses were made under the Public Health and Housing Acts, and informal notices served where necessary.

Details of inspections are as follows :—

Total number of houses inspected	49
Number of inspections made for the purpose	66

Action taken under the Housing Act, 1957.

Number of unfit houses in respect of which representations were made to the Council under Section 16 of the Housing Act, 1957	13
Number of houses in respect of which Demolition Orders were made	29
Number of houses in respect of which Closing Orders were made	1
Number of houses in respect of which undertakings were accepted (for use other than habitation)	2
Number of families displaced from unfit houses during the year (all of these were rehoused by the Council)	6
	(16 persons)

House Purchase and Housing Act, 1959, and the Housing (Financial Provisions) Act, 1958.

Number of houses improved with the aid of grants.

(a) By Standard Grants	9
(b) By Discretionary Grants	3
Total	<u>12</u>

New Houses.

49 houses were completed by the Council and occupied during 1964, as follows :—

PARISH OF CARLTON-IN-LINDRICK.

17 houses.

PARISH OF HARWORTH.

20 houses and 12 bungalows.

The following is a summary of the Council's post war construction programme at the 31st December, 1964 :—

		Aluminium		Aireys	Total	
		Tradi- tional Timber	Swedish Temp. Perm.			
Houses completed by contract for Local Authority	1105	8	40*	40	82	1275
Houses completed by Small Builders' Scheme	28	—	—	—	—	28
Houses under construction by contract for Local Authority	145	—	—	—	—	145

*Twenty-one of these temporary aluminium bungalows have been removed.

Houses constructed by Private Enterprise.

61 houses were erected by private enterprise and occupied during the year.

12. SANITARY INSPECTION OF THE AREA—SUMMARY.

Housing	165
Caravans	85
Infectious disease	301
Rodent control	302
Pest control	54
Food premises, food inspections, etc.	73
Water samples, supplies and investigations	51
Trade effluent samples	122
Drainage	123
Nuisances	47
Conversions	14
Smoke observations	8
Factories	21
Offices, shops, etc.	36
Public Cleansing	205
Miscellaneous	101
Re-inspections	341
	<hr/>
Total	2,049
	<hr/> <hr/>



II. SANITARY INSPECTIONS BY THE AREA - SUMMARY

Shops	185
Factories	46
Infectious disease	301
Public health	301
Food control	54
Food premises, food inspectors, etc.	73
Water supply, tanks and installations	51
Trade effluent samples	122
Drainage	123
Sanitation	47
Sanitation	14
Public amusements	3
Factories	21
Offices, shops, etc.	38
Public Conveniences	205
Sanitation	101
Sanitation	341
Total	2,009



PRINTED BY
W. H. LEE & SONS LTD.
MANSFIELD