

**[Report 1947] / Medical Officer of Health, Woodbridge U.D.C.**

**Contributors**

Woodbridge (Suffolk, England). Urban District Council.

**Publication/Creation**

1947

**Persistent URL**

<https://wellcomecollection.org/works/t5ha8zpy>

**License and attribution**

You have permission to make copies of this work under a Creative Commons, Attribution license.

This licence permits unrestricted use, distribution, and reproduction in any medium, provided the original author and source are credited. See the Legal Code for further information.

Image source should be attributed as specified in the full catalogue record. If no source is given the image should be attributed to Wellcome Collection.



Wellcome Collection  
183 Euston Road  
London NW1 2BE UK  
T +44 (0)20 7611 8722  
E [library@wellcomecollection.org](mailto:library@wellcomecollection.org)  
<https://wellcomecollection.org>

LIBRARY



ANNUAL REPORT OF  
THE MEDICAL OFFICER OF HEALTH.

1947.

Claude H. Imrie M.B., Ch.B., D.P.H.  
Medical Officer of Health  
to the Woodbridge U. D. C.

+++++



To the Chairman

and Members of the Council.

Ladies and Gentlemen,

I beg herewith to submit my Annual Report for the year 1947 on the lines indicated by the Minister of Health.

The general health of the community was on the whole very good. Infectious disease did not at any time assume epidemic form, and the vital statistics compare well with those of neighbouring districts.

I would like to take this opportunity to thank the District Surveyor and Sanitary Inspector Mr. G. Ogden for his help and co-operation during the year.

I am,


Your obedient Servant,

CLAUDE H. IMRIE.

Medical Officer of Health.

17 Thoroughfare,  
Woodbridge.

+++++



Digitized by the Internet Archive  
in 2018 with funding from  
Wellcome Library

<https://archive.org/details/b30290983>



Public Health Officers.

-----  
Medical Officer of Health.

C. M. Whiteford M.B., Ch.B., D.P.H. (until his death in June).

C. H. Imrie M.B., Ch.B., D.P.H. (from 1st July).

Surveyor and Sanitary Inspector.

Mr. G. Ogden M.R. San.I. M.S.I.A.

-----  
STATISTICS.  
-----

General Statistics.

Area of District in Acres	1097
Population (Registrar General's Estimate for mid 1947. )	5101
Number of Inhabited Houses.	1866
Rateable value of District.	£ 31701
Sum represented by a Penny Rate.	£ 125

-----  
Vital Statistics.

<u>Live Births.</u>	Total.	Male	Female.	Birth Rate per 1000 population.
Legitimate.	86	42	44	17.8
Illegitimate.	5	3	2	

Birth Rate, England and Wales 20.0


<u>Still Births.</u>	Total.	Male	Female	Birth per 1000 total live and Still Births.
Legitimate.	1	1	-	10.8
Illegitimate.	-	-	-	

Still Birth Rate per 1000 population 0.19

Still Birth Rate per 1000 population  
England and Wales 0.50

<u>Deaths.</u>	Total.	Male	Female	Death Rate per 1000 population.
	78	33	45	13.3

Death Rate England and Wales 12.0



Deaths from Puerperal Causes.

Rate per 1000 Total Births.

Puerperal Sepsis	NIL.	
Other Maternal Causes	1	10.86

Death Rates of Infants under 1 year.

All Infants per 1000 Live Births	21.9
Legitimate Infants per 1000 Legitimate Births.	23.2
Illegitimate Infants per 1000 Illegitimate Births.	NIL.

Other Deaths.

Number of Deaths from Cancer (all ages)	13
Number of Deaths from Measles (all ages)	NIL
Number of Deaths from Whooping Cough (all ages)	NIL
Number of Deaths from Diarrhoea (under 2 years)	NIL

-----

PUBLIC HEALTH SERVICES.

-----

1. Laboratory.

Bacteriological investigations, including those of water samples are carried out by the County Bacteriologist, Bond Street, Ipswich. The Chemical Analysis of water is performed by the Public Analyst at Norwich.

2. Ambulances.

Non-infectious cases are handled by Ambulances stationed in Woodbridge or at the East Suffolk and Ipswich Hospital. Infectious disease cases are removed by ambulances stationed at the Isolation Hospital Ipswich.

3. Infectious Disease.

The Isolation Hospital, Ipswich, has by arrangement admitted all cases of infectious disease requiring hospital treatment.

4. Disinfestation.

Advice, and when necessary, assistance may be supplied when disinfestation of premises is required. Personal disinfestation may be arranged either at home or in Hospital.

No cases of infestation were reported during the year.





## 5. County Services.

The School Health Service, the Maternity and Child Welfare Service and the Tuberculosis and Venereal Diseases Schemes are the responsibility of the East Suffolk County Council.

### Notifiable Diseases (non Tuberculosis).

Disease.	Age Group.									Total.	Admitted to Hospital.	Deaths.
	0-	1-	3-	5-	10-	15-	25-	45-	65-			
Pneumonia.	1	1		2		2	6	3	3	18		1
Measles.	1					1	1			3		
Whooping Cough.	2		1							3		
Scarlet fever.			2	1						3		
Scarlet fever.				5	2	1	3			11		
Scarlet fever.		2	2	5			1			10		
Scarlet fever.						1				1		
Scarlet fever.				2						2		
Scarlet fever.				1			1			2	2	

During the year there was an extremely low rate of incidence of infectious disease in the district. The exceptionally low humidity during the year, coupled with the long hours of sunshine in the summer were without doubt, considerable factors in maintaining the health of the community.

The early Autumn was attended by a widespread increase in Infantile Paralysis throughout the Country. In Woodbridge there were two cases both fairly severe, which happily survived the infection and are recovering. In neither case did investigation reveal the source of the infection.

The common childish infections, Measles and Whooping Cough caused very few cases in 1947.

There were no cases of diphtheria.





Immunisation against Diphtheria.

Immunisation was carried out at the Welfare Centre and in the Schools. During the year the following numbers received protection.

Age 0 - 4 years. 54  
 5 - 15 years. 24

Children who had been immunised in infancy received a further protective dose on entering school.

Tuberculosis.

New Cases.

Deaths.

Age groups.	New Cases.				Deaths.			
	pulmonary		non-pulmonary		pulmonary		non-pulmonary	
	m	f	m	f	m	f	m	f
0 -								
1 -								
5 -								
10 -				1				
15 -	1							
20 -								
25 -			1					
35 -								
45 -	1							
55 -								
65 -								

Number of cases on the Register at the end of the year was 22.



Journal

## Water Supply

The water supplied by the Woodbridge Water Works has maintained its high standard of bacteriological and chemical purity the quantity of water is adequate for the needs of the district. The hardness of the water which has been a troublesome factor, was shown by analysis during the year to be slightly less than in the previous year.

During 1947 the supply was extended by the laying of additional lengths of main in Ransom Road and Naunton Road. The extensions totalled over 450 yards.

## Sewage Disposal.

The disposal of sewage is a long-standing problem in Woodbridge. The present system, which is antiquated and far from satisfactory, operates as well as the circumstances permit.

(a) Night soil The Council's scheme of Night Soil collection has been re-organised. The nightsoil is collected in a special vehicle and is conveyed to a site at Bromeswell where it is spread on the land. This scheme ensures that the pail closets are emptied at least once weekly but in certain cases it is done more frequently. There are approximately 997 pail closets in the District.

(b) Cesspools. There are a large number of cesspools in the District which require emptying regularly. The Council's cesspool emptying vehicle performs this function as necessary. The sewage is discharged into the River Deben. During the early months of the year the exceptionally severe winter increased the demands on this service to an embarrassing extent.

(c) The Council has prepared a comprehensive sewerage and sewage disposal scheme for the District and the sanction of the Minister is being sought to implement it.


---

## Ice Cream Regulations.

---

Routine inspection of premises used for the preparation and sale of Ice Cream revealed sanitary defects in two cases. These were remedied in a satisfactory manner.

---





Factories Act 1937.

Number of Factories in the District using mechanical power.	36
Number of Factories in the District not using mechanical power.	1
Inspections carried out.	4
Number of cases in which recommendations were made and adopted.	2

Housing.

Number of inhabited houses in the District	1866
Average number of persons per house	2.73
Number of Houses built and occupied in 1947	24
Number of houses under construction on 31st December 1947	56

There are a considerable number of substandard houses in the district which, owing to the severe housing shortages, must be permitted to continue in use as dwelling houses. When the occupants of these premises can be rehoused consideration must be given to the advisability of dealing with these houses under the appropriate sections of the Housing Acts.

+++++



