

[Report 1960] / Medical Officer of Health, Winchester U.D.C. / City.

Contributors

Winchester (England). Urban District Council.

Publication/Creation

1960

Persistent URL

<https://wellcomecollection.org/works/s7mfghbj>

License and attribution

You have permission to make copies of this work under a Creative Commons, Attribution license.

This licence permits unrestricted use, distribution, and reproduction in any medium, provided the original author and source are credited. See the Legal Code for further information.

Image source should be attributed as specified in the full catalogue record. If no source is given the image should be attributed to Wellcome Collection.



Wellcome Collection
183 Euston Road
London NW1 2BE UK
T +44 (0)20 7611 8722
E library@wellcomecollection.org
<https://wellcomecollection.org>

415(1)

7 3 NOV 1961

CITY OF WINCHESTER

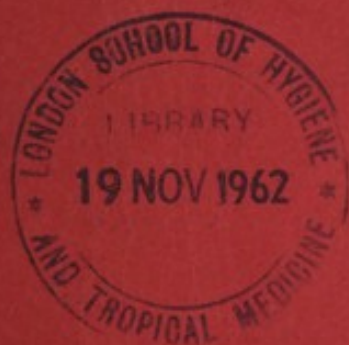
ANNUAL REPORT

ON THE

HEALTH OF THE CITY

FOR THE YEAR

1960



ROBT. A. GOOD, M.B., B.Ch., D.P.H., L.M.

MEDICAL OFFICER OF HEALTH, ETC.

CONTENTS

	<u>Page</u>
Agriculture (Safety Health & Welfare Provisions) Act	64
Ambulance	12
Births	6
Causes of Death	9
Clinic and Treatment	12, 13
Coronary Disease, Cancer - Lung & Bronchus	10
Deaths	6-9
Drains	64 - 66
Factories and Workshops	57 - 59
Food	36 - 44
Food Poisoning	33
Hospitals	14
Housing	17 - 27
Ice Cream	55 - 56
Infant Mortality	7 - 8
Immunisation	73
Infectious Diseases	33, 67 & 68
Laboratory Facilities	12
Land Charges Register	20 - 21
Mass Radiography Survey	72
Measles Notification Chart	70
Meat Inspection	45 - 52
Meteorology	74
Milk	52 - 55
New Legislation	31 - 32
Noise Nuisances	30
Offensive Trades	31
Pet Animals Act	30
Public Health Officers	11
Rag Flock and Other Filling Materials Act, 1951	32
Report of Public Health Inspector	16 - 66
Rodent Control	59 - 64
Smoke Abatement	27 - 29
Social Conditions of Area	5
Swimming Baths	44 - 45
Tents, Vans and Sheds	31
Tuberculosis	71
Vital Statistics	6 - 7
Water Supply	33 - 35

Public Health Department,
4/6 The Square,
Winchester.

July, 1961.

To the Mayor, Aldermen and Councillors
of the City of Winchester.

Mr. Mayor, Ladies and Gentlemen,

In accordance with the statutory requirements, it is my pleasant duty to submit the Annual Report on the state of the Public Health and the Sanitary Circumstances of the City, during the year 1960. The Report is drawn up in the usual pattern and as is customary, it incorporates full details of the work carried out by the Public Health Inspectors during the year. In this introductory letter, it is intended that reference shall only be made to matters which require special comment, and it is hoped that more careful perusal of the contents will fulfil the needs of those interested in the more detailed work of the Department.

Referring to what may be described as the social conditions of the area, the gradual and proposed developments at the Winnall Trading Estate necessitates careful reconsideration of the statement repeated in previous reports that there are no special industries in the City in the ordinary acceptance of the term. Henceforth, consideration will have to be given to the advent of a certain amount of light industrial development now taking place on this estate.

The mid-year estimate of the population of the City, as supplied by the Registrar-General is 27,560 persons, showing an increase of 170 over the figure for the previous year, and that of 1,831 when compared with figures obtained in the 1951 Census.

Figures showing the number of persons unemployed at the end of the year, show little significant change to those obtained for 1959 and when it is considered that the numbers given as unemployed include both disabled persons and persons on what might be described as short term unemployment, it can be stated that full employment continues to be more or less maintained.

During the year 213 new units of accommodation were provided, of which 145 were provided by private enterprise and 68 by the Corporation, against which figures must be placed 82 units which were demolished or rendered vacant for that purpose. According to figures as supplied, there were 8,695 inhabited houses in the City on the 1st March 1961. At the end of the year, there were 778 applicants for rehousing on the Council list, an increase of 74 over the previous years.

There were 412 live births - 220 males and 192 females. These figures indicate an increase of 22 over the previous year, and afford a live birth rate of 15.1 per thousand of the population. This increase, though slight, is noteworthy by the fact that following a decline in 1959 the upward trend in 1958 appears to be re-establishing itself. The number of still births registered was eleven which gives a rate of 26.00 per 1,000 live and still births, which is comparatively higher than

that of any year since 1957. There is a slight increase in the number of births of illegitimate infants, as there is also in the number of deaths in this group. The number of illegitimate live births as expressed as a percentage of the total live births, was 5.34%.

In addition to the Infant Mortality Rate and the Neo-Natal Mortality Rate figures have also been ascertained for the Early Neo-Natal Mortality Rate and the Perinatal Mortality Rate. This latter figure is the number of still births and deaths under one week per 1,000 total live and still births. These two figures are associated together, as it is believed that as a large number of infant deaths occur during the first week of life, there may be a common link between them and still births. The Infant Mortality Rate as 31.55 per thousand live births, shows a slight increase on the figure for 1959, and once again compares unfavourably with the figure for England and Wales. In all there were thirteen infant deaths, nine of which occurred in what is known as the neo-natal period.

The Death Rate of 10.7 per thousand of the population is unchanged when compared with the figure for 1959 and continues to present itself in a favourable comparison to the current figure for the country as a whole. A total of 367 deaths were registered, of which there were 181 males and 186 females. Coronary Disease and associated Vascular Lesions are the largest group, constituting in all 59% of deaths occurring amongst residents. The position regarding deaths from Cancer remains more or less static, the number of deaths occurring from all forms of this disease constituting approximately 16% of the total number of deaths. There were twelve deaths from Cancer of the Lung - nine males and three females. The number of deaths from Accidents, including motor accidents, was nine, a decrease of five. Ten of these deaths were attributable to motor accidents and no less than six were among persons over 65 years. There is a slight decrease in the number of deaths resulting from Pneumonia and Bronchitis, and only two deaths are reported as having occurred from Pulmonary Tuberculosis. Both these deaths were in individuals over 65 years of age. It would appear that the value of early diagnosis of Tuberculosis, as provided through the Mobile X-Ray Service, and the subsequent prompt and effective treatment is now appearing to prove its value. There was one maternal death which gives a maternal mortality rate of 2.36, but this compares rather unfavourably with the figure of 0.39 for England and Wales. In this connection, it must be remembered that when dealing with very small numbers, as in this case, exaggerated comparisons may easily be obtained.

There was a marked decrease in the incidence of Infectious Disease as ascertained from the notifications. No case of Poliomyelitis either paralytic or non-paralytic was notified in the City during the year. This is but another silent testimony to the efficacy of the prophylactic measures taken over the past years. With the exception of Whooping Cough, Dysentery and Erysipelas where there has been a small increase in the number of notifications, reductions have been noted in every instance in the other notifiable diseases. During the year, there were in all only 96 notifications compared with 244 in the previous year.

Details of the findings of the Mass Radiography Unit as ascertained from their routine monthly visits have been supplied through the courtesy of Dr. Moore, Director of the Unit. There was a considerable decline in the number of new cases of Tuberculosis notified during the year, and it is hoped that at last the anticipated reduction in the incidence of this disease is about to become apparent, resulting from the energetic efforts over the last few years. The number of new cases notified

fall from twenty seven to fifteen, whilst the number of cases on the register fell during the year from 196 to 171.

The figures for vaccination and immunisation indicate that the value of the services offered in this respect continues to be appreciated and utilised by the general public. However, though happily not in the City, sporadic outbreaks of such diseases as Diphtheria and Poliomyelitis serve as a reminder of the ever present danger should neglect and delay produce a reduction in the present protected state of the community. Unfortunately, even after the intensive propaganda campaigns carried on over a number of years, and the facilities afforded through the general practitioner services, the clinics and schools, it is still not unusual for a child to arrive in hospital who has never received any protective treatment. Such failure in view of the assured protection provided, is not only an indication of wilful neglect on the part of the individual but it is also completely anti-social owing to the unnecessary risks to which others are exposed.

Special comment is required this year on the water supply and sewage disposal in the area. Accordingly, very full details as to the source of the water and its distribution are given in the text. Regular bacteriological and chemical analyses of the water are made from the public supply and the constant report is as follows: "The water is chemically and bacteriologically satisfactory for a public supply". Close liaison is maintained in all matters with the Water Department, and an annual review and check-up is made of the health of the employees in the undertaking. During the summer season, regular samples of the water are taken from the various swimming baths and these have proved to be satisfactory in all respects. However, as two of these baths are on the River Itchen and are supplied with untreated river water, the obtaining of specimens would be pointless as contamination would doubtless be evident.

No survey of the conditions appertaining to the health of the inhabitants of the City during the year would be complete without reference to the extreme climatic conditions which prevailed over the last three months, when rain fell in no less than eighty two days. The rainfall for the year amounted to 47.89 inches which was the highest in the area, as records extending back over 40 years verify. In the month of October alone no less than 9.20 inches of rain fell. It is satisfactory to be able to report that even with these abnormal conditions only one small area of the City experienced what could be termed flooding, and all necessary steps were immediately taken where possible to prevent, and subsequently to relieve, any consequences.

The work of the Public Health Inspectors is fully reported by Mr. E. Seymour, Chief Inspector. There are two outstanding points, however, to which it is felt special reference must be made. These refer to Food Hygiene and the work of the Inspectors at the Abattoir. In connection with Food Hygiene, it is interesting to observe the decline in the number of contraventions of the Food Hygiene Regulations since their coming into force in January 1956. In that year, there were no less than 16 contraventions reported, but since then there has been a steady decline until last year when only 55 such contraventions were noted. This is even more interesting when it is appreciated that this achievement has for the most part been obtained through the co-operation of the various interests in the food trade, with the help and advice provided by the Public Health Inspectors. As regards the work at the

Abattoir, the noteworthy feature is the vast increase in the number of animals being slaughtered on these premises rising from 9,886 in 1958 to 24,766 last year; an increase of 150% over the previous two years. This occupies a considerable amount of the Inspectors' time, when it is understood that all meat and offal is examined before being passed as fit for human consumption.

In conclusion, I would like to express my thanks to Clr. Hutchins, Chairman and members of the Health Committee for their very keen interest and co-operation in the work of the Health Department, to Dr. M. Hughes, Director of the Public Health Laboratory Service, and his Staff for their advice and assistance available at all times, to the other Officers of the Corporation and the Staff of the Health Department.

ROBT. A. GOOD,

Medical Officer of Health.

HEALTH COMMITTEE

The Mayor	-	(-)	Councillor Lt. Colonel D.C. Spelman.
Chairman	-	-	Councillor Hutchins.
Vice-Chairman	-	-	Councillor Bromfield.
Alderman Taylor.		Alderman Edmonds.	Councillor Carleton-Smith.
Councillor Booker.		Councillor Mrs. Lowden.	Councillor Mrs. Bendall.

STATISTICS AND SOCIAL CONDITIONS OF THE AREA

<u>Area of the Borough</u>	3,888 acres.
<u>Population</u>	Census 1931 - 23,523 Census 1951 - (County report) 25,721. Registrar General's Estimate of Home Population mid- 1960 - 27,560.
<u>Number of Inhabited Houses</u>	(on 31st March, 1961 from figures supplied by the City Treasurer) - 8,695.
<u>Rateable Value at 1st April, 1960.</u>	£522,516.
<u>Net penny rate product, 1960-61</u>	£2,160.
<u>Social Conditions.</u>	In addition to a number of light industries operating in the City, there has been an increasing de- velopment at the Winnall Trading Estate. Apart from transport and the distributive services, the principal industries are Engineer- ing and Food Processing. It is estimated that there are 160 premises that come within the definition of "factory" in Win- chester.
<u>Unemployed</u>	I am indebted to the Manager of the Ministry of Labour Employment Ex- change for Winchester for in- formation relating to unemployment.

Unemployment registered at the 16th January, 1961 -

<u>Men</u>	<u>Women</u>	<u>Total</u>
98	23	121

Analysis of wholly unemployed men and women at 12th December, 1960.

<u>Age</u>	<u>Men</u>	<u>(Including Disabled)</u>	<u>Women</u>	<u>(Including Disabled)</u>	<u>Total</u>
18-19	5	(-)	8	(-)	13
20-24	10	(2)	6	(-)	16
25-39	21	(4)	10	(-)	31
40-49	13	(3)	6	(-)	19
50-54	13	(2)	1	(-)	14
55-64	37	(7)	4	(-)	41
65 & over	2	(-)	-	(-)	2
Totals:	101	(18)	35	(-)	136

B - SUMMARY OF VITAL STATISTICS FOR THE YEAR

<u>Live Births</u>	<u>Total</u>	<u>Male</u>	<u>Female</u>
Total Registered	412	220	192
Legitimate	390	206	184
Illegitimate	22	14	8

Live Birth Rate per 1,000 Population
(as corrected by comparability factor of 1.01) - - - 15.1

<u>Still Births</u>	<u>Total</u>	<u>Male</u>	<u>Female</u>
Total Registered	11	5	6
Legitimate	10	4	6
Illegitimate	1	1	-

Still Birth Rate per 1,000 Live and Still Births - - - 26.0

<u>Deaths</u>	<u>Total</u>	<u>Male</u>	<u>Female</u>
Total Registered	367	181	186

Death Rate per 1,000 Population
(as corrected by comparability factor of 0.80) - - - 10.7

<u>Total Live and Still Births</u>	<u>Total</u>	<u>Male</u>	<u>Female</u>
Total Registered	423	225	198
Legitimate	400	210	190
Illegitimate	23	15	8

Infant Deaths

Deaths of Infants under 1 year of age:-

	<u>Total</u>	<u>Male</u>	<u>Female</u>
Total Registered	13	8	5
Legitimate	10	5	5
Illegitimate	3	3	-

Infant Mortality Rate

All Infants per 1,000 Live Births	31.55
Legitimate Infants per 1,000 Legitimate Live Births	25.64
Illegitimate Infants per 1,000 Illegitimate Live Births	136.36
Neo Natal Mortality Rate per 1,000 Live Births	21.84
Early Neo Natal Mortality Rate per 1,000 Live Births	16.99
Perinatal Mortality Rate per 1,000 Live and Still Births	42.55
Illegitimate Live Births Per Cent of Total Live Births	5.34%

Maternal Deaths - 1

Maternal Mortality Rate per 1,000 Live and Still Births	2.36
---------------------------------------------------------	------

The following table gives at a glance a comparison between the chief vital statistics of Winchester and some other areas for the year 1960:-

	Live Birth Rate 1	Still Birth Rate 2	Death Rate 3	Infant Mortality rate. Un- der 1 yr. 4
Winchester U.D.	15.1	26.0	10.7	31.5
England and Wales	17.1	19.8	11.5	21.9
London	17.8	17.9	11.4	21.6

NOTE: 1 and 3 are expressed as the rate per 1,000 of the population
2 is expressed as the rate per 1,000 total (live and still) births
4 is expressed as the rate per 1,000 live births

INFANT MORTALITY

Nett Deaths from stated causes at various ages under 1 year in 1960

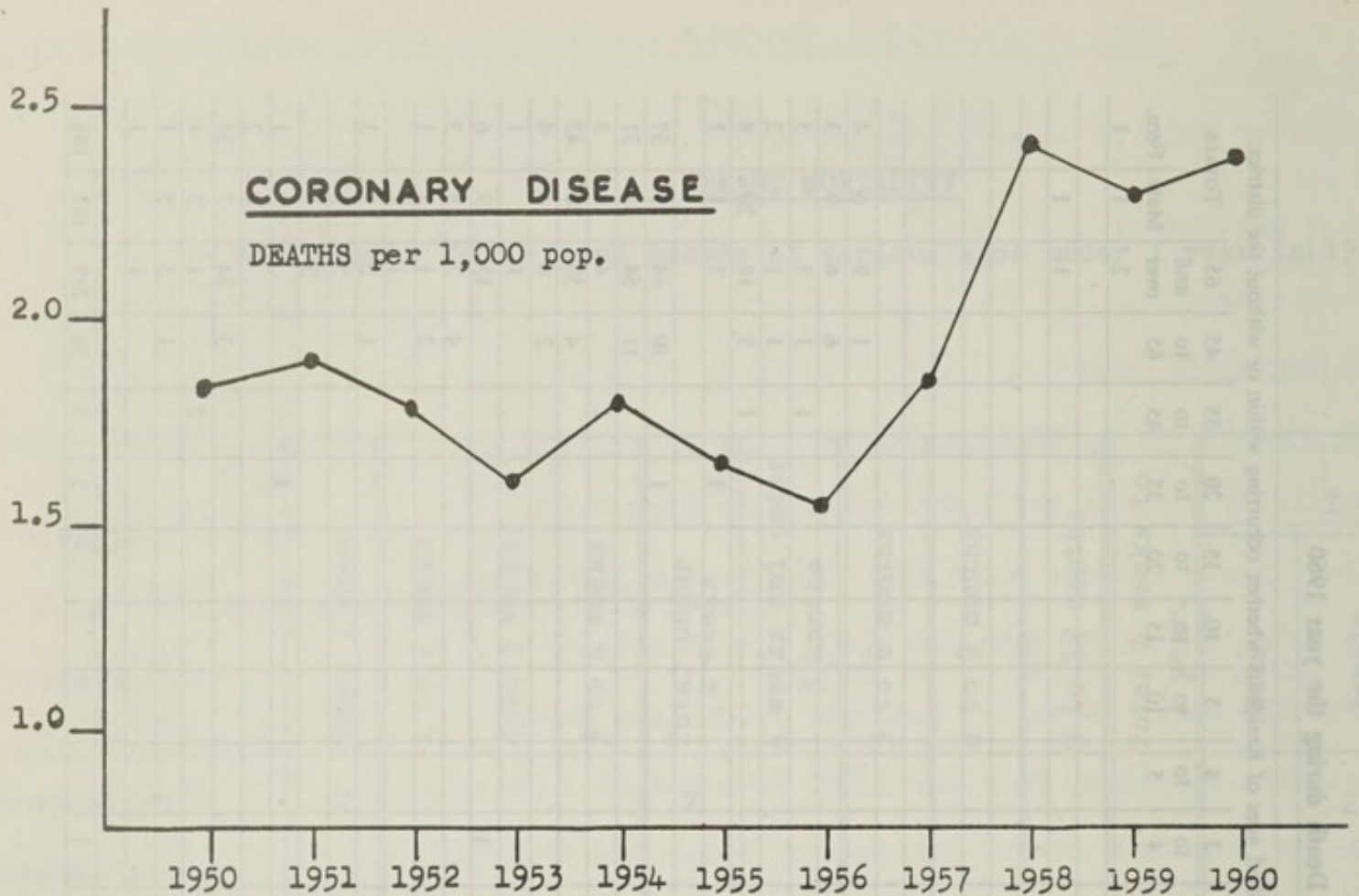
Cause of Death	Under 1 week	1 to 2 weeks	2 to 3 weeks	3 to 4 weeks	Total under 4 weeks	4 weeks and under 3 months	3 to 6 months	6 to 9 months	9 to 12 months	Total 4 weeks to 1 year.	TOT	
											Male	Female
Prematurity	2				2							2
Congenital Malformations	5				5	1				1	4	2
Other causes		1	1		2		2		1	3	3	2
	7	1	1		9	1	2		1	4	7	6

Table of Causes of and Ages at Death during the year 1960

Causes of Death	Nett Deaths at the specified ages of Residents whether occurring within or without the district.													TOTALS	
	Total all Ages	Under 1 Year	1 to 2	2 to 3	3 to 4	4 to 5	5 to 10	10 to 15	15 to 20	20 to 35	35 to 45	45 to 65	65 and over	Male	Fem.
		2	3	4	5	10	15	20	35	45	65	2	1	1	1
1 Tuberculosis, Respiratory	2											2	1	1	
2 Tuberculosis, Other												1	1		
3 Syphilitic Disease	1														
4 Diphtheria															
5 Whooping Cough															
6 Meningococcal Infections															
7 Acute Poliomyelitis															
8 Measles															
9 Other Infective and Parasitic Diseases															
10 Malignant Neoplasm, Stomach	10									1	9	6	4		
11 Malignant Neoplasm, Lung, Bronchus	12									6	6	9	3		
12 Malignant Neoplasm, Breast	5								1	1	3	5			
13 Malignant Neoplasm, Uterus	2									1	1	2			
14 Other Malignant and Lymphatic Neoplasms	28								1	9	18	20	8		
15 Leukaemia, Aleukaemia	2								1	1	1	1	1		
16 Diabetes															
17 Vascular Lesions of Nervous System	76	1							1	10	64	39	37		
18 Coronary Disease, Angina	65									11	54	34	31		
19 Hypertension with Heart Disease	5								1		4	2	3		
20 Other Heart Disease	63									4	59	20	43		
21 Other Circulatory Disease	8									2	6	4	4		
22 Influenza	1										1	1	1		
23 Pneumonia	15	1							1		13	9	6		
24 Bronchitis	11									4	7	8	3		
25 Other Diseases of Respiratory System	3									2	1	2	1		
26 Ulcer of Stomach or Duodenum	1										1	1	1		
27 Gastritis, Enteritis and Diarrhoea	4	1								1	2	1	3		
28 Nephritis and Nephrosis	2										2	2	2		
29 Hyperplasia of Prostate	3										3	3	3		
30 Pregnancy, Childbirth, Abortion	1								1					1	
31 Congenital Malformations	6	6											4	2	
32 Other Defined and Ill-defined Diseases	31	4								3	24	7	24		
33 Motor Vehicle Accidents	3								2		1	2	1		
34 All other Accidents	6									1	5	5	1		
35 Suicide	1										1	1	1		
36 Homicide and Operations of War	367	13							3	5	56	289	181	186	

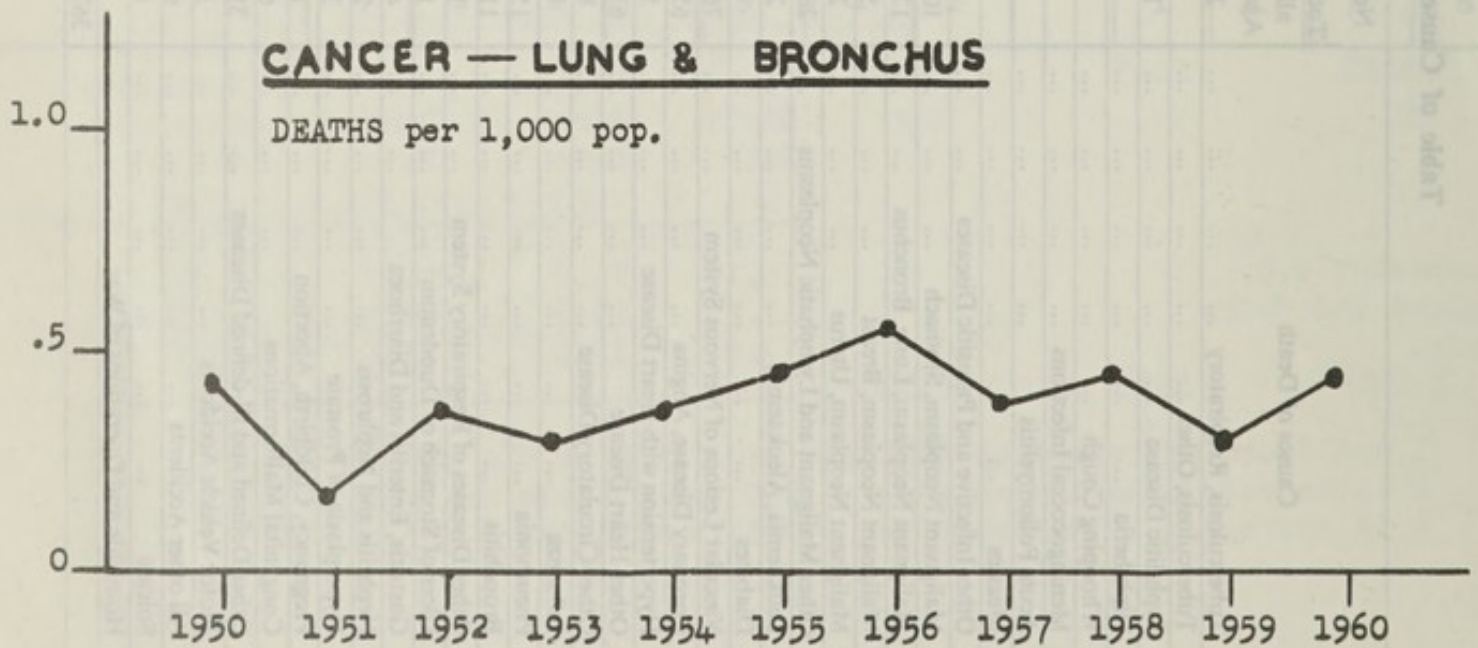
CORONARY DISEASE

DEATHS per 1,000 pop.



CANCER — LUNG & BRONCHUS

DEATHS per 1,000 pop.



C - GENERAL PROVISION OF HEALTH SERVICES IN THE AREA

PUBLIC HEALTH OFFICERS OF THE AUTHORITY

Medical Officer of Health

ROBT. A. GOOD, M.B., B.CH., D.P.H., L.M.

Veterinary Surgeon

J.B. TUTT, F.R.C.V.S.

Chief Public Health Inspector

E. SEYMOUR, A.M.I.S.E., Cert. R. San.I., M.R.S.H., M.A.P.H.I.,
(Certified Meat and Food Inspector)

Additional Public Health Inspectors

C. BENNETT. Cert. R. San. I., (Certified Meat and Food Inspector)

R. W. ANDREWS. Cert. R. San.I., M.A.P.H.I., (Certified Meat and
Food Inspector)

N. THOMPSON, Cert. P.H.I.E.B., M.A.P.H.I..

Student Public Health Inspector

N. MASON.

Rodent Officers

V. KERBY.

J. PARSONS.

Chief Clerk

MRS. E. GRAY.

HAMPSHIRE COUNTY COUNCIL NURSING STAFF

Health Visitors

MISS M. FORRESTER, S.R.N., S.C.M., H.V. (until 31st May, 1960)

MISS E.K. WILTON, S.R.N., S.C.M., H.V. (as from 1st June, 1960)

MRS. A. NOBLE, S.R.N., S.C.M., H.V.

HAMPSHIRE COUNTY COUNCIL NURSING STAFF

Health Visitors (cont'd)

MISS P. GILLET, S.R.N., S.C.M., H.V.

MRS. D. KIDDLE - Part-time Health Visitor

MRS. D. BOYES - Part-time School Nurse

Midwives

MRS. H. OLIVER, S.C.M.

MRS. E.B. SANDYS, S.R.N., S.C.M.

General Nurses

MRS. S.J. McCOURT, S.R.N., S.C.M., Q.N.,

MISS R.E. DABNER, S.R.N., S.C.M., Q.N.,

MISS E. HUGHES, S.R.N., S.C.M., Q.N.,

MISS B. MULLEE, S.R.N., Q.N.

LABORATORY FACILITIES

Bacteriology

Public Health Laboratory Service,
Royal Hampshire County Hospital,
Director - Dr. M. H. Hughes.

Chemical Analysis

Southampton Borough Analyst,
"Spetchley", Cobden Avenue,
Bitterne Park, Southampton.
Public Analyst - Mr. R. Watridge.

HAMPSHIRE COUNTY COUNCIL

Ambulance Service

Ambulance Depot,
Kingsley Place,
Winchester. (Telephone 2536)

Clinic Treatment Centres

(a) INFANT WELFARE CENTRE

Friday in each week, 2 p.m. at the Health Department.

Clinic Treatment Centres

- (b) INFANT WELFARE CENTRE Each Tuesday 2 p.m. at the Mission Hall, Stanmore Lane. (until 31st August - then only 1st and 3rd Tuesdays)
- (c) INFANT WELFARE CENTRE Each Monday 2 p.m. at the Weeke Community Centre. (until 31st August - then only 2nd and 4th Mondays)
- (d) INFANT WELFARE CENTRE Each Monday and Wednesday at St. Clement's Surgery at 2 p.m. The Health Visitor attached to the group practice is in attendance. This Clinic is primarily for the use of patients registered with the Doctors concerned.
- (e) INFANT WELFARE CENTRE Each Monday at Drs. Gibson and Partners' Surgery at 2 p.m. The Health Visitor attached to the group practice is also in attendance. The Clinic is primarily for the use of patients registered with the Doctors concerned.
- (f) SCHOOL CLINIC Each Tuesday morning at the Health Department.
- (g) IMMUNISATION CLINIC The inoculation of pre-school children against Diphtheria and Whooping Cough is carried out at the Child Welfare Centres. Diphtheria immunisation is also carried out at the schools.
- (h) ORTHOPAEDIC CLINIC The first Friday each month at the Royal Hants County Hospital, by appointment.
- (i) SPEECH CLINIC Monday and Friday each week by appointment at the County Health Department, The Castle.
- (j) TUBERCULOSIS CLINIC Each Wednesday (10 a.m. old patients, 2.30 p.m. new patients), Thursday 9.30 a.m. (by appointment) at County Health Department, The Castle. Thursday 1.30 p.m. A.P. Refills at Royal Hampshire County Hospital.

People's Welfare

- (k) CHIROPODY CLINIC Held each 2nd, 3rd and 4th Monday afternoon, and any Tuesday; appointments being arranged through the British Red Cross.

E. SEYMOUR, A.M.I.S.E., M.R.S.H.

REGIONAL HOSPITAL BOARD

HOSPITALS

- (i) St. Paul's Hospital (Chronic sick) 213 beds
- (ii) Victoria Isolation Hospital (infectious disease) 42 beds
- (iii) Royal Hants County Hospital - medical, Surgical and children 372 beds. Maternity 41 beds.

(a) ORTHOPAEDIC CLINIC

- (i) Major: The first Friday each month by appointment at the Royal Hampshire County Hospital.
- (ii) Remedial: By appointment, at the Royal Hampshire County Hospital

(b) OPHTHALMIC CLINIC

Winchester City cases twice per month, by appointment, at the County Health Department, The Castle.

(c) ORTHOPTIC CLINIC

By appointment, at the Royal Hampshire County Hospital.

July, 1961

MINUTES

SECTION "D"

To the Chairman and Members of the City Health Committee

Environmental Health Services

Annual Report of the Chief Public Health Inspector

E. SEYMOUR, A.M.I.S.E., M.R.S.H.

E. SEYMOUR

Chief Public Health Inspector

1961

Public Health Department
4-6 The Square,
Winchester.

July, 1961.

To the Chairman and Members of the City Health Committee

Mr. Chairman, Ladies and Gentlemen,

The pattern of this, my fourteenth Annual Report, which concerns the sphere of environmental health work, remains very much the same and records steady progress during 1960.

As each year passes, however, it is becoming more apparent that the work of the public health inspector increases as new legislation is brought into operation and refinements are made to already existing services. It is possible as time passes to stabilise action necessary with new legislation, but it so often happens that when this stage is reached, additional legislation has been made and the administrative wheel is once again turning in new fields.

The Noise Abatement Act is welcomed because it makes a positive approach to the noise nuisance. Noise there must be - but not necessarily at any level, at any and without scientific control. On the question of the new Food Hygiene (General) Regulations, the continued co-operation of occupiers of food premises and the success of persuasion and education is again shown by the many improvements carried out to premises in the City. Progress in the replacement of coal fired boilers by oil heated types has been maintained, thus making a further contribution to the efforts to secure a cleaner atmosphere.

It is customary to show variation in such a report as this, but I find this difficult to accomplish, and must again stress the importance of housing. Bad housing conditions continued to present the most serious problems dealt with by the Department. Many inspections and re-inspections are required with the subsequent mass of work and administrative procedure.

Much of the remainder of the Report deals with consolidation and improvement but I should, I feel, comment on the increased activities at the abattoir, where, the past three years, the number of animals slaughtered and examined has increased three-fold. When the proposed structural extensions are completed, however, it is certain that the through-put will increase even more, when the employment of a full time meat inspector will require consideration.

I wish to take this opportunity of thanking all members of the Department for their kindly co-operation and support. At the same time, I acknowledge with gratitude the guidance which has always been given by the Chairman and Members of the Health Committee. To the Medical Officer of Health, I again say "thank-you" for the continued collaboration and encouragement extended to me during the year.

I am,

Yours faithfully,

E. SEYMOUR,

Chief Public Health Inspector.

WORK OF THE PUBLIC HEALTH INSPECTORS

HOUSING

Sub-Standard Houses

When reviewing the affairs of environmental health work there is no subject that colours the picture more than housing. It has hit the political highlights and its prospects have been at their dimmest; it has been the focus of attention during the past fifty years and especially following the two world wars; everybody has something to say about it and therefore it is difficult to say anything that has not already been said before.

The general improvement in the prosperity of the nation and the rising standard of living, is more noticeable in the homes of the manual workers. Through higher wages, they have been given the chance of improving their standard of living and they have undoubtedly demonstrated what can be done given reasonable prospects. In this regard, something quite new in housing has emerged from our experience in clearing unfit houses from the City during the past few years. The words "slum clearance" are no longer opposite. This has been clearly demonstrated in our first five-year programme. The houses were not of the same type of, say, the 1920's and neither were the tenants. The picture that the words "slum clearance" conjure up to the older generations amongst us no longer applies, at least not in Winchester.

Since the process of decay progresses very rapidly after a period of neglect it becomes no longer possible to make the houses reasonably fit for habitation at a reasonable cost, it would appear that a small number of areas of worn out and sub-standard houses may have to be dealt with during the next few years. Many of these properties were included in the 1950 survey and although considered borderline cases under the Housing Repairs and Rents Act 1954, are now reaching the point where action under the Housing Act 1957. will have to be considered.

In some of these sub-standard houses, however, a suggestion of character still peeps through the rotten fabric. He would indeed be an optimist who could see some semblance of character in some of our present day housing estates where the word "traditional" is very much in evidence to the detriment of modern design.

There was never a time when new building was more important. We should learn from the lessons of the past that slums can be prevented. One way to do this is to build soundly; it may cost a little more but economically it is good business.

Standard Grants

Many operational snags have presented themselves in the application of the House Purchase and Housing Act 1959 - perhaps the most important housing measure of the century.

Standard Grants (cont'd)

First assessments within the Winchester area are that not more than 5 per cent of all the houses coming within the scope of the Act, will be involved for the first five years. Many of the applications for assistance refer to very humble but often worth while enquiries. These, by the nature of the small available space and necessity to avoid undue cost, pose problems which at first glance often appear insuperable. Often, after putting the proposal down on paper a practical solution to the difficulty can be evolved and another home is raised to the new standards we have as the universal aim.

Items one to seven on the application form, are usually easy to verify, but the public health inspector has to watch points at item eight. In the "disturbance of existing amenities", one usually finds larders disappearing, erections sprouting on all sides, pipes festooning rooms and fancy tricks played with lighting and ventilation. It is here that the exhortation contained in para. 18 page five of Circular 37/59 has to be remembered, where local authorities are reminded that they must satisfy themselves that "it would have not been reasonably practicable to do the job in some other way".

The provision of such rudimentary facilities as piped hot water, a bathroom, inside sanitation and a decent kitchen, is so fundamental to the health and well-being of family life, that much greater achievement must surely be looked for in the near future. The bulk of the problem lies in houses that are tenanted, and the inertia or inability of the owner must be overcome before substantial progress is likely to be made.

In considering applications for grants, the local authority must first of all be satisfied that the house will be reasonably fit to live in for a period of 15 years, and that the amenities will be provided for the exclusive use of the occupants of the dwelling.

Twenty-nine applications for Standard Grants were received during the year. All but one of these applications were in respect of owner-occupied premises.

The proposed works included the provision of 22 fixed baths, 20 wash-hand basins, 3 water closets in or contiguous to the dwelling, 26 hot water systems, 19 food cupboards, and the resiting of 4 water closets.

Rent Act 1957 - Certificates of Repair.

The Act is primarily one affecting landlord and tenant, and only if they are unable to reach agreement does the local authority enter the picture. In the event of disagreement between landlord and tenant, the local authority's primary function is to say whether the defects of repair which appear upon the tenants form "G" are ones which "ought reasonably to be remedied having regard to the age, character and locality of the dwelling". Over the past three years, it has been noted that there are many tenants in the City who will not, or cannot, specify all the repairs

Rent Act 1957 - Certificates of Repair (Cont'd)

their houses need. Also, that many of them had been at a disadvantage in the rough and tumble which had taken place when the owners had been asked to repair the houses. On the other hand, it has been found that some landlords did not have the capital to carry out extensive repairs and because of this, rents were not increased and repairs not carried out. It has thus become more evident that for major items of repair, the Health Committee must have recourse to its existing powers under the Public Health and Housing Acts.

The second stated purpose of the Act was to bring into better use the enormous amount of under-occupied accommodation which existed. From the 93 applications received since July 1957, all of the houses were under-occupied and 27 houses which could have accommodated families ranging from 5 to 17½ persons, were each occupied by one unit families.

Although this is not the first Rent Act and not likely to be the last, it is felt that no more difficult Act to administer is likely to be produced. Previous Rent Acts have failed to keep properties in repair and it would seem by the table set out below, that history is repeating itself.

During the year a total of 4 applications were received from tenants for Certificates of Disrepair. 2 Certificates were granted and 1 application for revocation of Certificate of Disrepair was received.

Applications for Certificates of Disrepair and for Revocation
of Certificates

Comparative figures for applications received since the Act has been in operation are as follows:-

Year	Applications Received.	Certificates Granted.	Certificates Refused.	Applications for Revocation Received.	Applications Granted.	Applications Refused.	Applications under Consideration
6 mths. 1957	48	17	1	2	1	1	4
1958	30	27	-	7	8	-	-
1959	5	5	-	9	6	-	3
1960	4	2	-	1	2	-	-

Reconditioning of Property - Section 9 Housing Act, 1957.

Few will deny that one of the main problems in the field of housing at present is the repair of the older and sub-standard house.

Of the existing properties in Winchester, there are at the one extreme houses of good design erected in the period just before and between the great wars, which may be regarded as premises suitable for human habitation. At the other extreme, there is a group which forms a fair portion of available accommodation in the City to-day. It is with this group that causes concern. Briefly describing the familiar type of property referred to, they are two up and two down, or three up and three down houses, some with lobbies and some without, erected in long rows, fronting up flagged footpaths and having at the rear small yards and sometimes with no means of secondary access. These are the early by-law type heralded with pride by builders some seventy years ago as an approach to the artisans utopia.

However, notwithstanding their shortcomings, their advancing age and lack of domestic essentials, these houses cannot be classified as slums and they cannot be allowed to fade away.

One of the first stumbling blocks is the decision as to whether or not a house under the provisions of Section 9, Housing Act 1957, is capable of being rendered fit at "reasonable expense". This phrase has been with us for many years, but the passage of time has done very little to indicate where the borderline lies.

There is also the difficulty that particular works of repair may well be judged on appeal to be outside the scope of the present day standard. The wording on the notice must, therefore, be precise and in the nature of a specification, as once complied with, it acts as a certificate of fitness likely to be quoted against a subsequent request for repair. But the virtue of Section 9 really lays in the provision of Section 10, which gives the Corporation a clear sight in taking on works in default of the owner complying with the Statutory Notice and recovering the cost as a civil debt. Much of the real difficulty in securing the repair of houses to-day, however, arises from the type of notice required for action under Section 9. This being so comprehensive in character, has made it impracticable from a point of view of cost repairs involved - despite permitted rent increases, to operate the section to any appreciable extent.

A total of 13 houses were reconditioned during 1960 and default powers were exercised in respect of structural repairs at six houses. The cost of the work which was carried out by Contractors on behalf of the Department, was £1,601. 2s. 4d.

Land Charges Register

In connection with the sale of properties in the City area, and with a view to ascertaining if there were any outstanding or impending notices, a total of 382 searches was made by the Department. This figure represents a decrease of 127 searches on the previous year.

Land Charges Register (cont'd)

From the enquiries made at the office, it would seem that the recent slum clearance activities in the City, have made many would-be-purchasers wary when considering poor quality property. It is true that the information produced by a land search will reveal the inclusion of a property for future action under the Housing Acts, but it gives no indication of the condition of the house as measured by the standard of the Act, or the standard laid down for a house modernised by an improvement grant.

In certain cases the information given by the search is too late. Either the contract to purchase has been signed or money paid to "fasten" the house.

Many potential purchasers, estate agents and even vendors, take the precaution of asking at the Public Health Inspector's office if there is anything against a particular property, but in most cases the information is scanty and no more than would appear on the search at a later date. No Public Health Inspector would take the risk of advancing opinions or advice outside his line of duty and face the possibility of being accused of spoiling a sale.

In every old town like Winchester, there are many sub-standard houses, just too good to be included in clearance schemes up to 1965 or left out of the second five year clearance programme, because the capacity of the local authority to replace them is not great enough within the short period. How often has one seen such houses titivated up and offered as "attractive cottages in good decorative condition" to the unsuspecting house seeker. Newly decorated walls hide the rising damp, papered ceilings cover up the perished plaster - the length of time the ceiling stays in one piece depending on the quality of the paper.

Even if the houses can be saved from clearance and brought up to present Housing Act standards by reasonable expenditure, it seems clear that at some time in the future, only the older houses which have been modernised will be acceptable. In this regard registration of the condition of houses could prevent the acquisition of many a sub-standard dwelling. It would save much heartache and be a valuable guide to purchasers, vendors, estate agents, surveyors and valuers. It could and should be, a local authority service.

Houses Let-in-Lodgings

The survey of houses let-in-lodgings referred to in the previous Annual Report has continued during the year. Because of the inherent difficulty of the investigation, however, progress has been somewhat slow. There are also obvious limits to the degree of concentration on this work which is practicable when other important duties are calling for attention.

Up to the end of the year 336 houses had been visited making a total of 812 premises recorded for the purpose of the survey. So far 66 houses have been found to be let-in-lodgings, 8 of these giving their lodgers notice to quit after visits

Houses Let-in-Lodgings (Cont'd)

had been made by the Inspector, 85 were accommodating lodgers and 93 houses found to be divided into 229 flats. Although every effort has been made to find these premises, there are still many which are so used that remain outside the knowledge of the Public Health Department.

It would appear that the demand for lodgings, furnished or unfurnished, is by no means confined to one class of society. Couples wishing to marry prefer to find accommodation away from parents, even if that means lodgings; couples with children find great difficulty in obtaining either furnished or unfurnished rooms, and in desperation will accept a simple bed-sitting room knowing that they will be overcrowded. Workers moving to districts because of vacancies may drift into these houses and worse still, may send for wife and perhaps children to join up in a room barely adequate for one man. Aged people, many of whom have seen better days and prefer to live in lodgings rather than in Old Peoples Homes. Economic considerations may also make a furnished room in a house let-in-lodgings, the only available refuge.

Excellent as the housing progress has been, it still leaves untouched, a lot of people who are living in bad conditions. It is no consolation for families to read of the great number of houses which have been erected or the number of people who have been transferred from sub-standard housing conditions if they are living in a single room. It is hoped that when the report is submitted to the Health Committee, all the various points will be brought out, for it may be profitable more fully to explore the background of this problem before proceeding to implement the powers in the Housing Act, 1957.

Overcrowding

There is little day-to-day evidence that there has been any significant change in overcrowding during 1960. In fact, without carrying out a survey for that purpose, it is not possible to say how many overcrowded houses there are in Winchester at the present time. Nevertheless, if the Registrar-General's estimated year population of 27,560 which is 190 more than the estimate for mid 1959, is set against the net increase of 131 in the number of dwellings, it would seem that some improvement has occurred.

The figure of 131 additional dwellings is obtained by deducting actual or pending demolitions from the total number of new dwellings provided during the year by new construction or the conversion of existing dwellings.

New dwellings of all kinds provided during the year totalled 213, made up as follows:-

	<u>Dwellings Added</u>
<u>By Private Enterprise</u> -	
Houses and Flats erected	134
3 Houses converted into 11 flats	11
	<u>145</u>

Overcrowding (cont'd)

Dwellings Added

145

By the Corporation -

Houses and Flats erected	68
Houses converted into Flats	0
Houses converted into Bed-Sitters	0

	213

Against this must be set a loss of accommodation as follows:-

Clearance Areas -

Demolished or Vacated therefor	78
Other miscellaneous Demolitions	0

Housing Act, 1957 - Part II -

Demolition Orders	0
Closing Orders	3
Undertakings not to use	1
Demolition before Order made	0

	82

Overcrowding, due basically to the shortage of houses, is greatly accentuated by the uneven distribution of existing accommodation because of economic and social factors. In fact, a survey made in Winchester during 1936 and 1950, showed that there would be no statutory overcrowding if the accommodation in the City was evenly distributed among its occupants.

The number of houses with occupants living in underground rooms is 95.

Miscellaneous Housing Matters.

No. of Houses
involved

Estimating cost of repairs in connection with maintenance payments under Section 60, Housing Act 1957	
Schedules of Defects prepared and supplied to owners in consequence of search under the Local Land Charges Act	22
Informal action under Housing Act. Schedules of Repairs supplied at owners request	5

The rehousing of families from clearance areas and the demolition of the vacated houses continued during the year. 38 houses were vacated, 34 families being rehoused by the Corporation.

The total number of houses demolished in these clearance areas by reason of unfitness for habitation was 49, leaving 103 occupied houses still to be dealt with. In addition, there are 21 individual unfit houses awaiting demolition. 2 individual houses were condemned in 1960 and 2 basements were closed.

The number of houses in clearance areas purchased by the Corporation under Compulsory Purchase Order was 41.

In accordance with the requirements of Section 60 of the Housing Act 1957, and as recommended by the Inspector of the Ministry of Housing and Local Government, 15 good maintenance payments were made in respect of unfit houses acquired by Compulsory Purchase Order.

Youth Hostel (City Mill)

Out of 8,289 members who stayed at the Hostel during the year 1,761 were from overseas. The number of juveniles under 16 years of age was 1,740 representing a decrease on the previous year. Approximately 7,552 meals were served and in addition, 2,640 meals were prepared by the members. There was no case of overcrowding, food poisoning or infectious disease.

I. Inspection of Dwelling Houses during the year

1.	(a) Total number of dwelling houses inspected for housing defects (under Public Health or Housing Acts)	771
	(b) Number of inspections made for the purpose	1,222
2.	(a) Number of dwelling houses (included under the sub-heading (1) above) which were inspected and recorded under the Housing Consolidated Regulations, 1925 and 1932	90
	(b) Number of inspections for the purpose	115
3.	Number of dwelling houses found to be in a state so dangerous or injurious to health as to be unfit for human habitation	2
4.	Number of dwelling houses (exclusive of those referred to under the preceding sub-heading) found not to be in all respects reasonably fit for human habitation	27

II.	<u>Remedy of Defects during the year without service of Formal Notice.</u>	
	Number of defective dwelling houses rendered fit in consequence of informal action by the Local Authority or their Officers	76

III. Action under Statutory Powers during the year.

(a)	Proceedings under Sections 9 and 10 of the Housing Act, 1957.	
1.	No. of dwelling houses in respect of which notices were served requiring repairs	13
2.	No. of dwelling houses which were rendered fit after service of formal notices -	
a.	By Owners	7
b.	By Local Authority in default of Owners	6

(b)	Proceedings under Public Health Acts.	
1.	No. of dwelling houses in respect of which notices were served requiring defects to be remedied	18
2.	No. of dwelling houses in which defects were remedied after service of formal notices -	
a.	By Owners	7
b.	By Local Authority in default of Owners	4

Housing Progress

	Number of New Houses built during 1959	-
(i)	By Local Authority -	
	a. Permanent Houses	68
	b. Prefabricated Houses	-
(ii)	By Private Enterprise	134
(iii)	Total number of houses and flats owned by Local Authority at 31st December, 1960 (excluding temporary housing accommodation owned by the Local Authority).	3,028

Complaints

Summary of complaints received and improvements effected at dwelling houses during the year:-

	1960
Defective and leaking roofs repaired	44
Roof valley gutters repaired	17
Rainwater pipes renewed or repaired	44
Rainwater gutters renewed or repaired	61
Choked gutters remedied	11
Chimney pots repaired or renewed	8
Chimney stacks re-pointed	30
Chimney breasts repaired	19
Chimney Flues repaired	14
Curtilage walls repaired	7
General structural repairs	21
Yard surfaces repaired	15
Coal houses repaired	2
External steps repaired	10
External plaster repaired	34
Covers provided to cellar areas	7
External soffit boards repaired or provided	6
Leaking skylights repaired	10
Staircases repaired	11
Handrails fixed	15
Windows made to open	46
Glazing renewed	34
Window putty repaired	45
Window parting bead renewed	33
Glazing bars provided	20
Woodwork to windows repaired	39
Sashcords renewed	73
Additional lighting	6
Additional ventilation	25
Floors repaired	68
Dry rot in floors remedied	21
Wall plaster and ceilings repaired	258
Walls cleansed	19
Ceilings cleansed	26
Walls re-pointed and repaired	91
Doors repaired	103
Door locks repaired	30
Door handles repaired	12
Food stores provided	23
Firegrates repaired or renewed	27
Ranges repaired or renewed	5
Firebacks repaired or renewed	5
Firebaskets provided	6
Coppers repaired	6

Complaints (cont'd)

Plastering to fireplaces repaired	11
Water service pipes repaired	2
Premises cleansed	8
Sinks repaired or renewed	20
Choked sink waste pipes remedied	3
Sink traps renewed	5
Sink waste pipes repaired	6
Dampness remedied:-		
Rising	26
Defective D.P.Cs.	15
Penetrating	37
Chimney stacks	26
Chimney breasts	23
Dormer Windows (soakers and flashings)	9
Ceilings	30
Drainage:-		
Vent shafts repaired	14
Soil pipes repaired	4
Drains repaired	25
Bleckages remedied	20
Half Channel to sink gully repaired	8
Defective soakaways repaired	2
Wastepipes made to discharge over gully	10
Surface gullies repaired	29
Sanitary Conveniences:-		
Pans repaired or renewed	23
Cisterns repaired	7
Cisterns renewed	9
Provision of sufficient water supply	2
Urinals fitted with flushing apparatus	1

Abatements of Nuisances

Occupiers of premises frequently complain to the Health Department of defects of the structure which are giving rise to nuisance. In this connection, the wide powers of the Public Health Act 1936, are found invaluable. Any complaint which is received in the department of conditions which may come within the loose definition of public health nuisance is investigated and, where appropriate, action is taken within the powers conferred on the Health Committee.

In 19 cases out of the 207 complaints recorded in the register it was necessary to take statutory action under Sections 39 and 93 of the Public Health Act, and also Sections 62 and 63 of the Winchester Corporation Act.

Abatements of Nuisances (cont'd)

After service of notice the Corporation is empowered to enter and do work, if urgent work remains undone after a short specified period of time. In 4 cases it was found necessary to execute work in default. Provision is made for the recovery of costs incurred, which in this case was £78. 12s. 8d.

RECORDING OF ATMOSPHERIC POLLUTION

The results of measurements of air pollution have continued to be supplied to the Atmospheric Pollution Research Section of the Department of Scientific and Industrial Research.

Facts and figures have been derived from the two atmospheric pollution stations within the City, each station being equipped with a standard deposit gauge for the measurement of solid deposits, and a lead peroxide instrument for the estimation of the amount of sulphur compounds in the air.

The consequent work in the laboratory of the Public Analyst in carrying out the various measurements and analysis accounted for 46 separate determinations by standardised methods. The following table shows the total amount of soluble and insoluble matter collected in the gauges:-

Month 1960	Total Deposited Matter (Soot) Tons per sq. ml.		Sulphur Dioxide in Milligramme S.O. ₂ 3 per 100 sq. cm. Exposed Surface per Day.	
	Fire Station	North Walls	Fire Station	North Walls
January	9.64	12.94	1.04	0.92
February	10.07	12.93	1.32	1.14
March	10.40	15.60	0.82	0.84
April	12.04	17.75	0.74	0.88
May	9.17	13.84	0.55	0.59
June	12.47	16.33	0.34	0.48
July	7.77	9.50	0.30	0.35
August	6.67	9.10	0.31	0.35
September	6.60	10.00	0.35	0.37
October	*	*	0.69	0.59
November	11.10	11.17	1.08	1.02
December	4.47	7.07	1.38	1.25

* Owing to the heavy rainfall which flooded the gauge bottles, no results are available for deposited matter during the month of October.

The amount of matter collected from any particular source of pollution depends upon the wind direction and velocity, and the rainfall. For this reason a lengthy period of observation will be necessary, before any reliable conclusions can be made on the atmospheric conditions of Winchester.

Atmospheric Pollution Control

The stricter control now available under the Clean Air Act, demanding extra care to avoid emissions of dark smoke in contravention of the Dark Smoke (Permitted Periods) Regulations, has resulted in a diminution of the volume of emission of black smoke, due to the extra care which is being taken to endeavour to reduce the amount of dark smoke so as to comply with the Regulations.

There seems to be no doubt that the majority of furnace users in the City, are endeavouring to ensure that their plant can be operated so as to minimise emissions of "dark" smoke, e.g. by the repair or provision of improved mechanical firing equipment, conversion to oil or coke firing, and the provision of some form of instrumentation. In one case where there were periodic difficulties due to the nature of the load, the management were able to effect an improvement by installing an electric thermal storage system; thus giving the plant more resilience during periods of fluctuating loads. Where offences have been reported as having been due to lighting up from cold, the management concerned have agreed where practicable, to take special care including using smokeless solid fuel.

In one locality, strong protests from the public were directed against the emission of grit and smuts. Although systematic observations were taken, there was no evidence obtained of exceptional smoke emissions, the cause of the complaint eventually being narrowed down to accidental circumstances associated with faulty boiler firing equipment.

Prior Approval of the Installation of Furnaces

Section 3 of the Clean Air Act enables the Corporation to require that all industrial furnaces shall be smokeless as far as is practicable. In addition, industrialists and others who desired assurance that their proposed installations complied with the law, could submit their schemes voluntarily for approval. The Department generally became aware of proposed new furnaces either through the visits of the Public Health Inspector to the various installations, or perusal of plans which have been submitted to the City Engineer.

In an endeavour to secure the abatement or reduction of smoke emissions, 27 visits were made to various business and industrial premises in the City.

By arrangement with the City Engineer and with a view to minimising smoke emissions from new premises, all deposited plans relating to buildings or steam raising plants of over 55,000 B.T.U.s, are examined by the Health Department.

During the year the notification of the intention to instal 5 new furnaces was received, and the details indicate the fuel usage:-

Fuel	Oil	Coal	Solid Smokeless Fuel	Electricity	Gas
No. of Furnaces	5	-	-	-	-

As with the previous year, the trend towards the use of oil as compared with other fuels is clear.

Effluvia and Dust

Twenty complaints have been investigated. These varied considerably as to nature of nuisance and the districts in which they were reported. Some complaints related to individual premises and after investigation were promptly dealt with, no further action, statutory or otherwise, being necessary. Some common complaints of this type included the presence of dead rodents, temporarily unsealed drain inlets, leaking gas fittings or pipes. For the latter complaint the services of the Southern Gas Board are made available immediately on telephone request by the Public Health Inspector.

The intermittent penetration of fumes from a dry cleaning establishment into adjacent premises caused a recurrence of a nuisance previously the subject of informal action. Investigations were also carried out in response to complaints of dust from the operation of seed grain cleaning. The firms concerned were situated in close proximity to houses and whilst the fumes and dust could not be classified as dangerous, the nuisance justified complaint.

The installation of hoods, ducting and in some cases, extraction fans, to collect fumes and discharge them into the outer air at points above ridges of the adjacent houses, are in most cases the best remedial measures which can be employed for counteracting this type of nuisance, having regard to cost, local conditions and circumstances.

Noise Nuisance

Statutory control of excessive, unreasonable or unnecessary noise, if also injurious or dangerous to health, is not only provided by the Winchester Corporation Act, but also by new powers, in the shape of the Noise Abatement Act, which came into force on the 27th November, 1960.

Complaints involving 11 different sources of noise were investigated and as in previous years, involved both industrial and domestic premises. In all cases it was found unnecessary to invoke formal proceedings, managements or individuals concerned usually being co-operative in adopting measures to reduce the noise to a minimum, where otherwise unpracticable to suppress it entirely.

So far as industrial sources of noises are concerned, the risk of nuisance is obviated by the modern zoning of industrial areas under Town Planning provisions and, with few exceptions, the Department's experience of this type of noise occurs in the older areas of the City where there is indiscriminate mixing of industry and housing. In those areas the risk of noise nuisance from industrial sources is ever present and not necessarily capable of complete removal.

PET ANIMALS ACT, 1951

This Act, which precludes a person from occupying a pet shop unless he holds a licence granted by the local authority, applies to all premises (including private houses) where the business of selling animals as pets is carried on.

During the year, two applications for the renewal of licences were received and both granted, subject to the observance of certain conditions.

OFFENSIVE TRADES

There is only one establishment in the City at which an "offensive trade" within the meaning of the term under the Public Health Act, 1936, is carried on. In addition to being scrap iron merchants, this business is concerned with the collection of putrescible animal matter. Accordingly, to obviate the development of conditions which could give rise to nuisance from offensive smells or breeding of flies, a close supervision was exercised, particularly during the warm weather.

Ten inspections were made and the requirements of the Department were met in each case without recourse to formal action. If such were not the case, it would be inconceivable that a whole year could pass without one solitary complaint.

TENTS, VANS AND SHEDS.

Apart from caravans attached to the Circuses and Pleasure Fairs which visited the City, one licence for the occupation of a caravan was issued during the year, and in one instance, temporary permission was given for a caravan to stand on a building site.

During the year, 8 visits were made by the Public Health Inspectors to sites occupied by caravan dwellers trespassing on vacant land in the outskirts of the City. Since the provisions of Section 91 and 269 of the Public Health Act 1936, have been rigidly enforced, however, there has been no serious threat to public health from the occupation of caravans.

NEW LEGISLATION

The new legislation which became operative during the year, affecting the Public Health Inspector, was as follows:-

1. Caravan Sites & Control of Development Act 1960.

Although it is generally acknowledged that the Act which came into force on the 29th August, 1960 is complicated and difficult to interpret, it is welcomed as a step forward in the control of caravan sites, and will go a long way towards remedying the deficiencies of the previous legislation.

2. Food Hygiene (Docks, Carriers, etc.) Regulations 1960.

Most of the Regulations came into force on the 1st November, 1960. A distinction is now made between the obligations of persons allocating accommodation for the handling of food and those of employers who occupy accommodation for that purpose. Certain requirements relating to structure, washing and sanitary facilities, are included.

3. Food Hygiene (General) Regulations 1960

The Regulations amend and consolidate the Food Hygiene Regulations 1955 to 1957.

4. Meat (Staining & Sterilization) Regulations 1960.

All meat, with certain exemptions, which is unfit for human consumption, must now be sterilized before it leaves the slaughterhouse.

5. The Noise Abatement Act 1960.

The Act which came into force on the 27th November 1960, gives local authorities new powers to control noise and vibration. Guidance on administration particularly in relation to nuisances to be dealt with under section 1, should be forthcoming in due course from the Committee on the Problem of Noise appointed by the Government early in 1961.

6. Milk (Special Designation) Regulations 1960.

New Regulations replace and consolidate some of the earlier Regulations governing the control and sale of milk. There are also certain changes in licensing procedure.

7. The Arsenic in Food (Amendment) Regulations 1960.

Maximum amount of arsenic in brewers yeast intended for use by manufacturers in production of yeast products, is increased.

8. The Tuberculosis (England & Wales Attested Area) Order 1960.

The general purport of the Regulations is that under the Diseases of Animals Act, the Minister of Agriculture, Fisheries and Food, may declare an area to be an eradication area for the purposes connected with the control of any particular disease.

9. The Tuberculosis (Compensation) Amendment Order 1960.

The Order alters the scale of compensation for bovine animals slaughtered under the powers of the Diseases of Animals Act 1950.

RAG FLOCK AND OTHER FILLING MATERIALS ACT, 1951.

No. of premises in district in which filling materials are manufactured, used or sold	6
No. of inspections	6

INFECTIOUS DISEASE INVESTIGATIONS

Tuberculosis	0000	0000	5
--------------	------	------	---

Disinfections carried out as detailed below after infectious diseases -

Rooms and bedding	0000	0000	6
Rooms (only)	0000	0000	1
Library books	0000	0000	26
Parcels being sent abroad	0000	0000	3

Other fumigations carried out:-

Flea infestation	0000	0000	5
Bug infestation	0000	0000	4
Maggot infestation	0000	0000	1
Fly infestation	0000	0000	3
Cockroach infestation	0000	0000	1
Ant infestation	0000	0000	1

FOOD POISONING

It is gratifying to report that it was not necessary during the year, for the Public Health Inspectors to carry out any general investigation in connection with Food Poisoning.

WATER SUPPLY

The City's water supply pumped from boreholes and wells in the chalk and distributed through iron mains on the constant system, is supplied to all the houses in the district.

Regular examinations, both bacteriological and chemical, are made of the town's water, samples being obtained to check its purity at dwellinghouses, institutions and business premises etc., as routine procedure and upon complaint. The water has no plumbo solvent action and is chlorinated before being pumped through the mains.

The results are consistently good, indicating the maintenance of a high standard of purity.

No action in respect of any form of contamination was necessary during the year.

Particulars of the number of dwelling-houses and the number of the population supplied from the public water mains - (a) Number of dwelling-houses within the statutory area of supply (including houses attached to shops) - 9,200; (b) Population supplied from the public water mains - (1) Direct to houses 27,560, (2) By means of stand-pipes - None.

WATER SUPPLY (cont'd)

Remarks - The Water is chemically and bacteriologically satisfactory for a public supply.

A typical example of the report is given below:-

Physical Examination

Taste: Normal. Colour (Hazen Units) 5. Smell: Normal. Appearance: Clear and bright. Turbidity: Nil. Microscopical Appearance: Deposit of organic debris, crystalline and precipitated chalk. No moving organisms.

General Chemical Examination

Reaction pH. 7.2	Free Chlorine:	Nil
Free Carbon Dioxide, as CO ₂	11.0	parts per million
Ammoniacal Nitrogen, as N	0.003	" " "
Albuminoid Nitrogen, as N	0.003	" " "
Nitrous Nitrogen, as N	Nil	" " "
Nitric Nitrogen, as N	3.0	" " "
Hardness, as CaCO ₃ (Wanklyn's)		
Temporary	204	" " "
Permanent	46	" " "
Permanganate figure as O (4 hours, 80 deg.F.)	0.1	" " "
Alkalinity, as CaCO ₃	234	" " "
Total Solids	315	" " "

Mineral Analysis in parts per million

Calcium, as Ca	96	Carbonate, as CO ₃	140
Magnesium, as Mg.	2.4	Chloride, as C	10
Sodium, as Na	7.0	Sulphate, as SO ₄	6.3
Iron	Absent.	Nitrate, as NO ₃	13.3
Lead	Absent.	Phosphate	Absent.
Zinc	Absent.	Fluoride	0.05
Copper	Absent.		

WATER SUPPLY (Cont'd)

Bacteriological Examination

Plate Count. Yeastrel agar 2 days 37° C. aerobically: per ml.
 Probable number of coliform bacilli, MacConkey 2 days 37° C. NIL per
 100 ml.
 " " " Faecal coli NIL per
 100 ml.

Remarks - The water is chemically and bacteriologically satisfactory for a public supply.

Extracts from Reports on Bacteriological Examination of the Water.

Date	Probable No. of Coli-form Bacilli MacConkey 2 days 37°C. per 100 ml.	Probable No. of Faecal Coli per 100 ml.	Locality where taken
23rd Feb.	Nil	Nil	14 St. Swithun's St.
25th Mar.	Nil	Nil	131 Upper Brook St.
13th May.	Nil	Nil	123 High Street.
27th May	Nil	Nil	36 Warren Road.
30th June	35	3	Chalk Pit Cottage (well water)
4th July	Nil	Nil	83 Walpole Road.
28th Sept.	Nil	Nil	3 Cathedral View.
21st Oct.	Nil	Nil	4 The Square.
23rd Nov.	Nil	Nil	39 Colson Road.
1st Dec.	Nil	Nil	Nethercliffe School, Hatherley Road.

INSPECTION AND SUPERVISION OF FOOD

Unsound Food Voluntarily Surrendered 1960

Meat	(180 tins 372 lbs imported 35 Pies 5 Pasties	Juice	6 tins
Sausages	130 lbs.	Jam	2 tins
Sausage rolls	43	Mincemeat	1 jar
Ham	103 lbs.	Paste	1 jar
Bacon	142 lbs	Peanut Butter	4 jars
Poultry	(91 lbs. 3 tins	Cheese	34 lbs.
Black Pudding	24½ lbs.	Morfat	1 tin
Fruit	(226 tins 2 lbs. 1 jar 5 pkts.	Puddings	20
Vegetables	(62 tins 7 cwt.	Frozen Egg	10 lbs.
Milk	19 tins	Margarine	3 ½ lbs.
Fish	(24 tins 1 st. cured 47 st. wet 2 pkts.	Cream	4 tins
Soup	37 tins	Rice	1 tin
		Nescafe	1 tin
		Coffee	13 tins
		Cereal	12 pkts.
		Coconut	130 lbs.
		Sago	1 tin

FOOD HYGIENE

According to the demands of newly introduced legislation or to immediate or long term health needs, priority in the work of the Public Health Inspector, will inevitably vary from year to year. It is pleasing to report, therefore, that despite the heavy demands from meat inspection and housing duties, the value of the sustained efforts of your Inspectors in connection with food hygiene is indicated by the considerable reduction in the number of contraventions found since the Food Hygiene Regulations came into force on the 1st January 1956:-

Contraventions found in 1960	-	55
" " " 1959	-	74
" " " 1958	-	152
" " " 1957	-	162
" " " 1956	-	216

In food handling, the supply of equipment must measure up to modern conceptions of the work. The equipment has now, for the most part, been provided - much of it in the spirit of co-operation and goodwill and the remainder, quite a small percentage of the whole, following stern prompting and sometimes legal proceedings. Staffs have been issued with instructions, and in many cases taught the needs of the situation.

If there is one particular point in which a significant amount of success has been achieved, it is possibly that of hand washing. The slogan "untouched by hand" however, should not mean "mauled by mucky machinery"! If those people who think that advocating the use of cake tongs automatically furthers the clean food cause, were to see the condition of some of these utensils, it is certain they would hastily revise their opinion. They might then become more insistent upon cleanliness as a basic principle to be followed, irrespective of handling methods.

Refrigeration requirements have been a great help, although in many cases there is a tendency to feel that in the refrigerator lies the key to the whole problem. Consequently, other hygiene requirements are neglected. On the question of wrapping of food, some traders still avoid the use of clean wrapping papers and yet more ease their conscience by the use of a few square inches of paper laid across the centre of a sheet of newspaper. Perhaps the greatest offenders are to be found in fish frying establishments.

Unfortunately, we still have to deal with the so-called mobile food stall which represents an anachronism in these hygiene conscious days, and which seems to be diminishing at a rate out of harmony with the needs of our times. Some are described as "converted single decker buses" - the word "converted" often a misnomer - but there is usually little attempt at conversion - with dismal results. Such contraptions as are still met on our housing estates are an embarrassment to the Health Inspector especially, when so often happens, they are called upon by the private trader to explain the difference in treatment meted out between one type of trader and another. As would be expected, however, it is usually found that the better vehicle operates from established and reputable premises, the other being more frequently the project of the back street trader who has the misfortune of trading from undesirable premises.

FOOD HYGIENE (Cont'd)

It is true that these matters can best be handled by the shopper, but although most of us like to criticise, we are often slow in offering evidence of an objection. The public health inspector has performed a wealth of spadework with managements and lectures and demonstrations to staffs. Now it is surely for the housewife to buy only where hygiene standards appear to be high.

The policy of persuasion and education practised by the Inspectors on their visits to food premises, was in nearly all cases sufficient and well rewarding, and in only two instances during the year, was it found necessary to institute legal proceedings.

Both cases, which were brought before the Magistrates concerned the same firm and involved charges for contraventions of the Food Hygiene Regulations 1955. The first offence related to a piece of wire in a fancy cake and the second offence to string in a loaf of bread.

A total fine of £10, plus £5. 5s. Od. costs was imposed by the Court.

Extraneous Matter in Food.

During the twelve months under review the following complaints were received concerning extraneous matter, odours or taints found in food:-

- | | | | |
|-----|-----------------|---|-------------------------------|
| 1) | Bacon | - | Out of Condition. |
| 2) | Cornish Pasty | - | Mouldy. |
| 3) | Lard Cake | - | Contained piece of metal. |
| 4) | Cakes | - | Mouldy. |
| 5) | Luncheon meat | - | Stained by tin. |
| 6) | Sandwich Spread | - | Out of Condition. |
| 7) | Salad Cream | - | Out of Condition. |
| 8) | Pork Pie | - | Mouldy. |
| 9) | Cake | - | Contained piece of wire. |
| 10) | Fish | - | Contained tape worm. |
| 11) | Loaf of Bread | - | Dirty. |
| 12) | Pork Pie | - | Mouldy. |
| 13) | Vinegar | - | Infested with "vinegar eel" |
| 14) | Loaf of Bread | - | Contained piece of string. |
| 15) | Cornish Pasties | - | Mouldy. |
| 16) | Loaf of Bread | - | Insect embedded in substance. |
| 17) | Loaf of Bread | - | Dirty. |
| 18) | Minced Chicken | - | Out of Condition. |
| 19) | Cheese | - | Contained foreign matter. |

Inspection and registration of Food Premises, etc.

The number of food premises inspected during 1960 totalled 1,611 being 63 less than the previous year.

Bacteriological sampling of milk, etc.	21
Bakehouses	47
Butchers' Shops	84
Canteens, Kitchens and Restaurants	111
Mobile Cafes and Shops	12
Confectioners	3
Dairies and Milkshops	76
Examination of food stuffs	128
Food and Drug sampling	100
Food poisoning investigations	-
Food preparing premises	36
Food Vehicles	1
Fishmongers and Poulterers	42
Fried Fish shops	6
Fruiterers and Greengrocers	32
Grocery and provisions	226
Ice cream sampling	14
Ice cream vendors	36
Licensed premises	22
Slaughterhouses	530
Water sampling	10
Miscellaneous	126
Bacteriological Examination of Milk Bottles etc.	78
Examination of detergents for above	20
			1,611

Details of improvements effected during the year:-

Rooms cleansed	11
Floors renewed or repaired	4
Ceilings repaired	3
Artificial lighting improved	7
New sinks installed	6
Wash hand basins installed	5
Constant hot water provided	4
Equipment cleansed	1

Of the 100 samples of food taken and submitted for analysis, 12 were reported as falling short of the required standard composition, as being adulterated or giving rise to other irregularities.

Details of these irregular samples are set out in the following table:-

Serial No.	Article	Formal (F) or Informal (I)	Nature of Adulteration of Irregularity	Remarks
96 (23.12.60)	Cough Mixture	I	Sample deficient in declared Glycerol content	Manufacturer Advised
9 (21.1.60)	Glycerine Lemon and Ipecacuanha	I	1% Glycerine not considered to justify mixture being called Glycerine Lemon and Ipecacuanha	Manufacturer advised and Glycerine content subsequently raised to 3%
5 (20.1.60)	Saccharin Tablets	I	Deficient in Saccharin	Manufacturer Advised
75 (10.11.60)	Beef Suet	I	Sample 6.6% deficient in fat calculated on the minimum standard fixed by the Food Standard (Shredded Suet) Order, 1952.	Manufacturer Advised
45 (25.5.60)	Butter Confectionery	I	Deficient in butter content	Manufacturer Advised
56 (22.7.60)	Table Jelly	I	Sample failed the setting test	Manufacturer Advised.

FOOD HYGIENE (Cont'd)

Serial	Article	Formal (F) or Informal (I)	Nature of Adulteration or Irregularity	Remarks
59 (24.8.60)	Luncheon Meat	I	Sample was 9.6% deficient in meat content based on the standard agreed by the Food Manufacturers & Association of Public Analysts.	Importers and Manufacturers advised
64 (24.8.60)	Luncheon Meat	I	Sample was 7.1% de- ficient in meat content based on the above standard	Importers and Manufacturers advised
51 (22.7.60)	Meat Paste	I	Sample 3.2% deficient in meat content	Manufacturers advised
54 (22.7.60)	Fish Paste	I	Sample 9.8% deficient in fish content	Manufacturers advised
18 (18.2.60)	Pork Sausages	I	Sample deficient in meat content	Formal sample taken
23 (4.3.60)	Pork Sausages	F	Sample deficient in meat content	Warning letter sent

Article	No. Examined			No. adulterated or otherwise giving rise to irregularity.			Remarks
	F.	Inf.	Total	F.	Inf.	Total	
Liquid Paraffin		2	2				
Cough Mixture		3	3		1	1	Manufacturer Advised
Glycerine Lemon & Ipec.		2	2		1	1	do.
Saccharin Tablets		2	2		1	1	do.
Coffee		6	6				
Condensed Milk		2	2				
Evaporated Mild Milk	5	2	2				
Cheese		4	4				
Lard		3	3				
Beef Suet		3	3		1	1	do.
Butter		2	2				
Butter Confectionery		6	6		1	1	do.
Cake Mixture		2	2				
Mincemeat		4	4				
Jam		4	4				
Lemon Curd		4	4				
Leomon Cheese		1	1				
Soft Drinks		3	3				
Custard Powder		3	3				
Table Jelly		4	4		1	1	do.
Salad Cream		3	3				
Curry Powder		3	3				
White Pepper		3	3				
Luncheon Meat		6	6		2	2	do.
Meat Paste		1	1		1	1	do.
Fish Paste		3	3		1	1	do.
Minched Chicken		2	2				
Pork Sausages	1	4	5	1	1	2	Warning letter sent
Beef Sausages		4	4				
Soup		3	3				
	6	94	100	1	11	12	

REGISTRATION OF FOOD PREMISES - SECTION 16

FOOD & DRUGS ACT, 1955.

One "Certificate of Registration" was granted by the Council during 1960, for the sale of fried fish and chipped potatoes. The total number of premises now registered under the Act for the manufacture of preserved food is 31.

SHOPS ACT.

With the exception of the provisions regarding hours of closing and employment of young persons which are dealt with by a part-time officer, the whole of the Shops Act, 1950 is administered by the Department.

Eighty-five shops in the City area were inspected during the year in connection with the retail distributive trade as prescribed by the provisions of the Shops Act, 1950.

These duties include the periodical inspection and recording of the necessary particulars of all shops and places where retail trade is carried on, certain wholesale establishments and warehouses. Inspections to ascertain that a suitable standard is provided and maintained regarding sanitary accommodation and washing facilities; ventilation, temperature and lighting; facilities for the taking of meals and the provision of seating accommodation for female assistants.

Several defects and contraventions were discovered and referred to the persons responsible. These matters received prompt attention and were dealt with informally.

Details of improvements effected during the year are as follows:-

W.C. Compartments cleansed	5
W.C. pans renewed	1
Cleansing of Staff Rooms	2
Cleansing of Store Rooms	4
Seating Accommodation provided (Sec.37)		1
Heating arrangements improved	2

In order that newly constructed shop premises shall conform with the requirements of the Shops Act, the City Engineer forwards plans of proposed shops to the Health Department for observation before the plans are approved.

MERCHANDISE MARKS ACT

The following imported foodstuffs are required to be marked with an indication of country of origin or the words "foreign" or "empire" on exposure for retail sale; meat, bacon, ham, fresh apples, raw tomatoes, shell eggs, dried eggs, currants, sultanas, oat products, honey, frozen or chilled salmon or sea trout, butter, dead poultry.

MERCHANDISE MARKS ACT (Cont'd)

General compliance by traders with the provisions of the Marking Orders has been good, although some confusion has arisen in the shops with the marking of imported tomatoes during the late Spring and early Summer, when English, Canary, Channel Isle and Continental tomatoes have been available simultaneously.

Public Health Inspectors paid 384 visits to food shops under the provisions of other Acts and at the same time to observe compliance with the provisions of the Marking Orders.

EXTRACTS FROM REPORTS

BACTERIOLOGICAL EXAMINATION OF SWIMMING BATH WATER.

There are ten swimming baths in use in the City, two owned by the Corporation, four owned by the County Council, and the remaining four baths privately owned.

All the baths were visited and apart from two which form part of the River Itchen, the water was sampled to ensure that the recommended standards of the Ministry of Health were observed. The pH value, free residual chlorine and bacterial content of samples, were found to be consistently high.

At eight baths the water is supplied from the Corporation mains; at three of these the water is continuously circulated, (with a 6 hour turnover), filtered and chlorinated, a "fill and empty" system with breakpoint chlorination being employed at five of the remaining baths.

Date	Probable No. of Coli form Bacilli Mac-Conkey - 2 days 37°C per 100 m.l.	Probable No. of Faecal Coli per 100 m.l.	Bath from which sample was taken	Remarks
5th May	Nil	Nil	Public Bath	
1st June	Nil	Nil	County School	
1st "	3	Nil	Private School	Advice given
1st "	Nil	Nil	Private School	
1st "	Nil	Nil	Public Bath	
1st "	1	Nil	Special School	Advice given
1st "	5	Nil	County School	Advice given
14th "	Nil	Nil	County School	

Bacteriological Examination of Swimming Bath Water (Cont'd)

Date	Probable No. of Coliform Bacilli Mac-Conkey - 2 days 37°C per 100 m.l.	Probable No. of Faecal Coli per 100 m.l.	Bath from which sample was taken	Remarks
14th June	Nil	Nil	Private School	
20th "	Nil	Nil	Public Bath	
20th "	Nil	Nil	County School	
20th "	1	Nil	Special School	Advice given
6th July	5	Nil	County School	Advice given
6th "	Nil	Nil	Special School	
6th "	Nil	Nil	County School	
18th Aug.	Nil	Nil	Public Bath	

MEAT INSPECTION

As in past years, 100% meat inspection has been maintained and it will be noted that the time spent at the Winnall Abattoir during normal working hours has greatly increased, whilst overtime has remained static.

		<u>Normal Time</u>	<u>Overtime</u>	<u>Total</u>
<u>Hours:</u>	1960	829	323	1152
	1959	497	331	828
<u>Visits made:</u>	1960	347	183	530
	1959	357	193	550

General Statistics.

(a) Number of Animals Slaughtered and Inspected

	<u>Beasts</u>	<u>Calves</u>	<u>Sheep</u>	<u>Porcine</u>	<u>Total</u>
1960	3469	3275	4680	13,342	24,766
1959	1821	1249	3362	9,181	15,613
1958	1068	1081	1523	6,214	9,886

MEAT INSPECTION (cont'd)General Statistics(b) Estimated Weight of Carcasses and Offal Inspected

		<u>Tons</u>	<u>Cwts.</u>	<u>Qtrs.</u>	<u>Lbs.</u>
Routine Slaughter	1960	1846	7	1	26
	1959	1037	14	1	0
	1958	650	13	2	8
By Notice M.A.F.F.	1960	32	2	3	12
	1959	24	9	2	0
	1958	29	0	1	12
Total	1960	1878	10	1	10
	1959	1062	3	3	0
	1958	679	13	3	20

It is interesting to compare these figures with those shown in some previous reports over the past 20 years. Prior to 1940 there were 9 slaughterhouses in the City which required a large number of visits to inspect a lesser number of animals.

1940 322 visits made and 14,288 animals inspected. During this year, all slaughtering was centralised at St. George's Street by the Ministry of Food, when a radius of approximately 5 miles was served by the Slaughterhouse.

1955 540 visits were made and 17,564 animals inspected. It was this year that the Ministry relinquished slaughtering and it left the St. George's Street Slaughterhouse the only survivor of the original nine which had been functioning in 1940.

The action of decontrol appeared to immediately boost the slaughter of pigs from the area, with the result that 11,566 were killed against an average for the past 15 years of 500.

The year also marked the end of the old St. George's Street slaughterhouse, before it was eventually closed in 1956 as a result of the New Winnall Abattoir becoming operative.

MEAT INSPECTION (Cont'd)

General Statistics

(c) Estimated Weight and Percentage Weight of Carcasses and Offal Condemned

		<u>Tons</u>	<u>Cwts.</u>	<u>Qtrs.</u>	<u>Lbs.</u>	<u>%</u>
Routine Slaughter	1960	18	3	1	23	0.97
	1959	6	0	3	10	0.57
	1958	4	17	1	24	0.72
By Notice M.A.F.F.	1960	1	10	3	9	0.08
	1959	1	19	1	26	0.18
	1958	2	16	0	21	0.35
Total	1960	19	14	1	4	1.05
	1959	8	0	1	8	0.75
	1958	7	13	2	17	1.13

(d) Tuberculosis

The pronounced fall in the occurrence of Tuberculosis in routine meat inspection, is emphasized by the fact that during 1960 only 0.12% of animals inspected were found to be affected, as against 32.12% in 1950.

(e) Percentage of Meat and Offal Condemned from Animals Slaughtered under the Tuberculosis Orders

Expressed as a percentage of the total meat and offal condemned:-

1960	-	79%
1959	-	25%
1958	-	37%

These figures form a silent acclamation of the effect of the "Tuberculosis" (Slaughter of Reactors) Order, 1950 and the "Tuberculosis" (Southern England Eradication Areas) Order 1957, on this one time cause of wholesale condemnation.

The gradual extermination of Tuberculosis in cattle seems to have had a pronounced effect on its occurrence in pigs, viz:-

1950	332	slaughtered	and	8.0%	infected
1955	11,556	"	"	0.89%	"
1960	13,342	"	"	0.62%	"

General Statistics

(e) - Percentage of Meat and Offal Condemned from Animals Slaughtered under the Tuberculosis Orders (Cont'd)

This, however, may be associated with the improvement in conditions effected by the Diseases of Animals (Waste Foods) Order, 1957, which in effect requires the boiling of all swill. The steady decline of Tuberculosis in food animals, however, rather tends to emphasize the loss of offal from other and probably less widely known causes. For instance, the incidence of parasitic diseases in the livers of animals slaughtered for human consumption is very high. This is particularly expressed by the fact that over two tons of liver from cattle and sheep were condemned because of liverfluke (Fascioliasis).

Another cause of loss of liver is "Milk Spot" caused by the migration of the larvae of the common intestinal round worm (*Ascaris Lumbricoides*) to the livers of pigs. For this reason, over one ton of pigs liver was diverted from human consumption during 1960.

(f) Cysticercus Bovis

Careful examination was made of all cattle slaughtered for human consumption to detect the presence of this parasite and six animals were found to be affected. The location of the cysts found were as follows:-

Masseter Muscle and Heart:	5
Heart only:	1

In each case the carcasses were consigned to cold storage at Southampton for the periods recommended by Memo. 3 (Meat), the Chief Public Health Inspector there, being duly informed and release supervised by him after expiration of the approved period.

MEAT CONDEMNED - CONDITIONS OTHER THAN TUBERCULOSIS

	Beasts	Calves	Sheep	Porcine
<u>Carcasses & Organs</u>				
Septic Pericarditis	3	1		2
Gangrene	2	1	3	4
Extensive Bruising	3			
Fevered	3	6	1	1
Dropsy & Emaciation	2		1	1
Septicaemia	4		1	4
Septic Pneumonia	2	1		
Emaciation	1			1
C/F	20	9	6	13

MEAT CONDEMNED - CONDITIONS OTHER THAN TUBERCULOSIS (cont'd)

	B/F	Beasts	Calves	Sheep	Porcine
<u>Carcases & Organs (Cont'd)</u>		20	9	6	13
Advanced Anaemia		1	1		1
Bruised & Oedema		2			
Acute Metritis		1			
Immaturity			2	1	
Septic Pleurisy			3	3	4
Septic Peritonitis			1		4
Pyæmia			1		1
Carcinoma			2		1
Oedema				2	
Suffocation					1
Jaundice					2
Erysipelas					2
Leukaemia					1
Total		24	19	12	30
<u>Organs or Parts of Carcasses</u>					
<u>Parts of Carcasses -</u>					
Bruising		547 lbs			142 lbs
Abscess		12 lbs		16 lbs	12 lbs
Joint-ill					6 lbs
Urticaria					22 lbs
Total		559 lbs	-	16 lbs	182 lbs
<u>Heads & Tongues -</u>					
Cysticercus Bovis		6			
Actinomycosis		8			
Abscess		6			1
Actinobacilliosis		6			
Total		26	-	-	1
<u>Livers -</u>					
Fascioliasis		318		241	
Abscess		62	2		
Telangiectasis		201			
Echinococcus		2		1	
Fatty Change		38	8		23
Oedema		1			
Hydatid Cysts		17	1		
Pyæmia		10	1		
Jaundice			1		
Necrosis			1		4
Muellaris Capillaris				5	
Milk Spot					781
Peritonitis					87
Total		649	14	247	895

MEAT CONDEMNED - CONDITIONS OTHER THAN TUBERCULOSIS (Cont'd)

<u>Organs or Parts of Carcasses</u>	Beasts	Calves	Sheep	Porcine
Lungs -				
Pleurisy	31		5	228
Pneumonia	41			459
Emphysema	28			
Hydatid Cysts	42			
Fascioliasis	5			
Abscess	2			
Actinobacilliosis	1			
Melanosis		1		
Muelleris Capillaris			129	
Total	150	1	134	687
Guts -				
Inflammation	3			
Pentastomes	3			1
Total	6	-	-	1
Spleen -				
Inflammation	1			
Congestion	2			
Haemorrhage	1			
Total	4	-	-	-
Kidneys -				
Nephritis	8	2		20
Hydronephrosis	6			6
Hydatid Cysts	2			5
Fatty Change	3			
Ruptured		1		
Haemorrhage		1		
Total	19	4	-	31
Hearts -				
Pericarditis	4		1	239
Cysticercus Bovis	5			
Total	9	-	1	239
Tripe -				
Decomposition	39			
Total	39	-	-	-

MEAT CONDEMNED - TUBERCULOSIS

	Beasts	Calves	Porcine
Carcases & Organs, complete	7- wt. 2137 lbs	-	1-wt. 72 lbs.
Heads & Tongues	15	-	93
Lungs	38	-	1
Livers	5	-	3
Guts	26	-	1
Parts of Carcases	237 lbs	-	-

(g) Numbers of animals slaughtered and numbers found infected (differentiating between those killed at routine slaughter and those slaughtered under notice by the Veterinary Officer of the Ministry of Agriculture, Fisheries & Food.)

	Year	Cows		Heifers		Bullocks		Bulls		Calves		Swine	
		No. Ins-pect-ed.	% Posi-tive	No. Ins-pect-ed.	% Posi-tive	No. Ins-pect-ed.	% Posi-tive	No. Ins-pect-ed.	% Posi-tive	No. Ins-pect-ed.	% Posi-tive	No. Ins-pect-ed.	% Posi-tive
Routine Slaughter	1960	1352	.30	1030	Nil	945	Nil	22	Nil	3274	Nil	1334	.71
	1959	755	.13	589	Nil	383	.52	5	20	1245	Nil	9181	1.04
By Notice M.A.F.F.	1960	63	61.9	44	50	13	53.84	-	-	1	Nil	-	-
	1959	75	92	10	100	6	83.33	-	-	4	100	-	-

(h) Extent of Infection

		Year	Cows	Heifers	Bullocks	Bulls	Calves	Swine
		Routine Slaughter	Generalised	1960	-	-	-	-
		1959	-	-	-	-	-	-
	Localised	1960	4	-	-	-	-	82
		1959	1	-	2	1	-	96
By Notice M.A.F.F.	Generalised	1960	5	2	-	-	-	-
		1959	-	-	-	-	-	-
	Localised	1960	34	20	7	-	-	-
		1959	69	10	5	-	4	-

MEAT MARKING

There is no scheme of meat marking in force in the district under Part III of the Public Health (Meat) Regulations, 1924.

Foods Judged as Unfit

It is emphasized that condemned meat is not sold or used for human consumption in any form. Some of the meat, however, is utilised by a zoo and the remainder manufactured into fertilizers, bone meal, etc. Other condemned foodstuffs are disposed of by burning at the Corporation's Pumping Station.

Hygiene of Meat Transport

Attention was again directed to the handling of meat in transit to the retail butchery premises, not only from Winnall Abattoir, but also from other sources. Frequent observation is kept on the vehicles used and inspection has revealed little cause for complaint as far as cleanliness is concerned. Protective clothing used by personnel engaged in carrying of meat was also given attention, and it was found to be maintained satisfactorily.

CO-OPERATION WITH NATIONAL VETERINARY SERVICE

In all cases where tuberculous pigs and calves can be traced to the farms on which they have been reared, the Veterinary Officers of the Ministry of Agriculture, Fisheries and Food are informed and given details of the sites of infections revealed on post-mortem examination.

DISEASES OF ANIMALS (WASTE FOODS) ORDER, 1957.

To reduce the risk of spreading foot and mouth disease and other animal diseases, the Gowers Committee on Foot and Mouth Disease recommended that, with the exception of Local Authorities, collectors of substantial waste food should be licensed. Effect has been given to this recommendation by the Diseases of Animals (Waste Foods) Order, 1957.

The Order provides that, in general, every collector of waste foods must boil the material in a licensed plant before feeding it or re-distributing it for feeding purposes.

In accordance with the terms of the Order, inspection of the plant and equipment at each of the existing 15 premises was found to be satisfactory during the year. For various reasons 4 licensed plants were closed.

MILK SUPPLY

At the end of 1959 there were only three Cowkeepers on the register. The number of dairies and milk shops other than those belonging to Cowkeepers was 6.

The visits of inspection made were 12.

Particular attention is directed to the general cleanliness of dairy premises and on the whole, the standard has been maintained at a high level. In no instance was it found necessary to institute legal proceedings in respect of contravention of Milk and Dairies Regulations.

MILK SUPPLY (Cont'd)

Because of the very nature of milk and the re-use of bottles, churns and other vessels used in its distribution, all these containers are necessarily subject to special treatment to ensure safety and cleanliness.

Complaints

Dairy men in Winchester complain that the condition of returned bottles present them with acute difficulties. Their complaints are worthy of very careful consideration, and of action, by all consumers. Not only are bottles frequently returned unrinsed, but they commonly contain appreciable quantities of milk with caps and straws inside, while a number of instances of misuse have been recorded, in that bottles have been found to contain paint, paraffin oil, etc. Such bottles present the dairyman with a most difficult problem for the foreign matter is so frequently incapable of removal.

Another feature has been the increase in dumping crates of empties (milk and orange juice bottles) at the roadside to facilitate collection. The exposure of dirty sticky bottles to dust from the roadway can only be regarded as undesirable and ultimately giving rise to additional and unwarranted strain on bottle washing arrangements.

Every opportunity is used to urge care by the general public not to misuse milk bottles required for re-use, and a need for a detailed check of bottles prior to re-use is regularly emphasized to the trade.

Bottle Washings

As a check upon the efficiency of bottle washing, a small number of samples were again taken with the following results:-

Mean Bottle Count, reckoned as Bacteria per Pint Bottle

<u>Samples Taken</u>	<u>Under 600.</u>	<u>Over 600 but less than 2,000</u>	<u>Over 2,000</u>
78	37	14	27
Where not more than 600	=	Satisfactory.	
Over 600 but less than 2,000	=	Fairly Satisfactory.	
Over 2,000	=	Unsatisfactory.	

Resulting from the adverse reports, the management of the Dairy Company concerned, had the obsolete bottle washing machine replaced with a new one. Subsequent bacteriological reports have proved satisfactory.

AVERAGE DAILY CONSUMPTION OF MILK IN WINCHESTER

Description	Daily Consumption in Gallons	Percentage of whole
Pasteurised	2561.0	74.33
T.T. Pasteurised	385.5	11.32
Channel Island T.T.	133.0	3.92
" " Pasteurised	337.0	9.85
Sterilised	12.5	0.42
Homogenised	4.0	0.12
Skimmed	0.5	0.02
Goats Milk	0.5	0.02
Total	3446.0	100.00

Average daily consumption of milk

in pints per day per head of population = 1.0 pint

Amount of milk bottled in Winchester in

Gallons per day = 345 gallons

(Farm & Dairy Bottled T.T.)

SAMPLING OF MILK FOR GOOD KEEPING QUALITY AND FOR
EVIDENCE OF ADEQUATE PASTEURISATION OR STERILISATION

Samples of Milk taken for Methylene Blue and B. Coli Tests:-

	<u>Non-Descript</u> <u>Raw Milk</u>	<u>Tuberculin</u> <u>Tested Milk</u>	<u>Pasteurised</u> <u>Milk</u>	<u>Tuberculin</u> <u>Tested</u> (Pasteurised)
Total No. taken	-	1	30	-
No. Satisfactory	-	1	30	-
No. Unsatisfactory	-	-	-	-
Percentage Unsatis- factory	-	-	-	-

SAMPLES OF MILK TAKEN FOR PHOSPHATASE TEST

	<u>Pasteurised Milk</u>	<u>Tuberculin Tested</u> (pasteurised) Milk.
Total No. taken	30	-
No. Satisfactory	30	-
No. Unsatisfactory	-	-

ICE CREAM

The application of the Food Hygiene Regulations 1955/57, has helped to secure improvement in the equipment, and vehicles used for the sale of ice cream. All vehicles operating in Winchester now carry supplies of hot water, together with facilities for the vendor to secure cleanliness.

Bacteriological Examination of Ice Cream

1960	Total	Methylene Blue De-colourisation Test		Ministry of Health Provisional Grades			
		Satisfactory	Unsatisfactory	1	2	3	4
No. of Samples taken	14	14	-	14	-	-	-

The number of premises newly registered for the sale of ice cream during the year was seven, bringing the total number for such premises now on the register to 132.

Registrations for the sale of ice cream during recent years have been mainly of premises equipped with totally enclosed, automatic, cabinet refrigerators and selling this commodity in sealed packets only. Shops no longer use the open ice tub.

Regular visits of inspection made to ice cream premises have found the general standard of cleanliness to be good and in no instance was it necessary to institute legal proceedings in respect of dirty premises or equipment.

There was no case of infection reported to the Department during the year which could be traced to eating ice cream. Of the samples taken for bacteriological report, all were placed in Grade 1 and were therefore satisfactory.

A point may be mentioned in connection with the wrapping of ice lollies. Until comparatively recently most lollies have been sold unwrapped. Some makers have deemed it to be an improvement to cover the edible portion with what is usually a thin semi-transparent waterproof paper, frequently bearing some printed design and perhaps a brand name. The produce then becomes a "pre-packed" food for the purposes of the Labelling of Food Order. Thus, so long as there is no specific food standards order for ice lollies, it is necessary to print upon any such wrapper a declaration of ingredients in order of percentage. In particular if saccharin should be one of the ingredients, it would be necessary to include it in the declaration.

In connection with the examination of four wrapped lollies, in addition to the normal tests for impurities, further analysis was made to check the correctness of the declarations.

ICE CREAM

FACTORIES ACTS 1937 and 1948

Part 1 of the Act

1. Inspections for the purpose of provisions as to health (including inspections made by Public Health Inspectors)

Premises	Number on Register	Inspections	Written Notices	Occupiers Prosecuted
(i) Factories in which Sects. 1,2,3,4 & 6 are to be enforced by Local Authorities	17	8	-	-
(ii) Factories not included in (i) in which Sect.7 is enforced by the Local Authority	142	85	12	-
(iii) Other premises in which Sec. 7 is enforced by the Local Authority (excluding out-workers premises)	1	2	1	-
TOTAL	160	95	13	-

2. Cases in which DEFECTS were found -

Particulars	Number of cases in which defects were found			Number of cases in which prosecutions were instituted.
	Found	Remedied	Referred To H.M. Inspector By H.M. Inspector	
Want of cleanliness (S.1.)	4	2	-	-
Overcrowding (S.2)	-	-	-	-
Unreasonable temperature (S.3)	-	-	-	-
Inadequate ventilation (S.4)	-	-	-	-
Ineffective drainage of floors (S.6)	-	-	-	-
Sanitary Conveniences (S.7)				
(a) Insufficient	2	2	-	-
(b) Unsuitable or defective	11	6	-	-
(c) Not separate for sexes	1	1	-	-
Other offences against the Act (not including offences relating to Outwork)	2	1	2	-
TOTAL	20	12	2	-

Outworkers.

The employment of outworkers in specified classes of work is supervised by the Public Health Inspectors operating under the provisions of the Public Health Act and the Factories Act. These provisions relate to the employment of persons in unwholesome premises and to the prevention of the spread of infectious disease by articles made by outworkers.

Outworkers (Cont'd)

There are 29 outworkers on the register, 15 being resident in the City. 10 firms in Winchester employ a total of 27 outworkers, 2 outworkers resident in the City are employed by firms outside. In every case the work is associated with the clothing trade.

12 inspections of houses in which outwork is carried out were made under the provisions of the Factories Act and Public Health Act. No unsatisfactory conditions were found.

Other matters

Instances of failure to affix abstract dealt with	13.
Number of underground bakehouses on register at end of year	0.

RODENT CONTROL

PREVENTION OF DAMAGE BY PESTS ACT, 1949.

REPORT FOR 12 MONTHS ENDED 31st DECEMBER, 1960.

	TYPE OF PROPERTY				
	Non-Agricultural				(5) Agricul- tural
	(1) Local Authority	(2) Dwelling Houses (inc. Council Houses.)	(3) All other (including Business Premises)	(4) Total of Cols. (1) (2) & (3)	
I Number of prop- erties in Local Authority's District	42	8823	1437	10,302	40
II Number of prop- erties inspected as a result of:-					
(a) Notification	12	499	197	708	-
(b) Survey under the Act	23	311	89	423	40
(c) Otherwise (e.g. when visited primarily for some other purpose	2	46	26	74	-

	TYPE OF PROPERTY				
	Non-Agricultural				(5) Agricul- tural
	(1) Local Authority	(2) Dwelling Houses (inc. Council Houses)	(3) All other (including Business Premises)	(5) Total of Cols (1) (2) & (3)	
III Total inspec- tions carried out including re-inspections	131	3,404	1,087	4,622	248
IV Number of prop- erties inspect- ed under Sect. II which were found to be in- fested by:					
(a) Rats (Major	1	-	-	1	-
(Minor	25	402	191	618	37
(b) Mice (Major	-	-	-	-	-
(Minor	9	281	79	369	-
V Number of in- fested pro- perties (in Sec. IV) treat- ed by the L.A.	35	683	270	988	37
VI Total treatments carried out in- cluding re- treatments.	66	1,454	349	1,879	48
VII Number of no- tices served under Sec. 4 of the Act:					
(a) Treatment	-	6	42	48	-
(b) Structural Work (i.e. proofing)	-	3	1	4	-
VIII Number of cases in which default action was taken following the issue of a no- tice under Sect. 4 of the Act.	-	-	-	-	-

	TYPE OF PROPERTY				
	Non-Agricultural				(5) Agricultural.
	(1) Local Authority	(2) Dwelling Houses (inc. Council Houses)	(3) All other (including Business Premises)	(4) Total of Cols. (1) (2) & (3)	
IX Legal proceedings	-	-	-	-	-
X Number of "Block" control schemes carried out.	-	100	-	-	-

The number of dead rats that were collected totalled 823. The estimated kill was 2,706.

Poison used - Z.P. Bread Rusk and Warfarin.

Summary of Block Control undertaken during the year.

A total of 750 premises were inspected during the year when 61 treatments, either partial or complete were carried out.

Partial treatments consisted of test baiting on premises where evidence of rodent activities were found. Where baits showed a "no take" the treatments were discontinued.

In addition to the above, schools, hospitals, the Hants. Constabulary H.Q. and other large properties, making a total of 10 in all were treated.

The estimated kill was 55 rats.

Sewer Treatment

Routine treatment of the City's sewer system has continued throughout the year. There are some 48 miles of sewer with approximately 1650 manholes. The routine treatment of sewers has substantially reduced the rat population, but owing to the distance between manholes in the older sections of the sewers, it is not possible at present to eradicate completely the rat population. It is known that rats living in between such points do not normally "migrate" very far from their usual haunts in such circumstances, because of the ample food supply available to them in the sewer.

These facts only serve to emphasize the difficulties of rodent control as applied to the sewers, and when it is realised that practically all reports of rat infestation which occur near the City centre can be traced back to a defective drainage system, then the importance of continued sewer baiting will appear in the right perspective.

Treatment using Zinc Phosphide and Warfarin

(a)	Manholes lifted	140
(b)	Number of manholes baited	140
(c)	Number of manholes showing prebait take	4
(d)	Number of manholes showing complete prebait take	2
(e)	Scheme of baiting used Consecutive days (e.g. consecutive days, or 4th, 6th and 8th days)	
(d)	Number of manholes test baited in conjunction with treatment and not included in No. 2 above	24

As a result of flood conditions there were 20 less manholes baited than in the previous year.

Administration.

The duties of the Corporation under the Prevention of Damage by Pests Act, 1949, are carried out in co-operation with the technical staff of the Ministry of Agriculture and Fisheries, and close liaison is maintained with regional officers of the Ministry.

The Act states that every local authority shall take steps as may be necessary to ensure that as far as is practicable, the administrative area of the authority is kept free from rats and mice. It is also necessary to require owners and occupiers of land to fulfil their statutory obligations as to the repression of rodents; a local authority must take eradicatory action respecting rodents on land in their own occupation.

The Act requires occupiers to notify the local authority should their premises or land become infested with rats or mice in substantial numbers. In order to meet these obligations, two rodent operatives are employed in a continuous survey of the City, in addition to inspections and investigations arising from notifications and complaints about infestations.

Rats are so prolific that complete extermination is impracticable, but infestation of premises can be controlled by the exercise of vigilant and continuous repressive measures.

Complaints.

As in previous years, it is clear that the demand for the services of the Rodent Control staff has increased, mainly due to the fact that the public are becoming conscious of the facilities made available by the Corporation to deal with infestations of rats and mice.

It was noticeable that during and immediately after heavy falls of snow early in the year, complaints were received from occupiers of houses in suburban areas, that rats were feeding off food put out for the birds, and it is possible that during the hard winter rats are in this way attracted nearer to the houses than usual. In order to avoid this, it is important that precautions should be taken to place the food out of their reach.

Complaints (Cont'd)

During the year, 420 complaints were received concerning infestations of premises not previously known by the Department to have been infested. This represented an increase of 19 (4.5 per cent) on the number received during 1959. This increase, however, is not considered to reflect the actual trend of infestation, but rather to the desire of occupiers to seek advice.

The incidence of premises found to be infested has remained greatest in the more central older areas, where there is the largest amount of dilapidated property and significant defects in drainage systems.

Causes of Infestation

The rat population of the City is such that only constant vigilance can offer any prospect of effective control of the inroads of rats into the sanitary and economic life of the people. Whilst vigilance must be exercised by the Department in the course of its statutory duties, it is equally important that every occupier of premises shall be determined not to accept infestations as a necessary evil, until they assume acutely embarrassing dimensions. Further, although notifications of infestations are legally required, many occupiers or owners do not notify the Department but deal with the trouble themselves. They should not, however, be satisfied with action virtually limited to effects, but should ensure that causes are also dealt with.

Obviously rats do not limit their depredations to individual premises and the Department can, where necessary, secure "block" treatment to achieve the most effective action directed against both causes and effects, action which cannot be anticipated from isolated unco-ordinated efforts of separate occupiers.

Revisits of Treated Premises

In all cases, treatment by the Department is followed by post-baiting and revisits to determine the efficiency of the work. These revisits continue until there is no evidence of bait taken, nor other visible signs of infestation.

During the year, 4,622 visits were made by the operators to infested premises.

At 2,179 of the premises concerned, it was found that the treatments had cleared the infestations. This total includes 1,879 premises cleared by treatments undertaken by the Department, the remainder having been dealt with satisfactorily by occupiers or operating companies.

It is interesting to note that the increased availability of the anti-coagulant rodenticide warfarin tends to produce corresponding increase in the number of persons who undertake treatment of their premises themselves.

Extermination by Private Operating Companies

Rodent destructive measures continue to be carried out by private operating companies and other individuals on a contract basis with owners and occupiers.

It is not obligatory nor customary for such operators to notify the Department when their services are being used and generally, unless ascertained in the course of a survey, the Department is not informed of their activities.

INCOME

The work of disinfection and rodent control during 1960 realised £289.13s.6d. This figure being £67.13s.6d. less than the previous year as a result of decreased activities in eradication of wasps and other pests.

Rodent Control Contracts	£228. 0s. 0d.
Rodent Control Complaints	£30. 2s. 0d.
Wasps and other Insects	£31.11s. 6d.

PIGEONS

Resulting from complaints received from occupiers of private dwellings and business premises of nuisance from wild pigeons a total of 112 birds, 25 squabs and 25 eggs were destroyed by trapping. Some premises from which pigeons had been removed have now been renovated with great improvement to the structure.

AGRICULTURE (SAFETY, HEALTH AND WELFARE PROVISIONS) ACT 1956

The above Act placed the duty upon the Local Authority to secure the provision of satisfactory sanitary conveniences in agricultural units which, broadly speaking, include farms or any land on which produce is grown for sale or for consumption, such as nursery grounds and market gardens.

On the passing of the Act, a Schedule of such premises was prepared and visits were carried out to ensure that the requirements were complied with.

The number of premises in the City known to the Department is 9, and at the request of the Ministry of Agriculture, Fisheries & Food, a special report was submitted during the year. 12 visits were made to this class of premises for the purpose of the Act, and three Notices were served. The matters were dealt with informally.

DRAINAGE WORK

Defects and Repairs

In connection with the investigation of complaints about choked or leaking drains, it proved necessary to apply the provisions of Section 48 of the Public Health Act 1936, at 15 premises. Under these powers the Corporation may open up ground at private premises for the purpose of examining the condition of drains, etc., and if necessary, apply specified tests to appliances which appear to be defective. These examinations are commonly associated with evidence of percolations of water or offensive effluents into floor spaces and cellars, subsidences in yards and passages, rat burrowing and undermining.

The expeditions proceeding under Sections 61 and 62 of the Winchester Corporation Act, requiring works to be undertaken within 48 hours, was invoked at three premises in respect of serious nuisances arising from choked drains. At one of the premises the necessary work was carried out by the owner, and at the remaining properties the work was carried out in default by the Department, the sum of £31.1s.9d.

Defects and Repairs (Cont'd)

being recovered from the owners as a civil debt. Altogether, a total of 96 drainage systems were examined during the year and 91 tests applied; 60 of the tests revealed defects which included 6 public sewers or drains in combination.

Statutory Notices under the relevant sections of the Public Health Act 1936, specifying the work to be done at three premises, were also served. In one case, work was done in default, the cost of £26,15s.0d. being recovered from the owner concerned.

As a reminder of the too-ready acceptance of the benefits of modern drainage, it is hard to realise that less than a century ago "factions representing 'drainers' and non-drainers' fought fierce rhetorical battles" before the water carriage system of drainage was generally accepted.

Nowadays the element of alarm is no longer present, with practices hallowed by time being swept aside as obsolete, hazardous or wasteful. This point seems to be well illustrated in the following extract taken from a report prepared in 1910 by the Inspector to Winchester, of those days:-

"It occasionally happens that cases come under my notice which afford striking evidence of the need of supervision of sanitary work by some responsible authority. In one such instance during the year, I found in a certain house a new sink and water closet had been fixed on the third floor and the waste pipe had been fixed so as to discharge on to a lead flat, and the roof water from this flat discharged into a large rainwater cistern in the adjoining premises. No precaution was taken to ascertain that the pipe referred to had a proper outfall, therefore the adjoining premises soon became flooded with sewage. On making a further investigation into the drainage of these premises, I found that the late occupier had fixed a water closet in the basement and not connected same to the sewer, but had simply dug a large hole in the floor into which the water closet was discharging".

Since that Annual Report of 50 years ago, the techniques of drainage and sanitation have made enormous progress with new ideas on such questions as the gradients of drains, pipe sizes and materials, means of access other than manholes, and simpler methods of anti-syphonage, &c.

	Drains			Private Sewers		
	No. Satisfactory	No. Defective	No. Without Access for testing	No. Satisfactory	No. Defective	No. Without Access for testing
Inspected following complaint	2	37	-	2	3	-
Inspected following applications for Improvement Grants	6	13	4	-	1	-
Other inspections	5	5	1	-	-	-
Tested after repair	16	1	-	-	-	-
Total	29	56	5	2	4	

Sewage and Sewage Disposal

The greater portion of the City is on main drainage although some outlying areas are still serviced with cesspools. This system appears to be quite adequate.

So far as disposal is concerned, the part of the City on main drainage is drained to the Garnier Road Pumping Station from whence it is pumped to the treatment works at Morestead Farm where the results achieved are adequate.

LECTURES ETC.

As in previous years your Chief Public Health Inspector gave 4 lectures to Student Nurses at the Royal Hampshire County Hospital on matters concerning housing and food hygiene.

Talks on the work of the Public Health Inspector were also given to Pupil Midwives and upon 4 occasions staff members of the County's School Meals Service attended the Health Department for lectures on food handling, preparation and general kitchen hygiene.

PREVALENCE OF AND CONTROL OVER INFECTIOUS AND OTHER DISEASES

The following tables indicate the number of infectious diseases notified during the year.

Notification of Infectious Diseases and Food Poisoning during 1960.

Disease	Jan.	Feb.	Mar.	Apr.	May.	June	July	Aug.	Sept.	Oct.	Nov.	Dec.	Tot- al
Scarlet Fever	1		5				1						7
Whooping Cough				1		7	8		2			4	22
Rubella	1	3	6	2	1	2		1		1	2	4	23
Meningococcal meningitis							5						5
Acute poliomyelitis paralytic	-	-	-	-	-	-	-	-	-	-	-	-	-
Acute poliomyelitis non-Paralytic	-	-	-	-	-	-	-	-	-	-	-	-	-
Paratyphoid B	-	-	-	-	-	-	-	-	-	-	-	-	-
Typhoid Fever	-	-	-	-	-	-	-	-	-	-	-	-	-
Bacterial conjunctivitis	-	-	-	-	-	-	-	-	-	-	-	-	-
Dysentery	9		6	6	2				1		3	2	29
Erythema multiforme	-	-	-	-	-	-	-	-	-	-	-	-	-
Pneumonia	-	-	-	-	-	-	-	-	-	-	-	-	-
Erysipelas	1		1			3	1						6
Food poisoning						2	2						4
TOTALS	12	3	18	9	3	14	17	1	3	1	5	10	96

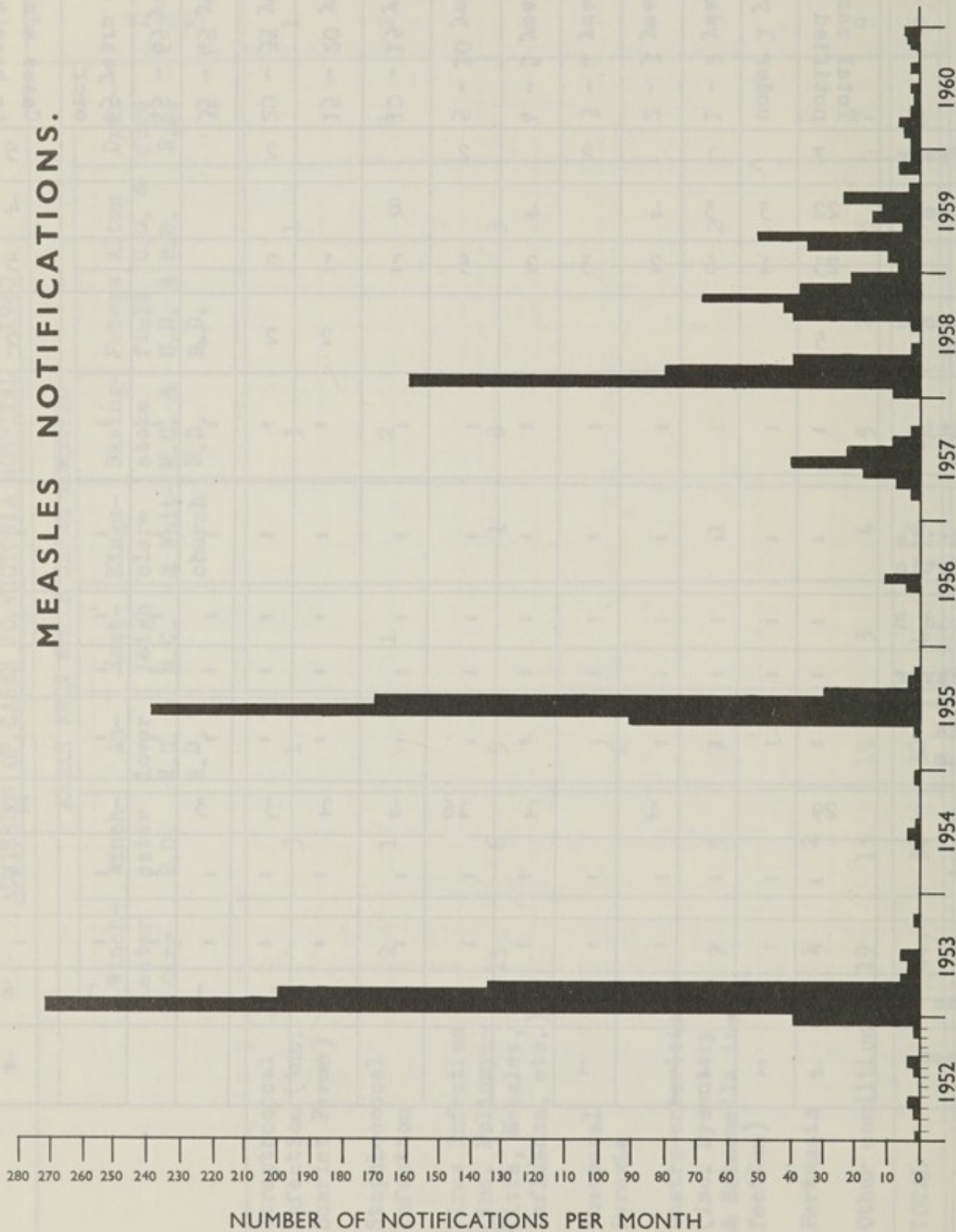
ADMISSION OF CASES TO VICTORIA HOSPITAL - 1960

	AREAS FROM WHICH CASES ADMITTED										Total
	Winch- ester City	Winch- ester R.D.	An- dover M.C. & R.D.	East- leigh M.C.	Kings- clere & Whit- church	Basing- stoke M.C. & R.D.	Peters- field U.D. & R.D.	Alton U.D. & R.D.	Drox- ford R.D.	Others	
Streptococcal Infection (inc. Scarlet Fever)		3	1			3		1		1	9
Staphylococcal Infection	2	1		1		2			1	2	9
Virus Infection (inc. Poliomye- litis, Measles, Influenza, etc.)	15	6	5		1	8		3			38
Puerperal Pyrexia			2								2
Gastro-enteritis (inc. Dysentery & Salmonella in- fection)	7	5	7		1			2		3	25
Pertussis	1	2							2		5
Other conditions	19	13	15	3	4	5	2	3	7	9	80
TOTAL	44	30	30	4	6	18	2	9	10	15	168

Notifiable Diseases (other than Tuberculosis) according to age during the year 1960.

	Total cases notified	under 1 year	1 - 2 years	2 - 3 years	3 - 4 years	4 - 5 years	5 - 10 years	10 - 15 years	15 - 20 years	20 - 35 years	35 - 45 years	45 - 65 years	65 years and over	Cases admitted to hospital
Scarlet Fever	7		1		2		2			2				5
Whooping Cough	22	3	3	4		4		8						4
Measles	23	1	6	2	3	2	5	1	1	2				5
Meningococcal Meningitis	5								2	2	1			5
Acute Polimyelitis Paralytic	-	-	-	-	-	-	-	-	-	-	-	-	-	-
Acute Poliomyelitis Non-Paralytic	-	-	-	-	-	-	-	-	-	-	-	-	-	-
Paratyphoid B	-	-	-	-	-	-	-	-	-	-	-	-	-	-
Typhoid Fever	-	-	-	-	-	-	-	-	-	-	-	-	-	-
Ophthalmia Neonatorum	-	-	-	-	-	-	-	-	-	-	-	-	-	-
Dysentery	29			1		1	16	4	1	3	3			12
Puerperal Pyrexia	-	-	-	-	-	-	-	-	-	-	-	-	-	-
Pneumonia	-	-	-	-	-	-	-	-	-	-	-	-	-	-
Erysipelas	6										1	4	1	6
Food Poisoning	4	1	1		1				1					4

MEASLES NOTIFICATIONS.



TUBERCULOSIS

New cases and mortality during 1960.

Age	New Cases				Deaths			
	Respiratory		Non-Respiratory		Respiratory		Non-Respiratory	
	M	F	M	F	M	F	M	F
Under 1 year	-	-	-	-	-	-	-	-
1 to 5 years	-	-	-	-	-	-	-	-
5 to 15 years	-	-	-	1	-	-	-	-
15 to 25 years	-	2	-	-	-	-	-	-
25 to 35 years	2	4	-	-	-	-	-	-
35 to 45 years	2	-	-	-	-	-	-	-
45 to 55 years	-	1	-	-	-	-	-	-
55 to 65 years	-	-	-	-	-	-	-	-
65 and upwards	2	2	-	-	1	1	-	-
TOTAL	6	9	-	1	1	1	-	-

Sex	No. of cases of Tuberculosis on Register at commencement of year		No. of cases of Tuberculosis on Register at end of year.	
	Pulmonary	Non-Pulmonary	Pulmonary	Non-Pulmonary
Male	115	19	95	18
Female	81	19	76	17
TOTAL	196	38	171	35

Removals from Register during year:-

Reason for Removal	Pulmonary		Non-Pulmonary	
	M	F	M	F
Died (including deaths from other causes)	4	1	-	-
Removed from District	13	5	-	1
Cured but retained as observation cases	8	6	1	-
Cured	1	1	-	2
Removed from register-no longer tuberculous	-	1	-	-
TOTAL	26	14	1	3

No action was necessary during the year under the Public Health (Prevention of Tuberculosis) Regulations, 1925 (relating to persons suffering from Pulmonary Tuberculosis employed in the Milk Trade) or under Section 172 of the Public Health Act 1936 (relating to the compulsory removal to hospital of persons suffering from Tuberculosis).

SOUTHAMPTON MOBILE MASS RADIOGRAPHY UNIT

Totals X-Rayed in Winchester - 1960.

	<u>Totals</u>	<u>Abnormalities</u>		
		<u>0</u>	<u>1</u>	<u>Non T.B.</u>
Winchester routine monthly visits	1947	4 males 6 females	3 males 4 females	5 males 13 females
King Alfred College	157	-	-	-
Winchester Prison	401	1 male	2 males	-
Royal Hampshire County Hospital	224	-	-	-
Totals:	2729	5 males 6 females	5 males 4 females	5 males 13 females

The findings for Tuberculosis, category (0) and (1) are according to the Ministry definition, which is -

- (0) Cases of Tuberculosis referred to the Chest Clinics or Hospitals and considered on investigation to require close clinic supervision or treatment.
- (1) Cases of Tuberculosis requiring occasional out-patient supervision only.

Diphtheria, Whooping Cough and Tetanus Immunisation.

The response to Immunisation, which is carried out at the Welfare Clinics, can be said to be generally satisfactory.

The number of children who were inoculated during 1960 is as follows:-

	<u>Diphtheria</u>	<u>Combined Diphtheria and Whooping Cough</u>	<u>Combined Diphtheria, Whooping Cough and Tetanus (Triple)</u>
Age under 5 years	4	-	358
Age between 5 - 15 years	12	-	3
Reinforcing dose	130	4	75
	<hr/>	<hr/>	<hr/>
	146	4	436
	<hr/>	<hr/>	<hr/>

The Registrar General has ceased to provide figures of the child population under 15 years of age, accordingly it is impossible to estimate the percentage of children immunised. The number is, however, well maintained and 4,714 children are recorded as having been immunised.

Vaccination against Smallpox.

	<u>Vaccinated</u>	<u>Re-Vaccinated</u>
Age under 5 years	277	3
Age between 5 - 15 years	15	19
Over 15 years	26	101
	<hr/>	<hr/>
	318	123
	<hr/>	<hr/>

Poliomyelitis Vaccination

Under 5 years of age	753
5 - 15 years of age	988
16 - 25 years of age	868
Others	1,716
	<hr/>
	4,325
	<hr/>

F—METEOROLOGICAL REPORT, 1960.

MONTHS	Barometer		Temperature				Hygrometer			Rainfall		Sunshine		Wind (days)						
	Mean Pressure at Station Level 128 feet above M.S.L.	...	Highest Maximum	Lowest Minimum	Average Maximum	Average Minimum	Mean of obs. at 9 a.m.	Dry bulb	Wet bulb	Degree of Hum. 100	No. of Days when rain fell	Total Amount (inches)	Number of hours and tenths	N.	N.E.	E.	S.E.	S.	S.W.	W.
January	29.80	...	54	20	44.2	34.1	38.1	37.8	56.1	17	3.83	36.3	2	5	—	—	4	12	—	8
February	29.59	...	59	22	46.2	33.8	37.9	37.1	92.0	17	3.58	78.6	4	4	—	5	6	5	1	4
March	29.68	...	58	28	50.2	38.1	42.0	41.5	95.7	16	1.57	83.2	2	16	—	9	1	2	—	1
April	29.96	...	65	28	57.5	39.4	46.3	44.8	89.7	14	1.22	151.4	2	3	—	3	2	9	—	11
May	29.96	...	75	36	65.3	45.6	53.3	52.0	91.9	10	1.06	173.2	8	5	—	4	6	3	3	2
June	30.02	...	80	40	71.7	50.9	58.8	53.5	88.0	16	3.11	236.3	3	3	—	2	3	12	2	5
July	29.84	...	73	44	67.1	53.2	58.6	56.9	89.9	24	5.05	145.0	1	2	—	—	2	23	1	2
August	29.80	...	75	40	67.6	50.5	57.3	56.5	95.3	22	4.86	138.2	1	2	—	4	2	15	—	7
September	29.83	...	73	41	63.6	47.5	52.5	51.8	98.6	22	4.50	123.2	1	3	1	5	3	5	—	12
October	29.49	...	65	27	57.5	44.8	49.5	48.8	94.7	26	9.20	80.6	1	5	—	6	3	5	1	10
November	29.48	...	60	27	52.6	39.4	45.2	44.7	96.3	27	5.35	71.3	1	1	—	7	3	11	4	4
December	29.58	...	54	28	44.7	34.9	39.2	38.8	96.6	29	4.56	48.5	4	—	—	1	2	6	2	16
Year 1960	29.75	...	80	20	57.4	42.7	48.2	47.0	90.4	240	47.89	1365.8	30	49	1	46	37	108	14	82