

[Report 1953] / Medical Officer of Health, Whitefield U.D.C.

Contributors

Whitefield (Bury, England). Urban District Council.

Publication/Creation

1953

Persistent URL

<https://wellcomecollection.org/works/ekvcszdy>

License and attribution

You have permission to make copies of this work under a Creative Commons, Attribution license.

This licence permits unrestricted use, distribution, and reproduction in any medium, provided the original author and source are credited. See the Legal Code for further information.

Image source should be attributed as specified in the full catalogue record. If no source is given the image should be attributed to Wellcome Collection.



Wellcome Collection
183 Euston Road
London NW1 2BE UK
T +44 (0)20 7611 8722
E library@wellcomecollection.org
<https://wellcomecollection.org>

Library

WHITEFIELD
URBAN DISTRICT COUNCIL



ANNUAL REPORT

OF THE


Medical Officer of Health

AND

Sanitary Inspector

FOR THE YEAR

1953



Whitefield Urban District Council
WHITEFIELD
URBAN DISTRICT COUNCIL



ANNUAL REPORT

OF THE

Medical Officer of Health


AND

Sanitary Inspector

FOR THE YEAR

1953

DEPARTMENT OF HEALTH
AND HUMAN SERVICES



ANNUAL REPORT

Medical Officer of Health

Report on the

Year

1961

Whitefield Urban District Council

Chairman of the Council—
Councillor H. HODGSON, J.P.

PUBLIC HEALTH COMMITTEE, 1953.

Councillor J. W. JONES, J.P., Chairman.

„ J. A. ATHERTON.
„ A. E. EXLEY.
„ C. FARRAND, J.P.
„ H. HODGSON, J.P.
„ C. E. KING.
„ R. KNIGHT.
„ E. LITHERLAND.
„ H. MILLER.
„ J. MILEY.
„ Mrs. C. M. WRAGBY.
„ W. M. WILLIAMS.

Clerk of the Council—
F. H. BUCKLEY.

Medical Officer of Health—
C. H. T. WADE, M.D., Ch.B., B.Sc., D.P.H.

Sanitary Inspector and Cleansing Superintendent—
B. HODGSON, C.I.S. (Lond), M.S.I.A., A.M.Inst.P.C.

Clerk-Typist—
Miss P. M. DAVIES.

Digitized by the Internet Archive
in 2018 with funding from
Wellcome Library

<https://archive.org/details/b30272415>

**REPORT OF THE MEDICAL OFFICER OF HEALTH
FOR THE YEAR 1953.**

To the Chairman and Members of the
Urban District of Whitefield.

July, 1954.

I have the honour to present the Annual Report for the year 1953 on the health and sanitary conditions of the district. The population again shows a slight increase to 12,990 according to the Registrar General's estimate.

The *adjusted live birth rate was 12.9 compared with the rate for England and Wales of 15.5 per 1,000 of the population.

The adjusted death rate was 11.4 per 1,000 of the population, which was identical with the national rate.

There were no maternal deaths, and the infant mortality rate was 29 per 1,000 live births. There were five deaths of infants under one year of age, and four of these occurred in the first four weeks of life. There was a marked preponderance of deaths from cancer of the lung in men; nine of the ten deaths were males. There was no undue incidence of illness or outbreak of infection apart from a number of measles cases. There were no notifications of poliomyelitis or diphtheria. There were three deaths from respiratory tuberculosis, five new cases of the disease, and four of non-respiratory tuberculosis.

One out of 28 samples of raw milk was found to contain tubercle bacilli, and immediate steps were taken to trace and eliminate the source of infection. Eleven out of 29 samples of raw milk were bacteriologically unsatisfactory, but only one sample out of 51 samples of heat treated milk was found to be unsatisfactory.

The water supply gave rise to a number of complaints because of the presence of small insects and other organisms. These complaints were considered by the Water Authority to be

* "adjusted" means corrected to a standard population for purposes of comparison with other districts.

of an exceptional nature due to thermal currents in the reservoirs during warm weather, and the fact that the supply was not filtered.

The number of houses completed by the Council during the year was 75, together with 11 completed by private enterprise. The number of applicants for re-housing at the 31st December last was 270.

I would like to express my sincere thanks to the Members of the Council and Staff for their advice and assistance during the year.

I am, Ladies and Gentlemen,

Your obedient servant,

C. H. T. WADE,

Medical Officer of Health.

Table I.—STATISTICAL SUMMARY.

Area—3,261 acres.

Population—Registrar General's estimate of resident population, mid-1953 12,990.

Number of inhabited houses, according to Rate Book at the end of 1953—4,525.

Rateable value, 1953—£82,471.

Sum represented by a penny rate, 1953/4—£335.

Table II.—VITAL STATISTICS, 1953.

	Total	M.	F.		
Live Births	Legitimate ...	168	91	77	} Birth-rate per 1,000 of the estimated resident population—13.7
	Illegitimate....	3	1	2	
	Total	171	92	79	

Still Births 3 - 3 Rate per 1,000 total (live and still) births—17.

Deaths (all ages) 139 60 79 Death rate per 1,000 of the estimated average population—10.7.

Adjusted birth-rate—12.9 (comparability factor)—0.98.

Adjusted death-rate—11.4 (comparability factor)—1.07.

Deaths from Puerperal Causes :—

Puerperal Sepsis	Nil.
Other Maternal causes		Nil.

Deaths of infants under one year of age :—

	TOTAL.	MALE.	FEMALE.
Legitimate	5	3	2
Illegitimate	—	—	—
TOTAL....	5	3	2

All infants per 1,000 live births 29

Deaths from Cancer (all ages) 29

„ „ Measles (all ages) 1

„ „ Whooping-cough (all ages) —

	Infant Mortality											
	Live births		Deaths (all causes)		Stillbirths		Maternal Mortality		Total		Neo-natal	
	No. registered	Rate per 1,000 pop'n.	No. registered	Rate per 1,000 pop'n.	No. registered	Rate per 1,000 total births	No. of deaths registered	Rate per 1,000 live births	No. of deaths registered	Rate per 1,000 live births	No. of deaths registered	Rate per 1,000 live births
Year 1953	171	13.2	139	10.7	3	17	Nil	Nil	5	29	4	23
Year 1952	177	13.7	177	13.7	3	17	Nil	Nil	3	17	3	17
„ 1951	168	13.0	174	13.5	7	40	2	11.43	3	18	1	6
„ 1950	181	13.9	166	12.7	4	22	Nil	Nil	9	50	5	28
„ 1949	171	13.2	180	12.3	6	34	Nil	Nil	4	23	—	—
„ 1948	202	15.5	137	10.5	3	14	Nil	Nil	9	44	—	—
Average 5 years— 1948—1952	—	13.56	—	12.54	—	—	—	2.286	—	30.4	—	—

Table III.—CAUSES OF DEATH DURING 1953.

	M.	F.
Tuberculosis, Respiratory	3	—
Tuberculosis, other	—	—
Syphilitic disease	—	—
Diphtheria	—	—
Whooping Cough	—	—
Meningococcal infections	—	—
Acute Poliomyelitis	—	—
Measles	—	1
Other infective and parasitic diseases	—	2
Malignant neoplasm, stomach	—	2
Malignant neoplasm, lung bronchus	9	1
Malignant neoplasm, breast	—	4
Malignant neoplasm, uterus	—	1
Other malignant and lymphatic neoplasms	3	9
Leukaemia, aleukaemia	—	—
Diabetes.....	1	1
Vascular lesions of nervous system	4	15
Coronary disease, angina	10	5
Hypertension with heart disease	3	1
Other heart diseases	5	16
Other circulatory disease	3	4
Influenza	2	1
Pneumonia	4	3
Bronchitis	3	2
Other diseases of respiratory system	—	—
Ulcer of stomach and duodenum	3	—
Gastritis, enteritis and diarrhoea	1	—
Nephritis and Nephrosis	—	1
Hyperplasia of prostate	—	—
Pregnancy, childbirth, abortion.....	—	—
Congenital malformations	—	3
Other defined and ill-defined diseases	4	4
Motor vehicle accidents	—	—
All other accidents	2	3
Suicide	—	—
Homicide and operations of war.....	—	—
All causes	60	79

SANITARY CIRCUMSTANCES OF THE AREA.

The water supply is obtained from the Irwell Valley Water Board.

Source of Supply—Upland Surface.

Supplies to Houses—

From Public Mains—

Number of Dwelling Houses 4,398

Estimated Number of Population 12,990

From Private Supplies (Wells, Springs, etc.)—

Number of Dwelling Houses 9

Estimated Number of Population 38

The water supply has been satisfactory in quantity during the year.

No. of Bacteriological examinations taken by the Irwell Valley Water Board, 136, one of which was unsatisfactory.

Sixteen Bacteriological examinations of the raw water were made. All unsatisfactory without treatment.

No. of Bacteriological examinations taken by Local Authority 19, two of which were unsatisfactory.

No. of Chemical Analysis, 30.

Results: Satisfactory.

All water is chlorinated.

Plumbo solvent action: The water is lime treated.

136 Analysis were made with mainly satisfactory results.

Extension of water supply: 235 yards of 3in., 415 yards of 4in. main, for new houses, were laid during the year.

Section C—Housing 1936 Act.

During the year much time was devoted to carrying out the essential duties under the Housing Acts. In consequence of inspections carried out nine representations were made by the Medical Officer of Health under Section 11 of the Housing Act, 1936. As a result of such representations demolition orders were issued in six instances.

Milk Supply.

(a) Licences.—The following Licences under the Milk (Special Designation) (Raw Milk) (Amendment) Regulations, 1949. Milk (Special Designation) (Pasteurised and Sterilised Milk) (Amendment) Regulations, 1949, have been issued :

Tuberculin Tested Milk	(1) Bottling Nil
	(2) Distribution 13
Accredited Milk	(1) Bottling Nil
	(2) Distribution Nil
Pasteurised Milk	(1) Bottling Nil
	(2) Retail Distributors 33
	Sterilised 28

(b) Dairies, Milk Shops :—There are 33 Distributors of milk in the area, and comprise as follows :—

Dairymen in the District 7
Dairymen from outside the District 9
Shops 17

Action taken by local authority in relation to—

(a) Raw Milk—

(i) Tuberculosis—biological tests.

No. of samples 28. Positive 1, Negative 27.

(ii) Bacteriological examinations.

No. of samples 29. Satisfactory 18.

Unsatisfactory 11.

(iii) Sediment tests.

No. of samples, None.

(b) “ Heat Treated ” Milk.

- (i) Phosphatase test.
No. of samples 41. Satisfactory, 40.
Unsatisfactory, 1.
- (ii) Turbidity test.
No. of samples 11. Satisfactory, 11.
Unsatisfactory None.
- (iii) Methylene Blue reduction test.
No. of samples 40. Satisfactory, 39.
Unsatisfactory, 1.
- (iv) Tuberculosis.
No. of samples 1. Negative.

No. of notifications of tuberculous milk forwarded to the Divisional Inspector of the Ministry of Agriculture and Fisheries (this will normally be the total of positive samples indicated in parts (a) (i) and (b) (iv) above—1.

Results of Ministry investigations during the year arising from notifications by the local authority—

No. of veterinary inspections	4
No. of cases where animals seized under Tuberculosis Order, 1938	2
No. of animals seized	2
No. of cases reported negative where animals had been sold prior to investigation	Nil
No. of cases reported negative, no animals seized.	

Meat Supply.

Routine inspection of meat in shops has continued. Details are given in the Sanitary Inspector's report.

Ice-Cream.

The number of premises registered for the sale or manufacture of ice-cream at the close of the year was 33.

Ice-cream is manufactured by two persons in the area, whilst the remaining 31 persons purchase their ice-cream from wholesalers. There was an increase in the number of samples taken

during the past year. Of the 33 samples taken, 26 were classified as provisional grade 1, four were classified as provisional grade 2, one provisional grade 3, and two provisional grade 4. In all cases of unsatisfactory samples produced outside the area, the appropriate local authorities were notified, and in all cases full co-operation was received.

Bakehouses, Food Shops, and Fish Fryers.

Routine inspections have been made of all the above premises throughout the year. Conditions were found to be satisfactory.

TABLE IV.

Disease	Total of notified cases (corr'ctd)	Cases admitted to Hospital	Deaths
Scarlet Fever	18	14	—
Diphtheria (including membranous croup)	—	—	—
Measles (excluding German Measles)	156	1	1
Whooping cough	20	—	—
Acute Pneumonia (Primary and Influenza)	5	—	—
Erysipelas	—	—	—
Acute Poliomyelitis	—	—	—
Acute Encephalitis	—	—	—
Dysentery (Sonne)	1	1	—
Food Poisoning	5	—	—
Meningococcal Infection	1	1	—
Total number of cases	206	17	1

Food Poisoning.

The five cases notified were investigated, and laboratory tests showed no evidence of food poisoning organisms. The cases were of a mild character, and the illness was of a very temporary nature. Three of the cases were members of one family.

TABLE V.—NOTIFIABLE DISEASES (other than Tuberculosis) DURING THE YEAR, 1953.
(after correction).

DISEASE.	Total cases at all Ages.	CASES NOTIFIED.										
		Under 1 yr.	YEARS.								65 and over	
			1-2	3-4	5-9	10-14	15-24	25-44	45-64			
Scarlet Fever	18	—	6	8	1	2	—	—	—	—	—	—
Whooping Cough	20	1	6	7	—	—	—	—	—	—	—	—
Acute Poliomyelitis	—	—	—	—	—	—	—	—	—	—	—	—
Measles	156	2	39	92	1	—	—	—	—	1	—	—
Diphtheria	—	—	—	—	—	—	—	—	—	—	—	—
Acute Pneumonia	5	—	—	1	—	—	—	—	—	1	—	2
Erysipelas	—	—	—	—	—	—	—	—	—	—	—	—
Dysentery (Sonne)	1	—	—	1	—	—	—	—	—	—	—	—
Food Poisoning	5	—	—	1	—	1	—	—	3	—	—	—
Meningococcal Infection	1	—	—	—	—	—	—	—	—	—	1	—
TOTALS	206	3	51	110	2	3	6	2	3	6	2	2

TABLE VI.

DIPHTHERIA.

Year.	No. of Cases.	No. of Deaths.
1933	17	1
1934	11	Nil.
1935	14	Nil.
1936	17	2
1937	14	1
1938	51	2
1939	32	1
*1940	6	1
1941	3	Nil.
1942	Nil.	Nil.
1943	Nil.	Nil.
1944	4	Nil.
1945	5	Nil.
1946	Nil.	Nil.
1947	1	Nil.
1948	Nil.	Nil.
1949	Nil.	Nil.
1950	† 1	Nil.
1951	Nil.	Nil.
1952	Nil.	Nil.
1953	Nil.	Nil.

* Immunisation Scheme started May, 1940.

† Clinical diagnosis only, not confirmed bacteriologically.

TUBERCULOSIS.

TABLE VII.
NEW CASES AND MORTALITY DURING 1953.

Age Periods	NEW CASES				DEATHS			
	Resp't'y		non-Resp't'ry		Resp't'y		non-Resp't'ry	
	M.	F.	M.	F.	M.	F.	M.	F.
Years 0—	—	—	—	—	—	—	—	—
„ 1—	—	—	—	—	—	—	—	—
„ 2—	—	—	1	—	—	—	—	—
„ 5—	—	—	—	—	—	—	—	—
„ 10—	—	—	—	—	—	—	—	—
„ 15—	—	—	—	1	—	—	—	—
„ 20—	—	—	—	—	—	—	—	—
„ 25—	1	2	—	—	—	—	—	—
„ 35—	—	—	—	—	—	—	—	—
„ 45—	—	—	1	—	2	—	—	—
„ 55—	2	—	1	—	1	—	—	—
„ 65—	—	—	—	—	—	—	—	—
„ 75 & upwards	—	—	—	—	—	—	—	—
TOTALS	3	2	3	1	3	—	—	—
	5		4		3		Nil.	

National Assistance Act 1948—Section 47.

No action was deemed necessary under the above section during the year.

Administration of the Factories Act, 1937.

Inspections in regard to general hygiene, sanitary accommodation, and means of escape in case of fire, have been carried out. Close co-operation is maintained with H.M. Inspector of Factories. Details of the inspections are given in the Sanitary Inspector's Report. A report given under Section 128 of the Factories Act, 1937, is appended.

1.—INSPECTIONS for purposes of provisions as to health (including inspections made by Sanitary Inspectors).

Premises (1)	Number on Register (3)	Number of			Occupiers prosecuted (6)
		Inspections (4)	Written notices (5)		
(i) Factories in which Sections 1, 2, 3, 4 and 6 are to be enforced by Local Authorities	10	14	—	—	—
(ii) Factories not included in (i) in which Section 7 is enforced by the Local Authority	58	50	—	—	—
(iii) Other Premises in which Section 7 is enforced by the Local Authority (excluding outworkers' premises)	—	—	—	—	—
TOTAL....	68	64	—	—	—

2.—CASES IN WHICH DEFECTS WERE FOUND

(If defects are discovered at the premises on two, three or more separate occasions they should be reckoned as two, three or more "cases")

Particulars (1)	Number of cases in which defects were found				Number of cases in which prosecutions were instituted (7)
	Found (3)	Remedied (4)	To H.M. Inspector (5)	Referred By H.M. Inspector (6)	
Want of cleanliness (S.1.)	—	—	—	—	—
Overcrowding (S.2.)	—	—	—	—	—
Unreasonable temperature (S.3.)	—	—	—	—	—
Inadequate ventilation (S.4.)	—	—	—	—	—
Ineffective drainage of floors (S.6.)	—	—	—	—	—
Sanitary Conveniences (S.7.)	1	1	—	—	—
(a) Insufficient	2	2	—	—	—
(b) Unsuitable or defective	—	—	—	—	—
(c) Not separate for sexes	—	—	—	—	—
Other offences against the Act (not including offences relating to Out-work)	3	3	1	—	—
TOTAL	6	6	1	—	—

**SANITARY CIRCUMSTANCES OF THE URBAN DISTRICT
OF WHITEFIELD.**

Health and Cleansing Department,
Town Hall,
Whitefield.

July, 1954.

Mr. Chairman and Members,

I have the honour to present for your consideration my 25th Annual Report of the Sanitary Circumstances of the area for the year ending December 31st, 1953, whilst the section of the report dealing with Cleansing and Rodent Control is for the financial year ending March 31st, 1954.

During the period under review 1,868 premises were visited, 205 nuisances or defects were found, and 194 abated.

The work of the Cleansing Department has been maintained satisfactorily throughout the year, and with the exception of the holiday period a weekly collection of household refuse has been carried out.

Much time was devoted during the year to the taking of samples of milk, in all 81 samples were submitted for examination, which included 29 samples of raw milk, 11 of which did not satisfy the methylene blue test. Of the 11 unsatisfactory samples taken, ten were produced within the Council's area, and in my opinion the high percentage of unsatisfactory samples is due to the lack of adequate supervision at the point of production. Under present regulations this supervision is not the Council's responsibility.

May I express to the Chairman and Members of the Public Health Committee, Clerk of the Council, Medical Officer of Health, Surveyor, and the staff in general, my appreciation for the assistance and co-operation shown to me during the year.

I am, Mr. Chairman and Gentlemen,

Your obedient servant,

B. HODGSON,

Sanitary Inspector and Cleansing Superintendent,

SUMMARY OF INSPECTIONS.

Complaints Investigated	63
Bakehouses	30
Dairies and Cowsheds	31
Knackers Yard	58
Food Shops and Street Vendors	328
Factories re Smoke	5
Smoke Observations	2
Factories	34
Outworkers	6
Fried Fish Shops	9
Dwelling-houses—Public Health Acts	54
Housing Acts	10
Infectious Diseases	20
Council Houses	83
Re-visits—Public Health Acts	191
Housing Acts	33
Infectious Diseases	14
Council Houses	1
Drains—New Buildings	21
Old Buildings	107
Piggeries and Stables	15
Builders and Owners Interviewed	3
Rodent Control	334
Work in Progress—Public Health Acts	68
Ice-cream Premises	24
Shops Act	171
Cleansing Visits	44
Miscellaneous	66
Housing Tenancy	19
Schools	6
Licensed Houses	9
Water Samples	15
Petroleum Acts	4

SANITARY IMPROVEMENTS EFFECTED.**Interior of Houses—**

	1952	1953
Stairs Repaired	1	—
Ceilings and walls replastered	19	16
New Skirting Boards fixed	11	—
Floors repaired or renewed	6	3
Dampness Abated	14	9
Windows repaired or renewed	10	11
New sinks fixed	2	3
Sink waste pipes renewed or repaired	1	3
Ventilation improved	16	—
Fire Ranges repaired	4	2
Doors renewed or repaired	3	3
Handrails fixed	4	—
Brickwork repaired	2	—
Hot water service repaired	—	1
Window cords renewed	—	13
Windows made to open	7	—
Adequate water supply provided	12	5
Service pipes repaired	3	2
Sky lights repaired	—	1

Exterior of Houses—

Roofs repaired	17	11
Walls re-pointed or rendered	13	6
Chimneys repaired or rebuilt	5	5
Eaves, Gutters renewed or repaired	11	15
Yards repaired or re-paved	3	4
Rain water pipes renewed	10	7
Brickwork repaired	3	2

Drainage—

	1952	1953
Drains Cleansed	12	16
Drains Repaired	7	3
Drains reconstructed	1	3
New Glazed Gullies fixed	—	12
Ventilation Shafts repaired	1	1
Inspection Chambers repaired	2	2
Rain Water Pipe disconnected from soil pipe	—	1

Sanitary Conveniences—

W.C. Fittings renewed or repaired	3	4
W.C. Structures repaired or rebuilt	1	18
W.C. Service Pipes repaired	2	8
Rochdale Pails renewed	2	—
W.C. Pedestals renewed	—	2
W.C. Cleansed	—	1
Waste Water Closets repaired	—	1

Miscellaneous—

Accumulations removed	2	2
Piggeries—New Floors provided	—	2

HOUSING.

During the year much time was devoted to carrying out the essential duties under the Housing Acts.

In consequence of inspections carried out nine Representations were made by the Medical Officer of Health under Section 11 of the Housing Act, 1936. As a result of such Representations, demolition orders were issued in six instances.

Number of New Houses Erected.

During the year 86 houses were built in the area.

(i) By the Local Authority	75
(ii) By other bodies or persons	11
	—
	86

1.—Inspection of Dwelling-houses.

1—(a) Total number of dwelling-houses inspected formally or informally for housing defects (under Public Health or Housing Acts)	64
(b) Number of inspections, formal or informal, made for the purpose	224
2—(a) Number of dwelling-houses (included under sub-head (1) (above) which were inspected and recorded under the Housing Consolidated Regulations, 1925 and 1932	9
(b) Number of inspections made for the purpose	33
3—Number of dwelling-houses found to be in a state so dangerous or injurious to health as to be unfit for human habitation	9
4—Number of dwelling-houses (exclusive of those referred to under the preceding sub-head) found not to be in all respects reasonably fit for human habitation	55

**2.—Remedy of Defects during the Year Without
Service of Formal Notices.**

Number of defective dwelling-houses rendered fit in consequence of informal action by the local authority of their officers 85

**3.—Action under Statutory Powers during the
Year.**

- (a) Proceedings under sections 9, 10 and 16 of the Housing Act, 1936:
- (1) Number of dwelling-houses in respect of which formal notices were served requiring repairs None.
- (2) Number of dwelling-houses which, after service of formal notices, were rendered fit:—
- (a) By owners None.
- (b) By local authority in default of owners None.
- (b) Proceedings under Public Health Acts:
- (1) Number of dwelling-houses in respect of which formal notices were served requiring defects to be remedied 12
- (2) Number of dwelling-houses in which defects were remedied after service of formal notices:—
- (a) By owners 12
- (b) By local authority in default of owners None.
- (c) Proceedings under sections 11 and 13 of the Housing Act, 1936.
- (1) Number of dwelling-houses in respect of which Demolition Orders were made 12
- (2) Number of dwelling-houses demolished in pursuance of Demolition Orders 10
- (d) Proceedings under section 12 of the Housing Act, 1936:—
- (1) Number of separate tenements or underground rooms in respect of which Closing Orders were made None.

- (2) Number of separate tenements or underground rooms in respect of which Closing Orders were determined, the tenement or room having been rendered fit None.

4.—Housing Act 1936—Part IV.—Overcrowding.

- (a) (i) Number of dwellings overcrowded at the end of the year *
- (ii) Number of families dwelling therein *
- (iii) Number of persons dwelling therein *
- * Not known with any degree of accuracy.
- (b) Number of new cases of overcrowding reported during the year None.
- (c) (i) Number of cases of overcrowding relieved during the year —
- (ii) Number of persons concerned in such cases —

Disinfestation.

Two complaints were received during the year of infestations of cockroaches, and were, on inspection, found to be minor infestations, and the necessary treatment was carried out by the Department.

INSPECTION AND SUPERVISION OF THE FOOD SUPPLY.

Special attention was given to the inspection of all premises in the area where food was manufactured, prepared, or sold.

The number of inspections carried out in the district during the year to the various food premises was 367.

The Department has received the full co-operation of the traders throughout the year, and many improvements have been carried out to food premises with a view to conforming to present day requirements.

The approximate number of premises where food is sold is 130, and is comprised as follows:—

Grocery and Provisions	39
Butchers	15
Sweets	16
Confectioners	16
Greengrocery, Fish and Poultry	12
Fried Fish Shops	9
Tripe and Cooked Meats	2
Sweet Manufacturers	2
Snack Bar	1
Licensed Premises	13
Chemists	5

Food and Drugs Act, 1938, Section 14.

Number and Type of premises registered under the above for

Manufacture of meat pies	13
Preparation of cooked meats	12
Fish Fryers	9
Manufacture or sale of ice-cream	33

Lancashire County Council (General Powers) Act, 1951.

Registration of Hawkers of Food.

Ten persons are registered as hawkers of food within the area of the Urban District Council, and comprise as follows:—

Fish, Fruit and Vegetables	5
Tripe and Cooked Meats	1
Ice-Cream	4

Food and Drugs Acts, 1938—1950.

The provisions of the above Acts relating to the sampling of food for quality are administered by the Lancashire County Council.

I am indebted to Dr. S. C. Gawne, County Medical Officer of Health, for the following summary of works carried out in this district:—

SAMPLES TAKEN.

A total of 84 samples was obtained. Of these 55 were of milk (this includes 3 Channel Islands milks), and the 29 others comprises:—

1 double cream	3 glycerin and borax
2 cod liver oil	5 sponge cake and sponge
2 flour	pudding mixture, un-
1 milk condensed full	sweetened.
cream, unsweetened	2 malted milk
2 marmalade	2 cakes
1 ginger marmalade	1 cream, canned
1 orange curd	1 castor oil
1 sterilised cream, canned	1 cod liver oil emulsion
2 whisky	1 syrup of figs

All samples were reported by the County Analyst to be genuine with the exception of the following:—

Sample.	Result of Analysis.	Action taken.
1 informal milk	Deficient 5 per cent. fat....	Vendor notified.
1 informal milk	Freezing point indicated the presence of 1 per cent. extraneous water.	Vendor cautioned, and further sample obtained.
1 formal milk	Freezing point indicated the presence of 4.3 per cent. extraneous water.	Vendor cautioned, and further sample obtained.
1 informal milk	Deficient 5 per cent. fat....	Vendor notified.
1 informal milk	Deficient 6.6 per cent. fat.	Vendor notified.

TABLE OF SAMPLES OF MILK TAKEN.

Source of Supply.	No. of Samples.	Methylene Blue Test		Phosphatase Test		No. of Samples satisfying the Turbidity Test.	T.B. Positive.	T.B. Negative.
		Satisfactory.	Unsatisfactory.	Satisfactory.	Unsatisfactory.			
Local Farmers	18	9	9				—	17
Out District Farmers	3	2	1				1	2
Sterilised	11					11		
Pasteurised	25	24	1	24	1			1
Accredited Local Farmers	4	3	1					4
Tuberculin Tested (Local)	3	3						3
Tuberculin Tested Out District Farmers	1	1						1
T.T. Pasteurised	16	16		16				
Accredited Out District Farms								
TOTAL	81	58	12	40	1	11	1	28

Ice-Cream.

Thirty-three samples of ice-cream were taken and submitted for bacteriological examination, and the results were as follows:

26	Provisional Grade 1	—	78%
4	„	„	2	—	12.1%
1	„	„	3	—	3.03%
2	„	„	4	—	6.06%

Meat and Other Foods.

The following unsound foods were condemned and surrendered from shops in the area:—

12 lbs. of Tripe	21 tins of Herring Roes
4 tins of Salmon	4 tins of Cream
1 tin of Minced Beef Loaf	56 tins of Plums
39 tins of Milk	4 tins of Cherries
19 tins of Peas	62 tins of Gooseberries
1 tin of Luncheon Meat	14 tins of Pears
3 tins of Ham	1 tin of Oranges
1 tin of Stewed Steak	4 tins of Strawberries
1 chicken	5 tins of Pineapples
1 tin of Soup	3 tins of Apricots
5 6lb. tins of Ox Tongues	2 tins of Raspberries
8 lbs. of Raw Meat	1 tin of Peaches.
2 tins of Rock Lobster	

Knackers Yard.

There is one knackers yard in the area, which has been satisfactorily maintained.

Bakehouses.

Thirty inspections were made to the 13 bakehouses in the area, which were found to be maintained satisfactorily.

Shops Act, 1950.

At the request of the County Council, this Council agreed to your Sanitary Inspector carrying out the inspectoral duties which the County Council are required to administer under the provisions of the above Act, in addition to the duties for which the Local Authority is responsible.

All reports relative to inspections carried out are forwarded to the County Medical Officer of Health, whose staff carry out the administrative duties appertaining thereto:—

The following is a summary of work carried out during the year:—

Month,	Inspections.
January	23
May	14
June	22
August	7
October	26
November	28
December	51
	—
Total	171
	—

Number of contraventions reported to the County Council as to:—

Failure to exhibit Form " K " or otherwise supply a copy of this form to each person effected	3
Failure to exhibit Forms " E " and " H "	1
Failure to exhibit weekly half-holiday notice	1

SANITARY ACCOMMODATION.

The following works were carried out during the year:—

Two additional Fresh Water Closets and two Wash Hand Basins were provided on licensed premises.

Five Waste Water Closets converted to Fresh Water Closets.

Two additional Fresh Water Closets were provided to Office premises.

Three additional Fresh Water Closets, two Wash Basins, and one Urinal were provided to factory premises.

Three additional Fresh Water Closets were provided to private houses.

The following table gives details of Sanitary Accommodation in the area on the 31st December, 1953 :—

		Fresh Water Closets	4,476
Privy Closets	28	
Pail Closets	64	Waste Water Closets 71
Privy Middens	13	Dust Bins 4,702

REGISTER OF FACTORIES.

Bleachers, Dyers and Finishers	4
Bakehouses	13
Confectioners	2
Gas Appliances	1
Towel and Tape Weaving	4
Joiners and Builders	14
Plumbers	5
Cycle Repairs	1
Plastics	1
Plaster Casts	1
Electrical Repairs	1
Blacksmiths	1
Engineers	1
Weaving	1
Furniture Manufacturers, etc.	3
Motor Engineers	4
Tailors and Pressers	2
Rubber Works	1
Boot Repairers, etc.	5
Clothing Manufacturers	2
Wood Turning	1

Factories Act, 1937, Section 34.

Means of Escape in Case of Fire.

One Certificate in accordance with the provisions of the above Act was issued during the year.

INFESTATION ORDER, 1943.**PREVENTION OF DAMAGE BY PESTS ACT, 1943.**

The work of rodent control is one which has received the full attention of the Department throughout the year, and at the request of the Ministry of Agriculture and Fisheries the report covers a period of 15 months ending 31st March, 1954.

The following tables give details of work carried out during the period under review.

There are two employees trained in the recognised technique of the Ministry of Agriculture and Fisheries, and their services are available for dealing with infestations.

The importance of the work of rodent control is greatly dependent upon receiving the full co-operation from the public, and in this direction the inhabitants of the district have been very active in notifying the Department on the first signs of an infestation.

The free service for treatment of private dwellings enjoyed by the public play a very vital part in this direction.

Whitefield forms part of Workable Area Committee No. 15, and your representatives on such Committee are Councillor E. Litherland, Councillor H. Miller, and your Sanitary Inspector. Your Sanitary Inspector being Chairman, and Councillor Miller Deputy Chairman of such Committee.

Councillor Miller and your Sanitary Inspector are members of the Manchester Regional Rodent Consultative Committee.

TYPE OF PROPERTY

	Local Auth'ty	Dwelling Houses	Agri- cultural	All other (includ- Business premises	Total
	(1)	(2)	(3)	(4)	(5)
1. Total number of properties in Local Authority's District	8	4525	16	193	4742
2. Number of properties inspected by the Local Authority during the 15 months ended 31st March, 1954 as a result of (a) notification (b) survey under the Prevention of Damage by Pests Act, 1949 (c) otherwise e.g. when visited primarily for some other purpose.	(a) 2	24	2	9	37
	(b) 5	123	14	124	266
	(c) 1	44	—	50	95
3. Number of Properties inspected (see Section 2) which were found to be infested by rats	Major —	—	—	—	—
	Minor 3	5	2	6	16
4. Number of Properties inspected (see Section 2) which were found to be seriously infested by mice.	—	19	—	3	22
5. Number of infested Properties (see Sections 3 and 4) treated by the Local Authority.....	2	23	1	8	34
6. Number of Notices served under Section 4 :					
(1) Treatment	None	None	None	None	None
(2) Structural Works (i.e. Proofing)	None	None	None	None	None
7. Number of cases in which default action was taken by Local Authority following the issue of a notice under Section 4.....	—	—	—	—	—
8. Legal Proceedings	—	—	—	—	—
9. Number of "Block" control schemes carried out.	NONE				

Sewer Treatment.

Two sewer treatments have been carried out during the period under review, and one was in operation at the end of March, 1954.

	No. of Manholes Baited.	Partial Takes.	No Takes.
FIRST TREATMENT	518	274	244
SECOND TREATMENT	527	291	236

The following table gives details of work carried out on business premises.

No. of Premises.	Hours.	Cost.
9	34½	£9 19s. 1d.

RAG FLOCK AND FILLING MATERIALS ACT, 1951.

There are no premises in the area used for the manufacture of rag flock or other filling materials. Two premises where filling materials are used have been registered.

MOVABLE DWELLINGS.

There are no camping or caravan sites in the area.

STORAGE OF PETROLEUM AND PETROLEUM SPIRIT.

14 licences were granted for the keeping of Petroleum, to which the Petroleum Acts apply. 3 licences were granted for the keeping of Cellulose Solution; each licence was granted for a period of 12 months.

GAME ACT, 1831.

One Licence to deal in game was granted by the Council.

SMOKE ABATEMENT.

The subject of atmospheric pollution is one that has received every attention of the Department during the year, and though only two timed observations were taken, this is no indication of the work carried out in this direction, as several visits and discussions have taken place with Works' Managers, Engineers, and Boiler Firemen on this vital question with a view to reducing emissions of smoke to a minimum.

The Council are members of the Manchester and District Regional Smoke Abatement Committee, and are one of the 17 participating authorities of a joint scheme which was inaugurated in 1951 for the investigation of atmospheric pollution.

The area covered by the 17 authorities is approximately 70 sq. miles, and 32 lead peroxide gauges are installed throughout the area, two of which are in Whitefield.

The results of the tests for the year are shown in the under-mentioned table.

	Jan.	Feb.	Mar.	Apr.	May	June	July	Aug.	Sep.	Oct.	Nov.	Dec.
Cricket Ground	2.21	1.50		1.58	1.13	0.95	1.38	0.86	1.31	1.82	1.96	2.38
Sewage Works	3.03	1.58		1.89	1.37	1.26	1.37	1.55	1.91	2.42	3.62	2.99

Results in mgm. Sulphar Trioxide per 100 sq. c.m. exposed surface per day.

PUBLIC CLEANSING SERVICE.

The subject matter of this report deals with the financial year ending 31st March, 1954.

Refuse Collection.

This work is carried out by 1—10 cubic yard Freighter with six loaders employed full time, 1—9 cubic yard Fordson Jekta with driver and one loader employed approximately two days a week.

The following table gives details of work carried out:—

Bins Emptied.	Pails Emptied.	Privies Emptied.	Loads.
223,283	2,585	31	1,634

A weekly collection has been maintained throughout the year which at times has been achieved only under difficulties, as much of the material which was going into the domestic dust bin could have been disposed of, without any inconvenience on the kitchen fire.

The public could be of great assistance to the Department, particularly those with all-night burning grates, by assuring themselves that the residue from the grate is cold before being placed in the dust bin. Recent experience has shown that this has not always been the case, and thereby increasing the risk of fire, not only during the process of collecting, but particularly at the point of disposal.

Salvage.

The Council continued to collect salvage throughout the year, and no difficulty was experienced in disposing of it.

The amount of waste paper collected was an increase of 42 tons over last year, but the amount of revenue received was appreciably less.

Kitchen Waste.

The Kitchen Waste Service has continued to function throughout the year, and additional containers were put out.

There was a reduction in the amount collected for the year as against that of last year of approximately 20 tons, but the revenue received was approximately £60 more.

The demand for concentrated kitchen waste showed a great reduction as against last year of approximately 50 tons.

Dust Bin Maintenance Service.

The Dust Bin Maintenance Service continued to operate successfully during the period under review; 314 dust bins were replaced at a cost to the Department of £407 18s. 4d.

On the question of Dust Bin Maintenance the public can be of great assistance to the Council in keeping the costs of replacements down to a minimum and thereby reducing the cost on the rates, by using the bin for such purpose as it is provided. It has been found that dust bins have been used as incinerators, and also wet material has been placed in them. Both these misuses considerably reduce the life of the bin. Another way in which assistance can be given is by applying an occasional coat of paint to the bin, which naturally extends its life.

The type of bin in use in the area is of $2\frac{1}{2}$ cubic feet capacity, but I feel that there are certain properties in the district where a smaller bin could be used without any disadvantages to the user. It was, therefore, agreed by the Council that 100 dust bins of 2 cubic feet capacity be obtained, and that the Cleansing Superintendent be authorised to use his discretion in the placing of such bins to the appropriate property.

REVENUE FROM SALES OF RESIDUALS.

	Tons	cwts.	qrs.	lbs.	£	s.	d.
Baled Waste Paper	142	4	2	—	759	9	10
Rags	1	8	—	21	26	12	0
Kitchen Waste	242	16	1	—	969	16	11
Concentrate	41	6	—	—	422	6	6
Woollens	—	1	2	27	9	15	0
Aluminium	—	2	—	26	6	5	0
Scrap Iron	4	—	—	—	3	2	11
					<hr/>		
					£2,197	8	2
					<hr/>		

COST OF COLLECTION.

	£	s.	d.
Wages	2,808	4	8
Transport	870	8	11
Holidays	195	7	2
Sick Pay	91	8	8
Insurance	106	7	8
Bins	407	18	4
Overalls and Gloves	51	16	9
Pig Swill Buckets	47	10	0
Sundries	1	9	4
Depot Charges	59	1	3
Tools	69	11	11
	<hr/>		
	£4,709	4	8
	<hr/>		

COST OF DISPOSAL.

	£	s.	d.
Wages	489	9	10
Holidays	34	0	5
Sick Pay	15	18	5
Insurance	18	10	6
Sundries	1	0	10
Padlock	0	9	9
Coke, Gloves and Overalls, etc.	21	14	8
Depot Charges	2	11	4
Stores Tools	8	15	2
Loan Charges	49	13	4
	<hr/>		
	£642	4	3
	<hr/>		

COST OF SALVAGE.


	£	s.	d.
Wages	1,259	7	0
Transport (Motor)	344	12	9
Transport (Electric)	264	9	9
Holidays	87	11	10
Sick Pay	40	19	11
Insurance	47	14	0
Gloves and Overalls	16	12	8
Depot Charges	1	19	8
Baling Wire	26	1	3
Concentrate	351	2	7
Tools	37	6	0
Repairs, etc.	4	19	2
	<hr/>		
	£2,482	16	7
	<hr/>		

KITCHEN WASTE ACCOUNT.

	£	s.	d.
Transport	264	9	9
Wages	675	11	4
Concentrate	351	2	7
	<hr/>		
	£1,291	3	8
	<hr/>		
Sale of Kitchen Waste	969	16	11
Concentrate	422	6	6
	<hr/>		
	£1,392	3	5
	<hr/>		
Profit from collection of Kitchen Waste and Sale of Concentrate	£100	19	9
	<hr/>		

ACTUAL EXPENDITURE.

	£	s.	d.
Collection	4,709	4	8
Disposal	642	4	3
Salvage	2,482	16	7
	<hr/>		
	£7,834	5	6
	<hr/>		
Less Receipts from Salvage, Concentrate, and Rents	2,274	2	6
	<hr/>		
Nett Cost	5,560	3	0



KITCHEN WASTE ACCOUNT.

Balance	£ 2 4
Waste	28 3 0
Waste	47 11 4
Waste	25 2 3
	<hr/>
	£ 102 10 1
	<hr/>
Waste	100 15 11
Waste	100 0 0
	<hr/>
	£ 200 15 11
	<hr/>
Waste	200 15 11

ANNUAL EXPENDITURE.

Waste	£ 100 0 0
Waste	100 0 0
Waste	200 15 11
	<hr/>
	£ 400 15 11
	<hr/>
Waste	400 15 11
	<hr/>
	£ 400 15 11



