

**[Report 1954] / Medical Officer of Health, West Lancashire R.D.C.**

**Contributors**

West Lancashire (England). Rural District Council.

**Publication/Creation**

1954

**Persistent URL**

<https://wellcomecollection.org/works/n36mvsxj>

**License and attribution**

You have permission to make copies of this work under a Creative Commons, Attribution license.

This licence permits unrestricted use, distribution, and reproduction in any medium, provided the original author and source are credited. See the Legal Code for further information.

Image source should be attributed as specified in the full catalogue record. If no source is given the image should be attributed to Wellcome Collection.



Wellcome Collection  
183 Euston Road  
London NW1 2BE UK  
T +44 (0)20 7611 8722  
E [library@wellcomecollection.org](mailto:library@wellcomecollection.org)  
<https://wellcomecollection.org>

*Library*

Public Health Department

HEALTH  
A-6 OCT 55  
C.R. 40

# ANNUAL REPORT

ON THE HEALTH OF THE

West Lancashire Rural District


DURING THE YEAR

1954

BY

J. GORDON HAILWOOD, M.D., Ch.B., M.R.C.S.,  
L.R.C.P., D.P.H.

Medical Officer of Health.



Digitized by the Internet Archive  
in 2018 with funding from  
Wellcome Library

<https://archive.org/details/b30261806>

Public Health Department

# ANNUAL REPORT

ON THE HEALTH OF THE

West Lancashire Rural District

DURING THE YEAR

1954

BY

J. GORDON HAILWOOD, M.D., Ch.B., M.R.C.S.,  
L.R.C.P., D.P.H.

Medical Officer of Health.

WEST LANCASHIRE RURAL DISTRICT COUNCIL

1954.

Chairman .....A. W. GLENN.  
 Vice-Chairman .....E. LETTER.

Aintree	....	....	....	....	....	Arthur Davenhill, J.P. Richard Martland.
Altcar	....	....	....	....	....	Stanley Ashcroft.
Aughton	....	....	....	....	....	Wm. E. Rothwell. John Leigh. G. H. McElroy.
Bickerstaffe	....	....	....	....	....	James Heyes. John Stockley.
Bispham	....	....	....	....	....	T. J. Glover.
Downholland	....	....	....	....	....	T. A. Park.
Halsall	....	....	....	....	....	John P. Cropper. J. Rimmer.
Hesketh-with-Becconsall	....	....	....	....	....	E. E. Iddon.
Ince Blundell	....	....	....	....	....	Chas. F. Kuhl.
Lydiate	....	....	....	....	....	Miss M. J. Barnes, J.P.
Maghull	....	....	....	....	....	Samuel H. Hudson. H. Stafford Moreton, J.P. A. W. Glenn. James Cain. Mrs. W. M. Mitchell. Mrs. B. E. Long. W. E. Long.
Melling	....	....	....	....	....	Tom Sergeant.
Netherton	....	....	....	....	....	E. M. Houghton.
North Meols	....	....	....	....	....	J. Schwartzman. Miss E. Rushton.
Rufford	....	....	....	....	....	Harvey Haigh, J.P.
Scarisbrick	....	....	....	....	....	James Sephton. G. Ainscough.
Sefton	....	....	....	....	....	F. W. Preston. Wm. Stubbs.
Simonswood	....	....	....	....	....	R. E. Gregson.
Tarleton	....	....	....	....	....	John Hunter. A. R. Lund, J.P.,
Thornton	....	....	....	....	....	Ernest Letter. Reginald Phillips.

**HEALTH COMMITTEE.**

Miss M. J. BARNES, J.P.....Chairman

Mr. F. W. PRESTON.....Vice-Chairman

All Members of the Council.

---

**STAFF OF PUBLIC HEALTH DEPARTMENT.**

**Medical Officer of Health**

J. GORDON HAILWOOD, M.D., Ch.B., M.R.C.S., L.R.C.P. D.P.H.

**Sanitary Officers and Meat Inspectors**

ROBERT W. BINGHAM, Chief Inspector.

J. HAILWOOD.

H. JACOBS.

**Housing Survey Assistant**

F. PENNINGTON.

**Clerical Staff.**

Miss P. McKENZIE.

All are whole-time Officials.

TO THE CHAIRMAN AND MEMBERS OF THE  
HEALTH COMMITTEE

---

Ladies and Gentlemen,

I have the honour to present my ninth Annual Report on the health of the West Lancashire Rural District during the year 1954.

The district has remained healthy and the number of infectious diseases notified has remained low, only 373 cases being notified, compared with 736 in 1953. The main diseases were Measles in the first part of the year, and Whooping Cough in the second part of the year—as shown in the diagram with the Report. There were, however, 47 cases of Pulmonary Tuberculosis, compared with 51 in 1953 and 45 in 1952. These figures thus remain approximately constant. I fear there will be no decline in the incidence of this disease until more facilities exist for removing infectious cases from their home surroundings.

The birth rate for the year was 14.0 per 1,000 population—a slight improvement on the figure of 13.7 for 1953. The death rate showed a reduction at 10.1 per 1,000 population, compared with 11.9 in 1953. This rate compares favourably with the death rate for England and Wales which was 11.3. There were two maternal deaths giving a maternal mortality rate of 3.19. The infantile death rate was 25 per 1,000 live births—a welcome reduction on a figure of 36 for 1953.

Housing conditions are improving throughout the Rural District, and in some Parishes housing problems are negligible and the efforts of the Housing Committee have provided nearly 2,000 Council houses throughout the District. Some progress is being made in demolishing some of the poorer property in the District and, although progress is only slow, since the war 54 houses have either been demolished or closed as unfit for human habitation and 39 families rehoused. It is hoped that progress in demolishing poor property, which consists mainly of individual cottages, will gain impetus now that the housing problem has largely been solved in West Lancashire.

In conclusion, I would like to thank the Health Committee for their support and encouragement during the year, and the Members of the Staff for their assistance at all times.

I am, Ladies and Gentlemen,

Your obedient Servant,

J. G. HAILWOOD,

*Medical Officer of Health.*

August, 1955.

## Section A

### STATISTICS OF THE AREA FOR 1954.

Area of the District (acres) .....	66,092
Population (Registrar General's Mid-1954 Estimate) .....	42,380
Number of inhabited houses according to Rate Books ....	13,292
Rateable Value .....	£290,814
Sum represented by a Penny Rate .....	£1,103
Births .....	567
Deaths .....	417
Infantile Mortality Rate per 1,000 live births .....	25

#### BIRTHS.

There were 567 births recorded during the year, of which 293 were male and 274 female; and including 21 illegitimate births, 14 male and 7 female. The crude birth rate was 13·4 per 1,000 population. The adjusted birth rate per 1,000 population (comparability factor 1·05) was 14·0 compared with 13·7 in 1953. The birth rate for England and Wales was 15·2.

#### Still Births.

The number of still births during 1954 was 15, of which 9 were male and 6 female. This is equivalent to a rate of 26 per 1,000 live and still births. One of these births was illegitimate.

#### DEATHS.

The total number of deaths registered during 1954 was 417, a decrease of 58 over the previous year. The crude death rate was 9·8 per 1,000 population. The adjusted death rate (comparability factor 1·03) was 10·1 per 1,000 population compared with 11·9 in 1953. The death rate for England and Wales was 11·3.

#### Maternal Mortality.

There were two deaths connected with childbirth. The Maternal Mortality rate per 1,000 births (live and still) was 3·44 compared with 3·19 for 1953. The figure for England and Wales was 0·69.

#### Infant Mortality.

There were 14 deaths of infants under one year of age, giving an Infant Mortality rate of 25 per 1,000 live births, a decrease on the figure for 1953 which was 36. The rate for England and Wales was 25·5.



**Causes of Deaths in the West Lancashire Rural District 1954.**

	<i>Male</i>	<i>Female</i>
Tuberculosis of the Respiratory System	4	1
Other forms of Tuberculosis	2	—
Syphilitic Diseases	1	—
Diphtheria	—	—
Whooping Cough	—	—
Meningococcal infections	—	—
Acute Poliomyelitis	—	—
Measles	—	—
Other infective and parasitic diseases	1	2
Cancer	29	31
Diabetes	1	—
Vascular lesions of nervous system	28	32
Heart Diseases	73	73
Other circulatory diseases	9	15
Influenza	—	—
Pneumonia	5	6
Bronchitis	9	5
Other diseases of respiratory system	2	3
Ulcer of stomach and duodenum	4	—
Gastritis, enteritis and diarrhoea	—	—
Nephritis and nephrosis	4	6
Hyperplasia of prostate	7	—
Pregnancy, childbirth, abortion	—	2
Congenital malformations	1	2
Other defined and ill-defined diseases	21	23
Motor vehicle accidents	4	—
All other accidents	3	2
Suicide	4	2
Homicide and operations of war	—	—
	<hr/>	<hr/>
	212	205
	<hr/>	<hr/>

Deaths of Infants under 1 year :—

	M.	F.
Legitimate	5	8
Illegitimate	—	1
	<hr/>	<hr/>
	5	9

Still Births :—

Legitimate	8	6
Illegitimate	1	—
	<hr/>	<hr/>
	9	6

## Section B

### GENERAL PROVISION OF HEALTH SERVICES FOR THE AREA

#### HOSPITAL ACCOMMODATION.

There are no General Hospitals in the District, but patients are accommodated in the Ormskirk County Hospital, which has a Maternity Block, or in the hospitals of the adjacent towns of Liverpool, Southport and Preston.

All infectious disease cases are admitted where necessary to the Fazakerley Isolation Hospital, Liverpool, or to the New Hall Isolation Hospital, Scarisbrick.

#### AMBULANCE.

Ambulance Services are provided by the Lancashire County Council from Stations at Burscough, Crosby, Formby, Tarleton, Banks and Maghull. In general, an ambulance can reach any part of the Rural District within 15 minutes.

#### SUMMARY OF ADMISSIONS TO HOSPITAL OF INFECTIOUS DISEASES FROM THE WEST LANCASHIRE RURAL DISTRICT DURING THE YEAR 1954.

Admissions from West Lancashire :—

Scarlet Fever	....	....	....	....	....	5
Erysipelas	....	....	....	....	....	1
Poliomyelitis	....	....	....	....	....	1
Pneumonia	....	....	....	....	....	1
Whooping Cough	....	....	....	....	....	1
Food Poisoning	....	....	....	....	....	1
Dysentery	....	....	....	....	....	6
						<hr/>
				Total	....	16
						<hr/>

These admissions were from the following townships :—

Aughton	....	....	One case of Scarlet Fever.
Bispham	....	....	One case of Scarlet Fever.
Hesketh Bank	....	....	One case of Scarlet Fever, and one case of Dysentery.
Ince Blundell	....	....	One case of Scarlet Fever.
Lydiate	....	....	One case of Whooping Cough and two cases of Dysentery.
Maghull	....	....	One case of Erysipelas, one case of Poliomyelitis, one case of Pneumonia and one case of Food Poisoning.
North Meols	....	....	One case of Scarlet Fever.
Rufford	....	....	Three cases of Dysentery.

#### DISINFECTION.

Disinfection of bedding and clothing is carried out by steam disinfection at either Crosby or Southport by arrangement with these Local Authorities. The articles are carried in a van owned by the West Lancashire R.D.C. and the service is also carried out for Ormskirk U.D.C. on a percentage of costs basis.

#### DETAILS OF WORK CARRIED OUT.

##### West Lancashire R.D.C.

				<i>Disinfections</i>	<i>Disinfestations</i>
Journeys	....	....	....	54	24
Rooms sprayed	....	....	....	48	53
Houses	....	....	....	30	24
Articles taken for disinfection	....	....	....	496	—

##### Other Journeys.

Drain clearing	....	....	....	81	
Removal of condemned food	....	....	....	12	

##### Ormskirk U.D.C.

				<i>Disinfections</i>	<i>Disinfestations</i>
Journeys	....	....	....	6	3
Rooms sprayed	....	....	....	10	12
Houses	....	....	....	4	2
Articles taken for disinfection	....	....	....	19	—

DEATHS IN THE WEST LANCASHIRE RURAL DISTRICT.  
Number of Deaths per 1,000 in Age Groups.

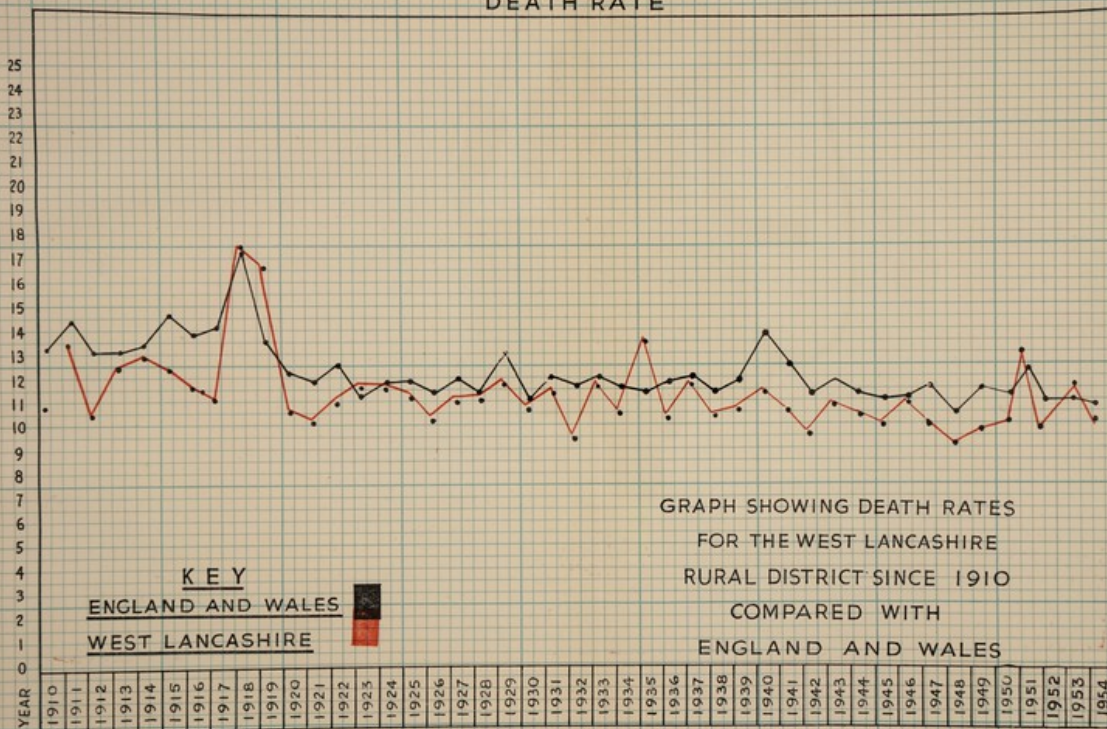
Five Year Period	Under 5 Years	AT AGES—YEARS									
		5	10	20	30	40	50	60	70	80	
1926-1930 (Average)	8.85	1.85	2.5	4.0	4.5	7.4	9.8	20.7	27.6	12.7	
1931-1935 (Average)	11.34	0.9	2.78	3.46	4.48	6.24	11.3	19.92	25.14	12.4	
1936-1940 (Average)	9.58	1.2	1.8	3.58	4.62	7.46	11.56	21.26	24.82	14.12	
1941-1945 (Average)	8.48	1.0	1.7	3.0	4.8	6.86	10.8	21.2	26.6	15.4	
1946-1950 (Average)	6.4	0.68	1.58	2.0	3.76	5.9	11.58	21.22	30.54	16.76	
1951 (Average)	0.42	0.05	0.08	0.07	0.14	0.44	1.05	2.01	2.32	1.74	
1952 (Average)	0.38	—	0.05	0.09	0.17	0.60	0.86	2.52	2.92	1.92	
1953 (Average)	0.52	0.04	0.07	0.28	0.26	0.66	0.89	2.38	3.80	2.28	
1954 (Average)	0.42	0.02	0.14	0.12	0.28	0.80	1.00	1.63	2.95	2.48	

## BIRTHS AND DEATHS IN TOWNSHIPS.


The following table shews the population, number of births and deaths, and the rate per 1,000 in each township in the Rural District for the year 1954 :—

TOWNSHIPS	Estimated Population middle of 1954	BIRTHS		DEATHS	
		No. of Births	Rate per 1,000	No. of Deaths	Rate per 1,000
Aintree ....	3,610	54	14.9	23	6.4
Altcar ....	712	3	4.2	7	9.8
Aughton ....	3,718	56	15.1	46	12.4
Bickerstaffe ....	1,414	15	10.6	14	10.0
Bispham ....	243	3	12.3	2	9.2
Downholland ....	789	3	3.8	7	8.9
Halsall ....	1,980	43	21.7	21	10.6
Hesketh Bank ....	1,826	31	11.5	13	7.2
Ince Blundell ....	439	6	13.6	4	9.1
Lydiate ....	2,703	46	10.7	26	9.6
Maghull ....	11,133	126	10.4	96	8.6
Melling ....	1,436	25	17.4	14	9.7
Netherton ....	337	3	8.9	10	26.4
North Meols ....	2,562	38	14.8	35	13.6
Rufford ....	1,199	23	10.8	12	10.0
Scarisbrick ....	2,885	30	10.4	40	14.1
Sefton ....	431	4	9.3	5	11.6
Simonswood ....	292	2	6.8	3	10.2
Tarleton ....	2,814	22	7.8	27	9.5
Thornton ....	1,857	34	18.3	12	6.4
Whole District ....	42,380	567	13.4	417	9.8

### DEATH RATE

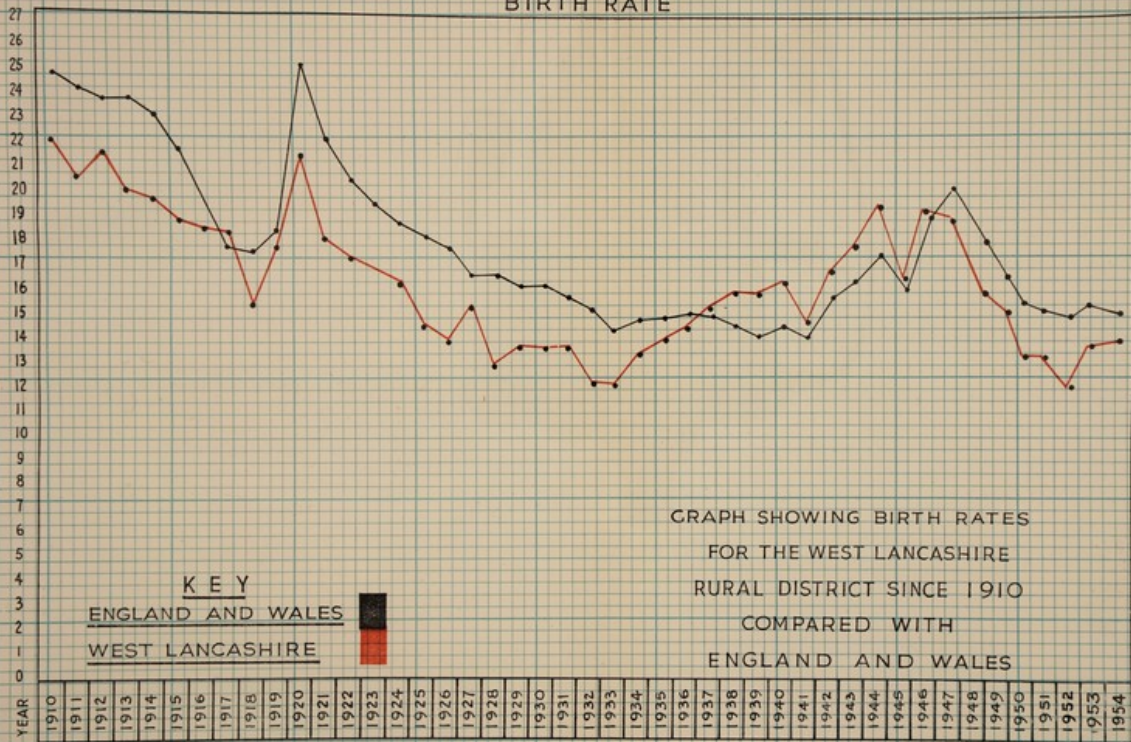


INFANT BOYS



Year	England and Wales	West Lancashire
1900	45	40
1901	48	35
1902	45	38
1903	42	35
1904	45	38
1905	42	35
1906	45	38
1907	42	35
1908	45	38
1909	42	35
1910	45	38
1911	42	35
1912	45	38
1913	42	35
1914	45	38
1915	42	35
1916	45	38
1917	42	35
1918	75	70
1919	45	40
1920	42	38
1921	45	38
1922	42	35
1923	45	38
1924	42	35
1925	45	38

### BIRTH RATE



GRAPH SHOWING BIRTH RATES  
FOR THE WEST LANCASHIRE  
RURAL DISTRICT SINCE 1910  
COMPARED WITH  
ENGLAND AND WALES

**KEY**  
ENGLAND AND WALES  
WEST LANCASHIRE



INFANT MOR

OF THE INFANT MORTALITY

IN GREAT BRITAIN

AND IRELAND

1870-1900

BY

W. H. L. RAY

F.R.S.

REVISED EDITION

1900

LONDON

LONGMANS, GREEN & CO.

1900

PRINTED BY

SPRINGER

1900

1900

1900

1900

1900

1900

1900

1900

1900

1900

1900

KEY

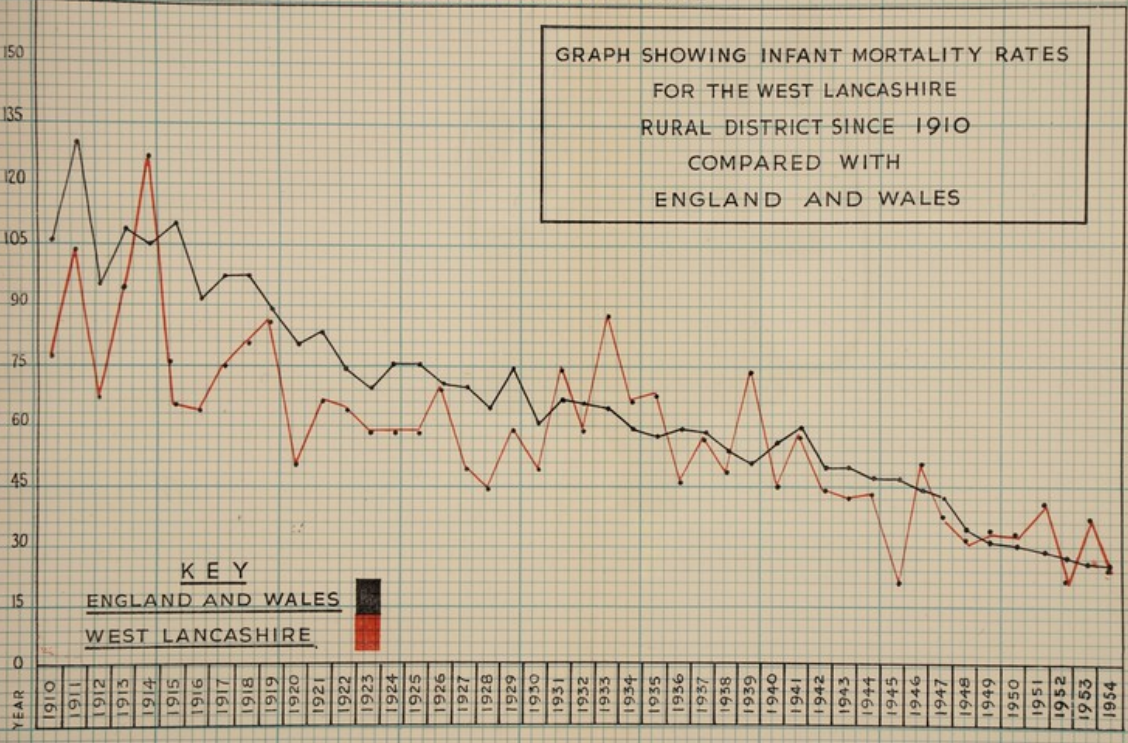
ENGLAND AND WALES

WEST LANCASHIRE

Year	England and Wales	West Lancashire
1870	100	100
1871	100	100
1872	100	100
1873	100	100
1874	100	100
1875	100	100
1876	100	100
1877	100	100
1878	100	100
1879	100	100
1880	100	100
1881	100	100
1882	100	100
1883	100	100
1884	100	100
1885	100	100
1886	100	100
1887	100	100
1888	100	100
1889	100	100
1890	100	100
1891	100	100
1892	100	100
1893	100	100
1894	100	100
1895	100	100
1896	100	100
1897	100	100
1898	100	100
1899	100	100
1900	100	100

### INFANT MORTALITY RATE

GRAPH SHOWING INFANT MORTALITY RATES FOR THE WEST LANCASHIRE RURAL DISTRICT SINCE 1910 COMPARED WITH ENGLAND AND WALES



**KEY**  
 ENGLAND AND WALES  
 WEST LANCASHIRE



## DISTRICT NURSES WORKING IN THE DISTRICT.

- Miss A. Vidler, 25 Princes Avenue, Crosby. Tel. No. Gt. Crosby 1029.  
 Mr. W. Bushell, 94 Park Lane, Netherton. Tel. No. Aintree 1255.  
 Miss M. Hutchinson, 2 Glenholme Road, Maghull. Tel. No. Maghull 1828.  
 Mrs. A. Hooton, 5 Whalley Drive, Aughton. Tel. No. Aughton Green 3277.  
 Miss W. Schofield, "Lyndeth," Waddicar Lane, Melling. Tel. No. Kirkby 3149.  
 Mrs. A. Ashurst, "Brooklands," Southport Road, Scarisbrick. Tel. No. Scarisbrick 218.  
 Mrs. K. Slater, 82 Station Road, Banks. Tel. No. Southport 87914.  
 Miss G. Johnson, "Burnside," Gorse Lane, Tarleton. Tel. No. Hesketh Bank 280.  
 Mrs. O. Trafford, 10 Bellair Avenue, Great Crosby. Tel. No. Gt. Crosby 3770.

## MIDWIVES RESIDENT IN THE DISTRICT.

- Mrs. E. Bibby, 160 Northway, Maghull.  
 Tel. No. Maghull 428 ..... S.C.M.  
 Miss G. Johnson, "Burnside," Gorse Lane, Tarleton.  
 Tel. No. Hesketh Bank 280 ..... S.C.M., S.R.N.  
 Mrs. M. N. Foulkes, "Arbutus," Bold Lane, Aughton.  
 Tel. No. Aughton Green 2269 ..... S.C.M., S.R.N., R.S.C.N.

## SCHOOL CLINICS.

### Litherland Clinics—

#### LINACRE ROAD.

- |           |                  |                 |                           |
|-----------|------------------|-----------------|---------------------------|
| Monday    | ....9-30—12 a.m. | Dental.         |                           |
|           | 2-00— 4 p.m.     | Dental.         |                           |
| Tuesday   | ....9-30—12 a.m. | Minor Ailments. | Dr. Jones and one nurse.  |
| Wednesday | ....9-30—12 a.m. | Dental.         |                           |
|           | 2-00— 4 p.m.     | Dental.         |                           |
| Thursday  | ....9-30—12 a.m. | Ophthalmic.     |                           |
| Friday    | ....9-30—12 a.m. | Minor Ailments. | Nurse only for dressings. |

#### SEFTON AVENUE.

- |           |                  |                       |   |
|-----------|------------------|-----------------------|---|
| Monday    | ....2-00— 4 p.m. | Child Welfare Centre. | Dr. Jones and two nurses.   |
| Wednesday | ....2-00— 4 p.m. | Child Welfare Centre. | Dr. Jones and two nurses.   |
| Thursday  | ....9-30—12 a.m. | Orthopaedic.          | Nurse every Thursday. Surgeon attends second Monday of each month only. |
|           | 2-00— 4 p.m.     | Ante-natal.           | Dr. Mayeur and two nurses.  |

MAGHULL CLINIC, PARISH INSTITUTE.

Monday	.... 9-30—12 a.m.	Minor Ailments. Two nurses for dressings.
Thursday	.... 2-00— 4 p.m.	Child Welfare Centre. Dr. Jones and two nurses.
Friday	.... 9-30—12 a.m.	Minor Ailments. Dr. Jones attends alternate weeks.

ORMSKIRK CLINIC, GENERAL HOSPITAL.

Monday	.... 9-30—12 a.m.	Minor Ailments. Dr. Marshall attends.
	.... 2-00— 4 p.m.	Child Welfare Centre. Dr. Marshall attends.
Tuesday	.... a.m. & p.m.	Orthopaedic. Nurse every Tuesday. Surgeon attends first Monday a.m. in each month only.
	.... 9-30—12 a.m.	Dental.
	.... 2-00— 4 p.m.	Dental.
Wednesday	.... p.m.	Minor Ailments.
Friday	.... 9-30—12 a.m.	Ante-natal. Dr. Mayeur and Dr. Hailwood.
	.... a.m. & p.m.	Dental.

LATHOM AND BURSCOUGH, OLD COUNCIL OFFICES, BURSCOUGH.

Thursday	.... 2-00— 4 p.m.	Child Welfare Centre. Dr. Willins attends first and third Thursday in the month.
----------	-------------------	--

BANKS CLINIC, GRAVEL LANE, BANKS.

Wednesday	.... 2-00— 4 p.m.	Child Welfare Centre. Dr. Willins attends first and third Wednesday in the month.
Friday	.... a.m. & p.m.	Dental.

JUBILEE HALL, AINTREE.

Monday	.... 2-00— 4 p.m.	Child Welfare Centre. Dr. Jones attends alternate weeks.
--------	-------------------	--

POST OFFICE, SCARISBRICK.

Monday	.... 2-00— 4 p.m.	Child Welfare Centre. Dr. Willins attends first and third Monday in the month.
--------	-------------------	--

FIRE STATION, TARLETON.

Tuesday	.... 2-00— 4 p.m.	Child Welfare Centre. Dr. Willins attends first and third Tuesday in the month.
---------	-------------------	---

The following is a list of Schools in the District :—

Division No.	SCHOOL	School No.	No. of children normally resident in the District attending the school
4	Hesketh-with-Becconsall C.E.	28	100 infants and juniors
4	North Meols, Banks Primitive Methodist	24	158 infants and mixed
4	North Meols, St. Stephen's	25	106 infants and mixed
4	Tarleton Mere Brow C.E.	26	40 infants and mixed
4	Tarleton County	31	36 infants, 78 juniors, 115 seniors.
4	Tarleton C.E.	27	67 infants, 117 juniors
11	Halsall C.E.	30	210 juniors and seniors
11	Haskayne C.E.	31	46 infants and juniors
11	Bickerstaffe C.E.	32	125 infants and juniors
11	Maghull C.E.	16	467 infants and juniors
11	Maghull County Secondary	100	509 seniors
11	Maghull Grammar	131	101 seniors
11	Maghull, St. George's R.C.	17	410 infants and mixed
11	Maghull Hudson	32	363 infants and juniors
11	Melling Aughton R.C.	14	61 infants and juniors
11	Melling C.E.	15	98 infants and juniors
11	Scarisbrick St. Mark's C.E.	32	39 infants and juniors
11	Scarisbrick St. Mary's R.C.	33	120 infants and mixed
11	Scarisbrick County	34	85 infants and juniors
11	Aughton Christ Church	20	105 infants and mixed
11	Aughton Parochial	21	165 infants and juniors
11	Lydiat R.C.	19	64 infants and mixed
11	Lydiat C.E.	18	45 infants and mixed
11	Rufford C.E.	22	67 infants and mixed
11	Holmeswood Methodist	23	53 infants and mixed
11	Durning's Endowed Primary (Formerly Bispham Free Grammar)	24	63 infants and mixed
11	Aintree Davenhill County	31	644 infants and mixed
12	Ince Blundell R.C.	26	31 infants and mixed
12	Sefton Council	27	52 infants and mixed
12	Netherton St. Benet's R.C.	28	65 infants and mixed

### SCHOOL CLOSURE.

It was not found necessary to close any of the schools during the year owing to the presence of infectious disease.

## SCHOOL HYGIENE.

Necessary improvements are slowly being carried out. It is satisfactory to record that at last attention is being paid to the conversion of out-of-date toilet arrangements to water-carriage systems. Much still remains to be done.

The health of the school child has, however, remained good and no large numbers of infectious diseases have occurred.

### THE IMPROVEMENTS CARRIED OUT ARE :—

#### TARLETON, MERE BROW, C.E.

Additional classrooms brought into temporary use.

#### TARLETON COUNTY.

Has been repainted internally.

#### BICKERSTAFFE C.E.

Has been repainted internally.  
Yard has been resurfaced.

#### MAGHULL C.E.

New windows fitted.  
Has been repainted externally.  
Additional sanitary accommodation has been provided.  
Hot water system installed.

#### AUGHTON, CHRIST CHURCH.

Repairs to roof have been carried out.  
Temporary surfaces in hall and yard have been made.

#### AUGHTON PAROCHIAL.

Building of two additional classrooms and kitchen completed.

#### RUFFORD, HOLMESWOOD METHODIST.

Central heating has been installed.  
Conversion from pail closets to water carriage system.  
New floors laid in classrooms.  
New wash basins provided in boys cloakroom.  
Hot and cold water supply

#### INCE BLUNDELL R.C.

New Sanitary accommodation provided.  
Replacement of classroom floor.

THE FOLLOWING ALTERATIONS ARE REQUIRED:—

HESKETH-WITH-BECCONSALL C.E.

Sanitary accommodation is primitive and requires replacement.  
Yard needs resurfacing.

NORTH MEOLS, BANKS PRIMITIVE METHODIST.

Sanitary accommodation is primitive and requires replacement.

HALSALL C.E.

Yard needs resurfacing.

HASKAYNE C.E.

Sanitary accommodation is primitive and requires replacement.  
Yard needs resurfacing.

BICKERSTAFFE C.E.

Sanitary accommodation is primitive and requires replacement.

MELLING AUGHTON R.C.

Yard needs resurfacing.

SCARISBRICK, ST. MARK'S C.E.

Yard needs resurfacing.

RUFFORD C.E.

Repairs to roof required.  
New wash basins required in cloakrooms.

RUFFORD, HOLMESWOOD METHODIST.

New wash basins required in girls cloakroom.

SEFTON COUNTY PRIMARY.

Yard needs resurfacing.

**Section C**

**PREVALANCE AND CONTROL OVER INFECTIOUS AND OTHER DISEASES.**

INFECTIOUS DISEASE STATISTICS.

	Smallpox	Scarlet Fever	Measles	Whooping Cough	Diphtheria	Peurperal Pyrexia	Poliomyelitis	Erysipelas	Pneumonia	Meningococcal Infection	Dysentery	Food Poisoning	Ophthalmia Neonatorum
CASES	—	15	126	132	—	—	2	2	11	—	20	13	—
DEATHS	—	—	—	—	—	—	—	—	11	—	—	—	—



The following table shows the number, monthly distribution and nature of cases of Infectious Diseases coming under the notice of the Medical Officer of Health during 1954.

	January	February	March	April	May	June	July	August	September	October	November	December	Total	Removed to Hospital
Smallpox	—	—	—	—	—	—	—	—	—	—	—	—	—	—
Scarlet Fever	1	—	2	1	3	1	2	1	2	1	—	1	15	5
Diphtheria	—	—	—	—	—	—	—	—	—	—	—	—	—	—
Enteric Fever	—	—	—	—	—	—	—	—	—	—	—	—	—	—
Para-Typhoid Fever	—	—	—	—	—	—	—	—	—	—	—	—	—	—
Puerperal Pyrexia	—	—	—	—	—	—	1	—	—	—	—	—	2	1
Erysipelas	—	—	—	—	—	—	—	—	—	—	—	—	—	—
Poliomyelitis—	—	—	—	—	—	—	—	—	—	—	—	—	—	—
Paralytic	—	—	1	—	—	—	—	—	—	—	1	—	2	1
Non-Paralytic	—	—	—	—	—	—	—	—	—	—	—	—	—	—
Pneumonia	—	5	—	—	1	1	—	—	—	1	—	3	11	1
Meningococcal Infection	—	—	—	—	—	—	—	—	—	—	—	—	—	—
Measles	30	28	7	13	11	1	14	8	3	3	2	6	126	—
Whooping Cough	5	—	2	5	8	13	18	14	10	26	8	23	132	1
Food Poisoning	—	—	—	—	—	—	6	1	3	—	—	3	13	1
Dysentery	—	5	3	5	3	2	—	1	—	—	1	—	20	6
Anthrax	—	—	—	—	—	—	—	—	—	—	—	—	—	—
Ophthalmia Neonatorum	—	—	—	—	—	—	—	—	—	—	—	—	—	—
Monthly Totals	36	38	15	24	26	18	41	26	18	31	12	36	321	16

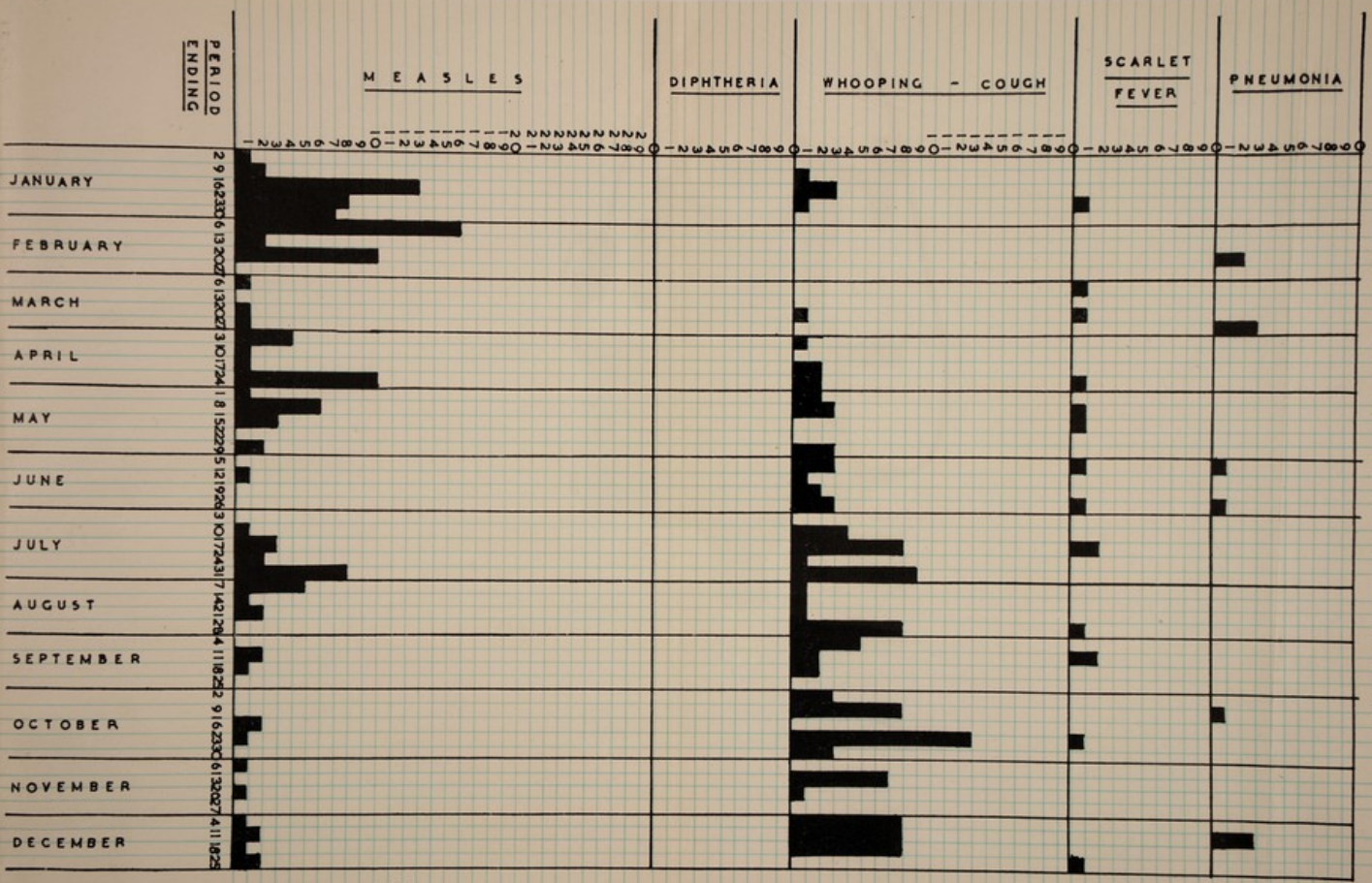
Table shewing the number of Infectious Diseases occurring during the year in each Township in the Rural District and the number of deaths.

	Pneumonia		Scarlet Fever		Diphtheria		Enteric Fever		Para-typhoid Fever		Whooping Cough		Measles		Erysipelas		Puerperal Pyrexia		Poliomylitis		Dysentery		Food Poisoning		Ophthalmia Neonatorum		Meningococcal Infection		Tuberculosis		TOTALS	
	C	D	C	D	C	D	C	D	C	D	C	D	C	D	C	D	C	D	C	D	C	D	C	D	C	D	C	D	C	D		
Aintree	2	-	1	-	-	-	4	-	9	-	1	-	-	-	-	-	-	-	-	-	7	-	-	-	-	-	4	1	26	3		
Altcar	1	-	-	-	-	-	1	-	6	-	-	-	-	-	-	-	-	-	-	-	-	-	-	-	-	-	-	8	-			
Aughton	1	-	1	-	-	-	3	-	2	-	-	-	-	-	-	-	-	-	-	1	-	-	6	-	-	2	1	16	2			
Bickerstaffe	-	-	-	-	-	-	5	-	-	-	-	-	-	-	-	-	-	-	-	-	-	1	-	-	-	1	7	-	-			
Bispham	-	-	1	-	-	-	-	-	-	-	-	-	-	-	-	-	-	-	-	-	-	-	-	-	-	-	-	1	-			
Downholland	1	1	-	-	-	-	7	-	10	-	-	-	-	-	-	-	-	-	-	-	-	-	-	-	-	2	-	20	1			
Halsall	-	-	-	-	-	-	7	-	34	-	-	-	-	-	-	-	-	-	-	-	-	2	-	-	-	3	-	46	-			
Hesketh Bank	2	1	1	-	-	-	20	-	3	-	-	-	-	-	-	-	-	-	-	-	1	-	1	-	-	2	30	1	-			
Ince Blundell	-	-	1	-	-	-	2	-	1	-	-	-	-	-	-	-	-	-	-	-	-	-	-	-	-	1	5	-	-			
Lydiate	1	1	-	-	-	-	6	-	1	-	-	-	-	-	-	-	-	-	-	-	2	-	-	-	-	3	12	1	-			
Maghull	1	1	-	-	-	-	9	-	34	-	-	-	-	-	-	-	-	-	-	1	-	2	-	-	-	16	2	62	3			
Melling	-	-	1	-	-	-	2	-	1	-	-	-	-	-	-	-	-	-	-	-	-	-	-	-	-	5	9	-	-			
Netherton	-	-	-	-	-	-	1	-	1	-	-	-	-	-	-	-	-	-	-	-	-	-	-	-	-	1	1	-	-			
North Meols	-	-	2	-	-	-	4	-	2	-	-	-	-	-	-	-	-	-	-	-	-	-	-	-	-	5	-	13	-			
Rufford	2	1	1	-	-	-	32	-	4	-	-	-	-	-	-	-	-	-	-	-	3	-	-	-	-	3	42	1	-			
Scarisbrick	1	1	1	-	-	-	8	-	7	-	-	-	-	-	-	-	-	-	-	-	7	-	-	-	-	3	27	2	-			
Sefton	-	1	-	-	-	-	4	-	4	-	-	-	-	-	-	-	-	-	-	-	-	-	-	-	-	1	4	2	-			
Simonswood	-	-	-	-	-	-	-	-	3	-	-	-	-	-	-	-	-	-	-	-	-	-	-	-	-	-	3	-	-			
Tarleton	2	1	-	-	-	-	8	-	2	-	-	-	-	-	-	-	-	-	-	-	-	1	-	-	-	1	14	2	-			
Thornton	-	-	-	4	-	-	12	-	7	-	-	-	-	-	-	-	-	-	-	-	-	1	-	-	-	4	27	-	-			
Totals	11	11	15	-	-	-	132	-	126	-	2	-	-	-	-	-	-	-	-	2	-	20	-	13	-	-	52	7	373	18		

NOTIFIABLE DISEASES DURING THE YEAR 1954.

NOTIFIABLE DISEASES	Total Cases at all Ages	TOTAL CASES NOTIFIED											Total Deaths	HOSPITAL			
		Under one Year	YEARS											Total Cases removed to Hospital	Deaths in Hospital of persons belonging to District		
			1-2	2-3	3-4	4-5	5-10	10-15	15-20	20-35	35-45	45-65				65 & over	
Smallpox	—	—	—	—	—	—	—	—	—	—	—	—	—	—	—	—	—
Scarlet Fever	15	—	—	1	12	—	—	—	—	—	—	—	—	—	—	—	—
Diphtheria	—	—	—	—	—	—	—	—	—	—	—	—	—	—	—	—	—
Enteric Fever	—	—	—	—	—	—	—	—	—	—	—	—	—	—	—	—	—
Para-Typhoid Fever	—	—	—	—	—	—	—	—	—	—	—	—	—	—	—	—	—
Puerperal Pyrexia	2	—	—	—	—	—	—	—	—	—	—	—	—	—	—	—	—
Erysipelas	2	—	—	—	2	—	—	—	—	—	—	—	—	—	—	—	—
Polionyelitis	11	—	—	—	—	—	—	—	—	—	—	—	—	—	—	—	—
Pneumonia	—	1	—	1	—	—	—	—	—	—	—	—	—	—	—	—	—
Meningococcal Infection	—	—	—	—	—	—	—	—	—	—	—	—	—	—	—	—	—
Measles	126	5	3	13	70	—	—	—	—	—	—	—	—	—	—	—	—
Whooping Cough	132	10	12	16	56	—	—	—	—	—	—	—	—	—	—	—	—
Food Poisoning	13	—	—	—	1	—	—	—	—	—	—	—	—	—	—	—	—
Dysentery	20	—	—	—	7	—	—	—	—	—	—	—	—	—	—	—	—
Anthrax	—	—	—	—	—	—	—	—	—	—	—	—	—	—	—	—	—
Ophthalmia Neonatorum	—	—	—	—	—	—	—	—	—	—	—	—	—	—	—	—	—
Pulmonary Tuberculosis	47	—	—	—	—	—	—	—	—	—	—	—	—	—	—	—	—
Non-Pulmonary Tuberculosis	5	—	—	—	—	—	—	—	—	—	—	—	—	—	—	—	—
Totals	373	16	17	35	34	38	148	7	17	25	11	19	6	42	7	15	

WEEKLY INCIDENCE OF INFECTIOUS DISEASES IN THE WEST  
LANCASHIRE RURAL DISTRICT DURING 1954





## DIPHTHERIA.

Central Clinics are held at certain of the schools in the Rural District where children from the neighbouring schools attend for immunisation treatment, together with pre-school children from the surrounding districts. In addition, monthly clinics are held at the Clinic, Ormskirk General Hospital, the Maghull Parish Institute, Scarisbrick Clinic and Tarleton Clinic, and a fortnightly clinic at the Banks School Clinic.

It is satisfactory to be able to report that no cases of Diphtheria occurred in the Rural District during the year. There is no doubt that this is due to the energetic policy of Immunisation which has been carried out over the last ten years.

### DIPHTHERIA IN THE WEST LANCASHIRE RURAL DISTRICT 1945-1954.

		1945	1946	1947	1948	1949	1950	1951	1952	1953	1954
CASES	....	7	6	16	5	—	—	1	—	—	—
DEATHS	....	—	—	1	1	—	—	—	—	—	—

### DIPHTHERIA IMMUNISATION.

Total Number of Children who have completed a full course of Immunisation up to and including 31st December 1954.

	Age Groups		Total Under 15 years
	0-4 years	5-14 years	
Total Population in Age Group	3,376	6,108	9,484
Total Number Immunised	1,762	4,118	5,880
Percentage	52.1	67.0	62.0

**DIPHTHERIA INCIDENCE DURING 30 YEARS**

5 Year Periods	Under 1	1-2	2-3	3-4	4-5	5-10	10-15	15-20	20-35	35-45	45-65	65 & up	TOTAL at all ages
1921-1925 ....	—	—	1	5	2	16	13	3	5	2	1	—	48
1926-1930 ....	1	3	5	3	9	57	31	13	17	3	2	1	145
1931-1935 ....	—	3	3	3	3	25	28	19	15	5	—	1	105
1936-1940 ....	—	—	4	9	6	48	27	13	18	3	1	—	129
1941-1945 ....	2	1	2	5	10	30	10	8	15	3	3	—	89
1946-1950 ....	1	—	3	1	1	6	8	2	2	3	—	—	27
1951....	—	1	—	—	—	—	—	—	—	—	—	—	1
1952....	—	—	—	—	—	—	—	—	—	—	—	—	—
1953....	—	—	—	—	—	—	—	—	—	—	—	—	—
1954....	—	—	—	—	—	—	—	—	—	—	—	—	—

DIPHtheria.

Number of persons, in age groups, completely immunised, or found to be Schick Negative.

Age	1938	1939	1940	1941	1942	1943	1944	1945	1946	1947	1948	1949	1950	1951	1952	1953	1954
Under 1 Year	1	1	2	14	41	30	22	17	25	85	58	192	171	241	196	206	218
1 Year	13	7	10	88	221	203	181	205	175	186	293	173	163	145	119	155	160
2 "	21	14	24	101	173	71	47	76	36	34	51	22	27	24	20	40	36
3 "	18	10	33	97	137	55	17	23	23	28	24	10	30	16	10	18	22
4 "	30	21	24	102	144	63	26	13	16	17	19	10	19	13	10	23	15
5 "	75	36	127	189	225	139	87	28	24	33	26	13	29	24	21	47	35
6 "	71	32	81	157	124	90	51	19	13	17	41	9	27	13	19	44	39
7 "	46	16	57	111	66	51	9	11	12	11	5	7	16	9	7	29	17
8 "	40	12	38	68	57	52	14	5	7	12	5	8	13	5	6	17	19
9 "	29	16	28	69	50	31	7	6	5	11	4	9	7	2	9	10	6
10 "	30	12	35	63	38	29	9	3	1	11	3	2	3	1	4	12	9
11 "	18	11	11	45	29	36	3	7	4	3	2	3	10	3	3	3	5
12 "	26	5	5	39	31	28	3	3	1	2	2	1	4	1	—	11	1
13 "	7	3	13	26	12	14	5	2	4	1	—	1	7	—	—	7	—
14 "	1	—	12	—	1	—	2	—	—	1	—	—	1	—	—	6	—
15 yrs. & over	2	2	7	2	3	—	—	2	—	1	—	1	4	1	—	2	—
TOTAL	428	198	507	1171	1352	892	483	420	346	453	533	461	531	498	424	630	582

Total un-  
der 5 yrs.  
at end of  
1954  
1,762

Total 5-9  
years at  
end of  
1954  
2,056

Total 10-  
14 years  
at end of  
1954  
2,062

Total number of children under 15 years now fully immunised 5,880



### SCARLET FEVER.

Fifteen cases of Scarlet Fever were notified during the year.

All cases were of a mild type, but it was necessary to remove 5 of them to hospital. The general policy is to remove to hospital such cases of Scarlet Fever as are living under over-crowded conditions, or in such circumstances that they become conveyors of infection through inefficient isolation.

The following table shews the incidence and mortality from Scarlet Fever during the past ten years :—

	1945	1946	1947	1948	1949	1950	1951	1952	1953	1954
CASES	121	57	33	47	61	63	18	52	56	15
DEATHS	—	—	—	—	—	—	—	—	—	—

### MEASLES.

During the year 126 cases of Measles were notified.

This was a decrease on the figure for 1953.

The following table indicates the incidence and fatality of this disease during the past ten years :—

	1945	1946	1947	1948	1949	1950	1951	1952	1953	1954
CASES	138	139	189	421	412	254	581	233	431	126
DEATHS	—	—	—	—	2	—	—	—	—	—

### WHOOPING COUGH.

One hundred and thirty-two cases of Whooping Cough were notified during the year, compared with 182 in 1953 and 76 in 1952.

### PNEUMONIA.

Eleven cases of Pneumonia were notified during 1954. Deaths from Pneumonia number 11.

There are no facilities locally for the typing of pneumocci and for the provision of appropriate type sera, such work being of necessity performed in one of the large towns adjacent to the District.

### POLIOMYELITIS.

Two cases of Poliomyelitis were notified during the year. There were no deaths from this disease.

### FOOD POISONING.

Thirteen cases of Food Poisoning were notified during the year. No deaths were recorded.

### TUBERCULOSIS.

Summary of notifications under the Public Health (Tuberculosis Regulations 1930) received during 1954.

Age Periods Years	NEW CASES				DEATHS			
	Respiratory		Non-Respiratory		Respiratory		Non-Respiratory	
	M.	F.	M.	F.	M.	F.	M.	F.
1—5	3	1	1	—	—	—	2	—
5—10	—	—	—	—	—	—	—	—
10—15	—	—	—	—	—	—	—	—
15—20	1	5	—	1	—	—	—	—
20—25	1	2	—	1	—	—	—	—
25—35	7	6	—	1	—	1	—	—
35—45	5	3	—	—	2	—	—	—
45—55	7	1	—	—	—	—	—	—
55—65	2	—	—	—	1	—	—	—
65 and upwards	2	1	—	1	1	—	—	—
Totals	28    19		1    4		4    1		2    —	
	47		5		5		2	

### CHEST CLINICS.

“ELLESMERE,” CROSBY ROAD NORTH, WATERLOO.

Sessions are held on Mondays and Wednesdays at 2 p.m., and 9 a.m. to 5 p.m. on Thursdays.

A Children's Clinic is held at 9 a.m. to 1 p.m. on Tuesdays, and a B.T.G. Clinic on Fridays at 9 a.m.

Dr. J. H. Gifford is the Tuberculosis Physician for the area.

CHEST CLINIC, COUNTY HOSPITAL, ORMSKIRK.

Sessions are held on Tuesdays at 9—12 a.m. and 1-30—5 p.m., and on Thursdays at 1-30—5 p.m. Dr. D. N. Leeming and Dr. R. S. Nicholson are the Tuberculosis Physicians in attendance.

Two Tuberculosis Health Visitors attend the Clinics and follow up patients in their own homes.

A Pulmonary Hospital of 52 beds is situated at Rufford.

The number of cases of Pulmonary Tuberculosis shews an increase of three over the previous year.

**NOTIFICATIONS ON FORM 1 BY MEDICAL OFFICERS  
OF HOSPITALS.**

	Sanatoria and Pulmonary Hospitals	Military and General Hospitals
Pulmonary :		
Male .....	1	13
Female .....	4	8
Non-Pulmonary :		
Male .....	—	—
Female .....	—	3

The following table is an analysis of the occupations of the 52 new cases of Tuberculosis notified during 1954 :—

Occupation	Pulmonary		Non-Pulmonary	
	Males	Females	Males	Females
Under 5 years .. .. .	3	1	1	—
School Child (5-14) .. .. .	—	—	—	—
Housewife .. .. .	—	5	—	1
Occupation unknown .. .. .	8	5	—	1
Wharfinger .. .. .	1	—	—	—
Comptometer Operator .. .. .	—	1	—	—
Shop Assistant .. .. .	—	—	—	1
Engineer .. .. .	1	—	—	—
Student Teacher .. .. .	—	1	—	—
Chemist .. .. .	1	—	—	—
Electrical Engineer .. .. .	1	—	—	—
Clerk .. .. .	2	4	—	1
Driver .. .. .	2	—	—	—
Storekeeper .. .. .	1	—	—	—
Process Worker .. .. .	1	—	—	—
Factory Worker .. .. .	2	1	—	—
Upholsterer .. .. .	1	—	—	—
Student .. .. .	1	—	—	—
Engineer Officer .. .. .	1	—	—	—
Labourer .. .. .	1	—	—	—
Receptionist .. .. .	—	1	—	—
Sea Steward .. .. .	1	—	—	—
<b>TOTAL .. .. .</b>	<b>28</b>	<b>19</b>	<b>1</b>	<b>4</b>

In 58 houses inspected during the year by reason of tuberculosis inmates, 36 slept in separate bedrooms, 9 in separate beds and in 13 cases the patients did not have separate beds.

**Section D**  
**REPORT OF CHIEF SANITARY INSPECTOR**  
**SANITARY CIRCUMSTANCES OF THE AREA.**  
*WATER SUPPLY*

The following table summaries the water supply in the Rural District for the year ending 31st December, 1954.

**SUMMARY OF WATER SUPPLIES FOR THE YEAR ENDING 31st DECEMBER, 1954.**

PARISHES	SUPPLIED FROM PUBLIC MAINS									Other Supplies			Total Number of houses and Percentages	
	Upholland Urban District Council	Chorley Rural District Council	Wigan Rural District Council	Liverpool Corporation	Ormskirk Urban District Council	St. Helens Corporation	Preston Corporation	Southport & Dist. Water Board	TOTALS	Wells, Rainwater Tanks, etc.	Increase	Decrease	TOTAL NUMBER OF HOUSES	Percentages
Kintree ....	—	—	—	1274	—	—	—	—	1274	—	—	—	1274	100·0
Altcar ....	—	—	—	—	—	—	—	212	212	2	—	1	214	99·0
Aughton ....	—	—	—	—	—	2	—	1247	1249	4	—	—	1253	99·6
Bickerstaffe ....	6	—	—	4	—	1	—	405	416	4	—	—	420	99·0
Bispham ....	—	2	67	—	1	—	—	—	70	2	—	—	72	97·2
Downholland ....	—	—	—	—	—	—	—	259	259	4	—	—	263	98·4
Halsall ....	—	—	—	—	—	—	—	645	645	10	—	1	655	98·3
Hesketh Bank ....	—	—	—	—	—	—	582	—	582	2	—	—	584	99·6
Ince Blundell ....	—	—	—	133	—	—	—	11	144	2	—	—	146	98·6
Lydiate ....	—	—	—	—	—	—	—	886	886	8	—	2	894	99·0
Maghull ....	—	—	—	—	—	5	—	3143	3148	2	—	2	3150	99·8
Melling ....	—	—	—	—	—	431	—	—	431	1	—	—	432	99·7
Netherton ....	—	—	—	101	—	—	—	—	101	—	—	—	101	100·0
North Meols ....	—	—	—	—	—	—	6	754	760	14	—	—	774	98·1
Rufford ....	—	—	—	—	377	—	—	—	377	1	—	—	378	99·7
Scarisbrick ....	—	—	—	—	6	—	—	853	859	14	—	—	873	98·3
Sefton ....	—	—	—	139	—	—	—	—	139	—	—	—	139	100·0
Simonswood ....	—	—	—	1	—	66	—	—	67	2	—	—	69	97·1
Farleton ....	—	—	—	—	2	—	863	—	865	3	—	—	868	99·6
Thornton ....	—	—	—	654	—	—	—	—	654	—	—	—	654	100·0
TOTALS ....	6	2	67	2306	386	505	1451	8515	13138	75	—	6	13213	99·4

## BACTERIOLOGICAL EXAMINATION OF WATER.

### Main Supplies.

Regular samples of all mains water supplies are taken throughout the year in order to ensure the purity of the supply. All samples during 1954 shewed a pure and satisfactory water for human consumption.

### Other Supplies.

Samples of water have been taken from wells and other local sources of water from time to time. Where these samples on bacteriological examination have proved to be unsatisfactory for human consumption the householder has been advised, and action has been taken to require an alternative supply of water to be provided.

### 1954—SEWERAGE AND SEWAGE DISPOSAL.

The following conversions have been effected during the year :—

Privies to Water Closets	....	....	....	14
Pails to Water Closets	....	....	....	34
Privies to Pails	....	....	....	4
Fixed Receptacles to Metal Bins	....	....	....	52

### SUMMARY OF CONVERSIONS FOR THE YEARS 1945-1954.

Year	Privies to Water Closets	Pails to Water Closet	Privies to Pails	Ashpits to Bins
1945 ....	4	9	17	4
1946 ....	6	—	3	9
1947 ....	12	2	5	19
1948 ....	17	5	11	33
1949 ....	26	11	12	48
1950 ....	40	2	29	71
1951 ....	26	24	3	47
1952 ....	27	15	10	52
1953 ....	3	6	2	11
1954 ....	14	34	4	52

**SANITARY CONVENIENCES 1954.**

PARISH	CLOSET ACCOMMODATION			REFUSE ACCOMMODATION		
	W.C's	Pails	Privies	Dry Ashpits	Privy Middens	Bins
Aintree ....	1,269	3	2	—	2	1,272
Altcar ....	153	47	14	8	14	182
Aughton ....	1,152	18	83	9	83	1,136
Bickerstaffe ....	222	98	100	6	100	275
Bispham ....	18	6	48	—	48	24
Downholland ....	150	17	96	4	96	157
Halsall ....	364	74	217	—	217	438
Hesketh Bank ....	387	166	31	—	31	524
Ince Blundell ....	106	21	19	—	19	84
Lydiate ....	780	21	93	16	93	785
Maghull ....	3,102	15	33	8	33	3,097
Melling ....	316	85	31	—	31	382
Netherton ....	96	5	—	—	—	96
North Meols ....	385	282	102	—	102	581
Rufford ....	264	57	57	—	57	297
Scarisbrick ....	515	77	281	—	281	583
Sefton ....	107	18	14	—	14	121
Simonswood ....	27	25	17	3	17	21
Tarleton ....	586	190	92	3	92	643
Thornton ....	646	2	6	—	6	646
<b>TOTALS</b> ....	<b>10,645</b>	<b>1,227</b>	<b>1,336</b>	<b>57</b>	<b>1,336</b>	<b>11,344</b>
<b>Percentage</b> ....	<b>80.5%</b>	<b>9.2%</b>	<b>10.1%</b>	<b>0.44%</b>	<b>10.4%</b>	<b>89%</b>

TABLE SHOWING MATTERS DEALT WITH BY SANITARY INSPECTORS DURING THE YEAR 1954.

PARISH	PUBLIC HEALTH ACT 1936.							WATER SUPPLY PUBLIC HEALTH (ACT 1936)			FOOD AND DRUGS ACT 1938							SHOPS ACT, 1950	INSPECTIONS	SCHOOLS	Total Number of Inspections	
	Premises Inspected	Nuisances Found	Nuisances Abated	Informal Notices	Statutory Notices	Drains Cleared	Re-inspections	Section 137	Section 138	Samples Taken	Dairies Inspections	Licensed Premises Inspections	Bakery Inspections	Ice Cream Premises Inspections	Other Food Premises Inspections	Food Condemned Lbs.	Inspections					Inspections
Aintree	26	31	26	16	1	8	62	223	—	—	4	6	—	11	15	—	21	15	1	392		
Altcar	3	3	3	3	—	—	9	3	—	—	—	—	—	5	2	13	2	4	—	28		
Aughton	17	26	19	18	—	11	54	87	—	—	7	18	8	19	22	9	30	16	2	291		
Bickerstaffe	10	14	12	12	—	—	21	—	2	—	—	3	3	4	4	—	6	5	1	59		
Bispham	1	1	1	1	—	—	4	—	—	—	—	5	—	—	1	—	—	—	1	12		
Downholland	6	9	14	5	—	2	15	23	—	—	—	13	—	3	6	—	4	5	4	81		
Halsall	22	30	27	19	—	12	46	15	—	—	6	6	—	9	11	—	11	12	1	151		
Hesketh Bank	20	19	19	12	—	2	24	4	—	—	7	2	5	16	18	—	25	7	2	132		
Ince Blundell	2	2	2	2	—	—	6	18	—	—	—	8	—	4	3	—	2	1	4	48		
Lydiate	14	16	28	11	—	2	23	129	2	—	7	7	—	9	6	307	4	17	2	222		
Maghull	123	193	174	92	—	28	227	130	2	—	18	16	5	46	53	13	54	31	6	739		
Melling	36	40	32	22	—	2	59	17	—	—	—	11	5	16	9	—	9	17	1	182		
Netherton	10	10	10	7	—	—	17	—	—	—	—	2	—	—	2	—	1	5	1	38		
North Meols	37	44	34	25	—	1	66	3	—	—	16	—	3	15	24	35	50	19	4	238		
Rufford	7	9	9	5	—	1	19	20	—	—	—	6	—	12	14	154	21	12	3	115		
Scarisbrick	59	72	61	45	1	15	84	3	—	—	6	12	—	23	27	—	28	25	2	284		
Sefton	1	1	1	1	—	—	2	—	—	—	—	2	—	—	—	455	—	2	1	8		
Simonswood	—	—	—	—	—	—	—	—	—	—	9	2	—	32	16	121	1	52	—	112		
Tarleton	26	27	35	17	—	—	49	13	—	—	7	9	8	15	19	192	37	31	3	217		
Thornton	15	16	16	12	—	5	27	9	—	—	—	10	—	2	4	—	3	4	—	79		
TOTALS	435	563	523	325	2	89	813	697	4	2	87	138	37	241	256	1299	309	280	39	3428		

## Section E

### HOUSING.

#### STATISTICS

	<i>Houses.</i>	<i>Flats.</i>
Number of new houses erected during the year:		
(i) By the local authority	205	84
(ii) By other local authorities	none	—
(iii) By other bodies or persons	366	—
1. Inspection of dwelling houses during the year :—		
(1) (a) Total number of dwelling houses inspected formally or informally for housing defects (under Public Health or Housing Acts)		632
(b) Number of inspections, formal or informal made for the purpose		851
(2) (a) Number of dwelling houses (included under sub-head (1) above) which were inspected and recorded under the Housing Consolidated Regulations 1925 and 1932		123
(b) Number of inspections made for the purpose		195
(3) Number of dwelling houses found to be in a state so dangerous or injurious to health as to be unfit for human habitation		4
(4) Number of dwelling houses (exclusive of those referred to under the preceding sub-head) found not to be in all respects reasonably fit for human habitation		210
2. Remedy of defects during the year without service of formal notices :—		
Number of defective dwelling houses rendered fit in consequence of informal action by the local authority or their officers		234
3. Action under statutory powers during the year :—		
(a) Proceedings under section 9, 10 and 16 of the Housing Act, 1936 :		
(1) Number of dwelling houses in respect of which formal notices were served requiring repairs		nil.
(2) Number of dwelling houses which, after service of formal notices, were rendered fit :		
(a) By owners		—
(b) By local authority in default of owners		—
(b) Proceedings under Public Health Acts :		
(1) Number of dwelling houses in respect of which formal notices were served requiring defects to be remedied		3
(2) Number of dwelling houses in which defects were remedied after service of formal notices:—		
(a) By owners		3
(b) By local authority in default of owners		—
(c) Proceedings under section 11 and 13 of the Housing Act, 1936 :		
(1) Number of dwelling houses in respect of which Demolition Orders were made		4
(2) Number of dwelling houses demolished in pursuance of Demolition Orders		3



(3)	Number of dwelling houses in respect of which undertakings "not to occupy" were accepted by the local authority	....	....	....	....	nil.
(d)	Proceedings under section 12 of the Housing Act, 1936 and section 10 Local Government Miscellaneous Provisions) Act, 1953 :					
(1)	Number of dwelling houses in respect of which Closing Orders were made	....	....	....	....	5
(2)	Number of Closing Orders which were determined by County Court	....	....	....	....	2
(e)	Proceedings under section 25 of the Housing Act, 1936 :					
(1)	Number of clearance areas represented	....	....	....	....	nil.
(2)	Number of houses concerned in (1)	....	....	....	....	nil.
(3)	Number of areas cleared	....	....	....	....	nil.
(4)	Number of houses concerned in (3)	....	....	....	....	nil.
(5)	Number of residents displaced in (3) and (4)	....	....	....	....	nil.
(6)	Number of houses built by local authority to rehouse residents displaced under Clearance Orders	....	....	....	....	nil.
4.	Housing Act, 1936—Part IV—Overcrowding :					
(i)	Number of dwellings overcrowded at the end of the year	....	....	....	....	not known.
(ii)	Number of families dwelling therein	....	....	....	....	—
(iii)	Number of persons dwelling therein	....	....	....	....	—
(b)	Number of new cases of overcrowding reported during the year	....	....	....	....	nil.
(c)	(i) Number of cases of overcrowding relieved during the year	....	....	....	....	nil.
	(ii) Number of persons concerned in such cases	....	....	....	....	nil.

		<i>Schemes of private bodies or individuals</i>	<i>Schemes of local authority</i>
5.	Housing Acts, 1949-54—Improvement Grants, etc.		
(a)	(i) Number of Schemes submitted :		
	(a) by private individuals to local authority	....	2
	(b) by local authority to Ministry	....	—
	(ii) Number of dwelling houses or other buildings affected	....	4
(b)	(i) Number of Schemes finally approved	....	2
	(ii) Number of dwelling houses or other buildings affected	....	4
	(iii) Number of additional separate dwellings to be provided under the approved Schemes	....	none.
(c)	Number of additional separate dwellings actually completed during the year	....	none.

## Section F

### INSPECTION AND SUPERVISION OF FOOD.

#### 1. Milk and Dairies Regulations 1949.

There are 50 milk distributors registered with the Local Authority, 27 of which have dairy premises in the district.

87 visits were made to these dairies and the premises were found satisfactory.

#### 2. The Milk (Special Designation) (Raw Milk) Regulations 1949.

Dealers Licences (including Supplementary Licences) issued under the above Regulations are as follows :—

Tuberculin Tested	....	....	....	28
-------------------	------	------	------	----

#### The Milk (Special Designation) (Pasteurised and Sterilised) Regulations 1949.

Dealers Licences (including Supplementary Licences) issued under the above Regulations are as follows :—

Pasteurised	....	....	....	22
Sterilised	....	....	....	22

#### 3. Milk Sampling.

Eighty four samples for Tuberculosis were taken by the Inspectors during the year. One proved positive and eighty three negative.

The positive cases were referred to the Divisional Inspector, Ministry of Agriculture and Fisheries.

Eighteen samples for Methylene Blue Test were taken, twelve were satisfactory and six unsatisfactory.

Six samples were taken for Brucella Abortus, five proving negative and one positive.

The unsatisfactory cases for the Methylene Blue, and the positive case of the Brucella Abortus test were referred to the Ministry of Agriculture and Fisheries for any action considered necessary.

#### 4. Shellfish Sampling.

Ten samples of cockles were obtained from shellfish premises in the area, and these samples showed a satisfactory result after boiling.

#### 5. Bakehouses.

There are ten bakehouses in the district, distributed as follows :—

Aughton	2	Maghull	2	North Meols	1
Bickerstaffe	1	Melling	1	Tarleton	2
Hesketh Bank	1				

Thirty seven inspections have been made during the year, and the premises are kept in a satisfactory state.

## 6. Ice Cream.

There are four manufacturers and eighty-six dealers of ice cream in the area.

Two hundred and forty one visits were made to the premises where the ice cream is manufactured and sold.

During the year fifty-seven samples of ice cream were obtained and submitted for the Methylene Blue Reduction Test.

Results of these samples were :—

Grade I	—	39
Grade II	—	12
Grade III	—	3
Grade IV	—	3

Of the total samples taken 89% were in Grade I and II.

## 7. Meat and Other Foods.

Byelaws under Section 15, Food and Drugs Act 1938, for securing observance of sanitary and cleanly conditions and practices in connection with the handling, wrapping and delivery of food sold, are in operation.

Shops, vehicles and premises where food is prepared, stored, conveyed or sold, are kept under constant supervision, and two hundred and twenty one inspections were made.

The following meat and other foods were condemned during the year :—

PLACE	WEIGHT CONDEMNED		
	cwts	qtrs	lbs.
Various retail shops and food manufacturing premises ....	11	2	11

## 8. Factories.

The total number of factories with and without mechanical power is 202.

280 inspections were made and 15 defects found, 15 defects being remedied.

### 1. INSPECTIONS.

Premises	Number on Register	Number of		
		In-spections	Written Notice	Occupiers Prosecuted
(i) Factories in which Sections 1, 2, 3, 4 and 6 are to be enforced by Local Authority ....	23	62	—	—
(ii) Factories not included in (i) in which Sec. 7 is enforced by the Local Authority ....	160	197	—	—
(iii) Other premises in which Sec. 7 is enforced by Local Authority	19	21	—	—
<b>TOTAL</b> ....	<b>202</b>	<b>280</b>	<b>—</b>	<b>—</b>

## 2. DEFECTS FOUND.

Premises	Number of cases in which defects were found				Number of cases in which Prosecutions were Instituted
	Found	Remedied	Referred		
			To H.M. Inspector	By H.M. Inspector	
Want of cleanliness (Sec. 1) ....	4	4	—	—	—
Overcrowding (Sec. 2.) ....	—	—	—	—	—
Unreasonable temperature (Sec. 3) ....	—	—	—	—	—
Inadequate ventilation (Sec. 4) ....	—	—	—	—	—
Ineffective drainage of floors (Sec. 6) ....	2	2	—	—	—
Sanitary conveniences (Sec. 7) :					
(a) Insufficient ....	3	3	—	—	—
(b) Unsuitable or defective ....	5	5	—	—	—
(c) Not separate for sexes ....	—	—	—	—	—
Other offences against the Act	1	1	—	—	—
<b>TOTALS</b> ....	<b>15</b>	<b>15</b>	<b>—</b>	<b>—</b>	<b>—</b>

### FOOD AND DRUGS ACTS, 1938 TO 1950.

The Lancashire County Council Sampling Officer obtained a total of 317 samples of food during the year.

Of this total, 235 were milk, the remainder comprising :—

2 Whole orange drink.	3 Blancmange powder
2 Butter	3 Flour confectionery
1 Margarine	1 Sweets (Chocolate Easter Egg)
1 Meat pies	1 Orange juice
1 Sponge cake and sponge pudding mixture unsweetened	3 South African Oranges
3 Sponge cake and sponge pudding mixture sweetened	3 Australian apples
3 Baking powder	3 Borax
3 Honey	1 Pancake and Yorkshire pudding mixture
1 Beef sausage	1 Steamed pudding mixture, sweetened
2 Fish, canned	1 Rice pudding mixture
2 Milk, condensed full cream, unsweetened	4 Sweets
2 Milk, condensed full cream, sweetened	2 Cut mixed peel
1 Boric ointment	2 Ground almonds
1 Sugar	1 Glace cherries
2 Icing sugar	1 Mincemeat
1 Castor sugar	1 Cake mixture sweetened
2 Ice cream	3 Christmas pudding
1 Cooking fat	5 Whisky
1 Olive oil	1 Rum
1 Arrowroot	1 Coffee
2 Cream, canned	3 Cocoa
1 Cornflour	1 Barley
	1 White pepper

All the above samples were reported by the County Analyst to be genuine with the exception of the following :—

SAMPLE	RESULT OF ANALYSIS	ACTION TAKEN
1 informal milk	Deficient 3.3% fat and low in solids-not-fat.	Vendor notified.
1 whole orange juice	Contained only 7% of whole orange	Formal sample obtained.
1 formal whole orange juice	Consisted of a soft drink containing only 7% of whole orange	Prosecution. Vendor fined £5 and £4/4/0 costs.
1 informal milk	Deficient 3.3% fat —	Same vendor.
1 informal milk	Deficient 5% fat —	Vendor notified.
1 formal milk	Deficient 6.6% fat	Vendor notified.
1 formal milk	Deficient 6.6% fat whilst the freezing point indicates the presence of 1.1% of extra-neous water	Vendor cautioned and further sample obtained.
1 orange juice	Consisted of a soft drink containing only 10% orange (including juice)	Prosecution. Vendor fined £4 and £5/5/0 costs.
1 informal milk	The freezing point indicates presence of 0.5% of extra-neous water	Vendor cautioned and further sample obtained.
1 borax	Arsenic 25 parts per million i.e. 21 parts per million above maximum B.P. limit	Packers communicated with.
1 informal milk	Deficient 30% fat	Formal sample obtained.
1 formal whisky	Contained 2.3% excess water	Vendor cautioned and further sample advised.

### The Prevention of Damage by Pests Act 1949.

The two Rodent Operators continued to carry out the routine work of investigating, baiting and poisoning at various properties in the district.

The methods recommended by the Ministry of Agriculture and Fisheries are usually employed and have proved very successful.

The treatment of sewers and sewage works is undertaken by the Surveyor's Department, and periodical re-treatments are carried out to prevent serious re-infestations.

The closest co-operation exists with the Lancashire Agricultural Executive Committee in respect of farm lands.

REPORT FOR THE YEAR ENDING 31st DECEMBER, 1954.

1. PREVALENCE OF RATS AND MICE.

Type of Property	(i)		(ii) No. of Properties in Local Authority's Area in which infestation was			(iv) Recorded Total of (ii) & (iii)		(v) Analysis of Column (iv)	
	Total Properties	Notified by Occupier	Otherwise Discovered	Notified by Occupier	Otherwise Discovered	Recorded Total of (ii) & (iii)	Number infested by		
							Major	Minor	Mice only
Local Authority's Property	12	11	—	11	—	11	11	—	
Dwelling Houses	13,292	104	51	155	51	155	103	52	
Business Premises	497	32	14	46	14	46	41	5	
Agricultural Property	701	8	—	8	—	8	8	—	
<b>TOTALS</b>	<b>14,502</b>	<b>155</b>	<b>65</b>	<b>220</b>	<b>65</b>	<b>220</b>	<b>163</b>	<b>57</b>	

2. MEASURES OF CONTROL BY LOCAL AUTHORITY.

Type of Property	No. of properties inspected	No. of inspections made	Number of notices served under Section 4		Number of treatments carried out			Block treatments of properties in different occupancies under Sec. 6 (1) or by informal arrangement.		
			Treatment	Works	by arrangement with Occupier		Under Section 5 (1)	Number of Blocks	Number of separate Occupancies	Associated sewers Number of manholes treated
					Rats	Mice Only				
Local Authority's Property	12	72	—	—	11	—	—	—	—	
Dwelling Houses	1,453	1,872	—	—	103	52	—	—	—	
Business Premises	104	282	—	—	41	5	—	—	—	
Agricultural Property	53	86	—	—	8	—	—	—	—	
<b>TOTALS</b>	<b>1,622</b>	<b>2,312</b>	<b>—</b>	<b>—</b>	<b>163</b>	<b>57</b>	<b>—</b>	<b>—</b>	<b>—</b>	

Year	Month	Day	Particulars	Debit	Credit	Balance
1911	Jan	1	Balance forward			100.00
1911	Jan	15	By Cash		50.00	150.00
1911	Jan	31	Balance			150.00
1911	Feb	1	Balance forward			150.00
1911	Feb	15	To Cash	20.00		130.00
1911	Feb	28	Balance			130.00
1911	Mar	1	Balance forward			130.00
1911	Mar	15	To Cash		30.00	160.00
1911	Mar	31	Balance			160.00
1911	Apr	1	Balance forward			160.00
1911	Apr	15	To Cash		40.00	200.00
1911	Apr	30	Balance			200.00
1911	May	1	Balance forward			200.00
1911	May	15	To Cash		50.00	250.00
1911	May	31	Balance			250.00
1911	Jun	1	Balance forward			250.00
1911	Jun	15	To Cash		60.00	310.00
1911	Jun	30	Balance			310.00
1911	Jul	1	Balance forward			310.00
1911	Jul	15	To Cash		70.00	380.00
1911	Jul	31	Balance			380.00
1911	Aug	1	Balance forward			380.00
1911	Aug	15	To Cash		80.00	460.00
1911	Aug	31	Balance			460.00
1911	Sep	1	Balance forward			460.00
1911	Sep	15	To Cash		90.00	550.00
1911	Sep	30	Balance			550.00
1911	Oct	1	Balance forward			550.00
1911	Oct	15	To Cash		100.00	650.00
1911	Oct	31	Balance			650.00
1911	Nov	1	Balance forward			650.00
1911	Nov	15	To Cash		110.00	760.00
1911	Nov	30	Balance			760.00
1911	Dec	1	Balance forward			760.00
1911	Dec	15	To Cash		120.00	880.00
1911	Dec	31	Balance			880.00
1912	Jan	1	Balance forward			880.00
1912	Jan	15	To Cash		130.00	1010.00
1912	Jan	31	Balance			1010.00

