

[Report 1953] / Medical Officer of Health, West Lancashire R.D.C.

Contributors

West Lancashire (England). Rural District Council.

Publication/Creation

1953

Persistent URL

<https://wellcomecollection.org/works/ntjyp848>

License and attribution

You have permission to make copies of this work under a Creative Commons, Attribution license.

This licence permits unrestricted use, distribution, and reproduction in any medium, provided the original author and source are credited. See the Legal Code for further information.

Image source should be attributed as specified in the full catalogue record. If no source is given the image should be attributed to Wellcome Collection.



Wellcome Collection
183 Euston Road
London NW1 2BE UK
T +44 (0)20 7611 8722
E library@wellcomecollection.org
<https://wellcomecollection.org>

Library

HEALTH
E20 AUG 54
C.R. 55

Public Health Department

MINISTRY OF HEALTH
LIBRARY

ANNUAL REPORT

ON THE HEALTH OF THE

West Lancashire Rural District

DURING THE YEAR

1953

BY

J. GORDON HAILWOOD, M.D., Ch.B., M.R.C.S.,
L.R.C.P., D.P.H.

Medical Officer of Health.



Public Health Department

ANNUAL REPORT

ON THE HEALTH OF THE

West Lancashire Rural District

DURING THE YEAR

1953

BY

J. GORDON HAILWOOD, M.D., Ch.B., M.R.C.S.,
L.R.C.P., D.P.H.

Medical Officer of Health.

WEST LANCASHIRE RURAL DISTRICT COUNCIL

1953.

Chairman J. LEIGH

Vice-Chairman A. W. GLENN

Aintree	Arthur Davenhill, J.P. Richard Martland
Altcar	Stanley Ashcroft.
Aughton	Wm. E. Rothwell. John Leigh. G. H. McElroy.
Bickerstaffe	James Heyes. John Stockley.
Bispham	T. J. Glover.
Downholland	T. A. Park.
Ford	Patrick J. Reilly.
Halsall	John P. Cropper. J. Rimmer.
Hesketh-with-Becconsall	E. E. Iddon.
Ince Blundell	Chas. F. Kuhl.
Lydiate	Miss M. J. Barnes, J.P.
Maghull	Samuel H. Hudson. H. Stafford Moreton, J.P. A. W. Glenn. James Cain. Mrs. B. E. Long. Mrs. W. M. Mitchell. W. E. Long.
Melling	Tom Sergeant.
Netherton	E. M. Houghton.
North Meols	J. Schwartzman. Miss E. Rushton.
Rufford	Harvey Haigh, J.P.
Scarisbrick	James Sephton. G. Ainscough.
Sefton	F. W. Preston. Wm. Stubbs.
Simonswood	R. E. Gregson.
Tarleton	John Hunter. A. R. Lund.
Thornton	Ernest Letter. Reginald Phillips.

HEALTH COMMITTEE.

Miss M. J. BARNES, J.P.....Chairman

Mr. F. W. PRESTON.....Vice-Chairman

All Members of the Council.

STAFF OF PUBLIC HEALTH DEPARTMENT.

Medical Officer of Health

J. G. HAILWOOD, M.D., Ch.B., M.R.C.S., L.R.C.P. D.P.H.

Sanitary Officers and Meat Inspectors

ROBERT W. BINGHAM, Chief Officer.

JAMES AINSWORTH (Chief Officer—Retired 31st March, 1953).

J. HAILWOOD.

H. JACOBS.

Housing Survey Assistant

F. PENNINGTON.

Clerical Staff.

Miss P. McKENZIE.

Miss B. DUTTON.

All are whole-time Officials.

TO THE CHAIRMAN AND MEMBERS OF THE
HEALTH COMMITTEE

Ladies and Gentlemen,

I have the honour to present my eighth Annual Report on the Health of West Lancashire during the year 1953.

The District has remained healthy and the number of infectious diseases notified was low, only 736 cases being notified. This was, however, a slight increase on the number notified in 1952, namely 418. The increase was mainly attributable to Measles, of which 431 cases were notified, and Whooping Cough with 182 cases. The incidence of Measles was greatest in February and March, while the highest number of Whooping Cough cases occurred in July, although they occurred mildly throughout the year. Immunisation against Whooping Cough is now available and as the number of babies so immunised increases, so the incidence of Whooping Cough should fall.

There were 51 cases of Pulmonary Tuberculosis notified compared with 45 in 1952, there is thus no decline in the incidence of this disease and there will not be until more facilities exist for removing infectious cases from their home surroundings.

The Birth Rate was 13.7 compared with 12.0 in 1952, a satisfactory increase but still below the level for England and Wales at 15.5 per 1,000 population.

The Death Rate was 11.9 compared with 10.1 in 1952, and above the general rate for England and Wales at 11.4 per 1,000 population. The Infantile Death Rate was 36 per 1,000 live births, a regrettable increase on the record low figure of 11 in 1952. This figure relates to deaths of infants under one year, but of the 22 babies who died, 20 were actually under 4 weeks of age.

The work of the Sanitary Inspectors has continued to be of a high standard during the year; the Inspectors have visited 3,064 individual premises, and 533 defects or nuisances were discovered. Particular attention has been paid to the supervision of food premises to ensure that all commodities are prepared, stored and sold in a hygienic manner.

A major problem of a large Rural Authority is to provide main water supply and sewerage, and it is of interest to note that in the West Lancashire Rural District there are now 99.3% of all houses on main water supply, while 80% have water closets and, therefore, some form of waterborne sewage disposal.

During the year Mr. James Ainsworth, who had been in the service of the Council for 40 years, retired from the post of Chief Sanitary Inspector. Mr. Ainsworth was well known to the people of West Lancashire and his work for the Council over these years has been of the greatest value. It is hoped that he will have a long and happy retirement.

In conclusion, I would like to thank the Health Committee for their support and encouragement during the year, and the Members of the Staff for their assistance at all times.

I am, Ladies and Gentlemen,

Yours obedient Servant,

J. G. HAILWOOD,

June, 1954.

Medical Officer of Health,

Section A

STATISTICS OF THE AREA FOR 1953.

Area of the District (acres)	66,478
Population (Registrar General's Mid-1953 Estimate)	42,440
Number of inhabited houses according to Rate Books	12,938
Rateable Value	£286,087
Sum represented by a Penny Rate	£1,137
Births	614
Deaths	475
Infantile Mortality Rate per 1,000 live births	36

BIRTHS.

There were 614 births recorded during the year, of which 296 were male and 318 female ; and including 17 illegitimate births, 8 male and 9 female. The crude birth rate was 14·5 per 1,000 population. The adjusted birth rate per 1,000 population (comparability factor 0·95) was 13·7 compared with 12·0 in 1952. The birth rate for England and Wales was 15·5.

Still Births.

The number of still births during 1953 was 12, of which 7 were male and 5 female. This is equivalent to a rate of 19 per 1,000 live and still births. One of these births was illegitimate.

DEATHS.

The total number of deaths registered during 1953 was 475, an increase of 77 over the previous year. The crude death rate was 11·2 per 1,000 population. The adjusted death rate (comparability factor 1·06) was 11·9 per 1,000 population compared with 10·1 in 1952. The death rate for England and Wales was 11·4.

Maternal Mortality.

There were two deaths connected with childbirth. The Maternal Mortality rate per 1,000 births (live and still) was 13·9 compared with nil for 1952. The figure for England and Wales was 0·76.

Infant Mortality.

There were 22 deaths of infants under one year of age, giving an Infant Mortality rate of 36 per 1,000 live births, an increase on the figure for 1952 which was 11. The rate for England and Wales was 26·8 per 1,000 live births.

Causes of Deaths in the West Lancashire Rural District 1953.

							Male	Female
Tuberculosis of the Respiratory System	3	1
Other forms of Tuberculosis	—	—
Syphilitic Diseases	—	—
Diphtheria	—	—
Whooping Cough	—	—
Meningococcal infections	—	—
Acute Poliomyelitis	—	—
Measles	—	—
Other infective and parasitic diseases	—	4
Cancer	33	34
Diabetes	2	—
Vascular lesions of nervous system	29	42
Heart Diseases	90	82
Other circulatory diseases	9	12
Influenza	—	—
Pneumonia	6	5
Bronchitis	14	3
Other diseases of respiratory system	2	2
Ulcer of stomach and duodenum	3	1
Gastritis, enteritis and diarrhoea	—	1
Nephritis and nephrosis	6	3
Hyperplasia of prostate	6	—
Pregnancy, childbirth, abortion	—	2
Congenital malformations	4	1
Other defined and ill-defined diseases.....	32	24
Motor vehicle accidents	7	2
All other accidents	7	—
Suicide	1	2
Homicide and operations of war	—	—
							<u>254</u>	<u>221</u>

Deaths of Infants under 1 year :—

					M.	F.
Legitimate	12	10
Illegitimate	—	—
					<u>12</u>	<u>10</u>

Still Births :—

Legitimate	6	5
Illegitimate	1	—
					<u>7</u>	<u>5</u>

Section B

GENERAL PROVISION OF HEALTH SERVICES FOR THE AREA

HOSPITAL ACCOMMODATION.

There are no General Hospitals in the District, but patients are accommodated in the Ormskirk County Hospital, which has a Maternity Block, or in the hospitals of the adjacent towns of Liverpool, Southport and Preston.

All infectious disease cases are admitted where necessary to the Fazakerley Isolation Hospital, Liverpool, or to the New Hall Isolation Hospital, Scarisbrick.

AMBULANCE.

Ambulance Services are provided by the Lancashire County Council from Stations at Burscough, Crosby, Formby, Tarleton and Banks. In general, an ambulance can reach any part of the Rural District within 15 minutes.

SUMMARY OF ADMISSIONS TO HOSPITAL OF INFECTIOUS DISEASES FROM THE WEST LANCASHIRE RURAL DISTRICT DURING THE YEAR 1953.

Admissions from West Lancashire :—

Scarlet Fever	12
Puerperal Pyrexia	1
Poliomyelitis	4
Pneumonia	6
Meningococcal Infection	3
Whooping Cough	4
Food Poisoning	2
Dysentery	3
Ophthalmia Neonatorum	1
Total	<hr/> 36 <hr/>

These admissions were from the following townships :—

Aintree	One case of Poliomyelitis, one case Pneumonia, one case Food Poisoning and one case of Ophthalmia Neonatorum.
Aughton	Five cases of Scarlet Fever, one case of Pneumonia and three cases of Dysentery.
Bispham	One case of Puerperal Pyrexia.
Downholland	One case of Poliomyelitis.
Ford	One case of Food Poisoning.
Halsall	One case of Meningococcal Infection.
Hesketh Bank	Three cases of Scarlet Fever.
Lydiate	One case of Pneumonia and one case of Whooping Cough.
Maghull	Two cases of Pneumonia and one case of Whooping Cough.
Melling	One case of Whooping Cough.
North Meols	Two cases of Scarlet Fever, one case of Whooping Cough and one case of Meningococcal Infection.
Rufford	Two cases of Scarlet Fever.
Scarisbrick	One case of Meningococcal Infection.
Tarleton	Two cases of Poliomyelitis.
Thornton	One case of Pneumonia.

DISINFECTION.

Disinfection of bedding and clothing is carried out by steam disinfection at either Crosby or Southport by arrangement with these Local Authorities. The articles are carried in a van owned by the West Lancashire R.D.C. and the service is also carried out for Ormskirk U.D.C. on a percentage of costs basis.

DETAILS OF WORK CARRIED OUT.

West Lancashire R.D.C.

		<i>Disinfections</i>	<i>Disinfestations</i>
Journeys	41	16
Rooms sprayed	57	23
Houses	35	16
Articles taken for disinfection	72	—

Other Journeys.

Drain clearing	62
Removal of condemned food	7

Ormskirk U.D.C.

		<i>Disinfections</i>	<i>Disinfestations</i>
Journeys	14	1
Rooms sprayed	12	3
Houses	14	1
Articles taken for disinfection	56	—

DEATHS IN THE WEST LANCASHIRE RURAL DISTRICT.
Number of Deaths per 1,000 in Age Groups.

Five Year Period	Under 5 Years	A T A G E S — Y E A R S								
		5	10	20	30	40	50	60	70	80
1926-1930 (Average)	8.85	1.85	2.5	4.0	4.5	7.4	9.8	20.7	27.6	12.7
1931-1935 (Average)	11.34	0.9	2.78	3.46	4.48	6.24	11.3	19.92	25.14	12.4
1936-1940 (Average)	9.58	1.2	1.8	3.58	4.62	7.46	11.56	21.26	24.82	14.12
1941-1945 (Average)	8.48	1.0	1.7	3.0	4.8	6.86	10.8	21.2	26.6	15.4
1946-1950 (Average)	6.4	0.68	1.58	2.0	3.76	5.9	11.58	21.22	30.54	16.76
1951 (Average)	0.42	0.05	0.08	0.07	0.14	0.44	1.05	2.01	2.32	1.74
1952 (Average)	0.38	—	0.05	0.09	0.17	0.60	0.86	2.52	2.92	1.92
1953 (Average)	0.52	0.04	0.07	0.28	0.26	0.66	0.89	2.38	3.80	2.28

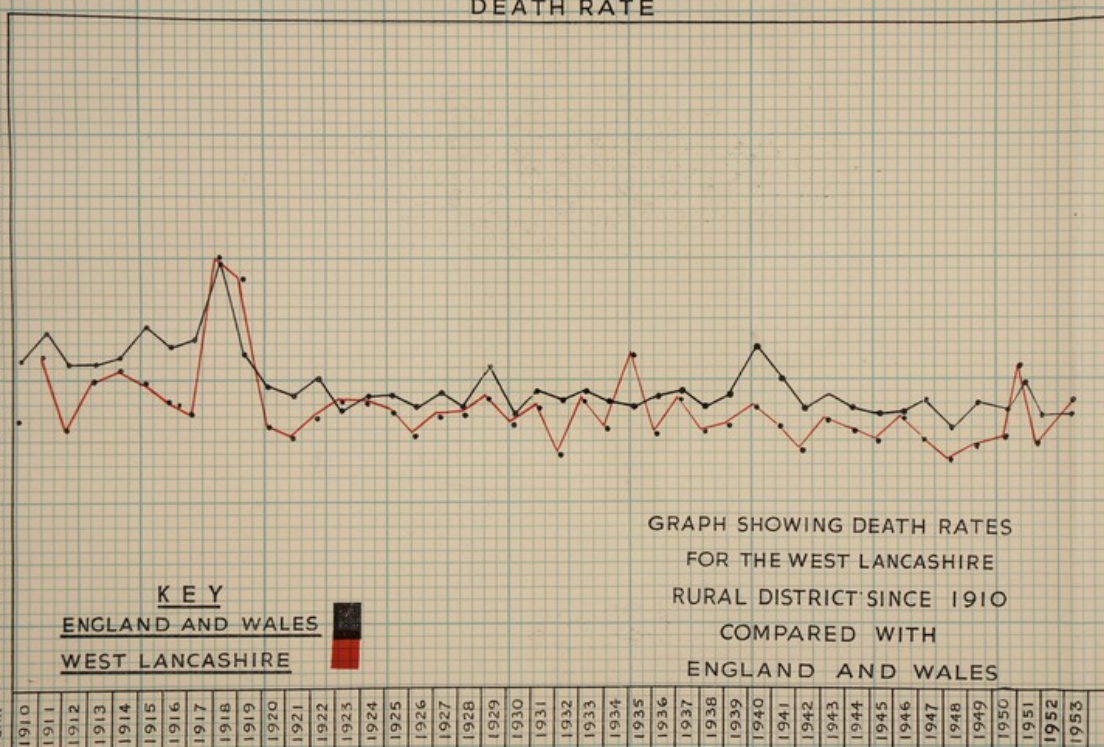
BIRTHS AND DEATHS IN TOWNSHIPS.

The following table shews the population, number of births and deaths, and the rate per 1,000 in each township in the Rural District for the year 1953 :—

TOWNSHIPS	Estimated Population middle of 1953	BIRTHS		DEATHS	
		No. of Births	Rate per 1,000	No. of Deaths	Rate per 1,000
Aintree	3,378	55	16.3	15	4.4
Altcar	702	3	4.3	6	9.5
Aughton	3,864	55	14.2	57	14.7
Bickerstaffe	1,386	21	15.1	16	11.5
Bispham	237	5	21.1	4	16.9
Downholland	795	2	2.5	11	13.8
Ford	1,224	14	11.4	20	16.3
Halsall	2,128	32	15.0	21	9.9
Hesketh Bank	1,883	31	16.4	25	13.2
Ince Blundell	422	7	16.5	3	7.1
Lydiate	2,474	46	18.6	28	11.3
Maghull	10,022	134	13.3	92	9.1
Melling	1,369	17	12.4	7	5.1
Netherton	333	5	15.0	10	30.0
North Meols	2,547	42	16.4	35	13.7
Rufford	1,181	13	11.0	11	9.3
Scarisbrick	2,871	33	11.5	47	16.3
Sefton	491	13	26.5	6	12.2
Simonswood	227	3	13.2	3	13.2
Tarleton	2,828	45	15.9	38	13.4
Thornton	2,078	38	18.3	20	9.6
Whole District	42,440	614	14.5	475	11.2

DEATH RATE

YEAR



GRAPH SHOWING DEATH RATES
FOR THE WEST LANCASHIRE
RURAL DISTRICT SINCE 1910
COMPARED WITH
ENGLAND AND WALES

KEY
ENGLAND AND WALES
WEST LANCASHIRE

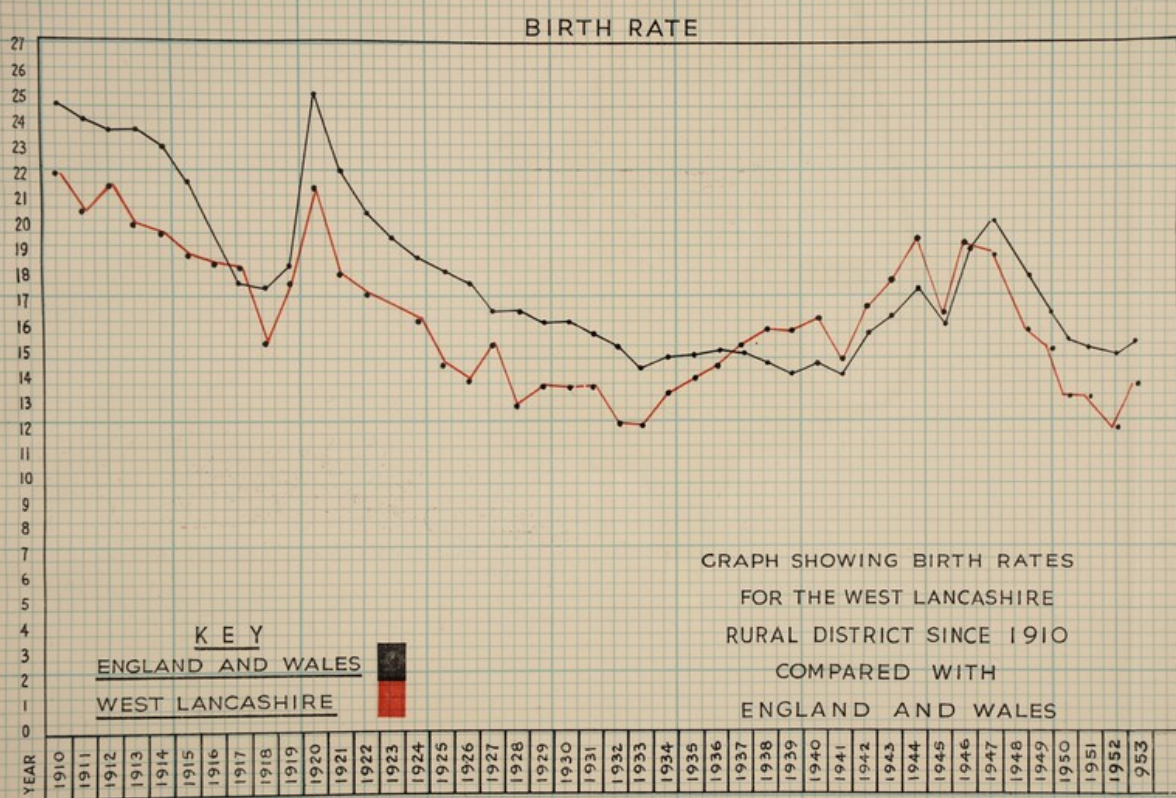
INFANT MO



KEY

ENGLAND AND WALES
WEST LANCASHIRE

1901	45
1902	50
1903	45
1904	50
1905	55
1906	60
1907	65
1908	70
1909	75
1910	75
1911	80
1912	85
1913	90
1914	95
1915	100
1916	105
1917	110
1918	115
1919	120
1920	125
1921	130
1922	140
1923	135
1924	125
1925	120
1926	115
1927	110
1928	105
1929	100
1930	95
1931	100



INFANT MO.



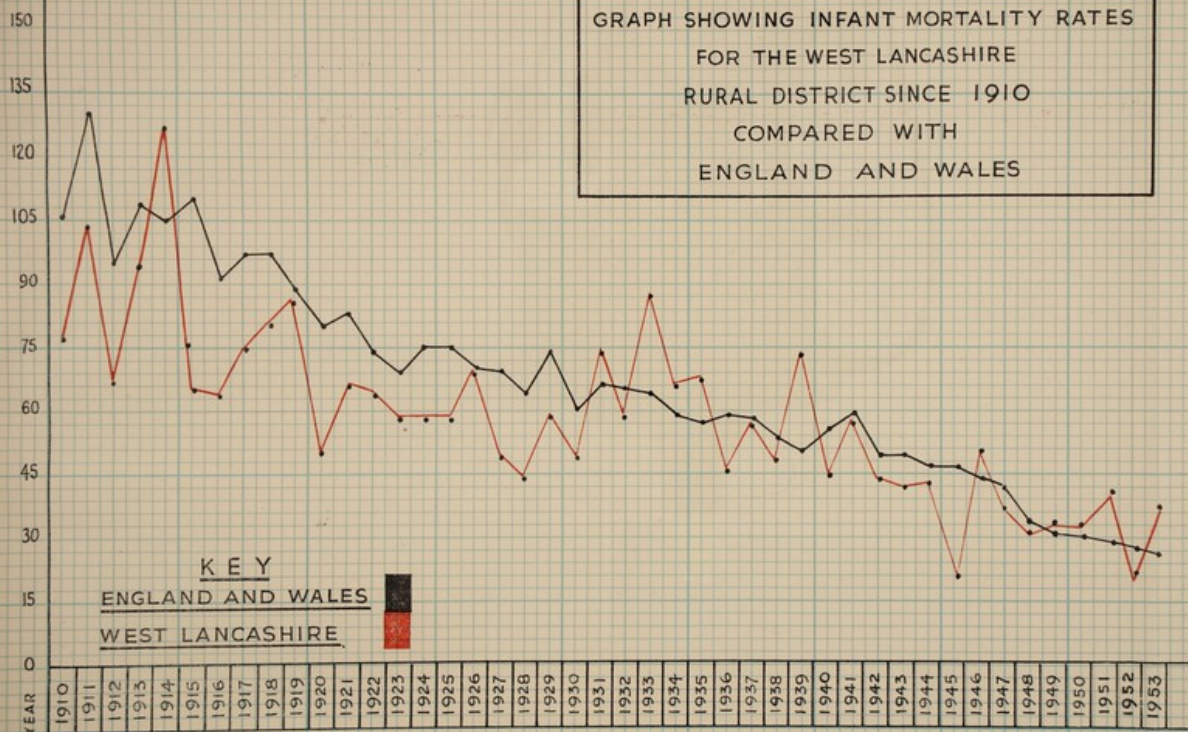
KEY

ENGLAND AND WALES
WEST LANCASHIRE

1901	45
1902	40
1903	45
1904	40
1905	45
1906	40
1907	45
1908	40
1909	45
1910	40
1911	45
1912	40
1913	45
1914	40
1915	45
1916	40
1917	45
1918	40
1919	45
1920	40
1921	45
1922	40
1923	45
1924	40
1925	45
1926	40
1927	45
1928	40
1929	45
1930	40
1931	45
1932	40
1933	45
1934	40
1935	45
1936	40
1937	45
1938	40
1939	45
1940	40
1941	45
1942	40
1943	45
1944	40
1945	45
1946	40
1947	45
1948	40
1949	45
1950	40

INFANT MORTALITY RATE

GRAPH SHOWING INFANT MORTALITY RATES
FOR THE WEST LANCASHIRE
RURAL DISTRICT SINCE 1910
COMPARED WITH
ENGLAND AND WALES



DISTRICT NURSES WORKING IN THE DISTRICT.

Miss A. Vidler, 25 Princes Avenue, Crosby. Tel. No. Gt. Crosby 1029.
 Mr. W. Bushell, 94 Park Lane, Netherton. Tel. No. Aintree 1255.
 Miss M. Hutchinson, 2 Glenholme Road, Maghull. Tel. No. Maghull 1828.
 Mrs. A. Hooton, 5 Whalley Drive, Aughton. Tel. No. Aughton Green 3277.
 Miss W. Schofield, "Lyndeth," Waddicar Lane, Melling. Tel. No. Kirkby 3149.
 Mrs. A. Ashurst, "Brooklands," Southport Road, Scarisbrick. Tel. No. Scarisbrick 218.
 Mrs. K. Slater, 82 Station Road, Banks. Tel. No. Southport 87914.
 Miss G. Johnson, "Burnside," Gorse Lane, Tarleton. Tel. No. Hesketh Bank 280.

MIDWIVES RESIDENT IN THE DISTRICT.

Mrs. E. Bibby, 160 Northway, Maghull.
 Tel. No. Maghull 428 S.C.M.
 Miss G. Johnson, "Burnside," Gorse Lane, Tarleton.
 Tel. No. Hesketh Bank 280 S.C.M., S.R.N.
 Mrs. M. N. Foulkes, "Arbutus," Bold Lane, Aughton.
 Tel. No. Aughton Green 2269 S.C.M., S.R.N., R.S.C.N.

SCHOOL CLINICS.

Litherland Clinics—

LINACRE ROAD.

Tuesday9-30—12 a.m.	Minor Ailments.	Dr. Jones and one nurse.
	2-00— 4 p.m.	Dental.	
Thursday9-30—12 a.m.	Ophthalmic.	
Friday9-30—12 a.m.	Minor Ailments.	Nurse only for dressings.

SEFTON AVENUE.

Monday9-30—12 a.m.	Dental.	
	2-00— 4 p.m.	Dental.	
	2-00— 4 p.m.	Child Welfare Centre.	Dr. Jones and two nurses.
Wednesday2-00— 4 p.m.	Child Welfare Centre.	Dr. Jones and two nurses.
Thursday9-30—12 a.m.	Orthopaedic.	Nurse every Thursday. Surgeon attends second Monday of each month only.
	2-00— 4 p.m.	Ante-natal.	Dr. Mayeur and two nurses.

MAGHULL CLINIC, PARISH INSTITUTE.

Monday9-30—12 a.m.	Minor Ailments. Two nurses for dressings.
Thursday2-00— 4 p.m.	Child Welfare Centre. Dr. Jones and two nurses.
Friday9-30—12 a.m.	Minor Ailments. Dr. Jones attends alternate weeks.

ORMSKIRK CLINIC, GENERAL HOSPITAL.

Monday9-30—12 a.m.	Minor Ailments. Dr. Wilson attends.
	2-00— 4 p.m.	Child Welfare Centre. Dr. Wilson attends.
Tuesdaya.m. & p.m.	Orthopaedic. Nurse every Tuesday Surgeon attends first Monday a.m. in each month only.
Wednesdayp.m.	Minor Ailments.
Fridaya.m. & p.m.	Dental.
	9-30—12 a.m.	Ante-natal. Dr. Mayeur and Dr. Hailwood.

LATHOM AND BURSCOUGH, OLD COUNCIL OFFICES, BURSCOUGH.

Thursday2-00— 4 p.m.	Child Welfare Centre. Dr. Wilson attends first and third Thursday in the month.
----------	------------------	---

BANKS CLINIC, GRAVEL LANE, BANKS.

Wednesday2-00— 4 p.m.	Child Welfare Centre. Dr. Willins attends first and third Wednesday in the month.
Fridaya.m. & p.m.	Dental.

JUBILEE HALL, AINTREE.

Tuesday2-00— 4 p.m.	Child Welfare Centre. Dr. Jones attends alternate weeks.
---------	------------------	--

POST OFFICE, SCARISBRICK.

Monday2-00— 4 p.m.	Child Welfare Centre. Dr. Wilson attends first and third Monday in the month.
--------	------------------	---

FIRE STATION, TARLETON.

Tuesday2-00— 4 p.m.	Child Welfare Centre. Dr. Willins attends first and third Tuesday in the month.
---------	------------------	---

The following is a list of Schools in the District :—

Division No.	SCHOOL	School No.	No. of children normally resident in the District attending the school
4	Hesketh-with-Becconsall C.E.	28	97 infants and juniors
4	North Meols, Banks Primitive Methodist	24	170 infants and mixed
4	North Meols, St. Stephen's	25	115 infants and mixed
4	Tarleton Mere Brow C.E.	26	38 infants and mixed
4	Tarleton County	31	36 infants, 72 juniors, 116 seniors.
4	Tarleton C.E.	27	75 infants, 113 juniors
11	Halsall C.E.	30	210 juniors and seniors
11	Haskayne C.E.	31	41 infants and juniors
11	Bickerstaffe C.E.	32	121 infants and juniors
11	Maghull C.E.	16	505 infants and juniors
11	Maghull County Secondary	100	428 seniors
11	Maghull, St. George's R.C.	17	383 infants and mixed
11	Maghull Hudson	32	354 infants and juniors
11	Melling Aughton R.C.	14	67 infants and juniors
11	Melling C.E.	15	99 infants and juniors
11	Scarisbrick St. Mark's C.E.	32	40 infants and juniors
11	Scarisbrick St. Mary's R.C.	33	116 infants and mixed
11	Scarisbrick County	34	91 infants and juniors
11	Aughton Christ Church	20	104 infants and mixed
11	Aughton Parochial	21	160 infants and juniors
11	Lydiat R.C.	19	66 infants and mixed
11	Lydiat C.E.	18	54 infants and mixed
11	Rufford C.E.	22	59 infants and mixed
11	Holmeswood Methodist	23	52 infants and mixed
11	Durning's Endowed Primary (Formerly Bispham Free Grammar)	24	63 infants and mixed
11	Aintree Davenhill County	31	573 infants and mixed
12	Ince Blundell R.C.	26	47 infants and mixed
12	Sefton Council	27	49 infants and mixed

SCHOOL CLOSURE.

It was not found necessary to close any of the schools during the year owing to the presence of infectious disease.

SCHOOL HYGIENE.

Necessary improvements are slowly being carried out. It is satisfactory to record that at last attention is being paid to the conversion of out-of-date toilet arrangements to water-carriage systems. Much still remains to be done.

The health of the school child has, however, remained good and no large numbers of infectious diseases have occurred.

THE IMPROVEMENTS CARRIED OUT ARE :—

NORTH MEOLS, ST. STEPHEN'S.

Physical Training pitch laid down.

TARLETON, MERE BROW C.E.

Yard has been completely re-surfaced.

TARLETON COUNTY.

Has been repainted externally.

Playgrounds have been levelled.

TARLETON C.E.

Additional classroom brought into temporary use.

HESKETH-WITH-BECCONSALL C.E.

Repairs to roof have been carried out.

AUGHTON, CHRIST CHURCH.

Repairs to roof and windows have been carried out.

Has been repainted externally.

HOLMESWOOD METHODIST.

Has been repainted internally.

HASKAYNE C.E.

Has been repainted internally and externally.

Wash basins have been repaired.

HALSALL C.E.

Additional classroom brought into use.

SCARISBRICK, ST. MARK'S C.E.

Conversion from pail closets to water-carriage system.

SCARISBRICK COUNTY.

Ventilation in large classroom improved.

MAGHULL COUNTY SECONDARY.

Has been repainted externally.

Repairs to roof have been carried out.

THE FOLLOWING ALTERATIONS ARE REQUIRED :—

NORTH MEOLS, BANKS PRIMITIVE METHODIST.

Sanitary accommodation is primitive and requires conversion to w.c's when the Banks Sewerage Scheme is completed.

TARLETON, MERE BROW C.E.

Repairs to boundary wall required.

HESKETH-WITH-BECCONSALL C.E.

Sanitary accommodation is primitive and requires replacement.
Yard needs re-surfacing.

BICKERSTAFFE C.E.

Sanitary accommodation is primitive and requires replacement.
Yard needs re-surfacing.

MAGHULL C.E.

Additional sanitary accommodation required.

AUGHTON, CHRIST CHURCH.

Part of playground needs re-surfacing.

AUGHTON, PAROCHIAL.

Building of two classrooms and kitchen in progress.

HASKAYNE C.E.

Sanitary accommodation is primitive and requires replacement
Yard needs attention.

HALSALL C.E.

Yard needs re-surfacing.

Section C

PREVALANCE AND CONTROL OVER INFECTIOUS AND OTHER DISEASES.

INFECTIOUS DISEASE STATISTICS.

	Smallpox	Scarlet Fever	Measles	Whooping Cough	Diphtheria	Peurperal Pyrexia	Poliomylitis	Polio-encephalitis	Malaria	Erysipelas	Pneumonia	Meningococcal Infection	Dysentery	Food Poisoning	Ophthalmia Neonatorum
CASES	—	56	431	182	—	1	5	—	—	6	36	3	8	7	1
DEATHS	—	—	—	—	—	—	—	—	—	—	11	—	—	1	—

The following table shows the number, monthly distribution and nature of cases of Infectious Diseases coming under the notice of the Medical Officer of Health during 1953.

	January	February	March	April	May	June	July	August	September	October	November	December	Total	Removed to Hospital
Smallpox	—	3	13	12	8	6	5	—	3	1	—	—	56	12
Scarlet Fever	—	—	—	—	—	—	—	—	—	—	—	—	—	—
Diphtheria	—	—	—	—	—	—	—	—	—	—	—	—	—	—
Enteric Fever	—	—	—	—	—	—	—	—	—	—	—	—	—	—
Para-Typhoid Fever	—	—	—	—	—	—	—	—	1	—	—	2	1	1
Puerperal Pyrexia	—	—	1	1	1	—	—	1	—	—	—	—	6	—
Erysipelas	—	—	—	—	—	—	—	—	—	—	—	—	—	—
Poliomyelitis—	—	—	—	—	—	—	—	2	1	1	—	1	3	3
Paralytic	—	—	—	—	—	—	—	—	—	—	—	—	2	1
Non-Paralytic	—	—	—	—	—	—	—	—	—	—	—	—	—	—
Polio-Encephalitis	—	4	5	2	1	5	1	2	—	—	2	3	36	6
Pneumonia	11	—	—	3	—	—	—	—	—	—	—	—	3	3
Meningococcal Infection	34	54	77	38	36	53	39	16	16	27	33	8	431	9
Measles	16	16	12	10	9	19	29	26	17	6	11	11	182	4
Whooping Cough	—	—	—	—	—	3	2	2	—	—	—	—	7	2
Food Poisoning	—	—	—	—	—	—	—	—	—	—	—	—	—	—
Malaria	—	—	—	—	2	1	3	2	—	—	—	—	8	3
Dysentery	—	—	—	—	—	—	—	—	—	—	—	—	—	—
Anthrax	—	1	—	—	—	—	—	—	—	—	—	—	1	1
Ophthalmia Neonatorum	—	—	—	—	—	—	—	—	—	—	—	—	—	—
Monthly Totals	66	78	108	66	57	87	79	51	38	35	46	25	736	36


Table shewing the number of Infectious Diseases occurring during the year in each Township in the Rural District and the number of deaths.

	Pneumonia		Scarlet Fever		Diphtheria		Enteric Fever		Paratyphoid		Whooping Cough		Measles		Erysipelas		Purpural Pyrexia		Polio-myelitis		Dysentery		Ophthalmia Neonatorum		Meningococcal Infection		Tuberculosis		TOTALS	
	C	D	C	D	C	D	C	D	C	D	C	D	C	D	C	D	C	D	C	D	C	D	C	D	C	D	C	D	C	D
Aintree	2	1	6	-	-	-	-	-	-	-	10	-	27	-	-	-	-	-	-	-	-	-	1	-	-	-	2	-	49	1
Altcar	1	1	-	-	-	-	-	-	-	-	2	-	5	-	-	-	-	-	-	-	-	-	-	-	-	6	1	8	2	
Aughton	2	1	8	-	-	-	-	-	-	-	21	-	39	-	-	-	-	-	-	-	-	3	-	-	-	1	-	31	2	
Bickerstaffe	2	2	-	-	-	-	-	-	-	-	18	-	10	-	-	-	1	-	-	-	-	-	-	-	-	-	-	1	-	
Bispham	-	-	-	-	-	-	-	-	-	-	-	-	-	-	-	-	-	-	-	-	-	-	-	-	-	-	-	3	-	
Downholland	1	-	1	-	-	-	-	-	-	-	-	-	-	-	-	-	-	-	-	-	-	-	-	-	-	-	-	50	1	
Ford	1	1	1	-	-	-	-	-	-	-	14	-	27	-	-	1	-	-	-	-	3	-	-	-	-	4	-	37	-	
Halsall	-	-	-	-	-	-	-	-	-	-	6	-	29	-	2	-	-	-	-	-	-	-	-	-	-	-	-	81	7	
Hesketh Bank	-	-	11	-	-	-	-	-	-	-	30	-	34	-	-	-	-	-	-	-	-	-	-	-	-	-	-	19	-	
Ince Blundell	2	-	1	-	-	-	-	-	-	-	1	-	5	-	-	-	-	-	-	-	-	-	-	-	-	-	-	35	2	
Lydiate	3	-	1	-	-	-	-	-	-	-	3	-	10	-	-	-	-	-	-	-	-	-	-	-	-	3	-	36	1	
Maghull	5	2	3	-	-	-	-	-	-	-	12	-	4	-	1	-	-	-	-	-	-	-	-	-	-	10	-	22	-	
Melling	1	1	-	-	-	-	-	-	-	-	9	-	24	-	-	-	-	-	-	-	-	-	-	-	-	2	-	10	-	
Netherton	1	-	1	-	-	-	-	-	-	-	2	-	4	-	-	-	-	-	-	-	-	-	-	-	-	2	-	66	2	
North Meols	2	1	10	-	-	-	-	-	-	-	27	-	25	-	-	-	-	-	-	-	-	-	-	-	-	1	1	21	-	
Rufford	2	-	6	-	-	-	-	-	-	-	1	-	8	-	1	-	-	-	-	-	1	-	-	-	-	3	-	94	1	
Scarisbrick	3	-	3	-	-	-	-	-	-	-	5	-	79	-	-	-	-	-	-	-	-	-	-	-	-	2	2	10	-	
Sefton	-	-	-	-	-	-	-	-	-	-	4	-	4	-	-	-	-	-	-	-	-	-	-	-	-	-	-	1	-	
Simonswood	-	-	-	-	-	-	-	-	-	-	-	-	1	-	-	-	-	-	-	-	-	-	-	-	-	-	-	69	1	
Tarleton	7	1	3	-	-	-	-	-	-	-	3	-	50	-	-	-	-	-	-	2	-	1	-	-	-	-	4	72	-	
Thornton	1	1	2	-	-	-	-	-	-	-	14	-	46	-	1	-	-	-	-	-	-	-	-	-	-	-	7	72	2	
Totals	36	11	56	-	-	-	-	-	-	-	182	-	431	-	6	-	1	-	5	-	8	-	1	-	3	-	51	4	780	15

NOTIFIABLE DISEASES DURING THE YEAR 1953.

NOTIFIABLE DISEASES	Total Cases at all Ages	TOTAL CASES NOTIFIED												Total Deaths	HOSPITAL	
		YEARS													Total Cases removed to Hospital	Deaths in Hospital of persons belonging to District
		Under one Year	1-2	2-3	3-4	4-5	5-10	10-15	15-20	20-35	35-45	45-65	65 & over			
Smallpox	56	—	—	2	2	—	31	12	4	1	2	—	—	—	12	—
Scarlet Fever	—	—	—	—	—	—	—	—	—	—	—	—	—	—	—	—
Diphtheria	—	—	—	—	—	—	—	—	—	—	—	—	—	—	—	—
Enteric Fever	—	—	—	—	—	—	—	—	—	—	—	—	—	—	—	—
Para-Typhoid Fever	1	—	—	—	—	—	—	—	1	—	—	—	—	—	1	—
Puerperal Pyrexia	6	—	—	—	—	—	1	—	—	2	1	—	1	—	4	—
Erysipelas	5	1	—	—	—	—	1	—	—	2	—	—	—	—	6	—
Poliomyelitis	36	—	—	—	4	—	4	—	2	1	—	—	12	—	3	—
Pneumonia	3	—	—	—	—	—	—	—	—	—	—	—	—	11	9	—
Meningococcal Infection	—	—	—	—	—	—	—	—	—	—	—	—	—	—	—	—
Measles	431	4	29	48	59	56	220	8	3	3	1	—	—	—	—	—
Whooping Cough	182	9	23	26	37	20	58	1	2	3	2	1	—	—	4	—
Food Poisoning	7	—	—	1	1	1	—	—	—	3	1	1	1	1	2	—
Dysentery	8	—	—	1	1	—	2	—	—	1	—	—	—	—	3	—
Malaria	—	—	—	—	—	—	—	—	—	—	—	—	—	—	—	—
Anthrax	—	—	—	—	—	—	—	—	—	—	—	—	—	—	—	—
Ophthalmia Neonatorum	1	1	—	—	—	—	—	—	—	—	—	—	—	—	1	—
Pulmonary Tuberculosis	44	—	—	—	—	—	2	—	2	19	8	11	2	4	26	1
Non-Pulmonary Tuberculosis	7	—	—	1	—	—	1	3	—	1	—	1	—	—	—	3
Totals	787	15	55	80	103	80	320	24	15	36	19	24	16	16	65	10

WEEKLY INCIDENCE OF INFECTIOUS DISEASES IN THE WEST
LANCASHIRE RURAL DISTRICT DURING 1953



DIPHTHERIA.

Central Clinics are held at certain of the schools in the Rural District where children from the neighbouring schools attend for immunisation treatment, together with pre-school children from the surrounding districts. In addition, monthly clinics are held at the Clinic, Ormskirk General Hospital, the Maghull Parish Institute, Scarisbrick Clinic and Tarleton Clinic, and a fortnightly clinic at the Banks School Clinic.

It is satisfactory to be able to report that no cases of Diphtheria occurred in the Rural District during the year. There is no doubt that this is due to the energetic policy of Immunisation which has been carried out over the last ten years.

DIPHTHERIA IN THE WEST LANCASHIRE RURAL DISTRICT 1941-1953.

	1941	1942	1943	1944	1945	1946	1947	1948	1949	1950	1951	1952	1953
CASES	40	25	12	12	7	6	16	5	—	—	1	—	—
DEATHS	3	—	2	—	—	—	1	1	—	—	—	—	—

DIPHTHERIA IMMUNISATION.

Total Number of Children who have completed a full course of Immunisation up to and including 31st December 1953.

	Age Groups		Total Under 15 years
	0-4 years	5-14 years	
Total Population in Age Group	3,376	6,108	9,484
Total Number Immunised	1,723	4,040	5,763
Percentage	51.0	66.1	60.7

DIPHTHERIA INCIDENCE DURING 30 YEARS

5 Year Periods	Under 1	1-2	2-3	3-4	4-5	5-10	10-15	15-20	20-35	35-45	45-65	65 & up	TOTAL at all ages
1921-1925	—	—	1	5	2	16	13	3	5	2	1	—	48
1926-1930	1	3	5	3	9	57	31	13	17	3	2	1	145
1931-1935	—	3	3	3	3	25	28	19	15	5	—	1	105
1936-1940	—	—	4	9	6	48	27	13	18	3	1	—	129
1941-1945	2	1	2	5	10	30	10	8	15	3	3	—	89
1946-1950	1	—	3	1	1	6	8	2	2	3	—	—	27
1951....	—	1	—	—	—	—	—	—	—	—	—	—	1
1952....	—	—	—	—	—	—	—	—	—	—	—	—	—
1953....	—	—	—	—	—	—	—	—	—	—	—	—	—

DIPHtheria.

Number of persons, in age groups, completely immunised, or found to be Schick Negative.

Age	1937	1938	1939	1940	1941	1942	1943	1944	1945	1946	1947	1948	1949	1950	1951	1952	1953	
Under 1 Year	3	1	1	2	14	41	30	22	17	25	85	58	192	171	241	196	206	
1 Year	18	13	7	10	88	221	203	181	205	175	186	293	173	163	145	119	155	Total under 5 yrs. at end of 1953 1,723
2 "	22	21	14	24	101	173	71	47	76	36	34	51	22	27	24	20	40	
3 "	15	18	10	33	97	137	55	17	23	23	28	24	10	30	16	10	18	
4 "	38	30	21	24	102	144	63	26	13	16	17	19	10	19	13	10	23	
5 "	103	75	36	127	189	225	139	87	28	24	33	26	13	29	24	21	47	
6 "	63	71	32	81	157	124	90	51	19	13	17	41	9	27	13	19	44	
7 "	46	46	16	57	111	66	51	9	11	12	11	5	7	16	9	7	29	Total 5-9 years at end of 1953 1,903
8 "	41	40	12	38	68	57	52	14	5	7	12	5	8	13	5	6	17	
9 "	33	29	16	28	69	50	31	7	6	5	11	4	9	7	2	9	10	
10 "	17	30	12	35	63	38	29	9	3	1	11	3	2	3	1	4	12	
11 "	22	18	11	11	45	29	36	3	7	4	3	2	3	10	3	3	3	Total 10-14 years at end of 1953 2,137
12 "	16	26	5	5	39	31	28	3	3	1	2	2	1	4	1	—	11	
13 "	5	7	3	13	26	12	14	5	2	4	1	—	1	7	—	—	7	
14 "	2	1	—	12	—	1	—	2	—	—	1	—	—	1	—	—	6	
15 yrs. & over	1	2	2	7	2	3	—	—	2	—	1	—	1	4	1	—	2	
TOTAL	445	428	198	507	1171	1352	892	483	420	346	453	533	461	531	498	424	630	

Total number of children under 15 years now fully immunised 5,763.

SCARLET FEVER.

Fifty-six cases of Scarlet Fever were notified during the year.

All cases were of a mild type, but it was necessary to remove 12 of them to hospital. The general policy is to remove to hospital such cases of Scarlet Fever as are living under over-crowded conditions, or in such circumstances that they become conveyors of infection through inefficient isolation.

The following table shews the incidence and mortality from Scarlet Fever during the past ten years :—

	1944	1945	1946	1947	1948	1949	1950	1951	1952	1953
CASES	75	121	57	33	47	61	63	18	52	56
DEATHS	—	—	—	—	—	—	—	—	—	—

MEASLES.

During the year 431 cases of Measles were notified.

This was an increase on the figure for 1952.

The following table indicates the incidence and fatality of this disease during the past ten years :—

	1944	1945	1946	1947	1948	1949	1950	1951	1952	1953
CASES	180	138	139	189	421	412	254	581	233	431
DEATHS	—	—	—	—	—	2	—	—	—	—

WHOOPING COUGH.

One hundred and eighty-two cases of Whooping Cough were notified during the year, compared with 76 in 1952 and 291 in 1951.

PUERPERAL PYREXIA.

One case of Puerperal Pyrexia was notified during the year.

PNEUMONIA.

Thirty-six cases of Pneumonia were notified during 1953. Deaths from Pneumonia number 11.

There are no facilities locally for the typing of pneumocci and for the provision of appropriate type sera, such work being of necessity performed in one of the large towns adjacent to the District.

POLIOMYELITIS.

Five cases of Poliomyelitis were notified during the year. There were no deaths from this disease.

MENINGOCOCCAL INFECTION.

Three cases of Meningococcal Infection were notified during the year. No deaths were recorded.

FOOD POISONING.

Seven cases of Food Poisoning were notified during the year. One death was recorded.

TUBERCULOSIS.

Summary of notifications under the Public Health (Tuberculosis Regulations 1930) received during 1953.

Age Periods Years	NEW CASES				DEATHS			
	Respiratory		Non-Respiratory		Respiratory		Non-Respiratory	
	M.	F.	M.	F.	M.	F.	M.	F.
1—5	—	—	1	—	—	—	—	—
5—10	—	2	1	—	—	—	—	—
10—15	—	—	2	1	—	—	—	—
15—20	—	2	—	—	—	—	—	—
20—25	—	9	1	—	—	—	—	—
25—35	3	7	—	—	—	1	—	—
35—45	7	1	—	—	1	—	—	—
45—55	3	4	—	1	—	—	—	—
55—65	4	—	—	—	1	—	—	—
65 and upwards	—	2	—	—	1	—	—	—
Totals	17	27	5	2	3	1	—	—
	44		7		4			

CHEST CLINICS.

“ ELLESMERE,” CROSBY ROAD NORTH, WATERLOO.

Sessions are held on Mondays and Wednesdays at 2 p.m. X-ray examinations are performed on Thursday mornings at 10 o'clock. Evening consultations may be arranged by appointment.

Dr. A. D. M. Hamilton is the Tuberculosis Physician for the area.

CHEST CLINIC, COUNTY HOSPITAL, ORMSKIRK.

Sessions are held on Tuesdays at 9-30—12 a.m. and 2—5 p.m., and on Thursdays at 2—5 p.m. Dr. D. N. Leeming and Dr. R. S. Nicholson are the Tuberculosis Physicians in attendance.

Two Tuberculosis Health Visitors attend the Clinics and follow up patients in their own homes.

A Pulmonary Hospital of 52 beds is situated at Rufford.

The number of cases of Pulmonary Tuberculosis shews a decrease of one over the previous year.

**NOTIFICATIONS ON FORM 1 BY MEDICAL OFFICERS
OF HOSPITALS.**

	Public Assistance Hospitals	Sanatoria and Pulmonary Hospitals	Military and General Hospitals
Pulmonary :			
Male	—	—	6
Female	—	1	15
Non-Pulmonary :			
Male	—	—	1
Female	—	—	—

The following table is an analysis of the occupations of the 51 new cases of Tuberculosis notified during 1953 :—

Occupation	Pulmonary		Non-Pulmonary	
	Males	Females	Males	Females
Under 5 years	—	—	2	—
School Child (5-14)	—	2	2	1
Housewife	—	9	—	1
Occupation unknown	7	8	—	—
Plumber	1	—	—	—
Clerk	2	—	1	—
School Teacher	1	1	—	—
Typist	—	2	—	—
Waitress	—	1	—	—
Railway Guard	1	—	—	—
Company Director	1	—	—	—
Labourer	1	—	—	—
Seaman R.N.	1	—	—	—
Salesman	1	—	—	—
Engineer	1	—	—	—
Factory Worker	—	1	—	—
Domestic Worker	—	1	—	—
Nurse	—	2	—	—
TOTAL	17	27	5	2

In 33 houses inspected during the year by reason of tuberculosis inmates, 19 slept in separate bedrooms, 3 in separate beds and in 11 cases the patients did not have separate beds.

Section D
REPORT OF CHIEF SANITARY INSPECTOR
SANITARY CIRCUMSTANCES OF THE AREA.
WATER SUPPLY

The following table summaries the water supply in the Rural District for the year ending 31st December, 1953.

SUMMARY OF WATER SUPPLIES FOR THE YEAR ENDING 31st DECEMBER, 1953.

PARISHES	SUPPLIED FROM PUBLIC MAINS									Other Supplies			Total Number of houses and Percentages	
	Upholland Urban District Council	Chorley Rural District Council	Wigan Rural District Council	Liverpool Corporation	Ormskirk Urban District Council	St. Helens Corporation	Preston Corporation	Southport & Dist. Water Board	TOTALS	Wells, Rainwater Tanks, etc.	Increase	Decrease	TOTAL NUMBER OF HOUSES	Percentages
Aintree	—	—	—	1054	—	—	—	—	1054	—	—	—	1054	100·0
Altcar	—	—	—	—	—	—	—	210	210	3	—	—	213	98·6
Aughton	—	—	—	—	—	2	—	1165	1167	4	—	—	1171	99·6
Bickerstaffe	6	—	—	4	—	1	—	405	416	4	—	—	420	99·0
Bispham	—	2	67	—	1	—	—	—	70	2	—	—	72	97·2
Downholland	—	—	—	—	—	—	—	237	237	4	—	1	241	98·3
Ford	—	—	—	371	—	—	—	—	371	—	—	—	371	100·0
Halsall	—	—	—	—	—	—	—	634	634	11	—	3	645	98·3
Hesketh Bank	—	—	—	—	—	—	578	—	578	2	—	—	580	99·6
Ince Blundell	—	—	—	120	—	—	—	6	126	2	—	—	128	98·4
Lydiat	—	—	—	—	—	—	—	755	755	10	—	3	765	99·6
Maghull	—	—	—	—	—	5	—	3028	3033	4	—	—	3037	99·8
Melling	—	—	—	—	—	414	—	—	414	1	—	—	415	99·7
Netherton	—	—	—	101	—	—	—	—	101	—	—	—	101	100·0
North Meols	—	—	—	—	—	—	6	752	758	14	—	—	772	98·1
Rufford	—	—	—	—	357	—	—	—	357	1	—	—	358	99·7
Scarisbrick	—	—	—	—	6	—	—	850	856	14	—	—	870	98·3
Sefton	—	—	—	149	—	—	—	—	149	—	—	—	149	100·0
Simonswood	—	—	—	1	—	66	—	—	67	2	—	—	69	97·1
Tarleton	—	—	—	—	2	—	852	—	854	3	—	—	857	99·6
Thornton	—	—	—	645	—	—	—	—	645	—	—	—	645	100·0
TOTALS	6	2	67	2445	366	488	1436	8042	12852	81	—	7	12933	99·3

BACTERIOLOGICAL EXAMINATION OF WATER.

Main Supplies.

Regular samples of all mains water supplies are taken throughout the year in order to ensure the purity of the supply. All samples during 1953 shewed a pure and satisfactory water for human consumption.

Other Supplies.

Samples of water have been taken from wells and other local sources of water from time to time. Where these samples on bacteriological examination have proved to be unsatisfactory for human consumption the householder has been advised, and action has been taken to require an alternative supply of water to be provided.

1953—SEWERAGE AND SEWAGE DISPOSAL.

The following conversions have been effected during the year :—

Privies to Water Closets	3
Pails to Water Closets	6
Privies to Pails	2
Fixed Receptacles to Metal Bins	11

SUMMARY OF CONVERSIONS FOR THE YEARS 1944-1953.

Year	Privies to Water Closets	Pails to Water Closet	Privies to Pails	Ashpits to Bins
1944	5	—	32	34
1945	4	9	17	4
1946	6	—	3	9
1947	12	2	5	19
1948	17	5	11	33
1949	26	11	12	48
1950	40	2	29	71
1951	26	24	3	47
1952	27	15	10	52
1953	3	6	2	11

SANITARY CONVENIENCES 1953.

PARISH	CLOSET ACCOMMODATION			REFUSE ACCOMMODATION		
	W.C's	Pails	Privies	Dry Ashpits	Privy Middens	Bins
Aintree	1,048	3	3	—	3	1,051
Altcar	149	48	16	8	16	179
Aughton	1,066	20	85	9	85	1,052
Bickerstaffe	220	99	101	6	101	275
Bispham	18	6	48	—	48	24
Downholland	127	17	97	4	97	134
Ford	352	6	13	—	13	358
Halsall	349	74	222	—	222	423
Hesketh Bank	383	166	31	—	31	520
Ince Blundell	88	21	19	—	19	66
Lydiate	651	21	93	16	93	656
Maghull	2,989	15	33	8	33	2,984
Melling	299	85	31	—	31	365
Netherton	96	5	—	—	—	96
North Meols	352	312	103	—	103	578
Rufford	243	57	58	—	58	277
Scarisbrick	510	78	282	—	282	580
Sefton	114	19	16	—	16	127
Simonswood	27	25	17	3	17	21
Tarleton	573	191	93	3	17	30
Thornton	637	2	6	—	6	636
TOTALS	10,291	1,270	1,367	57	1,291	10,432
Percentage	79·6%	9·8%	10·6%	0·5%	11·0%	88·5%

TABLE SHOWING MATTERS DEALT WITH BY SANITARY INSPECTORS DURING THE YEAR 1953.

PARISH	PUBLIC HEALTH ACT 1936.							WATER SUPPLY PUBLIC HEALTH (ACT 1936)			FOOD AND DRUGS ACT 1938						SHOPS ACT, 1950	FACTORIES ACT 1937	SCHOOLS	Total Number of Inspections
	Inspected Premises	Nuisances Found	Nuisances Abated	Informal Notices	Statutory Notices	Drains Cleared	Re-inspections	Section 137	Section 138	Samples Taken	Dairies Inspections	Licensed Premises Inspections	Bakehouse Inspections	Ice Cream Premises Inspections	Other Food Premises Inspections	Food Condemned Lbs.	Inspections	Inspections	Inspections	
Aintree	42	53	41	28	—	7	64	130	—	—	5	7	—	13	13	12	7	14	—	302
Altcar	7	7	7	5	—	—	14	—	—	—	—	—	—	3	2	6	3	5	—	34
Aughton	28	29	21	25	—	9	48	29	—	—	—	16	6	18	20	63	21	13	4	212
Bickerstaffe	35	31	55	12	—	—	37	1	—	—	—	3	4	4	6	—	6	7	1	104
Bispham	7	5	4	3	—	—	8	—	—	—	—	5	—	—	1	—	4	2	—	27
Downholland	15	11	11	8	—	—	24	40	—	—	—	10	—	2	3	—	5	4	—	103
Ford	13	16	15	7	—	—	18	10	—	—	—	4	—	—	—	—	1	2	—	48
Halsall	46	18	28	21	—	7	37	6	3	—	8	3	—	8	9	8	12	10	—	146
Hesketh Bank	25	23	23	10	—	—	21	8	—	—	7	2	7	14	14	32	22	15	—	135
Ince Blundell	7	5	5	2	—	—	8	—	—	—	—	2	—	—	2	—	1	2	2	24
Lydiate	31	27	30	19	—	6	39	126	3	—	6	6	—	9	6	340	3	13	1	246
Maghull	72	142	161	77	—	24	176	157	—	—	3	19	10	47	49	74	28	31	3	619
Melling	17	15	22	8	—	2	22	4	—	1	—	9	4	10	11	—	17	19	1	116
Netherton	9	11	9	5	—	—	15	—	—	—	—	2	—	—	2	—	3	5	—	36
North Meols	32	32	18	15	—	—	48	—	—	—	9	—	3	12	17	57	2	15	—	138
Rufford	19	15	22	11	—	2	27	19	—	—	—	9	—	12	15	180	11	11	—	125
Scarisbrick	42	43	35	22	—	2	52	6	—	—	5	10	—	15	20	1484	21	19	2	194
Sefton	3	1	1	1	—	—	4	—	—	—	—	3	—	—	2	—	1	2	—	15
Simonswood	6	2	2	2	—	—	11	—	—	—	5	1	—	23	1	—	1	48	—	96
Tarleton	33	31	26	18	1	1	51	9	—	—	4	11	10	11	22	344	35	41	—	228
Thornton	25	16	11	9	—	2	26	34	—	—	—	9	—	2	6	65	11	1	—	116
TOTALS	514	533	547	308	1	62	750	579	6	1	52	131	44	203	221	2665	215	279	14	3064

Section E

HOUSING.

The housing survey continued during the year, although at a much reduced pace, mainly due to the increasing volume of work done by the Department in connection with housing inquiries and the fact that there is only one assistant engaged on this work.

The total number of inspections to date is :—

Category 1.	Fit in all respects.	4,859
Category 2.	Requiring minor repairs	1,207
Category 3.	Requiring repair, structural alteration or improvement	1,731
Category 4.	Reconditioning	458
Category 5.	Unfit for habitation	143
					<hr/> 8,398 <hr/>

NEW HOUSES ERECTED DURING THE YEAR.

1. By the Local Authority 194 houses
24 flats
12 O.A.P. bungalows
87 temporary hutments
2. By other Local Authorities 20 houses
3. By private builders 238 houses
4 flats.

HOUSING ACT 1936

Section 11.

Number of dwellings in respect of which Demolition Orders were made	7
Number of dwellings demolished	5

Section 12.

Number of dwellings in respect of which Closing Orders were made	4
Number of families re-housed in consequence of above	9

Section F

INSPECTION AND SUPERVISION OF FOOD.

1. Milk and Dairies Regulations 1949.

There are 30 milk distributors registered with the Local Authority, 21 of which have dairy premises in the district.

52 visits were made to these dairies and the premises were found satisfactory.

2. The Milk (Special Designation) (Raw Milk) Regulations 1949.

Dealers Licences (including Supplementary Licences) issued under the above Regulations are as follows :—

Tuberculin Tested	23
-------------------	------	------	------	----

The Milk (Special Designation) (Pasteurised and Sterilised) Regulations 1949.

Dealers Licences (including Supplementary Licences) issued under the above Regulations are as follows :—

Pasteurised	19
Sterilised	11

3. Milk Sampling.

Seventy-eight samples for Tuberculosis were taken by the Inspectors during the year. Three proved positive and seventy-five negative.

The positive cases were referred to the Divisional Inspector, Ministry of Agriculture and Fisheries.

Sixty samples for Methylene Blue Test were taken, twenty-two were unsatisfactory and thirty-eight satisfactory.

The unsatisfactory cases were referred to the Ministry of Agriculture and Fisheries for any action considered necessary.

4. Shellfish Sampling.

Seven samples of cockles and mussels were obtained from shellfish premises in the area, and these samples showed a satisfactory result after boiling.

5. Bakehouses.

There are thirteen bakehouses in the district, distributed as follows :—

Aughton	2	Maghull	3	North Meols	1
Bickerstaffe	1	Melling	1	Tarleton	3
Hesketh Bank	2				

Forty-four inspections have been made during the year, and the premises are kept in a satisfactory state.

6. Ice Cream.

There are five manufacturers and eighty-four dealers of ice cream in the area.

Two hundred and three visits and inspections were made to the premises where the ice cream is manufactured and sold.

During the year forty-eight samples of ice cream were obtained and submitted for the Methylene Blue Reduction Test.

Results of these samples were :—

Grade I	—	23
Grade II	—	12
Grade III	—	9
Grade IV	—	4

Of the total samples taken 73% were in Grade I and II.

7. Meat and Other Foods.

Byelaws under Section 15, Food and Drugs Act, 1938, for securing observance of sanitary and cleanly conditions and practices in connection with the handling, wrapping and delivery of food sold, are in operation.

Shops, vehicles and premises where food is prepared, stored, conveyed or sold, are kept under constant supervision, and two hundred and twenty one inspections were made.

The following meat and other foods were condemned during the year :—

PLACE	WEIGHT CONDEMNED			
	tons	cwts	qrs	lbs.
Various retail shops and food manufacturing premises	1	3	3	5

8. Factories.

The total number of factories with and without mechanical power is 203.

279 inspections were made and 16 defects found, 16 defects being remedied.

1. INSPECTIONS.

Premises	Number on Register	Number of		
		In-spections	Written Notice	Occupiers Prosecuted
(i) Factories in which Sections 1, 2, 3, 4 and 6 are to be enforced by Local Authority	42	91	—	—
(ii) Factories not included in (i) in which Sec. 7 is enforced by the Local Authority	145	172	—	—
(iii) Other premises in which Sec. 7 is enforced by Local Authority	16	16	—	—
TOTAL	203	279	—	—

2. DEFECTS FOUND.

Premises	Number of cases in which defects were found				Number of cases in which Prosecutions were Instituted
	Found	Remedied	Referred		
			To H.M. Inspector	By H.M. Inspector	
Want of cleanliness (Sec. 1)	5	5	—	—	—
Overcrowding (Sec. 2.)	—	—	—	—	—
Unreasonable temperature (Sec. 3)	—	—	—	—	—
Inadequate ventilation (Sec. 4)	—	—	—	—	—
Ineffective drainage of floors (Sec. 6)	1	1	—	—	—
Sanitary conveniences (Sec. 7) :					
(a) Insufficient	4	4	—	—	—
(b) Unsuitable or defective ...	3	3	—	—	—
(c) Not separate for sexes	—	—	—	—	—
Other offences against the Act	3	3	—	—	—
TOTALS ...	16	16	—	—	—

FOOD AND DRUGS ACTS, 1938 TO 1950.

The Lancashire County Council Sampling Officer obtained a total of 214 samples of food during the year.

Of this total, 171 were milk, the remainder comprising :—

2 Butter	2 Parrishe's Chemical Food
1 Lard	1 Steak and Kidney Pie
3 Flour	1 Non-alcoholic Ginger Wine
4 Table Jelly	1 Orange Squash
1 Dried Sage	1 Aerated Lemonade
2 Dried Mint	1 Orange Squash, concentrated
1 Dried Marjoram	1 Drinking Chocolate
1 Beef Sausages	3 Cocoa
3 Dried Peas	1 Gravy Salt
2 Cake Decorations	1 Gravy Browning
1 Meat Pies	1 Gravy Powder
1 Ground Mixed Spice	1 Epsom salts
1 Ground Ginger	1 Tapioca
1 Ground Cinnamon	1 Glycerine
1 Ground Cloves	1 Ice Lollies

All the above samples were reported by the County Analyst to be genuine with the exception of the following :—

SAMPLE	RESULT OF ANALYSIS	ACTION TAKEN.
1 informal milk	Deficient 10%fat	Vendor notified.
1 formal milk	Deficient 13.3% fat	Same vendor—Vendor. interviewed and cautioned
1 formal milk	Deficient 5% fat	
1 informal milk	Freezing point indicated the presence of 2% extraneous water	Vendor cautioned and further sample obtained.
1 informal milk	Deficient 5 %fat and the freezing point indicated the presence of 9.9% extraneous water	Formal sample obtained.
1 informal milk	Freezing point indicated the presence of 3.5 %of extraneous water.	Vendor cautioned and further sample obtained.

The Prevention of Damage by Pests Act 1949.

The Council employ one whole-time and one part-time Rodent Operative, and the control of rats and mice infestations has been maintained during the year. A routine search has continued in a similar manner to that of previous years.

Disinfestation has been carried out at private dwellings, business premises, schools, canteens, refuse tips and agricultural property.

The Council have continued with the scheme of "free service" to private dwelling houses.

The treatment of sewers and sewage works is undertaken by the Surveyor's Department, and periodical re-treatments are carried out to prevent serious re-infestations.

The maximum co-operation exists with the Lancashire Agricultural Executive Committee in respect of farm lands.

REPORT FOR THE YEAR ENDING 31st DECEMBER, 1953.

1. PREVALENCE OF RATS AND MICE.

Type of Property	(i) Total Properties	(ii) No. of Properties in Local Authority's Area in which infestation was			(v) Analysis of Column (iv)	(vii) Mice only
		Notified by Occupier	Otherwise Discovered	Recorded Total of (ii) & (iii)		
		Rats		Number infested by		
		Major	Minor			
Local Authority's Property	12	9	—	9	—	—
Dwelling Houses	12,023	71	25	96	—	24
Business Premises	497	20	—	20	—	—
Agricultural Property	701	4	—	4	—	—
TOTALS	13,233	104	25	129	—	24

2. MEASURES OF CONTROL BY LOCAL AUTHORITY.

Type of Property	No. of properties inspected	No. of inspections made	Number of notices served under Section 4		Number of treatments carried out			Block treatments of properties in different occupancies under Sec. 6 (1) or by informal arrangement.		
			Treatment	Works	by arrangement with Occupier		Under Section 5 (1)	Number of Blocks	Number of separate Occupancies	Associated sewers Number of manholes treated
					Rats	Mice Only				
Local Authority's Property	48	69	—	—	9	—	—	—	—	104
Dwelling Houses	1,512	1,853	—	—	72	24	—	—	—	—
Business Premises	80	138	—	—	20	—	—	—	—	—
Agricultural Property	53	73	—	—	4	—	—	—	—	—
TOTALS	1,693	2,133	—	—	105	24	—	—	—	104



