

[Report 1967] / Medical Officer of Health, Warwickshire County Council.

Contributors

Warwickshire (England). County Council.

Publication/Creation

1967

Persistent URL

<https://wellcomecollection.org/works/r4y8kahd>

License and attribution

You have permission to make copies of this work under a Creative Commons, Attribution, Non-commercial license.

Non-commercial use includes private study, academic research, teaching, and other activities that are not primarily intended for, or directed towards, commercial advantage or private monetary compensation. See the Legal Code for further information.

Image source should be attributed as specified in the full catalogue record. If no source is given the image should be attributed to Wellcome Collection.




Wellcome Collection
183 Euston Road
London NW1 2BE UK
T +44 (0)20 7611 8722
E library@wellcomecollection.org
<https://wellcomecollection.org>

4495

ARC 1d



Warwickshire County Council.



ANNUAL REPORT
OF THE
COUNTY MEDICAL OFFICER OF HEALTH
FOR THE YEAR
1967

CONTENTS

	PAGES
County Medical Officer of Health's Letter	1 & 2
Staff of the County Health Service	3 & 4
Vital Statistics	5 & 6
Causes of Death	7 to 10
Premature Births	11
Congenital Malformations	11
Midwifery	12 to 14
Nursing Services	15
Health Visiting	16
Nurseries and Child Minders	16
Child Health Clinics	17 to 19
District Nursing Service	19
Scheme for the Illegitimate Child and its Mother	19
Care and After Care Equipment	20
Registration of Nursing and Maternity Homes	21
Admissions to Convalescent Homes	21
Chiropody Service	22
Night "Sitter-up" Service	22
Home Help Service	22 to 24
Family Planning	25
Infectious Diseases—Notification	26 to 29
B.C.G. Vaccination	30
Venereal Diseases	30
Whooping Cough (Notification and Vaccination)	31
Measles—Notification	32
Vaccination	33 & 34
Ambulance Service	35 to 37
Fluoridation of Water Supplies	37 & 38
Dental Service Treatment for Expectant and Nursing Mothers and Pre-School Children	39
Milk and Dairies Administration	40 to 42
Mental Health	43 & 44
County Health Services Available to the General Public	45 to 47

OFFICE OF THE COUNTY MEDICAL OFFICER OF HEALTH,
 COUNTY HEALTH DEPARTMENT,
 SHIRE HALL,
 WARWICK.

(Telephone : Warwick 43431)

MR. CHAIRMAN, LADIES AND GENTLEMEN,

I have the honour to report on the health of the County for the year 1967.

It will be seen from the vital statistics that the crude live birth rate in the County has fallen from 19.3 in 1965 to 18.1 in 1967, although this is still higher than 1955 when it was 16.15. If this fall is interpreted in terms of population it means that a population of 552,040 in 1965 yielded 10,657 live children, but a population of 568,650 in 1967 yielded only 10,295. Had the birth rate stayed at its 1965 level, this population would have been expected to produce 10,975.

The fall in birth rate is in line with the national trend and it seems probable, although it cannot be stated categorically, that recent developments in contraceptive methods and a wider acceptance of them by the public have been at least partly responsible for it.


About 60% of the net increase in population is due to the transfer into the County of people formerly living in other parts of the country and from abroad.

During the year Ministry of Health Circular 15/67 was received, drawing attention to the National Health Service (Family Planning) Act, 1967, which extended the existing powers of local health authorities to include the provision of advice on contraception and supplies for any persons needing them, not only (as hitherto) women likely to suffer detriment to their health as a result of pregnancy. For some time this County has had arrangements with the Family Planning Association whereby family planning clinics were held in seven child health centres. Also the Health Committee had already agreed that certain problem families under the observation of the Children's Department should have advice and supplies free, provided that the Children's Committee agreed and that either the patient's general practitioner or the Family Planning Association were reimbursed by the Children's Committee.

As a result of the new Act, however, it was now possible for the Health Committee to accept this financial responsibility. Arrangements were therefore made, by agreement between the patient's general practitioner and the Area Medical Officer, for free family planning to include not only the severe problem families but families who were being supported by the local authority services, for example those with two or more children in a training centre, those with a subnormal or mentally disturbed parent and those where children were receiving free school meals. It was felt also that all mothers in receipt of free family planning were ideally suitable to have cervical smears taken for histological examination and that this would afford a good opportunity for these to be carried out on this vulnerable group.

It was not considered necessary, at least until further experience had been gained, to set up County Council clinics. The service available from the Family Planning Association and general practitioners appeared to be quite adequate, and the increasing attachment of health visitors to general practitioners made this an ideal channel through which advice and treatment could be given on family planning. The placing of a health visitor in charge of every case as soon as it was reported had the advantage of bringing the health visitor into touch with every family requiring social help, and responsibility for this branch of social work was placed wholly upon the health visitor because of her training in nursing.

It is pleasing to note that the incidence of venereal disease in new patients who have attended hospital clinics since 1964 shows a downward trend as compared with the national incidence which has been showing an upward trend. During the year 102 new cases were reported from the clinics. This is not a significant increase over the previous year's figure of 97 and is a considerable improvement on the figures for 1965 and 1964 which were 138 and 134 respectively. The improvement is actually greater than is indicated by the figures, as the population of Warwickshire has increased by 7,400 since 1964.



During the year we were approached by the Consultant Physician to the Renal Dialysis Ward of the East Birmingham Hospital, with a request for assistance in the installation in their own houses of mechanical units for the intermittent haemodialysis of two patients with chronic renal disease. At that time no communication concerning this provision had been received from the Ministry of Health, though the Minister had indicated in general principle to Regional Hospital Boards that the assistance of local health authorities should be available.

The provision for these two patients was of some urgency; therefore in anticipation of advice from the Minister, and with the assistance of the County Architect, we constructed a scheme whereby, in collaboration with the technical staff of the East Birmingham Hospital, the units could be installed. The principles of the scheme were that the Regional Hospital Board would provide the haemodialysis apparatus and other equipment, a mobile technician available at all times and a telephone at the patient's house. The Health Committee would arrange for such alterations to the patient's house as would be necessary for the installation of this equipment and its use. It was estimated by the County Architect that at current prices such alterations, depending on the layout of the property would, on average, cost approximately £250. The Health Committee appreciated that the clinical urgency of these cases was such that undesirable delay would be caused by bringing each one formally to the Health Committee for consideration. Therefore, they empowered their Chairman to authorise expenditure up to £250 on the adaptation of any dwelling in the County in which the Birmingham Regional Hospital Board wished to install an artificial kidney unit. In cases where it was agreed to carry out alterations costing more than £250, the Health Committee considered that the whole or part of the excess expenditure should be recovered, depending on the patient's circumstances.

This scheme proved to be in accordance with the Ministry circular subsequently received except that the Health Committee considered that the total provision of a new room constituted a capital improvement to the house which was beyond its obligations and therefore reserved the right to come to some financial arrangement with the owner of the property in such instances, whether the owner was the patient or a Local District Council.

There are seven patients in Warwickshire on home renal dialysis. The first four installations were financed by private means and local voluntary public subscriptions during the pioneer period of Dr. SHALDON'S National Kidney Centre, before this was taken over by the Ministry of Health and before the Minister placed responsibility for the medical care of these patients on Regional Hospital Boards. In one of these cases the patient resided in a house belonging to the Local District Council who requested a contribution towards the cost of providing an additional room, which was declined on the grounds outlined above. The cost of home modification in the subsequent three cases was borne by the Warwickshire County Council.

At the time of completing this report I am informed by the East Birmingham Hospital that the maintenance of the health of all these patients remains satisfactory.

We were sorry to lose Dr. R. S. MCELROY from the County's medical staff when he retired at the end of April after eleven years' service as Area Medical Officer in the North-Western Area, that part of the County where rapid change and expansion had already begun to take place prior to his retirement in that work on the new Chelmsley Wood development had commenced. In May we welcomed his successor, Dr. J. E. PEARSON, and wish him every success in the challenging task with which he is faced.

I express sincere thanks to those members of the staff who have assisted with the compilation of this report, and to all the staff for their help throughout the year. Also I acknowledge with gratitude the help and encouragement which I have received from the Chairman and Members of the County Health Committee and the co-operation of my hospital and general practitioner colleagues.

G. H. TAYLOR, M.D., D.P.H.
County Medical Officer of Health.

Shire Hall,
Warwick.

STAFF OF THE COUNTY HEALTH SERVICE

(at time of going to Press).

County Medical Officer of Health and Principal School Medical Officer:

Dr. G. H. Taylor, M.D.(Lond.), D.P.H.

Deputy County Medical Officer of Health and Deputy Principal School Medical Officer:

Dr. C. M. D. Edmonds, M.B., B.S., D.A., D.P.H.

	<i>Medical Officer</i>	<i>Assistant County Medical Officer</i>
Sutton Coldfield M.B. (Delegated Powers)	J. R. Preston, M.B., Ch.B., F.R.F.P.S., D.P.H. (Glas.). Deputy—Vacancy.	I. M. S. Nichols, M.B., Ch.B., D.P.H. O. N. Rastogi, M.B., B.S., T.D.D.
Nuneaton M.B. (Delegated Powers)	G. Dison, L.R.C.P., L.R.C.S., L.R.F.P. & S., D.R.C.O.G., D.P.H. (Edin.). Deputy—N. S. Turnbull, M.B., Ch.B., D.T.M. & H., D.P.H.	1½ Vacancies.
Atherstone/Bedworth Area	E. M. Hughes, M.B., Ch.B., D.P.H.	R. G. Dawson, M.B., Ch.B. M. Steane, M.B., Ch.B., D.P.H. 1½ Vacancies.
Eastern Area	D. J. Jones, B.Sc., M.B., Ch.B., D.P.H. (Cardiff).	J. M. Felce, M.B., B.S. 1½ Vacancies.
North-Western Area	J. E. Pearson, M.B., B.S., M.R.C.S., L.R.C.P., D.P.H. Deputy—Vacancy.	G. C. B. Hawes, M.B., B.S. L. M. Ellis, M.B., Ch.B., D.R.C.O.G., D.C.H.
Central Area	F. D. M. Livingstone, M.B., B.Ch., M.R.C.P., D.C.H., D.P.H. Deputy—M. V. Richards, M.B., Ch.B., D.C.H., D.P.H.	J. Addenbrooke, M.B., Ch.B. J. F. Sansome, M.B., B.S., D.P.H. D. S. Williams, L.R.C.P. & S., L.R.F.P. & S. ½ Vacancy.
Southern Area	J. B. Bramwell, M.A., M.B., B.Ch., D.P.H.	A. L. Kirkland, M.B., B.Ch., B.A.O., D.R.C.O.G., D.P.H. 1½ Vacancies.

Principal Dental Officer.

H. J. Bastow, L.D.S.(Birm.).

Dental Officers.

Sutton Coldfield M.B.	N. G. Evans, L.D.S.	Eastern Area	—
	Mrs. C. M. Hartopp, B.D.S.	North-Western Area	W. Douglas, L.D.S.*
Nuneaton M.B.	J. Hitchcock, B.D.S.*	Central Area	E. N. O'Reilly, L.D.S., R.C.S.
Atherstone/Bedworth Area	M. L. Bhan, B.D.S.	Southern Area	Mrs. J. R. Neale, B.D.S. Miss M. M. Stocker, L.D.S.*

**Senior Dental Officer.*

County Ambulance Officer.

R. D. Charles.

County Health Inspector.

K. L. Spence, Cert.S.I.B., Cert.R.S.I.

Chief Clerk.

L. J. Allen.

Superintendent Nursing Officer and Supervisor of Midwives.

Miss V. E. Beeston, S.R.N., S.C.M., H.V.Cert.

Deputy Superintendent Nursing Officer.

Miss M. J. Hedges, S.R.N., S.C.M., H.V.Cert.

Borough and Area Nursing Officers.

Sutton Coldfield M.B.	Miss M. McCaffery.	Eastern Area	Miss E. M. Lloyd.
Nuneaton M.B.	Miss M. J. Thomas.	North-Western Area	Miss P. M. Adams.
Atherstone/Bedworth Area	Miss C. G. McLaren.	Central Area	Miss H. R. Taylor.
		Southern Area	Miss D. G. Hussey.

(These Officers hold S.R.N., S.C.M. and H.V.Cert.)

Social Worker.

Miss J. A. Sutcliffe, S.R.N., H.V.Cert.

Mental Welfare Officers.

County Health Department.

H. F. Rogers.

B. H. Tustain.

P.M. Overton.

Sutton Coldfield M.B.	M. O'Donnell.† G. Fitzpatrick.† D. C. Mangnall.	Eastern Area	R. J. Edkins. P. Cooke.
Nuneaton M.B.	P. C. Morgan.† R. Callander.† E. R. Brierley.	North-Western Area	W. J. Duigenan. I. R. Coleman.
Atherstone/Bedworth Area	A. E. Jones. G. Gray.	Central Area Southern Area	C. Robinson. R. C. Anslow. R. D. Kyte.

†These Officers carry out Delegated Mental Health and Welfare duties.

Social Worker (Mental Health).

County Health Department.

Miss H. S. Hopkins.

Family Case Workers.

Mrs. M. Barclay. Mrs. G. A. Bates. Mrs. M. Garnett. Mrs. M. Flynn. Miss J. G. Orton.

GENERAL STATISTICS BY AREA, 1967.

	Ares.	Population.		Live Births.		Total Deaths.		Number Still-births.	Number Infant Deaths.	Number Maternal Deaths.
		Mid-1966	Mid-1967	Number.	Birth Rate (Standardised) (Per 1,000 pop.)	Number.	Death Rate (Standardised) (Per 1,000 pop.)			
SUTTON COLDFIELD M.B. ..	13,691	80,440	81,630	1,341	14.62	669	10.25	25	15	—
NUNEATON M.B.	11,757	61,800	63,420	1,183	18.28	585	11.25	13	27	—
ATHERSTONE/BEDWORTH AREA.										
Bedworth U.D.	7,820	37,100	39,100	778	17.71	372	9.41	15	11	—
Atherstone R.D.	34,574	34,400	35,210	777	21.41	322	11.53	17	14	—
TOTALS	42,394	71,500	74,310	1,555	19.46	694	10.42	32	25	—
EASTERN AREA.										
Rugby M.B.	7,010	55,800	56,450	1,079	20.07	580	10.78	16	23	—
Rugby R.D.	80,939	25,670	26,200	428	16.01	214	10.55	3	14	—
TOTALS	87,949	81,470	82,650	1,507	18.78	794	10.71	19	37	—
NORTH-WESTERN AREA.										
Meriden R.D.	66,228	61,320	62,930	984	13.45	463	11.19	13	13	—
CENTRAL AREA.										
Leamington Spa M.B. ..	2,875	44,700	44,860	895	19.15	520	10.55	9	11	1
Warwick M.B.	5,057	17,330	17,700	326	19.16	204	10.61	4	10	1
Kenilworth U.D.	5,967	19,950	20,450	372	17.64	140	9.73	2	1	—
Southam R.D.	62,527	17,700	18,040	340	19.98	149	10.50	3	5	—
Warwick R.D.	55,896	25,010	25,480	426	15.55	324	10.05	2	10	—
TOTALS	132,322	124,690	126,530	2,359	18.27	1,337	10.32	20	37	2
SOUTHERN AREA.										
Stratford-upon-Avon M.B. ..	6,900	18,250	18,600	266	14.30	218	11.02	6	4	—
Alcester R.D.	37,374	19,530	20,020	384	18.99	213	10.64	9	7	—
Shipston-on-Stour R.D. ..	53,339	9,400	9,560	174	20.38	137	9.89	3	3	—
Stratford-on-Avon R.D. ..	86,464	28,500	29,000	542	19.44	257	9.66	8	10	—
TOTALS	184,077	75,680	77,180	1,366	18.20	825	10.28	26	24	—
COUNTY TOTALS	538,418	556,900	568,650	10,295	17.20	5,367	10.29	148	178	2

Figures supplied by the Registrar General.

Vital Statistics.

The live birth rate has again fallen and continues to reflect the national trend.

	1964	1965	1966	1967
England and Wales	18.4	18.0	17.7	17.2
Warwickshire	18.7	18.5	17.6	17.2

Other important rates for the County—death rates, infant mortality rate, stillbirth rate, maternal mortality rate—have not changed greatly and continue to compare favourably with national rates.

REVIEW OF VITAL STATISTICS, 1900-1967.

Year	Live Birth Rate (per 1,000 pop.)		Illegitimate Live Birth Rate (per 1,000 pop.)		Stillbirths (per 1,000 total births)		Perinatal Mortality Rate (per 1,000 total births)		Infant Mortality Rate (per 1,000 live births)		Maternal Mortality Rate (per 1,000 total births)		Death Rate (per 1,000 pop.)		Cancer Death Rate (per 1,000 pop.)		Lung Cancer Death Rate Males (per 1,000 relevant pop.)		Lung Cancer Death Rate Females (per 1,000 relevant pop.)		Pulmonary Tuberculosis Death Rate (per 1,000 pop.)		
	C	S	C	S	C	S	C	S	C	S	C	S	C	S	C	S	C	S	C	S	C	S	
1900	27.0																						
1905	25.6																						
1910	23.8																						
1915	22.5																						
1920	25.2																						
1925	18.5																						
1930	16.4																						
1935	14.5																						
1940	15.8																						
1945	18.7																						
1950	15.8																						
1955	16.2																						
1960	18.6																						
1961	18.8																						
1962	18.8																						
1963	18.8																						
1964	19.7																						
1965	19.3																						
1966	18.7																						
1967	18.1																						

England and Wales (Registrar General's Provisional Figures).

1967	17.2	1.45	14.8	25.4	18.3	0.20	11.2	2.27	1.00	0.19	0.04
------	------	------	------	------	------	------	------	------	------	------	------

C — Crude Rate (Actual Rate).

S — Standardised Rate (Registrar General's correction to a standard population).

Perinatal Mortality Rate: Before 1956, Stillbirths plus Infant Deaths under 4 weeks.
After 1956, Stillbirths plus Infant Deaths under 1 week.

CERTIFIED CAUSES OF DEATH BY AGE AND SEX, 1967.

(With corresponding figures for last year and ten years ago).

Cause.	Sex.	Age at Death.											Total 1967	Total Deaths	
		Under 4 wks.	4 wks.-1 yr.	1--	5--	15--	25--	35--	45--	55--	65--	75+		1966	1957
1 Tuberculosis—Respiratory	M	—	—	—	—	—	—	1	2	4	7	5	19	11	34
	F	—	—	—	—	—	—	1	1	—	—	—	1	4	11
2 Tuberculosis—Other forms	M	—	—	—	—	—	—	—	—	—	—	—	3	2	1
	F	—	—	—	—	—	2	—	—	2	1	—	3	5	3
3 Syphilitic Disease	M	—	—	—	—	—	—	—	—	—	3	3	6	7	6
	F	—	—	—	—	—	—	—	—	—	2	4	6	4	3
4 Diphtheria	M	—	—	—	—	—	—	—	—	—	—	—	—	—	—
	F	—	—	—	—	—	—	—	—	—	—	—	—	—	—
5 Whooping Cough	M	—	—	—	—	—	—	—	—	—	—	—	—	—	—
	F	—	1	—	—	—	—	—	—	—	—	—	1	—	—
6 Meningococcal Infections	M	—	—	1	—	—	—	—	—	—	—	—	—	—	—
	F	—	—	—	—	—	—	1	—	—	—	—	2	2	1
7 Acute Poliomyelitis	M	—	—	—	—	—	—	—	—	—	—	—	—	—	6
	F	—	—	—	—	—	—	—	—	—	—	—	—	—	2
8 Measles	M	—	—	—	—	—	—	—	—	—	—	—	—	—	—
	F	—	—	1	—	—	—	—	—	—	—	—	1	1	2
9 Other Infective/Parasitic Diseases	M	—	—	2	1	1	—	1	—	—	—	—	6	6	4
	F	—	—	—	—	—	—	—	1	3	—	1	4	6	5
10 Malignant Neoplasm—Stomach	M	—	—	—	—	—	—	1	9	14	26	22	72	72	71
	F	—	—	—	—	1	—	—	1	11	14	29	56	63	53
11 Malignant Neoplasm—Bronchus	M	—	—	—	—	—	1	3	29	68	74	21	196	178	155
	F	—	—	—	—	—	—	3	9	11	13	3	40	33	30
12 Malignant Neoplasm—Breast	M	—	—	—	—	—	—	—	—	—	1	—	1	2	1
	F	—	—	—	—	—	3	6	17	37	21	21	105	87	103
13 Malignant Neoplasm—Uterus	F	—	—	1	—	—	—	3	11	14	12	7	48	39	34
14 Malignant Neoplasm—Others	M	—	—	—	2	1	4	17	38	76	78	89	305	248	317
	F	—	1	—	2	5	5	9	18	56	62	67	225	259	224
15 Leukaemia/Aleukaemia	M	—	—	—	—	—	—	1	3	—	2	5	11	20	18
	F	—	—	1	—	—	1	—	—	1	2	3	8	15	3
16 Diabetes	M	—	—	—	1	—	—	3	1	2	10	9	26	13	18
	F	—	—	—	1	1	—	—	2	4	5	15	28	30	31
17 Vascular Lesions—Nervous System	M	—	—	1	1	1	2	6	9	45	90	147	302	302	368
	F	—	—	—	—	1	2	4	13	31	84	278	413	423	441
18 Coronary Disease and Angina	M	—	—	—	—	—	4	22	68	180	212	203	689	690	486
	F	—	—	—	—	—	—	1	10	50	122	234	417	413	270
19 Hypertension/Heart Disease	M	—	—	—	—	—	—	1	—	10	9	13	33	29	80
	F	—	—	—	—	—	—	—	1	4	10	24	39	53	96
20 Other Heart Diseases	M	—	—	—	—	1	2	4	10	25	52	106	200	190	345
	F	—	—	1	—	1	2	5	17	25	40	188	279	275	382
21 Other Circulatory Disease	M	—	—	—	—	—	—	2	10	17	32	66	127	123	123
	F	—	—	—	—	—	—	1	1	18	25	111	156	146	130
22 Influenza	M	—	—	—	—	—	—	1	—	—	—	1	2	4	36
	F	—	—	—	—	—	—	—	—	—	—	—	1	1	29
23 Pneumonia	M	4	6	2	—	—	—	1	5	8	32	92	150	163	152
	F	2	4	2	2	—	—	1	4	16	24	152	207	225	157
24 Bronchitis	M	—	2	—	—	—	—	—	1	8	44	66	54	175	185
	F	—	—	—	—	—	—	—	—	1	5	8	28	42	75
25 Other Respiratory Diseases	M	—	—	—	—	—	—	—	2	7	16	10	35	44	46
	F	—	—	—	—	—	1	—	2	3	4	7	17	24	16
26 Ulcer—Stomach/Duodenum	M	—	—	—	—	—	—	1	3	5	10	9	28	23	43
	F	—	—	—	—	—	—	1	2	—	5	13	21	22	10
27 Gastritis/Enteritis/Diarrhoea	M	—	2	1	—	—	—	—	—	3	1	4	11	8	8
	F	—	4	2	—	—	—	1	—	3	1	7	18	19	9
28 Nephritis/Nephrosis	M	—	—	—	1	—	—	1	—	4	—	8	14	15	27
	F	—	—	—	—	—	—	—	3	2	4	5	14	8	24
29 Hyperplasia of Prostate	M	—	—	—	—	—	—	—	—	—	5	11	16	26	42
30 Pregnancy/Childbirth/Abortion	F	—	—	—	—	1	—	1	—	—	—	—	2	2	4
31 Congenital Malformations	M	17	5	1	—	—	1	1	1	1	—	—	27	40	30
	F	13	7	1	1	2	—	1	—	1	—	2	28	28	36
32 Other Defined and Ill-Defined Diseases	M	62	2	1	6	3	1	3	12	22	38	43	193	214	207
	F	33	4	3	1	6	3	8	13	24	44	87	226	211	239
33 Motor Vehicle Accidents	M	—	—	4	7	40	11	3	8	10	6	7	96	89	58
	F	—	—	1	5	4	2	—	3	2	4	5	26	31	19
34 Other Accidents	M	2	3	6	5	3	3	5	7	8	6	11	59	67	67
	F	2	2	—	3	3	—	1	1	7	10	52	81	70	82
35 Suicide	M	—	—	—	—	4	3	1	5	4	6	3	26	35	36
	F	—	—	—	—	—	2	3	1	4	7	4	21	21	19
36 Homicide	M	—	—	—	—	—	—	—	—	—	—	—	—	1	1
	F	—	—	—	—	—	1	—	—	—	—	—	1	2	—
All Causes	M	85	20	18	24	54	32	80	230	560	783	944	2,830	2,816	2,930
	F	50	23	14	15	26	24	50	132	332	524	1,347	2,537	2,620	2,529
Population figures in thousands													568	557	549

Figures supplied by the Registrar General.

CAUSES OF STILLBIRTH FOR THE YEARS 1964-1967.

<i>Major factor.</i>	1967	1966	1965	1964
Congenital disorders	36	23	33	42
Haemolytic disease	4	8	6	6
Chronic ill-health of mother	3	6	4	7
Toxaemia of pregnancy and A.P.H.	41	50	34	28
Conditions of placenta and cord	24	24	34	27
Difficulties in labour	13	8	3	10
Unknown	27	44	40	36
Total number of registered stillbirths	148	163	154	156
Stillbirth rate per 1,000 total births	14.2	15.4	14.2	13.8

CAUSES OF NEONATAL DEATHS (0-28 DAYS) 1964-1967.

<i>Major factor.</i>	1967	1966	1965	1964
Prematurity (birth weight under 4lbs.)	48	44	48	65
Asphyxia/Atelectasis (with prematurity)	11	13	6	9
Congenital disorders	34	33	23	39
Haemolytic disease of the newborn	2	3	1	2
Birth injury	8	11	8	12
Asphyxia/Atelectasis (without prematurity)	20	13	9	4
Respiratory infection	1	5	4	3
Other infection	3	1	1	1
Accident/misadventure	3	1	1	—
Unknown or ill-defined	5	3	5	2
Total	135	127	106	137
Neonatal death rate per 1,000 live births	13.1	12.2	10.0	12.5

**CAUSES OF DEATH OF INFANTS AGED 29 DAYS - 1 YEAR,
1964-1967.**

<i>Major factor.</i>	1967	1966	1965	1964
Congenital disorders	16	20	14	18
Malignant disease	1	—	3	2
Other non-infectious diseases	—	—	1	2
Respiratory infection	10	8	9	6
Other infections	9	9	5	11
Accident/misadventure	7	19	17	12
Unknown or ill-defined	—	1	3	—
Total	43	57	52	51
Death rate per 1,000 live births	4.2	5.5	4.9	4.6

PERINATAL MORTALITY, 1967.
(Stillbirths and Infant deaths under 1 week).

	<i>Males.</i>	<i>Females.</i>	<i>Total.</i>	<i>Rate (per 1,000 total births).</i>
Legitimate	140	103	243	24.86
Illegitimate	8	13	21	31.48
TOTALS	148	116	264	25.28 (Eng. & Wales 25.4)

Causes of Death in Warwickshire, 1967.

The death rates from various diseases show very little change from the previous year.

There were two deaths associated with pregnancy :—

- (1) A woman who died during induction of anaesthesia for Caesarian section.
- (2) A woman who died from septicaemia complicating a breast abscess post-puerperally.

Neither of these could be regarded as deaths directly due to childbirth although the Registrar General's Office has described them as "related to maternity". Even with these two deaths and a rate of 0.19 deaths per thousand births, the figure is below the national rate of 0.20.

The following were the commonest certified causes of death at various ages :—

- Babies under 4 weeks — Prematurity and Congenital disorders
- Infants 29 days-1 year — Congenital disorders, Infections and Accidents
- Children 1-4 years — Congenital disorders, Infections and Accidents
- Children 5-15 years — Accidents and Malignant diseases
- Adults 15-24 years — Accidents predominantly
- 25-44 years — Accidents, Cardiovascular diseases and Malignant diseases
- 45-64 years — Cardiovascular diseases and Malignant diseases
- 65-74 years — Cardiovascular diseases, Malignant diseases, and Bronchitis/
Pneumonia
- 75+ — Cardiovascular diseases predominantly

Once again, a disturbing feature of this record is the serious loss of young lives by accidents. In the age range 1 to 34, otherwise a healthy age span, there were 207 deaths in 1967, of which 107 were from violence; 74 from motor vehicle accidents, 23 in other accidents, 9 by suicide and 1 homicide.

LIVE AND STILLBIRTHS, 1967.

	<i>Males.</i>	<i>Females.</i>	<i>Total.</i>	<i>Standardised Rate (per 1,000 pop.).</i>
LIVE BIRTHS—Legitimate	4,897	4,745	9,642	16.11
Illegitimate	326	327	653	1.09
Total	5,223	5,072	10,295	17.2 (17.2)
Illegitimate live births % of total live births : 6.34.				(8.4)
	<i>Males.</i>	<i>Females.</i>	<i>Total.</i>	<i>Rate (per 1,000 total births).</i>
STILLBIRTHS—Legitimate	68	66	134	13.7
Illegitimate	6	8	14	21.0
Total	74	74	148	14.2 (14.8)
	<i>Males.</i>	<i>Females.</i>	<i>Total.</i>	
TOTAL BIRTHS—Legitimate	4,965	4,811	9,776	
Illegitimate	332	335	667	
Grand Total	5,297	5,146	10,443	

Provisional figures for England and Wales in brackets.

INFANT MORTALITY, 1967.

	<i>Males.</i>	<i>Females.</i>	<i>Total.</i>	<i>Rate (per 1,000 live births).</i>
UNDER 1 YEAR—Legitimate	99	66	165	17.1
Illegitimate	6	7	13	19.9
Total	105	73	178	17.3 (18.3)
UNDER 4 WKS.—Legitimate	82	44	126	13.1
Illegitimate	3	6	9	13.8
Total	85	50	135	13.1 (12.5)
EARLY NEO-NATAL (Under 1 Wk.)				
Legitimate	72	37	109	11.3
Illegitimate	2	5	7	10.7
Total	74	42	116	11.3 (10.8)

Provisional figures for England and Wales in brackets.

TOTAL PREMATURE BIRTHS SINGLE AND MULTIPLE, 1967.

(Total notified births 10,283).

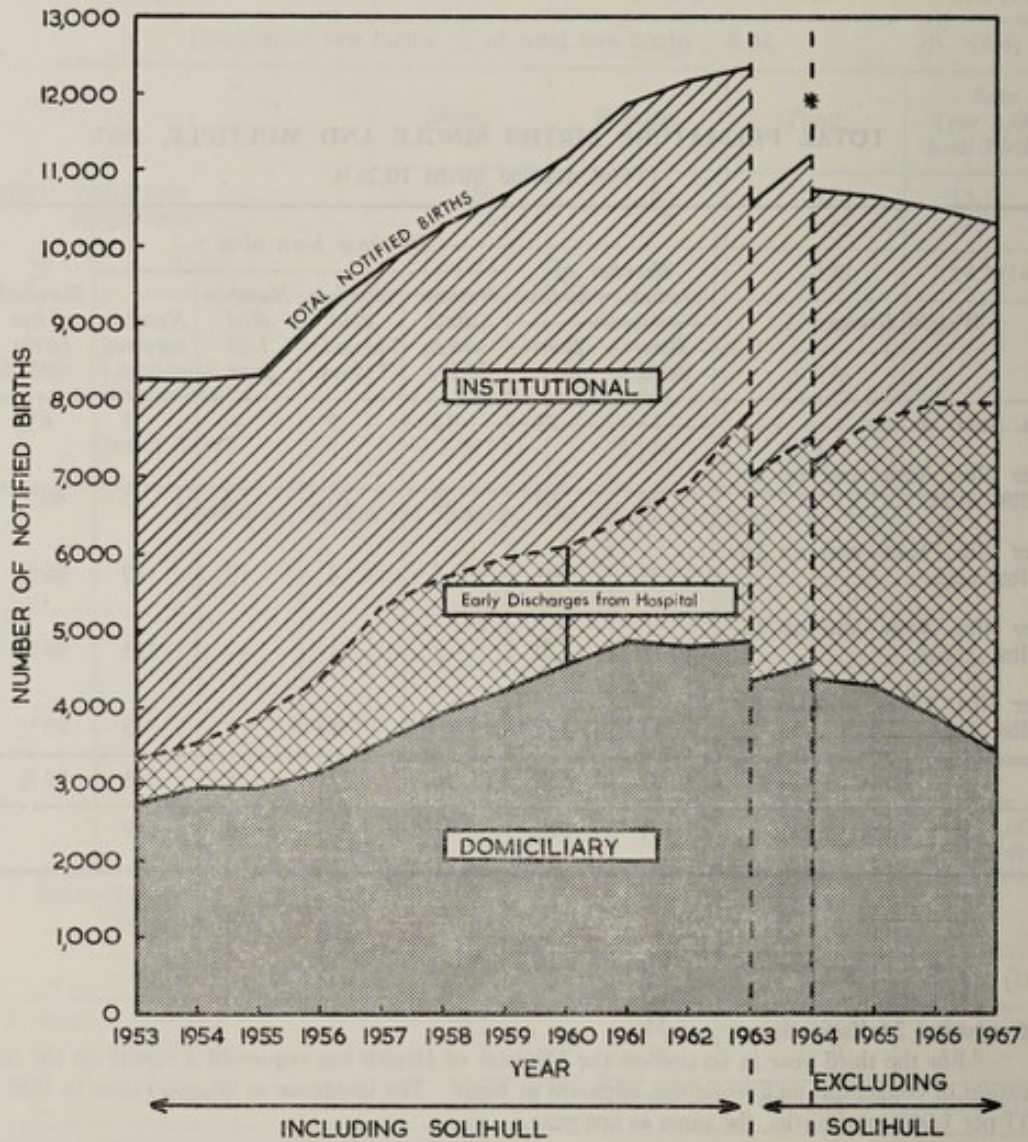
Weight Group.	Number of premature births.		Of those born alive :—				% Survival of live births 1967	% Survival of live births 1966
	Born dead.	Born alive.	Number died within 24 hrs.	Number died 1 to under 7 days.	Number died 7-28 days.	Number survived.		
2lbs. 3ozs. or less	11	23	15	7	—	1	4%	—
Over 2lbs. 3ozs. and up to 3lbs. 4ozs.	26	63	25	10	3	25	40%	38%
Over 3lbs. 4ozs. and up to 4lbs. 6ozs.	27	101	5	6	3	87	86%	80%
Over 4lbs. 6ozs. and up to 4lbs. 15ozs.	10	120	1	4	—	115	96%	95%
Over 4lbs. 15ozs. and up to 5lbs. 8ozs.	13	331	10	6	2	313	95%	98%
TOTALS ..	87	638	56	33	8	541	85%	87%
TOTALS, 1966	101	628	47	26	6	549		

Congenital Malformations.

For the third year in succession the Minister of Health has requested a report on the notification of congenital malformations apparent at birth. The incidence in Warwickshire in 1967 was 11 per 1,000 total births, the same as last year.

DOMICILIARY & INSTITUTIONAL BIRTHS 1953-1967

"Early Discharge" Prior to 1960 before 14th day
1960 onwards before 10th day



	Percentages															
Inst :	67	64	65	65	64	62	60	59	59	61	61	59	59	60	63	67
Dom :	33	36	35	35	36	38	40	41	41	39	39	41	41	40	37	33

* Adjustment for Staffs & Coventry boundary changes.

NUMBER OF NOTIFIED BIRTHS DURING 1967 IN EACH AREA
(1966 in brackets) (adjusted to Area of residence).

	<i>Adjusted number of notified births.</i>		<i>% Domiciliary.</i>		<i>% Institutional.</i>	
Sutton Coldfield M.B. ..	1,302	(1,352)	29	(34)	71	(66)
Nuneaton M.B.	1,171	(1,166)	41	(43)	59	(57)
Atherstone/Bedworth Area..	1,566	(1,567)	39	(45)	61	(55)
Eastern Area	1,482	(1,562)	41	(42)	59	(58)
North-Western Area ..	958	(980)	28	(34)	72	(66)
Central Area	2,333	(2,423)	34	(36)	66	(64)
Southern Area	1,471	(1,414)	17	(23)	83	(77)
Total	10,283	(10,464)	33	(37)	67	(63)
.. 1965 ..	10,610		40		60	
.. 1964 ..	11,175		41		59	
.. 1963 ..	10,563		41		59	

Midwifery.

The number of births in the County fell by 181 to 10,283 in 1967; of this total, 3,400 births or 33% took place in the mothers' homes. The percentage of home deliveries varies throughout the County from 17% in Stratford-on-Avon to 41% in the Atherstone, Bedworth and Nuneaton areas, and has been gradually reducing over the last few years i.e. :-

	<i>Total births</i>	<i>% Domiciliary</i>	<i>Early discharges from hospital</i>
1967	10,283	33%	4,507
1966	10,464	37%	4,115
1965	10,610	40%	3,426
1964	11,175	41%	2,940

From the table above and from the graph it will be seen that although domiciliary deliveries are decreasing the amount of work undertaken by the midwives is still increasing, because of the policy of early discharge. In fact in Warwickshire the equivalent number of maternity cases dealt with by the domiciliary midwifery service was 8.01 as against the average for the English counties, which was 5.57 per 1,000 of population.

During 1967, 35 pupil midwives completed their three months domiciliary training in Warwickshire. This is now undertaken in Sutton Coldfield, Nuneaton, Rugby, Leamington Spa, Bedworth and Atherstone. In Sutton Coldfield, Nuneaton and Leamington Spa pupils live in hospital accommodation if their own homes are not conveniently situated. In Rugby, Bedworth and Atherstone, there is a unit of County Council Nurses' accommodation available in each area. Since February, 1967 this arrangement has worked well and the pupils appreciate their domestic independence.

ANTE-NATAL MOTHERHOOD AND RELAXATION CLASSES, 1967.

(1966 in brackets).

	Number of women who attended :—			Total attendances made.
	Institutional booked.	Domiciliary booked.	Total.	
Sutton Coldfield M.B. ..	347 (352)	104 (116)	451 (468)	2,504 (2,902)
Nuneaton M.B.	144 (127)	267 (213)	411 (340)	1,936 (1,846)
Atherstone/Bedworth Area ..	202 (160)	335 (346)	537 (506)	2,383 (2,231)
Eastern Area	123 (143)	133 (120)	256 (263)	1,301 (1,129)
North-Western Area	96 (83)	68 (37)	164 (120)	665 (517)
Central Area	203 (219)	218 (294)	421 (513)	1,759 (1,822)
Southern Area	202 (213)	176 (72)	378 (285)	1,325 (1,043)
TOTAL ..	1,317 (1,297)	1,301 (1,198)	2,618 (2,495)	11,873 (11,490)

ANTE-NATAL AND POST-NATAL CLINICS.

Clinic.	Medical Officer and when held.	Ante-natal.		Post-natal.	
		No. of women who attended.	No. of attendances.	No. of women who attended.	No. of attendances.
ATHERSTONE/ BEDWORTH AREA Newtown Road, Bedworth.	Mr. D. W. HENDRY Every Tuesday, 9-30 a.m.	251	1,732	9	9
EASTERN AREA Temple Street, Rugby.	Mr. J. R. OWEN Every Wednesday, 2 p.m.	201	417	—	—
The service for blood sampling on G.P.'s requests continues in Sutton Coldfield.	TOTALS 1967 ..	452	2,149	9	9
	TOTALS 1966 ..	469	1,869	26	26

MIDWIFERY.

NUMBER OF MIDWIVES PRACTISING AT THE END OF EACH YEAR 1963-1967.

Year.	Domiciliary.		Institutional.	
	Employed by the County Council.	In private practice.	Employed by the Hospital Management Committees.	Employed by Nursing Homes.
1967	121	4	179	2
1966	128	6	126	2
1965	124	6	161	5
1964	129	5	147	7
1963	132	10	131	3

NURSING SERVICES.

The staff of the County's Nursing Services during 1967 was made up as follows :—

		Whole-time	Part-time	Total Equivalent Whole-time	
Nursing Officers	SRN/SCM/HV	9		9	
Deputy Nursing Officers	SRN/SCM/HV	4		4	
Midwives		53	11	58.9	With D.N. Training
District Nurses	SRN SEN	62 6	17 6	72.3 9	70.8% 44.4%
District Nurse/Midwives	SRN/SCM SEN/SCM	26 5	3	27 5	97.8% —
District Nurse/Midwife/Health Visitor	SRN/SCM/HV	10	1	10.6	100%
Health Visitor	HV	91	8	94.2	
Clinic Nurses	SRN SEN		23 2	9 1	

Attachment of Nursing Staff to Family Doctors.

Members of the Nursing staff are continuing to work more closely with family doctors in the County, there now being seventeen health visitors attached to practices. There are also many liaison schemes whereby a health visitor is shared between two or more practices.

The figures below show the increase over the last four years in attendance of health visitors at child health clinics in general practitioners' surgeries and of midwives at ante-natal clinics in the surgeries. In addition, health visitors and district nurses have regular weekly discussion sessions with general practitioners.

	<i>Attendances of Health Visitors at Child Health Clinics in G.P. Surgeries</i>	<i>Attendances of Midwives at Ante- Natal Clinics in G.P. Surgeries</i>
1964	263	899
1965	465	997
1966	492	959
1967	598	1,172

(These figures exclude the two delegated Boroughs)

HEALTH VISITING.

		1965	1966	1967
Total Number of Births		10,610	10,464	10,283
Children under 5 yrs.	Children Visited	39,455	42,415	40,039
	Total Visits	116,468	122,713	120,155
Ante-Natal	Persons Visited	1,670	1,688	1,809
	Total Visits	2,534	2,733	2,903
Persons Aged 65 and over	Persons Visited	3,104	3,823	4,970
	Total Visits	9,324	11,975	16,448
Mental Health	Persons Visited	90	102	137
	Total Visits	460	370	753
Tuberculosis	Households Visited	582	655	486
	Total Visits	1,255	1,267	925
Other Cases	Persons Visited	1,139	1,775	1,792
	Total Visits	2,189	2,991	3,398
School Nursing	Total Visits	5,673	6,022	5,932

As will be seen in the separate paragraph on attachment of nursing staff to family doctors, health visitors are continuing to work more closely with general practitioners and the number attached to practices has increased. It will be seen from the table above that there has also been an increase in the number of persons visited in the older age group (sixty-five and over). Of the 144,582 visits paid by health visitors in 1967, 11.41% were to the older members of the community. Ten years ago this percentage was 2.7. The selective visiting of families needing support also continues to play an important part in the health visitors' work and they are undertaking preventive work in this sphere by giving lectures in schools on such subjects as "Household Management", "Finance", "Budgeting", "Hire Purchase", "Care for the Elderly" and "Advisability of Regular Work" in relation to the health of the family.

Seven students who started their training in October 1966 under the training scheme returned to the Council's service in September, 1967 on the successful completion of their course. Six students were in training at the end of the year.

Nurseries and Child Minders.

The number of premises and persons registered under the Nurseries and Child Minders Regulation Act continued to rise as follows :-

	1965	1966	1967
Premises registered	26	54	93
No. of children concerned	557	1,144	1,999
People registered to care for children in their own homes	65	78	118
No. of children concerned	593	717	1,007

CHILD HEALTH CLINICS.

Where held.		When held (all meetings at 2 p.m. unless otherwise stated).	Average No. of children attending each session.	Number of children who attended during the year and who were born in:			Total.	
				1967	1966	1962-65		
SUTTON COLDFIELD M.B.								
Bannersgate ..	Reay Nadin Drive..	C.P.	Fri. p.m. (T) alt. a.m.	25	86	118	269	473
Boldmere..	Boldmere Road ..	C.A.	Tues. & Thurs. p.m. (T) alt. Thurs. a.m.	24	233	303	586	1,122
Falcon Lodge ..	Churchill Road ..	C.P.	Tues. & Thurs. p.m. (T) Wed. a.m. except 1st in month	21	193	234	685	1,112
Four Oaks ..	Mere Green Road..	C.P.	Mon. & Wed. p.m. (T) Tues. & Fri. a.m.	27	282	322	798	1,402
Hill ..	Harrison Road ..	C.P.	Thurs. p.m. (T) Tues. a.m.	25	105	141	394	640
Minworth ..	Kingsbury Close ..	C.P.	Alt. Tues. p.m.	23	23	33	78	134
Sutton Coldfield..	49, Holland Street..	C.A.	Mon. & Wed. p.m. (T) alt. Tues. a.m.	26	65	165	320	550
Walmley ..	Walmley Road ..	C.S.	Thurs. p.m. (T) 1st & 3rd Tues. a.m.	21	90	102	266	458
TOTAL				—	1,077	1,418	3,396	5,891
NUNEATON M.B.								
Attleborough ..	Whitestone Clinic, Magyar Crescent..	C.P.	Tues. p.m. Thurs. 9.30 a.m. (T) as required	16	120	63	207	390
Camp Hill ..	Ramsden Avenue ..	C.P.	Tues. & Thurs. p.m.	35	191	189	390	770
Galley Common..	St. Peter's Hall ..	C.S.	Fri. p.m.	18	26	22	48	96
Riversley Park ..	Coton Road ..	C.A.	Mon. & Wed. p.m. (T) as required	23	248	171	252	671
Stockingford ..	Cross Street ..	C.A.	Mon. & Wed. p.m.	26	169	173	324	666
Weddington ..	St. Nicholas' Clinic, Windermere Avenue	C.P.	Tues. p.m. Wed. 9.30 a.m. (T) as required	21	145	172	134	451
TOTAL				—	899	790	1,355	3,044
ATHERSTONE AND BEDWORTH AREA.								
Ansley ..	Social Club..	C.S.	Now closed	26	66	56	78	200
Atherstone ..	Long Street..	C.P.	Wed. & Fri. p.m.	38	170	193	245	608
Baddesley Ensor..	Liberal Club ..	C.S.	Thurs. p.m.	29	56	59	100	215
Bedworth..	Newtown Road ..	C.A.	Mon. & Thurs. p.m. Wed. a.m.	56	411	361	295	1,067
Bulkington ..	Chequer Street ..	C.P.	Wed. & Thurs. p.m.	43	147	149	197	493
Dordon ..	Parish Hall..	C.S.	Thurs. a.m.	47	82	62	35	179
Hurley ..	Village Hall ..	C.S.	Alt. Mon. p.m.	16	19	14	23	56
Keresley Newlands	Bennetts Road Clinic	C.P.	Tues. p.m. (T) 2nd Thurs. a.m.	35	98	109	170	377
Kingsbury ..	Methodist Hall ..	C.S.	Alt. Tues. p.m.	36	59	35	43	137
Newton Regis ..	The Institute ..	V.S.G.	Alt. Wed. p.m.	21	21	19	41	81
Polesworth ..	Memorial Hall ..	C.S.	Tues. p.m. Fri. a.m.	38	170	133	120	423
TOTAL				—	1,299	1,190	1,347	3,836
EASTERN AREA.								
Bilston ..	County Clinic ..	C.P.	Mon. & Wed. p.m.	45	270	298	378	946
Binley ..	Village Hall ..	C.S.	1st & 3rd Tues. 2nd & 4th Wed.	48	67	75	95	237
Brinklow ..	Church Rooms ..	V.S.G.	1st & 3rd Wed. p.m.	33	35	43	89	167
†Church Lawford	R.A.F. Married Qtrs.	C.S.	Now closed	8	3	3	4	10
Clifton-on-	Townsend Memorial							
Dunsmore ..	Hall ..	C.S.	2nd Thurs. p.m.	19	12	21	27	60
Dunchurch ..	W.I. Hall ..	C.S.	2nd & 4th Thurs. p.m.	24	45	24	59	128
Hillmorton ..	Coton Road ..	C.P.	Mon. p.m.	54	135	146	140	421
Long Lawford ..	Memorial Hall ..	C.S.	2nd & 4th Tues. p.m.	17	43	44	47	134
Newbold ..	Church House ..	C.S.	1st & 3rd Fri. p.m.	19	19	19	26	64
New Bilton ..	Methodist Church Hall, Lawford Road	C.S.	Wed. p.m.	53	120	123	166	409
†Rokeby ..	Rokeby C.P. School	C.S.	Now closed	14	12	32	32	76
Rugby ..	Temple Street ..	V.A.	Tues. & Fri. p.m.	42	250	276	314	840
Stretton-on-								
Dunsmore ..	Village Hall ..	C.S.	1st & 3rd Thurs. p.m.	31	79	53	67	199
Wolston ..	Village Hall ..	C.S.	2nd & 4th Thurs. p.m.	24	29	46	69	144
Wolvey ..	Village Hall ..	C.S.	2nd & 4th Tues. p.m.	30	47	46	91	184
TOTAL				—	1,166	1,249	1,604	4,019
NORTH-WESTERN AREA.								
Arley ..	St. John's Ambulance Hall ..	V.S.G.	Alt. Tues. p.m.	20	36	33	25	94
Balsall Common..	St. Peter's Church Hall ..	C.S.	1st & 3rd Wed. p.m.	22	71	51	56	178
Castle Bromwich	Hurst Lane..	C.P.	Tues. & Thurs. p.m.	21	108	134	346	588
Coleshill ..	C.D. Centre ..	V.S.G.	Mon. p.m.	29	112	97	108	317
Fillongley ..	Village Hall ..	C.S.	1st Fri. p.m.	19	16	23	35	74
Hampton-in-Arden	Women's Institute..	C.S.	1st & 3rd Thurs. p.m.	30	24	19	44	87
Keresley ..	Welfare Centre Hut	C.S.	Thurs. p.m.	83	62	77	67	206
Kingshurst ..	Marston Drive ..	C.P.	Mon. & Fri. p.m.	23	163	177	232	572
†Marston Green ..	St. Leonards Church Hall ..	C.S.	Fri. 10 a.m.	25	57	60	115	232
Meriden ..	Village Hall ..	C.S.	2nd & 4th Mon. p.m.	32	35	57	54	146
Middleton ..	Village Hall ..	C.S.	2nd Wed. 10 a.m.	11	7	4	9	20
Nether Whitacre..	Methodist Room ..	C.S.	3rd Fri. p.m.	14	11	15	29	55
Water Orton ..	Coleshill Road ..	C.P.	Wed. p.m.	28	69	67	124	260
TOTAL				—	771	814	1,244	2,829

CHILDREN'S CLINIC

Where held.			When held (all meetings at 2 p.m. unless otherwise stated).	Average No. of children attending each session.	Number of children who attended during the year and who were born in:			Total.
					1967	1966	1962-65	
CENTRAL AREA.								
Baginton ..	Village Hall ..	C.S.	4th Mon. p.m.	11	12	8	14	34
Barford ..	Village Hall ..	C.S.	3rd Wed. 10 a.m.	31	19	22	46	87
Bishops Itchington	Memorial Hall ..	V.S.G.	2nd & 4th Wed. p.m.	33	26	26	58	110
Bishops Tachbrook	Victory Club ..	C.S.	2nd & 4th Tues. p.m.	19	20	20	39	79
Burton Green ..	Village Hall ..	C.S.	1st Wed. p.m.	18	10	10	29	49
Cubbington ..	Methodist Hall ..	C.S.	Alt. Tues. p.m.	24	43	34	37	114
Fenny Compton..	Village Hall ..	V.S.G.	3rd Tues. p.m.	47	26	39	56	121
Gaydon ..	R.A.F. Station ..	C.S.	2nd & 4th Thurs. p.m.	29	39	48	44	131
Harbury ..	Village Hall ..	C.S.	2nd & 4th Wed. p.m.	24	43	26	59	128
Hatton ..	Village Hall ..	C.S.	Now closed	13	12	10	13	35
†Kenilworth ..	Station Road ..	C.P.	Tues. & Thurs. p.m.	35	318	236	192	746
Lapworth ..	Village Hall ..	C.S.	3rd Wed. p.m.	23	20	17	37	74
Leamington (Central) ..	62, Holly Walk ..	C.P.	Thurs. p.m. Fri. all day	43	462	414	443	1,319
Leamington (Brunswick) ..	Shrubland Street ..	C.P.	Mon. & Wed. p.m.	31	207	208	182	597
Lillington ..	Crown Way ..	C.P.	Thurs. & Fri. p.m.	27	167	182	148	497
Long Itchington..	Village Hall ..	C.S.	1st & 3rd Wed. p.m.	19	22	19	54	95
Napton ..	Village Hall ..	C.S.	1st Tues. p.m.	31	16	29	53	98
Radford Semele..	Village Hall ..	C.S.	2nd Tues. p.m.	27	25	20	34	79
Southam ..	C.W.C. Hut ..	V.S.G.	Tues. p.m.	32	85	81	141	307
Stockton ..	Village Hall ..	C.S.	3rd Thurs. p.m.	30	14	18	23	55
Stoneleigh ..	Village Hall ..	C.S.	3rd Mon. p.m.	14	8	10	26	44
Warwick ..	Cape Road..	C.P.	Mon. & Fri. p.m.	24	272	291	341	904
Whitnash ..	W.I. Hut ..	C.S.	Fri. p.m.	39	74	101	61	236
TOTAL				—	1,940	1,869	2,130	5,939
SOUTHERN AREA.								
‡Alcester ..	Church Hall ..	V.S.G.	Alt. Fri. p.m.	57	98	86	86	270
Alderminster ..	Village Hall ..	C.S.	4th Wed. p.m.	8	7	12	5	24
Aston Cantlow ..	W.M.C. (Caravan) ..	C.S.	1st Mon. p.m.	20	15	16	30	61
Bearley ..	W.I. Hut ..	C.S.	Now closed	6	8	7	10	25
Bidford-on-Avon	Welfare Hut ..	C.S.	Tues. p.m.	14	39	35	36	110
Brailes ..	Village Hall (Caravan)	C.S.	3rd Wed. p.m.	13	10	19	9	38
Clifford Chambers	Jubilee Hall ..	C.S.	Now closed	4	2	7	3	12
Earlswood ..	Village Hall ..	V.S.	2nd & 4th Mon p.m..	28	42	35	32	109
†Ettington ..	White Horse Car Park (Caravan) ..	C.S.	2nd Thurs. p.m.	18	22	15	18	55
Henley-in-Arden..	Public Hall ..	V.S.G.	Alt. Mon. p.m.	47	61	45	65	171
Hillcrest ..	Trailer Park (Caravan)	C.S.	1st Thurs. a.m.	24	29	16	21	66
Hockley Heath ..	King George VI Memorial Hall ..	C.S.	1st & 3rd Tues. p.m.	18	17	27	27	71
Kineton ..	Village Hall ..	V.S.G.	Alt. Fri. p.m.	40	38	56	82	176
Long Compton ..	Village Hall ..	C.S.	4th Tues. p.m.	7	5	6	9	20
Newbold-on-Stour	Village Hall ..	C.S.	2nd Wed. p.m.	24	26	28	7	61
Quinton ..	W.I. (Caravan) ..	C.S.	2nd Mon. p.m.	8	10	10	4	24
Salford Priors ..	Village Hall ..	C.S.	3rd Mon. p.m.	9	1	13	10	24
Snitterfield ..	Village Hall (Caravan)	C.S.	3rd Wed. a.m.	6	8	5	12	25
Stratford-upon- Avon ..	County Area Offices, Alcester Road ..	C.P.	Tues. & Wed. p.m.	27	212	205	111	528
Studley ..	40, High Street ..	C.P.	Thurs. p.m.	67	138	148	115	401
Tanworth-in-Arden	Village Hall (Caravan)	C.S.	1st Wed. p.m.	17	14	23	16	53
Tysoe ..	Village Hall (Caravan)	C.S.	2nd Tues. a.m.	19	17	19	18	54
Welford-on-Avon	Memorial Hall (Caravan) ..	C.S.	4th Wed. a.m.	21	17	29	21	67
Wellesbourne ..	Village Hall ..	C.S.	Thurs. p.m. except 5th in month	28	102	94	86	282
Wootton Waven	Village Hall (Caravan)	C.S.	Alt. Fri. p.m.	22	25	41	14	80
TOTAL				—	963	997	847	2,807
COUNTY TOTAL				—	8,115	8,327	11,923	28,365
NEW CLINICS OPENED IN 1968:								
Alcester ..	Priory Road ..	C.P.	Alt. Fri. p.m.	Replaced clinic held in church hall				
Chelmsley Wood	Bosworth Drive ..	C.A.	Wed. p.m.	New clinic				
Kenilworth ..	13, Smalley Place ..	C.P.	Tues. & Thurs. p.m.	Replaced clinic held in Station Road				
Marston Green ..	Land Lane ..	C.P.	Fri. 10 a.m.	" " " " St. Leonard's Hall				
Wilmcote ..	Mens Club ..	C.A.	4th Mon. p.m.	New clinic				
Wood End ..	New Youth Centre	C.A.	Alt. Thurs. 9.30-11.30 a.m.	" "				
Wylde Green ..	Birmingham Road	C.P.	Alt. Fri. p.m.	" "				
<p>C. Clinic administered by the County Council and wholly maintained by them. V. " " " " by a voluntary committee. G. Grant paid to voluntary committee based on overhead expenditure. P. Purpose built clinic. A. Premises adapted for use as a clinic. S. " " occupied by the Council or voluntary committee on a sessional basis. (T) Special toddler clinics also held.</p>								

Child Health Clinics.

There are now 100 clinics in operation in the County, of which 28 are purpose-built. Two new clinics were opened during 1967.

The proportion of children born in 1966 attending these clinics in 1967 was eighty per cent. During the year approximately the same number of children attended as in 1966. The overall attendances were also similar, being 144,000 in 1966 and in 1967.

It will be noted that despite the attachment of health visitors to general practitioners' surgeries, there has not been a decrease in attendance at local authority child health clinics.

District Nursing Service.

The number of patients nursed in their own homes continued to rise and as will be seen from the table below there has been an increase in the number of district nurses employed during the year.

	1963	1964	1965	1966	1967
No. of patients under 65 years ..	3,184	3,139	3,068	3,164	3,328
No. of patients 65 years and over ..	3,468	4,268	4,287	4,631	4,611
Percentage of patients 65 years and over	52%	57%	57%	59%	58%
Total No. of patients	6,652	7,407	7,355	7,795	7,939
No. of visits paid	240,715	256,265	266,620	282,498	307,689
No. of district nurses employed at 31st December of each year ..	96	101	96	96	101

A District Nurse Training Scheme is planned for the County to commence in 1968. Details will be given in the Annual Report for 1968.

SCHEME FOR THE CARE OF THE ILLEGITIMATE CHILD AND ITS MOTHER.

NEW CASES NOTIFIED IN YEAR ENDED 31ST DECEMBER, 1967.

Source of referral.	Number of cases notified.			
	Requiring ante-natal or post-natal accommodation, help, and advice.	Requiring help and/or advice only.	Not requiring help or advice.	Total.
Ante-natal				
Moral Welfare Societies	19	11	1	31
Medical Officers, Nurses and Midwives	33	33	6	72
General Practitioners	35	55	2	92
Hospital Almoners and Matrons ..	27	56	5	88
Self-referred	30	21	1	52
Miscellaneous Sources	21	42	—	63
Post-natal				
Birth Notifications	1	16	96	113
Other Sources	—	—	—	—
TOTALS 1967	166	234	111	511
TOTALS 1966	182	194	96	472

**CARE AND AFTER-CARE.
EQUIPMENT ISSUED.**

	ITEMS ISSUED IN 1967.							TOTAL ISSUES.			Items still on loan at 31st Dec., 1967
	Sutton Cold-field M.B.	Nuneaton M.B.	Atherstone and Bedworth Area	Eastern Area	North-Western Area	Central Area	South-eastern Area	1967	1966	1965	
LOAN SCHEME.											
Beds and Bedding.											
Beds, Hospital and other types	22	10	14	20	11	42	31	150	188	192	160
Beds, Cot, Adult	5	1	—	—	1	—	—	7	7	7	3
Beds, Side Rails	2	—	2	6	8	22	8	48	63	57	18
Blankets	3	—	14	—	—	2	17	36	60	64	100
Mattresses, Dunlopillo	32	6	20	20	11	51	38	178	236	245	232
" Other types	—	—	—	—	1	1	—	2	1	1	—
" Covers	—	—	—	—	—	—	—	—	—	—	—
Pillows, Staff	—	—	6	—	—	4	13	23	43	44	69
" Foam & Dunlopillo	6	—	—	—	—	—	—	6	15	10	9
" Cases, Staff	—	—	6	—	1	—	9	16	42	63	34
" Plastic	—	—	—	—	—	—	—	—	—	4	4
Sheets, Staff	4	—	29	—	—	—	20	53	72	114	72
Sheeting, Rubber & Plastic, Yds.	94	84	46	74	48	200	62	608	671	705	799
Bed Accessories.											
Air Rings	50	25	5	28	12	48	28	196	202	173	152
Alarms, Enuresis	53	9	30	19	30	44	76	261	260	297	198
Back Rests	108	40	38	51	46	111	27	421	368	396	335
" Covers	—	—	—	—	—	3	—	3	2	4	12
Bed Blocks, Pairs	—	—	2	11	4	1	2	20	18	10	16
" Boards	15	—	4	4	3	8	10	44	56	40	74
" Cradles	71	16	14	42	26	43	32	244	149	171	179
" Pans	207	40	81	98	64	160	85	735	748	739	674
" Tables	6	—	—	7	2	6	3	24	23	21	19
Bottles, Urine	55	26	23	27	18	79	13	241	238	200	244
Cushions, Dunlopillo	4	—	8	4	7	10	13	46	44	43	74
Poles, Lifting	19	—	7	6	9	19	17	77	69	60	79
Pressure Pad Units	21	1	16	1	13	17	18	87	94	98	30
Sheets, Draw	—	7	22	—	—	2	6	37	123	153	78
Orthopaedic Accessories.											
Carriage, Spinal	—	—	1	—	—	1	—	2	3	2	2
Chairs, Invalid Folding and Self-Propelling	100	29	66	75	50	128	86	534	533	511	442
Chairs, Push, Twin	—	—	—	—	—	—	—	—	1	3	1
" Baby modified	—	—	—	—	—	—	—	—	—	—	—
" Working	1	—	—	—	—	—	—	1	1	—	3
Chairs seat lifting and Powell	2	—	—	—	—	1	—	3	—	—	2
Crutches, Pairs	1	1	2	1	1	9	3	18	20	20	22
" Elbow, Single	20	—	3	—	5	6	12	46	55	54	91
Hoists	13	—	—	—	1	9	2	25	29	30	30
Slings	21	—	2	—	2	22	7	54	70	55	64
Sticks, Walking, Tripod and Quadruped	66	14	50	33	37	105	46	351	355	342	578
Walking Aids	35	—	4	6	28	27	23	123	100	47	103
Miscellaneous.											
Commodes, all types	171	43	68	70	54	153	62	621	696	671	601
Cups, Feeding	—	2	—	1	2	3	—	8	2	5	1
Dish, Kidney	—	—	—	—	—	—	—	—	1	1	—
Fireguards	—	10	—	—	—	—	—	10	13	21	29
Mugs, Sputum	—	—	—	—	—	—	—	—	—	—	2
Seats, Bath	39	—	—	—	—	—	—	39	37	15	63
Sandbags	—	—	2	—	—	2	—	4	6	4	6
Towels	—	—	—	—	—	—	—	—	—	—	—
TOTAL	1,246	364	585	604	495	1,339	769	5,402	5,714	5,693	5,704
DISPOSABLE ITEMS.											
Sputum cups	579	12	—	1,125	—	225	600	2,541	1,384	1,993	—
Pants, Outer Incontinence	—	—	28	30	26	14	14	112	—	—	—
" Lining	—	—	64	65	44	44	29	246	—	—	—
Pads, Incontinence	20,830	5,800	11,800	17,200	8,600	11,300	17,900	93,430	89,935	75,502	—

REGISTRATION OF NURSING AND MATERNITY HOMES
NURSING AND MATERNITY HOMES ON REGISTER,
 (At time of going to Press)

	<i>Home.</i>	<i>No. of Beds.</i>			
		<i>Maternity.</i>	<i>Other.</i>	<i>Total.</i>	
Sutton Coldfield M.B.	" Hartopp Court," 26, Hartopp Road, Four Oaks.	—	29	29	
	" Roxton," 154, Birmingham Road, Sutton Coldfield.	—	17	17	
	" Wylde Green," 158, Birmingham Road, Sutton Coldfield.	—	11	11	
	" Sutton Coldfield," 71, Lichfield Road, Sutton Coldfield.	—	14	14	
	The Warwickshire Cheshire Home, 39, Vesey Road, Sutton Coldfield.	—	16	16	
Eastern Area.	* "Moultrie," 7, Moultrie Road, Rugby.	—	16	16	
Central Area.	" Alveston House" 14, Warwick New Road, Leamington Spa.	—	22	22	
	† "Claremont," 19, Beauchamp Avenue, Leamington Spa.	—	41	41	
	" Dunara," 34, Lillington Road, Leamington Spa.	—	14	14	
	" Eversleigh," 2, Clarendon Place, Leamington Spa.	6	7	13	
	† Lapworth Convalescent Homes Ltd., Chessetts Wood Road, Lapworth.	—	12	12	
	" River Park," Blackdown, Leamington Spa.	10	14	24	
	Royal Midland Counties Home for Incurables, 93, Lillington Road, Leamington Spa.	—	42	42	
1967 Number of Homes	12	Number of Beds	16	239	255

† Also registered as a mental nursing home.

* Home opened in 1968.

NUMBER OF CASES ADMITTED TO CONVALESCENT HOMES
1967.

	<i>Men.</i>		<i>Women.</i>		<i>Pre-School Children.</i>		<i>Total</i>	
	<i>No. of Cases.</i>	<i>Total Weeks.</i>	<i>No. of Cases.</i>	<i>Total Weeks.</i>	<i>No. of Cases.</i>	<i>Total Weeks.</i>	<i>No. of Cases.</i>	<i>Total Weeks.</i>
Sutton Coldfield M.B. ..	1	2	3	5	—	—	4	7
Nuneaton M.B. ..	2	4	1	2	—	—	3	6
Atherstone/Bedworth Area ..	1	2	8	15	1	2	10	19
Eastern Area	2	4	9	17	—	—	11	21
North-Western Area	—	—	7	14	—	—	7	14
Central Area	3	6	6	14	—	—	9	20
Southern Area	2	3	8	16	1	1	11	20
Totals 1967	11	21	42	83	2	3	55	107

CHIROPODY SCHEME, 1967.

	<i>Patients treated under County Scheme.</i>				<i>Total patients treated.</i>	<i>Total treatments given.</i>
	<i>By direct arrangements with Chiropodists.</i>		<i>Through Voluntary Organisations.</i>			
	<i>At Surgery or Clinic.</i>	<i>At Home.</i>	<i>At Surgery or Clinic.</i>	<i>At Home.</i>		
Sutton Coldfield M.B. ..	343	257	—	—	600	2,051
Nuneaton M.B. ..	112	—	115	358	585	1,826
Atherstone/Bedworth Area ..	224	227	55	53	559	2,473
Eastern Area ..	493	356	50	15	914	2,890
North-Western Area ..	—	—	501	244	745	2,612
Central Area ..	517	147	178	358	1,200	4,164
Southern Area ..	434	73	168	124	799	2,660
Total 1967 ..	2,123	1,060	1,067	1,152	5,402	18,676
Total 1966 ..	1,866	936	886	940	4,628	16,435
Total 1965 ..	1,429	669	1,019	884	4,001	14,425
Total 1964 ..	1,102	596	865	830	3,393	11,720

NIGHT "SITTER-UP" SERVICE.

CASES HELPED DURING 1967.

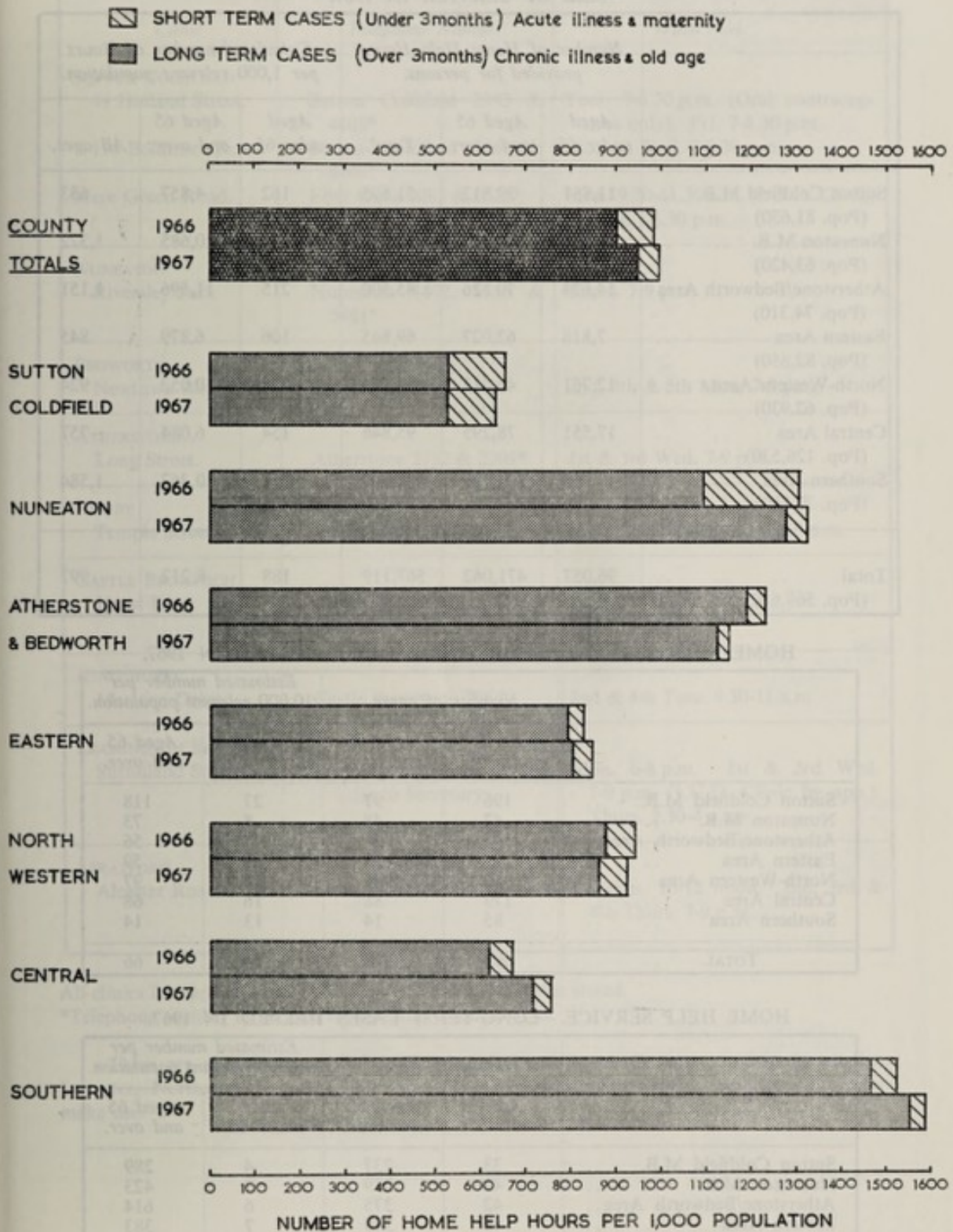
	<i>Number of Cases.</i>		<i>Total hours provided.</i>
	<i>Short-term.</i>	<i>Long-term.</i>	
Nuneaton M.B.	14	4	2,000
Atherstone/Bedworth Area	33	1	2,062
Eastern Area	13	1	1,230
North-Western Area	1	—	8
Central Area	1	—	130
Total 1967	62	6	5,430
Total 1966	48	5	4,812
Total 1957	14	3	5,035

HOME HELP SERVICE.

	<i>Cases attended during 1967</i>							<i>Average No. of home helps employed throughout 1967</i>		<i>Total whole time equivalent</i>	<i>Approx. average weekly hours per part-time home help</i>
	<i>Aged 65 or over</i>	<i>Aged under 65</i>					<i>Total</i>				
		<i>Maternity</i>	<i>T.B.</i>	<i>Chronic Sick</i>	<i>Mental Health</i>	<i>Others</i>		<i>Whole-time</i>	<i>Part-time</i>		
Sutton Coldfield M.B. ..	334	135	—	44	4	46	563	6	55	34	18
Nuneaton M.B. ..	327	27	2	39	1	20	416	—	86	45	19
Atherstone/Bedworth Area	409	23	2	51	5	6	496	—	108	47	15
Eastern Area	398	45	—	25	—	57	525	—	66	39	20
North-Western Area ..	220	40	1	34	5	22	322	—	84	32	13
Central Area	568	115	1	112	4	16	816	—	120	49	15
Southern Area	537	53	—	54	3	47	694	—	130	67	18
Total 1967 ..	2,793	438	6	359	22	214	3,832	6	649	313	17
Total 1966 ..	2,644	499	11	279	34	278	3,745	6	639	301	16
Total 1965 ..	2,407	614	11	318	29	265	3,644	—	596	247	17

A Home Help Organiser is employed in each Area.

HOME HELP SERVICE 1966 & 1967



**HOME HELP SERVICE
SIZE OF SERVICE IN 1967.**

	<i>Number of Home Help Hours provided for persons.</i>			<i>Calculated number of Hours per 1,000 relevant population.</i>		
	<i>Aged under 65.</i>	<i>Aged 65 and over.</i>	<i>Total.</i>	<i>Aged under 65.</i>	<i>Aged 65 and over.</i>	<i>All ages.</i>
Sutton Coldfield M.B. .. (Pop. 81,630)	11,881	39,812	51,693	162	4,857	633
Nuneaton M.B. (Pop. 63,420)	13,404	70,406	83,810	236	10,685	1,322
Atherstone/Bedworth Area (Pop. 74,310)	14,674	70,826	85,500	215	11,596	1,151
Eastern Area (Pop. 82,650)	7,818	62,027	69,845	106	6,879	845
North-Western Area .. (Pop. 62,930)	12,761	45,417	58,178	218	10,052	924
Central Area (Pop. 126,530)	17,551	78,295	95,846	154	6,084	757
Southern Area (Pop. 77,180)	17,968	104,279	122,247	268	10,362	1,584
Total (Pop. 568,650)	96,057	471,062	567,119	188	8,212	997

HOME HELP SERVICE. SHORT-TERM CASES HELPED IN 1967.

	<i>Number of cases.</i>		<i>Estimated number per 10,000 relevant population.</i>	
	<i>Aged under 65.</i>	<i>Aged 65 and over.</i>	<i>Aged under 65.</i>	<i>Aged 65 and over.</i>
Sutton Coldfield M.B. ..	196	97	27	118
Nuneaton M.B.	47	48	8	73
Atherstone/Bedworth Area..	45	34	7	56
Eastern Area	79	53	11	59
North-Western Area ..	62	44	11	97
Central Area	179	88	16	68
Southern Area	85	14	13	14
TOTAL	693	378	14	66

HOME HELP SERVICE. LONG-TERM CASES HELPED IN 1967.

	<i>Number of cases.</i>		<i>Estimated number per 10,000 relevant population.</i>	
	<i>Aged under 65.</i>	<i>Aged 65 and over.</i>	<i>Aged under 65.</i>	<i>Aged 65 and over.</i>
Sutton Coldfield M.B. ..	33	237	4	289
Nuneaton M.B.	42	279	7	423
Atherstone/Bedworth Area..	42	375	6	614
Eastern Area	48	345	7	383
North-Western Area ..	40	176	7	390
Central Area	69	480	6	373
Southern Area	72	523	11	520
TOTAL	346	2,415	7	421

FAMILY PLANNING ASSOCIATION CLINICS IN WARWICKSHIRE

<i>Clinic</i>	<i>Telephone Number</i>	<i>When held.</i>
SUTTON COLDFIELD 49 Holland Street. 196 Boldmere Road. Mere Green Road.	Sutton Coldfield 2943 & 4405* Sutton Coldfield 7561 & 4748* Four Oaks 0083 & 0625*	Tues. 7-8.30 p.m. (Oral contraceptives only). Fri. 7-8.30 p.m. Mon. & Wed. 7-8.30 p.m. Mon. 9.30-11.30 a.m. (I.U.D. Clinic) Tues. 7-8.30 p.m.
NUNEATON Riversley Park.	Nuneaton 4402, 5156 & 5881*	Thurs. 7-9 p.m.
BEDWORTH Newtown Road.	Bedworth 3391*	2nd, 4th & 5th Mon. 7-9 p.m.
ATHERSTONE Long Street.	Atherstone 2752 & 2208*	1st & 3rd Wed. 7-9 p.m.
RUGBY Temple Street.	Rugby 3987* & 3880	Mon. 2-4.30 p.m. Wed. 7-9 p.m.
CASTLE BROMWICH Hurst Lane.	Castle Bromwich 2977* & 7364	1st & 3rd Tues. 7-9 p.m.
KINGSHURST Marston Drive.	Castle Bromwich 7364	2nd & 4th Tues. 9.30-11 a.m.
LEAMINGTON SPA Shrubland Street.	Leamington Spa 23736* or write to Secretary	Mon. 6-8 p.m. 1st & 3rd Wed. 7-9 p.m. (I.U.D. Clinic by app.). Thurs. 2.30-4 p.m.
STRATFORD Alcester Road.	Stratford-on-Avon 5651	1st Tues. 10-12 noon. 2nd, 3rd & 4th Thurs. 7-9 p.m.

All clinics for caps and oral contraceptives unless otherwise stated.

*Telephone number to be used only during clinic sessions.

There are also clinics at Gulson Road and Broad Street, Coventry, and in Birmingham, Leicester, Northampton and Solihull of which Warwickshire residents, may, for convenience, make use.

NOTIFICATION OF INFECTIOUS DISEASES.

Summary of Returns of Medical Officers of Health for the year ended 31st December, 1967.

Area and County Districts.	Scarlet Fever.	Whooping Cough.	Diphtheria.	Measles (excluding Rubella).	Acute Pneumonia (Primary or Influenzal).	Meningococcal Infection.	Acute Poliomyelitis.	Acute Encephalitis.	Ophthalmia Neonatorum.	Puerperal Pyrexia.	Smallpox.	Typhus.	Erysipelas.	Malaria.	Dysentery.	Paratyphoid Fevers.	Enteric or Typhoid Fever.	Food Poisoning.
Sutton Coldfield M.B. ..	65	45	—	1,351	4	—	—	—	—	3	—	—	3	—	23	—	—	1
Nuneaton M.B. ..	30	42	—	314	1	—	—	—	—	—	—	—	4	—	4	1	—	—
Atherstone/Bedworth																		
Bedworth U.D. ..	3	29	—	184	4	—	—	—	—	—	—	—	—	—	16	—	—	—
Atherstone R.D. ..	25	14	—	338	—	—	—	1	—	—	—	—	—	—	2	—	—	1
TOTAL ..	28	43	—	522	4	—	—	1	—	—	—	—	—	—	18	—	—	1
Eastern.																		
Rugby M.B. ..	22	43	—	337	10	—	—	—	—	4	—	—	4	—	153	—	—	3
Rugby R.D. ..	11	14	—	176	—	—	—	—	—	—	—	—	—	—	13	1	—	1
TOTAL ..	33	57	—	513	10	—	—	—	—	4	—	—	4	—	166	1	—	4
North Western.																		
Meriden R.D. ..	11	48	—	549	1	—	—	—	—	24	—	—	3	—	31	—	—	18
Central.																		
Leamington M.B. ..	14	7	—	236	6	—	—	—	—	5	—	—	8	—	2	—	—	—
Warwick M.B. ..	15	4	—	176	—	—	—	—	—	—	—	—	—	—	10	—	—	—
Kenilworth U.D. ..	1	5	—	156	—	—	—	—	—	1	—	—	1	—	2	—	—	—
Southam R.D. ..	4	1	—	130	2	—	—	—	4	2	—	—	—	—	—	—	—	3
Warwick R.D. ..	10	23	—	344	4	—	—	—	—	1	—	—	3	—	14	—	—	—
TOTAL ..	44	40	—	1,042	12	—	—	—	4	9	—	—	12	—	28	—	—	3
Southern.																		
Stratford-upon-Avon M.B. ..	5	22	—	90	—	—	—	—	—	3	—	—	—	—	—	—	—	—
Alcester R.D. ..	16	12	—	273	27	—	—	—	—	—	—	—	—	—	—	—	—	2
Shipston-on-Stour R.D. ..	6	3	—	129	7	—	—	—	—	1	—	—	—	—	—	—	—	—
Stratford-on-Avon R.D. ..	—	7	—	264	—	—	—	—	—	—	—	—	—	—	—	—	—	1
TOTAL ..	27	44	—	756	34	—	—	—	—	4	—	—	—	—	—	—	—	3
COUNTY TOTALS ..	238	319	—	5,047	66	—	—	1	4	44	—	—	26	—	270	2	—	30
1966 ..	207	221	—	4,136	73	1	—	1	4	20	—	—	20	—	168	1	—	24
Rate per 1,000 population																		
1967 ..	0.42	0.56	—	8.88	0.12	—	—	—	0.01	0.08	—	—	0.05	—	0.47	—	—	0.05
1966 ..	0.37	0.40	—	7.43	0.13	—	—	—	0.01	0.04	—	—	0.04	—	0.30	—	—	0.04
1965 ..	0.34	0.16	—	10.42	0.17	—	—	—	0.01	0.10	—	—	0.02	—	0.21	0.01	—	0.03
1964 ..	0.30	0.31	—	5.67	0.25	0.01	—	—	—	0.04	—	—	0.02	—	0.38	0.01	0.01	0.06

Infective Hepatitis : Rugby M.B.—10 cases,
notified under Section 147 of the Public Health Act, 1936.

Infectious Diseases.

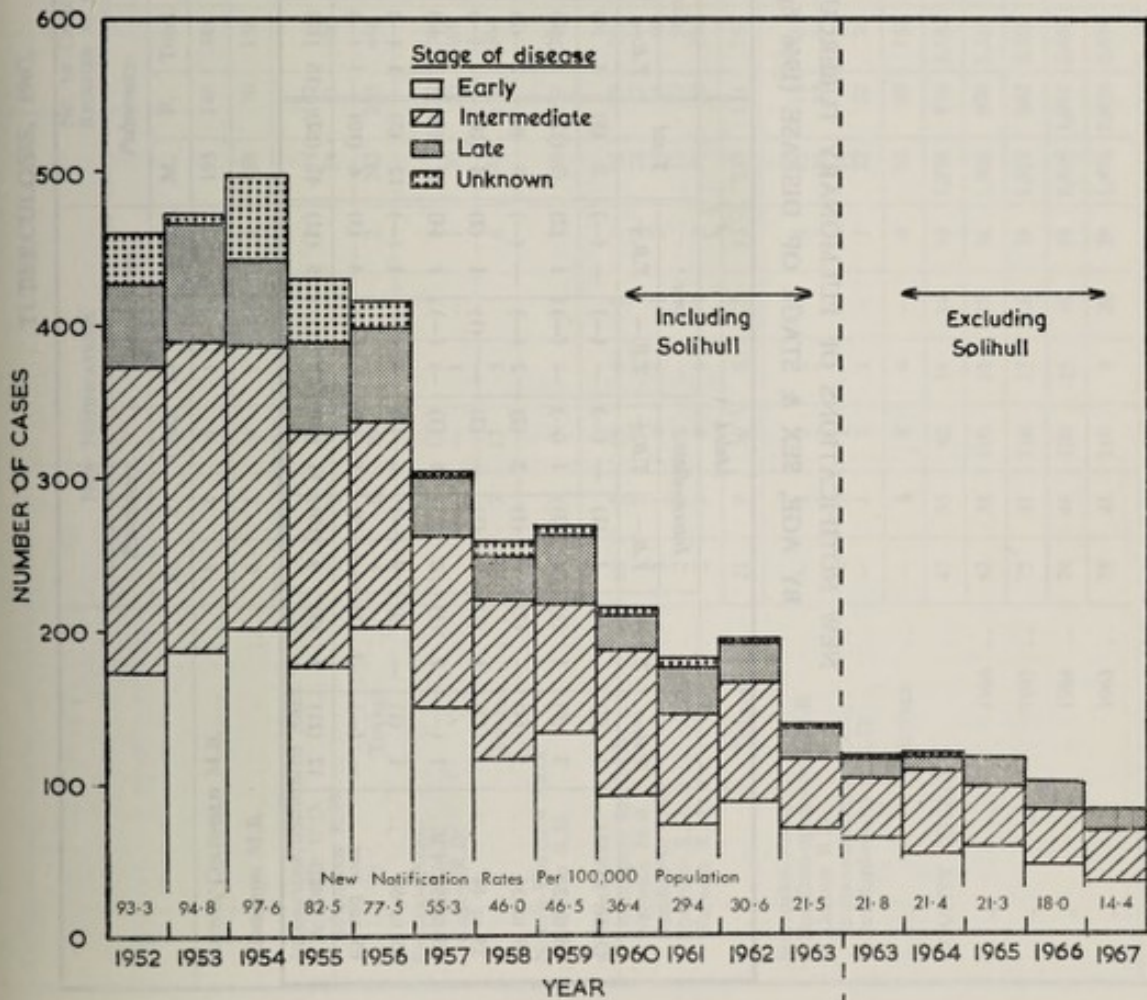
In Warwickshire, death rates from specific infectious diseases correspond very closely to national figures and are very low. During the year there were no serious outbreaks of infectious disease warranting special comment. No cases of diphtheria, poliomyelitis, smallpox or typhoid fever were notified in 1967.

The number of new notifications of pulmonary tuberculosis slowly decreases annually. It is interesting to note that the proportions of early, intermediate and late cases have remained fairly constant for many years and that the disease in Warwickshire reflects the current national pattern of incidence more in males than in females, but with a notable vulnerability of the young female adult, who is the greater risk to child contacts.

Notifications of non-pulmonary tuberculosis appear to have settled at a plateau.

PULMONARY TUBERCULOSIS

NEW NOTIFICATIONS 1952-1967



NEW NOTIFICATIONS OF PULMONARY TUBERCULOSIS, 1966 and 1967.
BY AGE, SEX & STAGE OF DISEASE (1966 figures in brackets).

	Males.						Females.					
	Early.		Intermediate.		Late.		Early.		Intermediate.		Late.	
	T.B.-	T.B.+	T.B.-	T.B.+	T.B.-	T.B.+	T.B.-	T.B.+	T.B.-	T.B.+	T.B.-	T.B.+
	Total		Total		Total		Total		Total		Total	
Under 15 ..	1 (7)	- (-)	1 (1)	- (-)	- (-)	- (-)	4 (4)	- (1)	- (1)	- (1)	- (1)	4 (8)
15 to 24 ..	3 (6)	1 (1)	1 (3)	1 (-)	- (-)	1 (2)	5 (2)	- (1)	- (2)	- (1)	1 (1)	6 (7)
25 to 34 ..	5 (4)	- (2)	- (1)	2 (2)	2 (-)	- (-)	2 (2)	- (3)	2 (1)	1 (3)	1 (2)	6 (12)
35 to 44 ..	1 (3)	1 (1)	1 (1)	- (2)	- (1)	1 (2)	- (-)	1 (-)	3 (1)	1 (1)	- (-)	7 (2)
45 to 54 ..	1 (-)	2 (1)	2 (2)	1 (1)	- (-)	1 (4)	3 (3)	- (-)	1 (1)	2 (-)	- (-)	6 (4)
55 to 64 ..	1 (1)	- (3)	4 (-)	6 (1)	- (-)	1 (-)	1 (-)	- (-)	- (-)	1 (2)	- (-)	2 (2)
65 and over ..	- (-)	1 (1)	- (2)	1 (4)	- (-)	4 (3)	1 (-)	1 (-)	- (1)	2 (1)	- (1)	4 (3)
Total ..	12 (21)	5 (9)	9 (10)	11 (10)	2 (1)	8 (11)	16 (11)	2 (5)	6 (7)	7 (8)	4 (4)	35 (38)

TUBERCULOSIS, 1967.

	NEW NOTIFICATIONS.												NO. OF CASES ON COUNTY REGISTER AT END OF 1967.						DEATHS.					
	Pulmonary.						Other Forms.						Pulmonary.			Other Forms.								
	M.	F.	Total.	M.	F.	Total.	M.	F.	Total.	M.	F.	Total.	M.	F.	Total.	M.	F.	Total.						
SUTTON COLDFIELD M.B.	5	4	9	1	1	2	195	146	341	14	25	39	2	—	2	—	—	—						
NUNEATON M.B.	6	3	9	1	3	4	88	70	158	29	27	56	6	—	6	—	2	2						
ATHERSTONE/BEDWORTH AREA.																								
Bedworth U.D.	3	4	7	1	1	2	184	162	346	19	27	46	2	—	2	—	—	—	—					
Atherstone R.D.	1	2	3	—	—	—	59	41	100	11	16	27	2	—	2	—	1	—	—					
TOTALS	4	6	10	1	1	2	243	203	446	30	43	73	4	—	4	—	1	—	—					
EASTERN AREA.																								
Rugby M.B.	10	3	13	2	3	5	175	129	304	11	18	29	1	—	1	—	—	—	—					
Rugby R.D.	—	—	—	1	—	1	70	30	100	3	8	11	—	—	—	—	—	—	—					
TOTALS	10	3	13	3	3	6	245	159	404	14	26	40	1	—	1	—	—	—	—					
NORTH-WESTERN AREA.																								
Meriden R.D.	1	4	5	1	1	2	186	118	304	17	24	41	—	—	—	—	—	1	1					
CENTRAL AREA.																								
Leamington Spa M.B.	13	2	15	5	2	7	98	39	137	10	15	25	1	—	1	—	1	—	—					
Warwick M.B.	1	1	2	1	1	2	24	12	36	7	6	13	1	—	1	—	—	—	—					
Kenilworth U.D.	3	1	4	1	1	2	27	13	40	3	3	6	—	—	—	—	—	—	—					
Southam R.D.	2	3	5	—	—	—	17	17	34	1	7	8	1	—	1	—	—	—	—					
Warwick R.D.	2	2	4	1	1	2	71	30	101	5	5	10	2	—	2	—	1	—	—					
TOTALS	21	9	30	8	5	13	237	111	348	31	30	61	5	—	5	—	2	—	—					
SOUTHERN AREA.																								
Stratford-upon-Avon M.B.	—	2	2	2	—	2	25	18	43	7	6	13	—	—	—	—	—	—	—					
Alcester R.D.	—	1	1	1	—	1	21	13	34	1	8	9	—	—	—	—	—	—	—					
Shipston-on-Stour R.D.	—	2	2	—	—	—	14	6	20	—	2	2	—	—	—	—	—	—	—					
Stratford-upon-Avon R.D.	—	1	1	1	—	1	22	32	54	8	7	15	1	—	1	—	—	—	—					
TOTALS	—	6	6	4	—	4	82	69	151	16	23	39	1	—	1	—	—	—	—					
COUNTY TOTALS	47	35	82	19	14	33	1,276	876	2,152	151	198	349	19	1	20	3	3	6	6					
1966	62	38	100	19	17	36	1,301	909	2,210	145	195	340	11	4	15	2	5	7	7					
1965	75	41	116	15	18	33	1,377	962	2,339	139	205	344	5	1	6	1	2	3	3					
1964	74	46	120	15	19	34	1,446	1,015	2,461	143	203	346	16	6	22	1	—	—	—					
1963	78	41	119	9	20	29	1,478	1,056	2,534	141	192	333	21	7	28	4	2	6	6					

New Notification Rate for Pulmonary Tuberculosis per 100,000 population 1967. Warwickshire 14.4. England and Wales 22.8.

B. C. G. VACCINATION 1967.

	<i>Contact Scheme</i>			<i>School Children and Students Scheme.</i>		
	<i>Number Skin Tested</i>	<i>Number found negative</i>	<i>Number given B.C.G. vaccination</i>	<i>Number Skin Tested</i>	<i>Number found negative</i>	<i>Number given B.C.G. vaccination</i>
Sutton Coldfield M.B. ..	52	48	48	870	731	689
Nuneaton M.B.	81	65	53	589	574	574
Atherstone/Bedworth Area ..	61	56	89	1,220	1,078	1,078
Eastern Area	80	57	46	672	559	495
North-Western Area	56	49	54	677	505	475
Central Area	49	49	64	1,618	1,325	1,315
Southern Area	52	48	48	519	379	379
Total 1967 ..	431	372	402	6,165	5,151	5,005
Total 1966 ..	514	444	457	5,023	3,997	3,803
Total 1965 ..	401	358	399	3,555	2,788	2,750

Contact Scheme—majority of these vaccinations were of child contacts of cases of tuberculosis.

VENEREAL DISEASES.

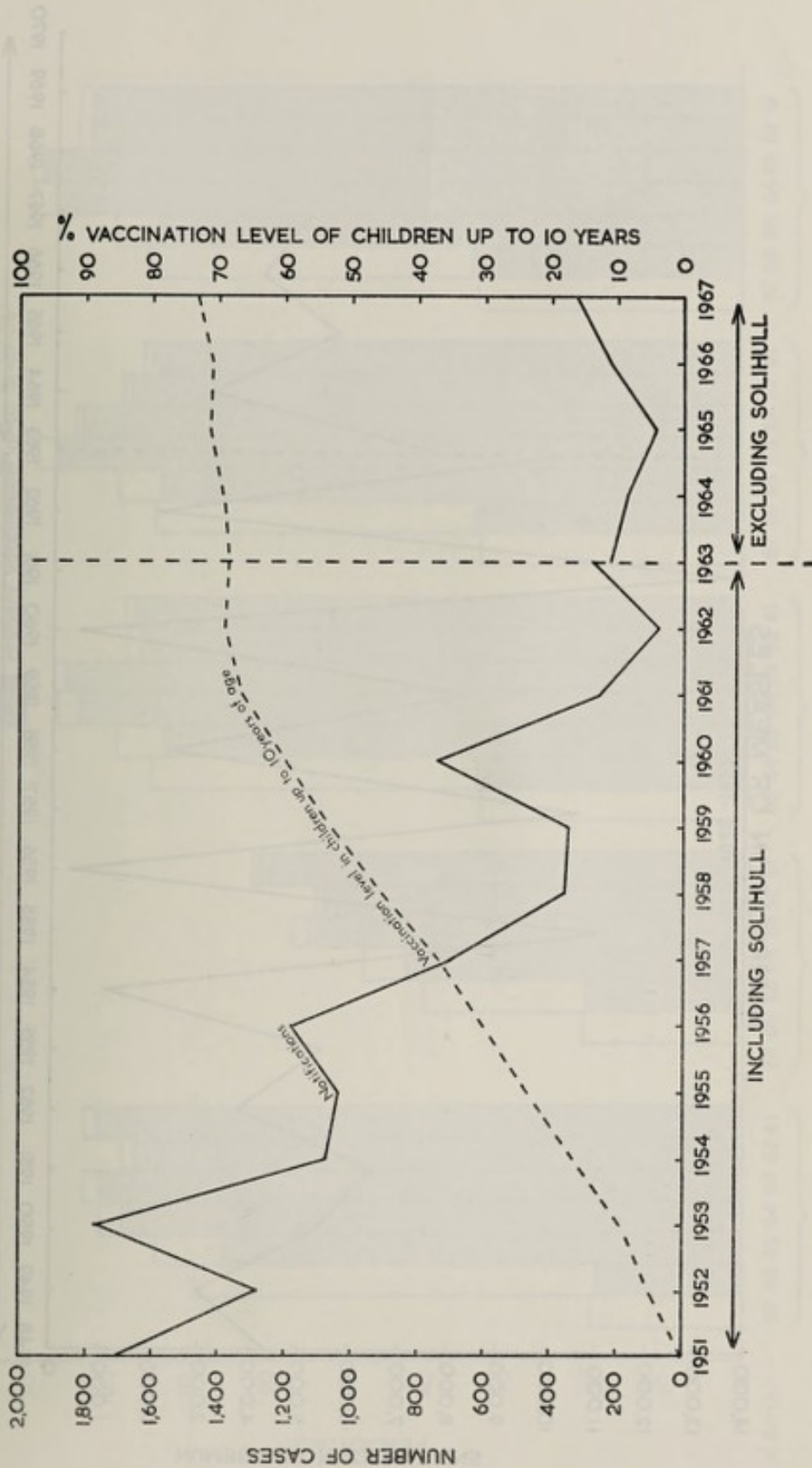
NEW CASES DEALT WITH AT CLINICS DURING THE YEAR ENDED 31ST DECEMBER, 1967.

<i>Clinic.</i>	<i>Syphilis.</i>		<i>Gonorrhoea.</i>		<i>Total V.D.</i>		<i>Not V.D.</i>	
	M.	F.	M.	F.	M.	F.	M.	F.
Warneford Hospital	4	—	12	2	16	2	51	12
Coventry and Warwickshire Hospital	1	2	16	4	17	6	137	28
General Hospital, Birmingham ..	—	1	31	14	31	15	102	36
Hospital of St. Cross, Rugby ..	1	—	2	—	3	—	33	7
Nuneaton V.D. Clinic	—	1	9	2	9	3	74	13
Total 1967	6	4	70	22	76	26	397	96
Total 1966	12	4	61	20	73	24	400	152

WHOOPING COUGH NOTIFICATIONS (ALL AGES)

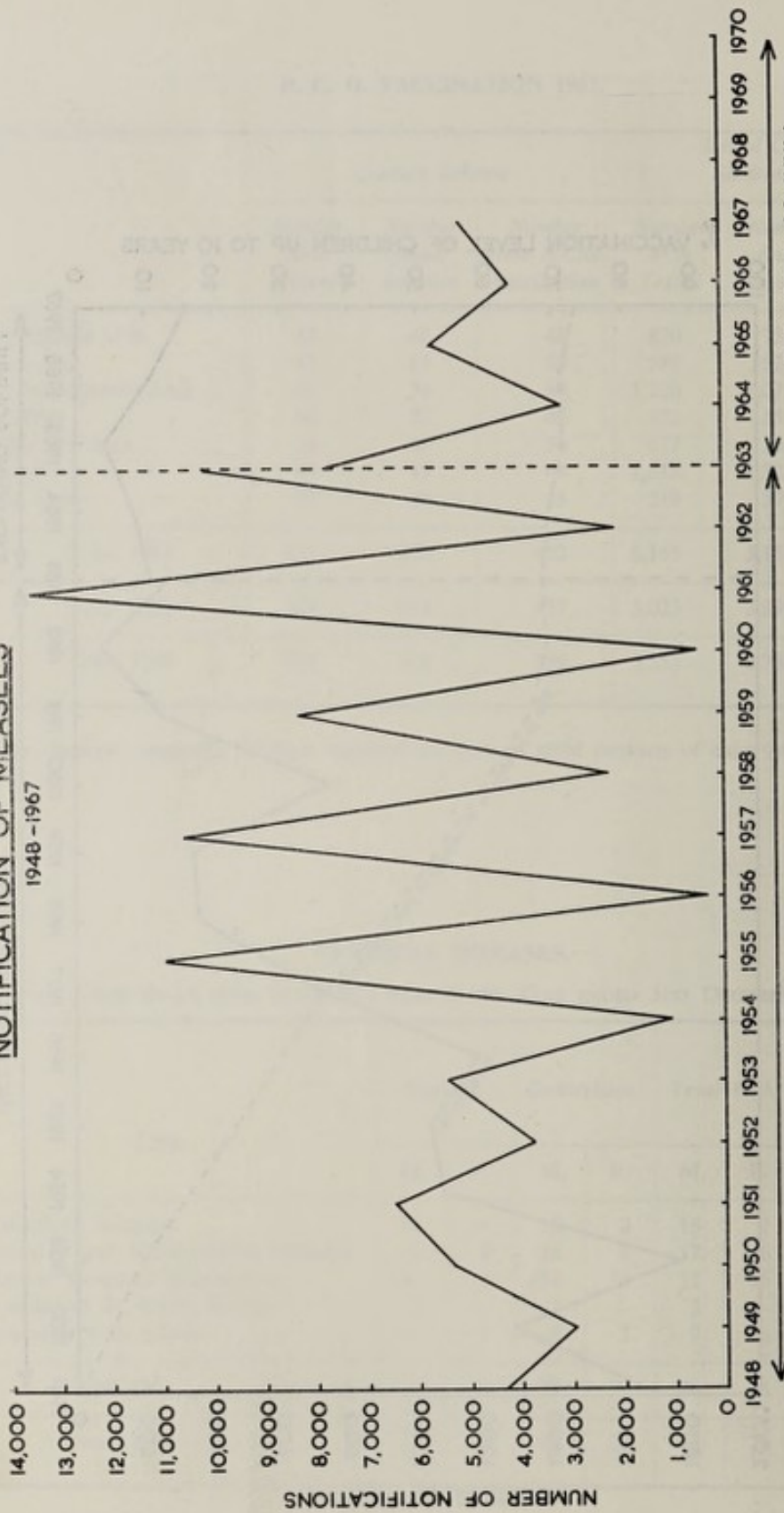
IN RELATION TO VACCINATION LEVELS IN CHILDREN UP TO 10 YEARS OF AGE

1951 - 1967



NOTIFICATION OF MEASLES


1948 - 1967



NUMBER OF DEATHS:
 Warwickshire:
 England & Wales:

3	2	-	3	1	3	-	3	-	2	2	1
327	307	221	317	141	242	45	174	28	94	49	98
31	31	31	152	39	127	73	115	80	99		

VACCINATION LEVELS OF WARWICKSHIRE CHILDREN

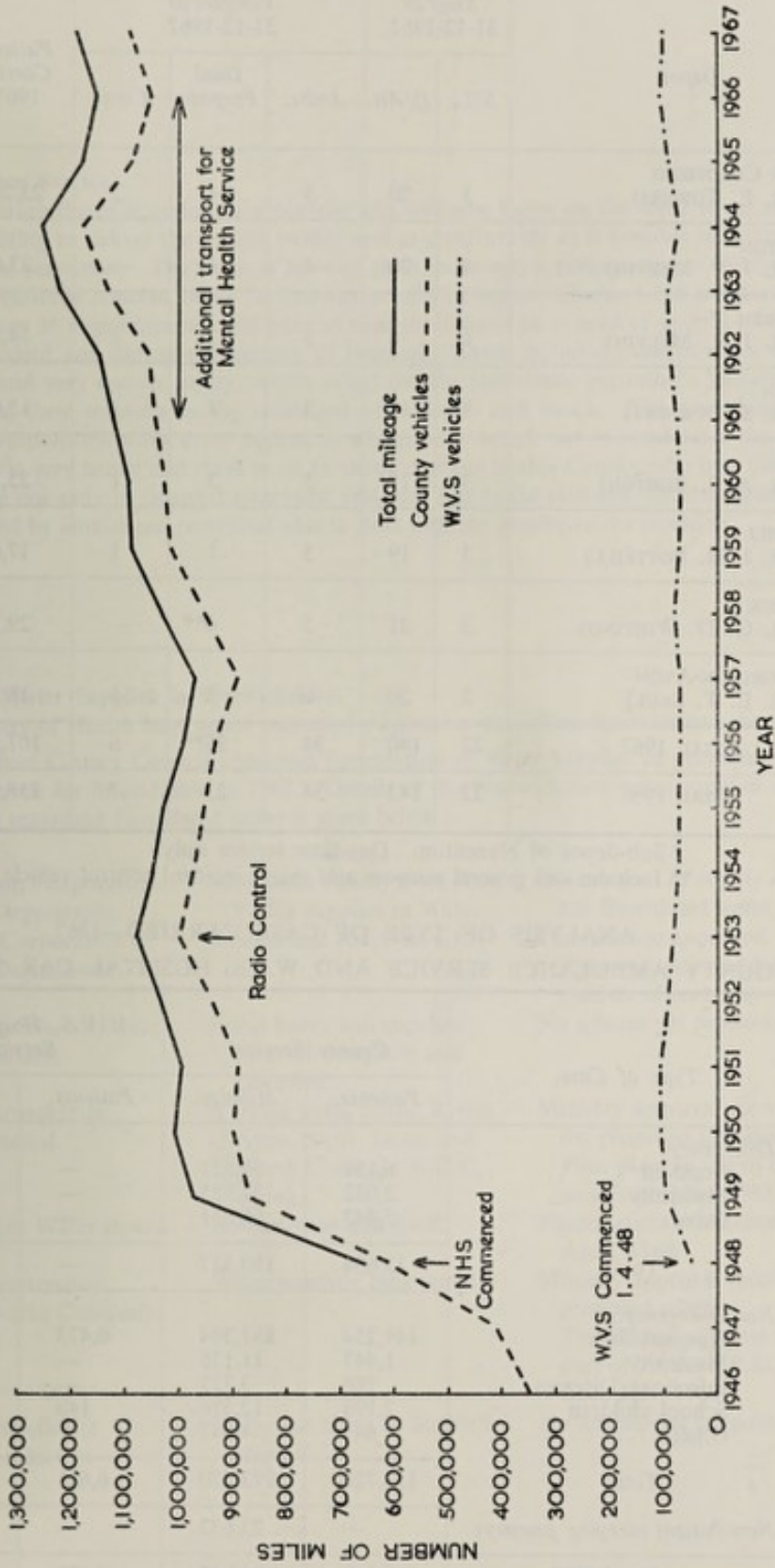


**VACCINATION OF CHILDREN UNDER 15 YEARS OF AGE.
NUMBER OF CHILDREN VACCINATED DURING 1967 BY AGE GROUP**

	POLIOMYELITIS						SMALLPOX						DIPHTHERIA						WHOOPIING COUGH						TETANUS					
	Completed Primary Course			Reinforcing Dose			Completed Primary Course			Reinforcing Dose			Completed Primary Course			Reinforcing Dose			Completed Primary Course			Reinforcing Dose			Completed Primary Course			Reinforcing Dose		
	0-4	5-15	Total	0-4	5-15	Total	0-4	5-15	Total	0-4	5-15	Total	0-4	5-15	Total	0-4	5-15	Total	0-4	5-15	Total	0-4	5-15	Total	0-4	5-15	Total			
Sutton Coldfield M.B.	908	75	983	959	467	39	506	26	952	90	1,042	1,571	791	1,028	791	946	82	1,028	791	952	207	1,159	1,469	830	88	830	1,333			
Nuneaton M.B. . .	894	77	971	460	325	14	339	39	741	51	792	1,292	868	773	868	740	33	773	868	742	88	830	1,333							
Atherstone/Bedworth Area	1,272	82	1,354	1,241	540	36	576	18	1,124	72	1,196	1,530	898	1,125	898	1,105	20	1,125	898	1,126	129	1,255	1,570							
Eastern Area	1,468	39	1,507	1,286	896	43	939	64	1,454	24	1,478	2,334	1,396	1,448	1,396	1,435	13	1,448	1,396	1,454	134	1,588	2,362							
North-Western Area . .	951	172	1,123	1,084	608	45	653	48	1,015	118	1,133	2,110	669	1,017	669	999	18	1,017	669	1,026	489	1,515	2,072							
Central Area	1,860	94	1,954	1,631	1,280	25	1,305	290	1,999	68	2,067	4,660	1,764	2,000	1,764	1,994	6	2,000	1,764	1,999	84	2,083	3,631							
Southern Area	1,321	93	1,414	1,149	1,004	43	1,047	581	1,342	53	1,395	3,404	1,162	1,318	1,162	1,315	3	1,318	1,162	1,342	120	1,462	2,943							
Total 1967	8,674	632	9,306	7,810	5,120	245	5,365	1,066	8,627	476	9,103	16,901	8,709	8,709	8,709	8,534	175	8,709	8,534	8,641	1,251	9,892	15,380							
Total 1966	8,613	584	9,197	6,520	4,764	440	5,204	827	8,248	357	8,605	14,824	6,496	8,313	6,496	8,212	101	8,313	6,496	8,252	1,087	9,339	12,574							
Total 1965	9,167	914	10,081	17,917	4,260	164	4,424	701	8,928	239	9,167	13,079	9,048	9,048	9,048	8,900	148	9,048	9,048	8,945	1,436	10,381	11,027							

COUNTY AMBULANCE SERVICE

YEARLY MILEAGE



COUNTY AMBULANCE SERVICE.
DETAILS OF DEPOTS AND MILEAGE, 1967.

Depot.	Staff at 31-12-1967.		Vehicles at 31-12-1967.			Patients Carried 1967.	Mileage Covered 1967.
	S/L.	D/Att.	Amb.	Dual Purpose	Cars.		
SUTTON COLDFIELD (Supt. E. TOWERS)	3	20	3	4	2	23,207	120,415
NUNEATON (Supt. J. P. MELVIN)	3	20	4	4	—	23,614	121,151
BEDWORTH. * (Supt. J. P. MELVIN)	1	6	3	2	1	14,131	75,490
DORDON (Supt. S. BURNETT)	3	17	3	4	—	15,660	141,649
RUGBY (Supt. A. J. BURTON)	3	17	5	3	1	25,125	139,976
COLESHILL (Supt. J. H. BOTTRILL)	3	19	5	1	1	17,664	129,694
WARWICK (Supt. G. D. WHITING)	3	21	5	4**	—	29,386	172,423
STRATFORD-ON-AVON (Supt. E. T. SAUL)	3	20	6	3	1	18,573	186,631
TOTAL 1967 ..	22	140	34	25**	6	167,360	1,087,429
TOTAL 1966 ..	22	142	34	23	7	158,955	1,046,568

* Sub-depot of Nuneaton. Day-time service only.

** Includes one general purpose and major incident control vehicle.

ANALYSIS OF TYPE OF CASE CARRIED—1967.
COUNTY AMBULANCE SERVICE AND W.V.S. HOSPITAL CAR SERVICE.

Type of Case.	County Service.		W.V.S. Hospital Car Service.	
	Patients.	Mileage.	Patients.	Mileage.
<i>Emergency.</i>				
Accident	6,159	55,821	—	—
Maternity	2,032	27,855	—	—
Others	5,443	66,851	—	—
Total	13,634	150,527	—	—
<i>Non-emergency.</i>				
Hospital Sick	149,254	881,394	6,473	98,840
Maternity	1,447	11,176	—	—
Infectious Diseases	186	3,777	—	—
School children	2,198	12,576	148	3,073
Others	641	4,347	—	—
Total	153,726	913,270	6,621	101,913
<i>Non-Patient carrying journeys</i>	—	23,632	—	1,639
Total 1967 ..	167,360	1,087,429	6,621	103,552
Total 1966 ..	158,955	1,046,568	7,076	106,917

County Ambulance Service.

The ambulance driver/attendant is a popular and welcome figure on the scene of an accident because of his ability to deliver the patient swiftly and as comfortably as is possible into the hands of skilled hospital personnel. The scope of his own skills, however, is perhaps not so widely recognised—the conventional concept being “a knowledge of first aid”. Of the 6,159 accident cases referred to on page 36 approximately 800 were so severely ill as to be in need of general care at the scene of the accident and during the journey to hospital. These included cases of acute cardiac collapse, coma and very serious injury, which called for the ambulance personnel’s knowledge of resuscitation and their training in the treatment of collapse and shock. The ambulance man naturally has a responsibility for every patient to whom he is called, but in some cases the degree of responsibility is very heavy and there must be many patients in this County who owe their prolongation of life not only to hospital treatment and care but to the skill and efficiency with which they were handled by ambulance personnel able to deal with the gravity of the situation.

Fluoridation of Water Supplies in Warwickshire.

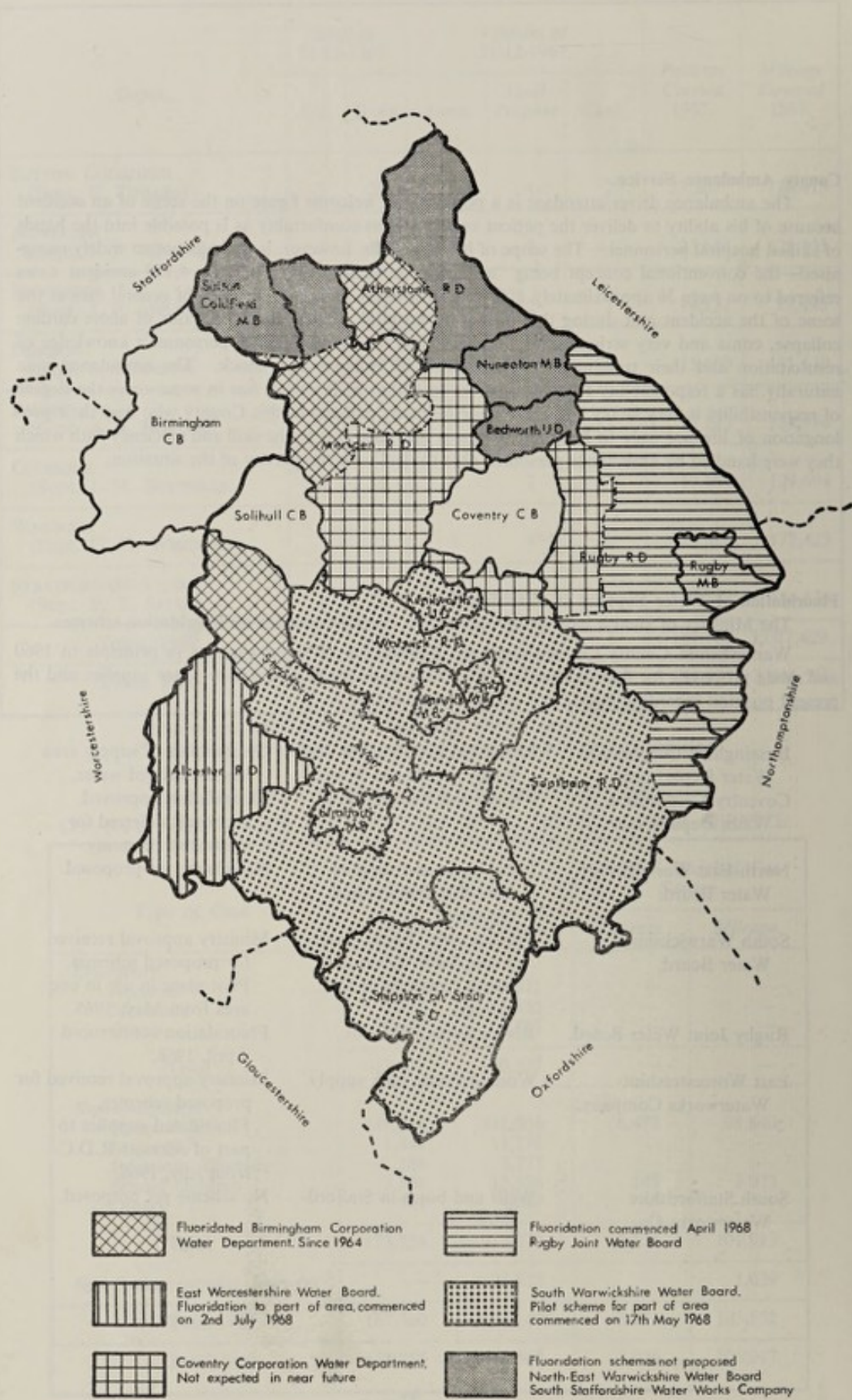
The Ministry of Health have again requested a special comment on fluoridation schemes.

Warwickshire County Council approved fluoridation of water supplies in principle in 1960 and made proposals for fluoridation in 1963. Details of the Warwickshire water supplies and the present position regarding fluoridated water is given below :—

Sources.

Birmingham Corporation Water Department.	Mixed but mainly from Elan Valley supplies in Wales.	Greater part of supply area has fluoridated water.
Coventry Corporation Water Department.	9 bores and River Severn.	Fluoridation approved. Proposals deferred for reasons of economy.
North-East Warwickshire Water Board.	Local bores and supplies from Birmingham and Leicester.	No scheme yet proposed.
South Warwickshire Water Board.	Various wells, bores, Rivers Avon, Swift, Leam and North Cotswold R.D.C. springs.	Ministry approval received for proposed schemes. Pilot plant in use in one area from May, 1968.
Rugby Joint Water Board.	Rivers Avon and Swift.	Fluoridation commenced April, 1968.
East Worcestershire Waterworks Company.	Worcestershire bulk supply.	Ministry approval received for proposed schemes. Fluoridated supplies to part of Alcester R.D.C. from July, 1968.
South Staffordshire Waterworks Co.	Wells and bores in Stafford- shire.	No scheme yet proposed.

WARWICKSHIRE - FLUORIDATION OF WATER SUPPLIES



**DENTAL SERVICE.
PRE-SCHOOL CHILDREN**

	<i>First Inspection</i>	<i>Requiring Treatment</i>	<i>Offered Treatment</i>	<i>Number Treated</i>	<i>Number who Completed Treatment</i>	<i>Number of Teeth Filled</i>	<i>Number of Teeth otherwise Conserved</i>	<i>Number of Teeth Extracted</i>	<i>Number of General Anaesthetics</i>
Sutton Coldfield M.B.	183	88	82	103	95	90	58	73	35
Nuneaton M.B. ..	269	187	180	153	156	379	86	328	98
Atherstone/Bedworth Area	70	34	29	16	16	23	26	8	5
Eastern Area	195	128	128	103	44	158	42	110	55
North-Western Area ..	138	81	72	96	84	119	72	76	28
Central Area	218	123	101	119	81	122	69	93	29
Southern Area	146	96	90	83	63	139	30	163	43
Total 1967 ..	1,219	737	682	673	539	1,030	383	851	293
Total 1966 ..	1,078	714	628	648	474	816	410	724	276

EXPECTANT AND NURSING MOTHERS

	<i>First Inspection</i>	<i>Requiring Treatment</i>	<i>Offered Treatment</i>	<i>Treated</i>	<i>Completed Treatment</i>	<i>Teeth Filled</i>	<i>Teeth Extracted</i>	<i>General Anaesthetics</i>	<i>Dentures Supplied</i>
Sutton Coldfield M.B.	35	29	29	31	17	55	46	9	6
Nuneaton M.B. ..	10	9	9	21	15	84	1	—	3
Atherstone/Bedworth Area	1	1	1	1	1	1	1	—	1
Eastern Area	15	14	14	13	8	31	10	2	2
North-Western Area ..	20	20	19	19	14	30	17	1	6
Central Area	42	40	40	61	40	105	72	8	16
Southern Area	42	40	39	44	16	103	58	5	8
Total 1967 ..	165	153	151	190	111	409	205	25	42
Total 1966 ..	192	178	174	213	102	438	179	19	50

Dental Services for Expectant & Nursing Mothers and Pre-School Children.

The Principal School Dental Officer reports that the proportion of the dental officers' time spent on the treatment of Mothers and Pre-school children remains fairly constant at around 3.5%-4.0% of their total duties. Unlike the School Health Service where most schoolchildren can be inspected and treatment offered to those in need of it, the pre-school child is seen only when the mother presents it for inspection. In most areas of the County more inspections for pre-school children could be undertaken if mothers would bring their children along to the clinics from the age of three as a routine and at an earlier age if there is reason to expect dental defects. Early and frequent dental inspection enables the minimum of treatment to be carried out with the greatest expectation of success.

The old idea, that first teeth do not matter, dies hard, but most abnormalities in the positioning of the permanent teeth have been caused, or at least aggravated, by early loss of first teeth which could, in most cases, have been preserved by careful treatment.

Milk and Dairies Administration.

The County Health Inspector reports that during 1967 milk from forty-four herds was sampled regularly and submitted for biological examination for the presence of tuberculosis and brucellosis bacteria. The milk from these herds is supplied in appreciable quantities to farm workers, or retailed as "Untreated" milk or raw cream. None of the 234 samples was found to contain tubercle organisms, but nine were reported to contain brucella organisms. Investigation of three herds by the milk ring tests on milk from individual cows, followed by direct culture of the milks giving positive 'rings', showed that eleven cows were secreting milk infected with brucella organisms. Three cows were eventually slaughtered. In one instance where there were eight cows in a herd secreting milk infected with brucella organisms, a compulsory pasteurisation order by the Medical Officer of Health of the county district remains in force. Regular sampling from farms was curtailed in the latter part of the year due to Foot and Mouth Disease restrictions.

From the six pasteurising plants and the one sterilising plant licensed in the County, 541 milk samples were taken. Of these, two failed to satisfy the methylene blue test and one the turbidity test. Early in the year one plant ceased to pasteurise milk, and in December the sterilising plant also ceased to function. The latter was the plant from which an unsatisfactory milk turbidity test came. Regular inspections of plants and records were made, and, as part of these routine inspections, washed bottles were taken (in batches of 6) and submitted for bacteriological examination. On five occasions out of forty-nine, the bottles were not regarded as satisfactory. Three of the unsatisfactory batches of bottle samples came from the dairy which produced the methylene blue failures. A severe warning was given to the licensed dairyman at these premises. (As anticipated, owing to labour difficulties and the need for plant replacement this dairyman decided to cease pasteurising milk in 1968 and is now a retail distributor of pre-packed milk).

At the end of the year there were 283 licences in force for the retail sales of designated milk by dealers. Samples from premises, vehicles and vending machines totalled 1,212. Of these, 23 failed the methylene blue test but all phosphatase tests were satisfactory. Of the 23 methylene blue test failures, 15 were of milk sold from shops. In most cases the shops have very small milk sales and the shopkeepers have had no real interest other than 'obliging' a few customers. The methylene blue test is a test for keeping-quality and the failures indicated poor storage and lack of proper stock rotation. Action was taken in a number of these cases to ensure that more care was taken in the proper storage and rotation of the milk. Repeat samples in these cases were satisfactory.

Samples of milk delivered to schools were taken under more exacting conditions than those taken under the Milk Regulations, and of 981 samples at 455 schools, eleven samples failed the methylene blue test and two the phosphatase test. The two phosphatase failures came from milk pasteurised out of the County, and an investigation by the local authority in whose area the dairy is situated disclosed a faulty flow diversion valve in the pasteurising plant.

One school was supplied with untreated milk and regular samples were submitted for biological examination. All the samples gave negative results for the presence of tubercle and brucella organisms.

Arrangements for supplying milk in cartons to some schools were continued during the year. The number of one-third-pint cartons supplied daily was approximately 32,000. Again, one or two criticisms were made where difficulties have occurred in piercing holes for the straws and with the disposal of empty cartons. A new type of carton overcame the first complaint, and on the whole there are many advantages in this method of milk supply to schools.

Samples of milk from other County Council establishments and from Regional Board hospitals totalled 781. Of these, 24 failed to satisfy the keeping-quality test and one the phosphatase test. This phosphatase failure again came from milk pasteurised out of the County.

The examination of milk samples for the presence of antibiotics was continued. One-hundred-and-sixty-nine such samples were taken, all of which gave satisfactory results.

All samples of milk and miscellaneous samples submitted for bacteriological and biological examination were examined by the Public Health Laboratory Service in Coventry. The Director of the Laboratory and his staff have provided my Department with excellent service and advice, and I should like to express my appreciation for their co-operation throughout the year. Thanks are also due to the Director of the Birmingham Laboratory for the antibiotic examinations.

FOOD AND DRUGS ACT, 1955.

SECTION 31.

**TUBERCULOUS MILK INVESTIGATIONS—ROUTINE MILK SAMPLES TAKEN FOR
BIOLOGICAL EXAMINATION DURING THE YEAR 1967.**

NO. OF SAMPLES.

<i>District in which sample was taken.</i>	<i>Number of Samples.</i>	<i>Positive Results.</i>
SUTTON COLDFIELD M.B.	35	0
NUNEATON M.B.	48	0
ATHERSTONE/BEDWORTH AREA.		
*Bedworth U.D.	—	—
Atherstone R.D.	14	0
EASTERN AREA.		
Rugby M.B.	10	0
Rugby R.D.	24	0
NORTH-WESTERN AREA.		
Meriden R.D.	16	0
CENTRAL AREA.		
*Leamington Spa M.B.	—	—
Warwick M.B.	9	0
*Kenilworth U.D.	—	—
Southam R.D.	18	0
Warwick R.D.	9	0
SOUTHERN AREA.		
*Stratford-upon-Avon M.B.	—	—
*Alcester R.D.	—	—
Shipston-on-Stour R.D.	28	0
Stratford-on-Avon R.D.	23	0
Total	234	0

In addition, where the phosphatase test failed on pasteurised milk, biological examinations were also made, and these were all negative.

* "Untreated" milk retailed in these areas is produced in neighbouring districts, and the supply is sampled at the source, i.e., the farm.

SAMPLES TAKEN UNDER MILK IN SCHOOLS SCHEME, 1967.

<i>Designation of Milk Supplied.</i>	<i>Number of :—</i>				<i>Test failed.</i>		
	<i>Schools.</i>	<i>Suppliers.</i>	<i>Samples.</i>	<i>Unsatisfactory Samples.</i>	<i>Phosph.</i>	<i>Meth. Blue</i>	<i>Meth. Blue and Phosph.</i>
Pasteurised ..	454	33	977	13	0	11	2
Untreated ..	1	1	4	0	—	0	—

Total Failures : 1.32% of all school milk samples (3.8% in 1966; 1.56% in 1965).

MILK (SPECIAL DESIGNATION) REGULATIONS, 1963.
(and as amended 1965)
MILK SAMPLES FROM LICENSED RETAILERS, 1967.

District in which sample was taken.	No. of Samples.				Tests Failed.			
	Un-treated	Pasteur-ised	Steri-ised	Ultra Heat Treated	Meth. Blue	Phosph.	Turbid-ity	Colony Count
SUTTON COLDFIELD M.B. ..	(Food and Drugs Acts Authority)				—	—	—	—
NUNEATON M.B.	(Food and Drugs Acts Authority)				—	—	—	—
ATHERSTONE/BEDWORTH AREA								
Bedworth U.D.	—	50	36	—	0	0	0	—
Atherstone R.D.	—	82	49	—	3	0	0	—
EASTERN AREA								
Rugby M.B.	(Food and Drugs Acts Authority)				—	—	—	—
Rugby R.D.	1	78	1	—	1	0	0	—
NORTH-WESTERN AREA								
Meriden R.D.	—	171	95	6	4	0	0	0
CENTRAL AREA								
Leamington Spa M.B. ..	(Food and Drugs Acts Authority)				—	—	—	—
Warwick M.B.	5	69	3	—	1	0	0	—
Kenilworth U.D.	—	43	1	—	2	0	0	—
Southam R.D.	4	88	—	—	2	0	—	—
Warwick R.D.	7	66	3	—	3	0	0	—
SOUTHERN AREA								
Stratford-upon-Avon M.B.	7	83	8	—	3	0	0	—
Alcester R.D.	—	41	19	—	0	0	0	—
Shipston-on-Stour R.D. ..	—	33	—	—	1	0	—	—
Stratford-on-Avon R.D. ..	3	135	25	—	3	0	0	—
Total	27	939	240	6	23	0	0	0

Total Samples—1,212.

MILK SAMPLES FROM LICENSED PASTEURISING AND STERILISING PLANTS, 1967.

Code No. of Dairy.	No. of Samples :—		No. of Failures.	Test failed :—		
	Past-urised.	Steri-lised.		Pasteurised.		Sterilised.
				Meth Blue.	Phosph.	Turbidity.
4/1/1	104	50	3	2	0	1
4/3/1	103	—	0	0	0	—
6/18/2	52	—	0	0	0	—
7/7/1	57	—	0	0	0	—
7/8/2	25	—	0	0	0	—
7/16/1	150	—	0	0	0	—
TOTAL	491	50	3	2	0	1

Phosphatase Test : For efficiency of pasteurising process.

Methylene Blue Test : Keeping quality test. Indicates extent of contamination during cooling or bottling and storage temperature of the milk.

Turbidity Test : For efficiency of sterilising process.

Failures : 0.55% compared with 0.9% in 1966.

COUNTY MENTAL HEALTH SERVICE.

Care of the Mentally Ill.

Mentally Ill persons referred to Local Health Authority care in 1967	1,184
Mentally Ill persons in Local Health Authority care at 31/12/67	602
Admissions to Mental Hospitals arranged by Mental Welfare Officers:	
Compulsory powers under Mental Health Act, 1959	386
Informal Basis	236
Total Admissions	622

Care of the Mentally Subnormal.

Subnormal Persons referred to Local Health Authority in 1967—Under 16	20
16 and over	24
Severely Subnormal Persons referred—	
Under 16	49
16 and over	4
	<hr/>
	97

Subnormal Persons under Local Health Authority care at 31/12/67.

(Hospital waiting list in brackets)	
Under 16	56 (2)
16 and over	409 (1)

Severely Subnormal Persons under Local Health Authority care at 31/12/67.

Under 16	202 (40)
16 and over	170 (3)

Total, all ages 837 (46)

Of the 46 on the hospital waiting list at 31/12/67, 27 were urgent.

Number of visits to the Mentally Subnormal by the Mental Welfare Officers and the Social Worker (Mental Health) during 1967	2,446
Number of admissions of the Mentally Subnormal to hospitals for temporary care during 1967	38

Social Centres and Clubs.

- 2 Clubs catering for 54 mentally ill adults as at 31/12/67.
- 1 Club catering for 60 adult subnormals as at 31/12/67.

MENTAL HEALTH SERVICES—ACCOMMODATION.

<i>Warwickshire County Council Accommodation.</i>	<i>Places.</i>		<i>Occupancy. 30th June, 1968</i>
	<i>Day.</i>	<i>Resident.</i>	
<i>Junior Training Centres.</i>			
Brooke J.T.C., Merrtens Drive, Rugby	50	12 short stay	43
Ridgeway J.T.C., Montague Road, Warwick ..	50	12 short stay	56
Leyland J.T.C., Leyland Road, Nuneaton	50	12 short stay	60
Longmoor J.T.C., Coppice View Road, Sutton Coldfield	50	12 short stay	39
Blythe J.T.C., Packington Lane, Coleshill	50	12 short stay	49
			247
New Junior Training Centres are also proposed for Stratford-upon-Avon and Bedworth.			
<i>Adult Training Centres.</i>			
Emscote A.T.C., Nelson Lane, Warwick	60	—	63
Holbrook Avenue A.T.C., Rugby*	43	—	32
St. Nicholas Hall, Upper Clifton Road, Sutton Coldfield (Part-time)*	12	—	15
Merevale A.T.C., Nuneaton*	36	—	27
			137
*Temporary premises, to be replaced. New Adult Training Centres are proposed for Chelmsley Wood, Sutton Coldfield, Nuneaton, Rugby, Bedworth and Stratford-upon-Avon.			
<i>Hostels for Mentally Disordered Adults.</i>			
Wharf Street, Warwick	—	21	15
Willes Road, Leamington Spa	—	12	12
<i>Mental Nursing Homes Registered at 31st December, 1967.</i>			
<i>Nursing Home.</i>		<i>Beds for Mental Patients.</i>	
Claremont Nursing Home, Leamington Spa			4
Lapworth Convalescent Home, Lapworth			4
<i>Homes for Mentally Disordered Persons Registered at 31st December, 1967.</i>			
Hampton Manor, Hampton-in-Arden		28 places for females over 10	
27, Bilton Road, Rugby		3 short-stay places	

**BRIEF DETAILS OF COUNTY HEALTH SERVICES AVAILABLE
TO THE GENERAL PUBLIC.
(at time of going to Press).**

BOROUGH AND AREA OFFICES :

BOROUGH COUNCILS WITH DELEGATED POWERS :—	<i>Borough Medical Officer.</i>	<i>Telephone No.</i>
Sutton Coldfield M.B.	Dr. J. R. PRESTON, The Council House, Sutton Coldfield.	Sutton Coldfield 4401.
Nuneaton M.B.	Dr. G. DISON, The Council House, Nuneaton.	Nuneaton 2201.
COUNTY AREAS :—	<i>Area Medical Officer.</i>	<i>Telephone No.</i>
<i>Atherstone/Bedworth :</i> Bedworth U.D. Atherstone R.D.	Dr. E. M. HUGHES, Health Area Office, Rye Piece, Bedworth.	Bedworth 4822/23.
<i>Eastern :</i> Rugby M.B. Rugby R.D.	Dr. D. J. JONES, The Lawn, Newbold Road, Rugby.	Rugby 3374.
<i>North-Western :</i> Meriden R.D.	Dr. J. E. PEARSON, 2, Park Road, Coleshill.	Coleshill 2331.
<i>Central :</i> Leamington M.B. Warwick M.B. Kenilworth U.D. Southam R.D. Warwick R.D.	Dr. F. D. M. LIVINGSTONE, 1 Euston Square, Leamington Spa.	Leamington Spa 27284/5.
<i>Southern :</i> Stratford-upon-Avon M.B. Alcester R.D. Shipston-on-Stour R.D. Stratford-on-Avon R.D.	Dr. J. B. BRAMWELL, County Area Offices, Alcester Road, Stratford-upon-Avon.	Stratford-upon-Avon 5651.

Ambulances.	Usually ordered by medical practitioner or hospital. In medical emergencies only, members of the public may call for an ambulance and any telephone exchange will connect them to the nearest ambulance depot.
Ante-natal and Post-natal Clinics.	The addresses and times of all such clinics are given on page 14.
Child Minders.	Persons having the care of any children under five, for reward, must apply to the County Medical Officer of Health or to the appropriate Borough Medical Officer for Registration. Registration is a statutory requirement; it does not imply recommendation.
Child Health Clinics.	The addresses and times of all such clinics are shown on pages 17 & 18.
Chiropody.	This service is offered when available, for expectant mothers, registered handicapped persons, women aged 60 and over, and men aged 65 and over. A small charge is payable except in certain cases. Application should be made to the Borough or Area Medical Officer (address on page 45).
Convalescent Treatment.	A period of recuperative convalescence may be arranged for persons whose doctors consider they need it. Patients are required to contribute towards the cost of such convalescence in accordance with their means. Requests for this service must be made by the patient's family doctor or hospital and addressed to the County Medical Officer of Health, Shire Hall, Warwick, or to the appropriate Borough Medical Officer. All requests must be accompanied by brief medical details of the case.
District Nurses.	Cover all districts for nursing the sick of all ages in their own homes. Addresses and telephone numbers are shown in telephone directories under the heading "Nurses."
Health Visitors.	Are appointed to cover all districts, to give advice about the care of mothers and young children and social problems affecting any member of the family. They also act as school nurses and health visitors for infectious diseases.
Home Helps.	This service exists to provide help in the home when the mother is ill or is being confined at home, or when required by lone or aged and infirm persons. A charge is made for this service at present, but this may be remitted, wholly or partially according to means. Application should be made to the Borough or Area Medical Officer (address on page 45).
Loan of Nursing and Sick Room Requisites.	A wide range of articles are available for loan to households where there is a sick person. Usually the patient's hospital or medical practitioner will arrange any necessary loan, but personal application may be made to the Borough or Area Medical Officer (address on page 45). There is no charge for this service.
Maternity Outfits.	Are supplied in all cases of domiciliary confinement. Midwives distribute them from their stock to all booked cases. Where private midwives are engaged, application for outfits must be made to the County Medical Officer of Health, Shire Hall, Warwick, or to the appropriate Borough Medical Officer, and a certificate of pregnancy signed by the patient's doctor must be enclosed.
Mental Health.	Mental Welfare Officers and Social Workers are appointed to cover all districts, to assist with arrangements for admission to hospitals, and to supervise and advise upon the well-being of the mentally disordered in their own homes. Enquiries should be made of the family doctor, the Mental Welfare Officer, the Borough or Area Medical Officer or the County Medical Officer of Health, Shire Hall, Warwick.

Midwives.	Are appointed to cover all districts for the conduct of home confinements. Addresses and telephone numbers are shown in telephone directories under the heading— <i>"Nurses"</i> .
Occupational Therapy.	A scheme exists whereby persons confined to bed or to their homes, suffering from injury or illness of some months duration, or from tuberculosis, may be supplied with materials with which to occupy their time in making various articles of their choice. Materials supplied at cost price but may be free in necessitous cases. Enquiries should be addressed to the local District Nurse, the Health Visitor at the nearest Welfare Centre, or to the Borough or Area Medical Officer (address on page 45).
Private Nursing and Maternity Homes and Nursing Agencies.	Persons desiring to open private nursing and/or maternity homes or to set up Nursing Agencies must first apply for registration to the County Medical Officer of Health, Shire Hall, Warwick.
The Illegitimate Child and its Mother.	The Health Committee employs a Social Worker, whose duties include the giving of assistance and advice where such is needed by mothers of illegitimate children. An Ante-natal and Post-natal Hostel is also maintained by the Committee in which, in certain cases, mothers normally resident in this County may be sheltered for a short time before and, if necessary, after the birth of an illegitimate child. Enquiries should be addressed to the County Medical Officer of Health, Shire Hall, Warwick, at the earliest possible date before confinement is due.
Tuberculosis.	There are Chest Clinics in most Areas of the County. Patients attend these Clinics on the recommendation of their family doctors.
<i>Extra Nourishment for T.B. patients.</i>	Additional supplies of milk, eggs and butter may be supplied free of cost to tuberculous patients who cannot afford to pay for these items themselves. Application for this type of assistance should be made to the Chest Clinic.
Vaccination.	Parents who desire their children to be vaccinated against Diphtheria, Whooping Cough, Tetanus, Smallpox, Poliomyelitis, Measles and Tuberculosis, should apply to their family doctor, their nearest Health Clinic (address on pages 17/18) or to the Borough or Area Medical Officer (address on page 45). Vaccination against Poliomyelitis is available also to expectant mothers and to all persons up to 40 years of age. Applications should be made as for children.
Welfare Foods.	(National Dried Milk, orange juice and cod liver oil). The principal distribution points are the Child Health Clinics listed on pages 17 and 18. Information about other distribution points may be obtained from the Borough or Area Medical Officer (address on page 45).
General County Health Services.	General queries not covered by the above should be referred to the County Medical Officer of Health, Shire Hall, Warwick.

...to cover all ...
...under the heading...

...of these ...
...with ...

...of the ...
...on page...



...the ...
...the ...

...the ...
...the ...

...the ...
...the ...

...the ...
...the ...

...the ...
...the ...

...the ...
...the ...

...the ...
...the ...

...the ...
...the ...

...the ...
...the ...

...the ...
...the ...