

[Report 1930] / Medical Officer of Health, Wallasey Local Board / U.D.C. / County Borough.

Contributors

Wallasey (England). Local Board.

Publication/Creation

1930

Persistent URL

<https://wellcomecollection.org/works/fzepp23y>

License and attribution

You have permission to make copies of this work under a Creative Commons, Attribution, Non-commercial license.

Non-commercial use includes private study, academic research, teaching, and other activities that are not primarily intended for, or directed towards, commercial advantage or private monetary compensation. See the Legal Code for further information.

Image source should be attributed as specified in the full catalogue record. If no source is given the image should be attributed to Wellcome Collection.



Wellcome Collection
183 Euston Road
London NW1 2BE UK
T +44 (0)20 7611 8722
E library@wellcomecollection.org
<https://wellcomecollection.org>

1930.

REPORT

ON THE

Health of the County Borough of Wallasey,

AND ON THE WORK OF

School Medical Inspection

FOR THE YEAR 1930,

*With a Survey of matters affecting the General Health of the Borough
during the Quinquennium, 1926-1930,*

BY

T. W. NAYLOR BARLOW,

O.B.E., M.R.C.S. (Eng.), L.R.C.P. (Lond.), D.P.H. (Camb.),

F.R.S. (Edin.), of Lincoln's Inn, Barrister-at-Law,

Fellow Royal San. Inst., Past-President Society of Medical Officers
of Health.

MEDICAL OFFICER OF HEALTH,

MEDICAL SUPERINTENDENT OF THE CORPORATION

INFECTIOUS DISEASES HOSPITAL,

ADMINISTRATIVE TUBERCULOSIS OFFICER,

SCHOOL MEDICAL OFFICER,

AND

MEDICAL OFFICER, PUBLIC ASSISTANCE COMMITTEE.

WALLASEY :

WILLMER BROS. & CO. LTD., 47 BOROUGH ROAD,

1931.

HEALTH COMMITTEE

OF THE

WALLASEY TOWN COUNCIL

TO NOVEMBER 9TH, 1930.

Chairman :

MR. ALDERMAN D. P. CHARLESWORTH.

Vice-Chairman :

MR. ALDERMAN AUGUSTINE QUINN, J.P.

MR. ALDERMAN R. RAWLINSON, J.P.

Councillors :

MR. T. A. BURROWS.

REV. W. GRIFFIN.

MR. R. LEYLAND,

MRS. F. G. McFALL.

MR. J. MEADOWS.

MR. F. S. MOLE.

MR. G. W. RUSSELL.

MRS. A. SIDDALL.

MR. W. SUTTON.

MR. L. E. THOMAS.

MR. A. B. TODD

AND

HIS WORSHIP THE MAYOR

(MR. ALDERMAN J. G. STOREY, J.P.).

MATERNITY & CHILD WELFARE SUB-COMMITTEE.

TO NOVEMBER 9TH, 1930.

Chairman :

MR. ALDERMAN D. P. CHARLESWORTH.

MR. ALDERMAN AUGUSTINE QUINN, J.P.

Councillors :

MR. R. LEYLAND.

MRS. F. G. McFALL.

MRS. A. SIDDALL.

MR. A. B. TODD.

SUB-COMMITTEE FOR THE CARE OF THE MENTALLY DEFECTIVE.

To NOVEMBER 9TH, 1930.

MR. ALDERMAN R. RAWLINSON, J.P. (Chairman).

MR. ALDERMAN D. P. CHARLESWORTH.

MR. ALDERMAN AUGUSTINE QUINN, J.P.

COUNCILLOR REV. W. GRIFFIN.

COUNCILLOR MRS. F. G. McFALL.

COUNCILLOR F. S. MOLE.

COUNCILLOR W. SUTTON

AND

MISS E. AYERS, J.P. and Miss B. McKEON.

BLIND PERSONS ACT SUB-COMMITTEE.

To NOVEMBER 9TH, 1930.

MR. ALDERMAN D. P. CHARLESWORTH (Chairman).

MR. ALDERMAN AUGUSTINE QUINN, J.P.

COUNCILLOR T. A. BURROWS.

COUNCILLOR MRS. F. G. McFALL.

COUNCILLOR F. S. MOLE.

COUNCILLOR REV. W. GRIFFIN

(representing Education Committee).

MR. ALDERMAN D. P. CHARLESWORTH

(representing Liverpool Workshops for Blind).

MR. J. GRIERSON

(representing the National Institute for the Blind)

CONTENTS.

	<i>Page</i>		<i>Page</i>
Adoptive and Local Acts, &c.	175	Natural and Social Conditions	
Artificial Sunlight Treatment	127	of the District	12
Ante-natal	28	Nursing Arrangements	55
Ambulance Facilities	68	Nursing Homes Registration	
Ashpit abolition	16	Act, 1927	95
		Nutrition Clinic	124
Bacteriological Aids to Diagnosis	134		
Bakehouses	145	Ophthalmia Neonatorum	43
Births	19	Orthopaedics (see School Report)	
Blind Persons Act, 1920	96		
		Pneumonia	88
Canal Boat Inspection	163	Polio-myelitis, Acute	86
Child Welfare	29	Poor Law Relief	14
Clinics and Treatment Centres	56	Population	12
Census	12 & 23	Propaganda	54
Dairies, Cowsheds and Milk-		Rats and Mice Destruction ...	170
shops	153	Refuse Disposal	16
Deaths	23	"Return" Cases, Scarlet Fever	78
Diarrhoea, Epidemic	47		
Diseases of Animals Acts	159	Sanatorium, Treatment of cases	
Disinfection and Isolation Ar-		in	103
rangements	69	Sanitary Circumstances of the	
Drain Reconstruction	165	District	161
		School Inspection	95
Factory and Workshop Inspec-		Sewer Reconstruction.....	164
tion	166	Shops and Slaughter House	
Fertilizers and Feeding Stuffs	148	Inspection	149
Food and Drugs Inspection ...	147	Smallpox	89
		Smoke Abatement	166
Gratuitous Medical Relief	14	Staff of Department	5
		Statistical Summary	7
Hospital Accommodation ...	56	Stillbirths	32
Houses, Inhabited	140		
Housing	136 & 138	Tuberculosis	99
Infant Mortality	43	Unmarried Mothers	68
Infectious Diseases, Prevalence			
of and control over	70	Vaccination Returns	90
Insanitary Property	143	Venereal Diseases	131
		Veterinary	149
Laboratory Work	134	Victoria Central Hospital	14
Leasowe Children's Hospital	39 & 56		
Local Government Act, 1929	58	Wallasey Dispensary	14
		Water Supply	161
Maternity Home, Mill Lane ...	35	Whooping Cough.....	93
Measles	92		
Mental Deficiency Act	98	Zymotic Diseases	27
Meteorological.....	172		
Midwives Act	40		
Milk Supply	153		

PUBLIC HEALTH OFFICERS OF THE AUTHORITY.

*Medical Officer of Health, Administrative Tuberculosis Officer,
and School Medical Officer. §*

T. W. NAYLOR BARLOW, O.B.E., F.R.S. (Edin.), M.R.C.S. (Eng.),
L.R.C.P. (Lond.), D.P.H. (Camb.); of Lincoln's Inn, Barrister-at-Law.

*Deputy Medical Officer of Health, Assistant Child Welfare Medical Officer,
and Assistant School Medical Officer. §*

W. WRIGLEY STACEY, M.B., Ch.B., D.P.H.

Assistant Medical Officer of Health and Tuberculosis, Officer §

FRANK CYRIL MORGAN, M.R.C.S., L.R.C.P., D.P.H.

Dental Surgeons :

C. JOINSON LUYA, L.D.S., and

L. BROMLEY, L.D.S.

Veterinary Officer and Chief Meat Inspector :

JOHN KING SHAW, M.R.C.V.S.,

Chief Sanitary Inspector §

**THOMAS NICHOLSON CLEATOR.

Assistant Sanitary Inspectors.

**ALBERT HENRY ORMESHER,

**HIRAM THOMAS IRVING,

**RALPH HENRY FRENCH,

**H. EWART STONE (to March 31st, 1930).

**THOMAS PERCY COFFEY.

**HAROLD VICTOR CASS (from May 3rd, 1930).

Shops, etc., Inspector.

*RALPH LANGFORD BASCOMBE.

Detention Officers.

GEORGE W. P. OWEN.

GEORGE A. OWEN.

Health Visitors.

*§MISS ISABELLA BIRRELL

*§MISS RUTH M. QUINTON

§MISS CECILY HONOR RUDKIN

§MISS JOSEPHINE SHANNON, C.M.B.

§MISS LOUISE VANCE, C.M.B.

Inspector of Midwives (Trained Nurse) §

MISS B. HANSEN (C.M.B.) (Certif.), S.R.N.

Tuberculosis Nurse.

MISS ANNIE LEE GLASSEY (C.M.B. and Health Visitor's Certificates).

School Nurses.

(See School Inspection Report in Appendix).

Public Analyst (Part-time Officer).

T. R. HODGSON, M.A.

Weights and Measures and Food and Drugs Inspectors.

JAMES TUDOR.

G. W. BURFORD (to February 8th, 1930).

J. W. PRICE (from June 2nd, 1930).

Home Teacher for the Blind:

MISS A. M. ARNOLD, Cert. College of Teachers of the Blind (since August 14th, 1930).

Administrative Assistant.

JOHN McNALLY.

Clerks.

*FRANK ALDRED

NORMAN SQUIRE

MISS R. THOMPSON

MISS J. E. MACNAMARA

MISS A. ALLISON

WALTER RADCLIFFE

MISS M. A. HIATT (Dispensary)

*Holds a Sanitary Inspector's Certificate.

**Holds a Meat Inspector's Certificate.

Note.—Those to whose salary contribution is made under the Public Health Acts, or by Exchequer Grants, are marked §

PART-TIME MEDICAL PRACTITIONERS DISCHARGING DUTIES IN CONNECTION WITH SPECIAL CLINICS.

PHOEBE A. INCE, M.D., M.B., Ch. B. (Ante-Natal).

T. HARTLEY MARTIN, M.B., Ch.B. (Orthopædics).

H. R. BICKERTON, M.A., M.B., B.Ch. (Eyes).

A. A. GEMMELL, M.A., M.D., (Consultant, Maternity Home).

DINGWALL FORDYCE, M.D., F.R.C.P. (Heart Cases in Children).

C. YORKE, M.D., Ch.B., B.S., F.R.C.S. (Tonsils and Adenoids).

DISTRICT MEDICAL OFFICERS UNDER POOR LAW ACTS.

W. BRUCE BRIGGS, M.A., M.B., B.Ch. (for No. 1 District).

J. McMILLAN, M.B., Ch.B. (for No. 2 District).

R. L. WYNNE, M.B., Ch.B. (for No. 3 District).

PUBLIC VACCINATORS.

W. BRUCE BRIGGS, M.A., M.B., B.Ch. (for North District).

NORMAN A. C. BEST, L.M.L.A.H., L.M. (for South District).

VACCINATION OFFICER.

WILLIAM MILLER*

*Since deceased and succeeded by William Milligan Jardine.

STATISTICAL SUMMARY, 1930.

Area in Acres	{ Wallasey 3,408 Moreton 1366 Bidston 593 } 5,367	}	7,719
Extra area of Wallasey, including Foreshore ..		1,619		
Extra area of Moreton, including Foreshore		733		
Census Population, June, 1921 (Wallasey only) ..				90,809
Estimated Population, June 1930 (Registrar General's) ..				98,900
Number of Persons per house at time of 1921 Census (Wallasey)				4.59
Number of Inhabited Houses, December				
31st, 1930				*24,486
Number of empty houses, December				
31st, 1930				708
Rateable Value, 1929-30				£791,601
One Penny in the £ yields for General				
District Purposes.. .. .				£3,051
Registrar-General's standardizing factor for Age and Sex				
distribution (1925)989
Birth-rate per 1,000 persons living				14.2
Death-rate per 1,000 persons living				10.6
Infant Mortality per 1,000 Births				53.8
Percentage of Uncertified Deaths				0.7
Total Deaths from Diarrhoea and Enteritis under 2 years				
(under 1 year)		8..	}	9
(1 to 2 years)		1..		
Diarrhoea (including Enteritis) Mortality (under 1 year)				
per 1,000 Births				5.67
Zymotic Death-rate (excluding Diarrhoea) per 1,000 persons				
living				0.13
Phthisis Death-rate per 1,000 persons living				0.78
Respiratory Death-rate per 1,000 persons living (ex-				
cluding Phthisis)				1.29

* See Housing, &c., Statistics.

WARDS.

No. 1—New Brighton.	No. 9—Somerville.
„ 2—Upper Brighton.	„ 10—Poulton.
„ 3—North Liscard.	„ 11—Marlowe.
„ 4—South Liscard.	„ 12—St. Hilary.
„ 5—North Egremont.	„ 13—Warren.
„ 6—South Egremont.	„ 14—Wallasey.
„ 7—North Seacombe.	„ 15—Leasowe.
„ 8—South Seacombe.	„ 16—Moreton.

Note.—The number of Wards was increased from 14 to 16 in 1928, as and from April 1st of that year, when the Borough Boundaries were extended.

Public Health Department,
August, 1930.

To the Mayor, Alderman and Councillors of the

County Borough of Wallasey.

Mr. Mayor, Ladies and Gentlemen,

I beg to present my Twenty-third Annual Report on the health of the Borough.

The Medical Officer of Health is required in his Annual Reports, to review "the sanitary circumstances, the sanitary administration, and the Vital Statistics of the district . . . and any other matters upon which he may consider it desirable to report." Every fifth year he is required to give information in more detail than that given in the reports for the previous four years.

This report, therefore, is fuller than those which have immediately preceded it, and some tables are inserted which are not seen in those reports. Some people may think that much of the information which follows is of doubtful value, but the Medical Officer of Health is not infrequently called upon unexpectedly, and at very short notice, to produce statistics relating to various aspects of his work, and these statistics would not be available unless they were contained in his Annual Reports.

I am happy to be able to report that the mortality statistics for the year 1930 are again of a favourable character. Although the Infantile Mortality rate is higher than last year, it still remains one of the lowest in the country.

One of the noteworthy features of the year under review, has been the extremely low incidence of infectious disease, not only of those diseases compulsorily notifiable, but also of measles and whooping cough. For the second year in succession there has not been a single death from Scarlet Fever. This in a town of 100,000 inhabitants is a remarkable fact; and if such a state of affairs had been prophesied 25 years ago, the prophet would have been laughed to scorn.

Since this is the last of the review reports which it will fall to my lot to prepare, it may not be without interest to compare the mortality and certain morbidity statistics of the year 1908, when I commenced work in Wallasey, with those of 1930. This comparison is presented in the following table:—

	Year 1908	Year 1930
Population	71,000	98,900
General Death rate per 1000 of population	12.7	10.6
Infantile Mortality rate per 1000 births ...	101.5	53.8
Diarrhœa and Enteritis Mortality rate per 1000 births	10.9	5.67
Zymotic Death rate (excluding Diarrhœa) per 1000 persons	1.0	0.31
Scarlet Fever—		
Attack rate per 1000 persons	3.6	1.4
Mortality „ „	0.14	Nil

	Year 1908	Year 1930
<i>Typhoid Fever—</i>		
Attack rate per 1000 persons	0.49	0.03
Mortality „ „	0.05	Nil
<i>Diphtheria—</i>		
Attack rate per 1000 persons	1.05	0.77
Mortality „ „	0.12	0.07
<i>Phthisis—</i>		
Attack rate per 1000 personsNot notifiable	1.03
Mortality „ „	0.81	0.78

In 1908, the work of the Medical Officer of Health was concerned chiefly with sanitation, purity of food, and control of infectious disease. There was one Health Visitor (happily still with us), one Meat Inspector and four Sanitary Inspectors. The work rapidly developed. First came the medical inspection of school children—and this in itself has grown into a most important service—next, the work in relation to Tuberculosis, followed by Child Welfare, Ante-natal and Maternity work, Treatment of Venereal Disease, Health Propaganda, &c., &c. The Staff now consists of six additional medical men—two whole-time, four part-time—two whole-time Dentists, 7 Health Visitors, 2 School Nurses, 7 Sanitary Inspectors, 1 Veterinary Officer, and two Detention Officers.

In 1908 the cost of the Department was approximately £7,000. In 1930-31 it was in the neighbourhood of £20,000.

Quite an apt enquiry would be, has there been a reasonable return for the increased cost? For the answer one would refer the enquirer to the table above and ask him to remember that it is difficult to estimate the value of life in money, that decreased mortality connotes decreased morbidity and that in turn not only means less pain, anxiety and expense on the part of sufferers and their relatives, but also must mean better health for everyone. Any impartial observer who can cast his eye back 23 years must admit, for example, an immense improvement in the physique and general condition of the young. Those engaged in the work know that the numbers coming for treatment are fewer and the conditions requiring treatment less severe. The same observation would apply to Tuberculosis. There is now often considerable difficulty in finding cases of various forms of Tuberculosis to fill the beds provided for them.

In 1929 an experiment was unwittingly carried on in Wallasey, which illustrates very vividly the importance of the preventive work carried on day by day. An account of this experiment was contained in my report for 1929, but it will bear reproduction. The Veterinary Officer and a local dairyman on June 8th, 1929, bought a litter of 8 pigs between them, each taking half. When purchased these pigs were about 8 weeks old, had not been taken away from the mother, and had been fed entirely on waste food, no milk or milk products being used. On July 24th a report was received that the sample of milk taken on June 6th from this particular dairyman had been found to contain tubercle bacilli. The local dairyman had fed his pigs on separated milk and

buttermilk. Those fed at Mill Lane Hospital had no milk at all. On the 16th October, both lots of pigs were killed at the same slaughterhouse in the Borough. All the Corporation pigs were found to be sound, but the dairyman's pigs were found to be so badly affected with Tuberculosis (there being only one pig free out of the four), that it was necessary for the Veterinary Officer to seize two whole carcasses and about one-fifth of the other carcass, together with the whole of the offal. There can be no doubt that the cause of infection in these pigs was the Tubercular milk, on which they had unwittingly been fed.

It is interesting to note that the discovery of this milk infected with tubercle, not only proved that such milk can produce tuberculosis in pigs (incidentally it can produce it also in young children), but it led to a visit by our Veterinary Officer to the farm outside the Borough whence the milk came, to an examination of the cows, to the discovery of the cow which was the cause of the infection and its slaughter, when it was proved post-mortem to have been infected with Tuberculosis. Thus was cut off a very serious danger to the health of many young infants in Wallasey.

The responsibilities of the Medical Officer of Health and his Department have greatly increased of late years. One has but to enumerate the Acts of Parliament passed during the last five years (some of them supreme and of far reaching importance) to demonstrate this fact. Let me give examples:—1926, The Midwives and Maternity Homes Registration Act, 1927, Nursing Homes Registration Act, 1929 Wallasey Corporation Act, extending the boundaries, 1929 Local Government Act, under which Boards of Guardians were abolished and the duties formerly exercised by them were to be exercised in future by Local Authorities, 1930 Housing Act, 1930, etc., etc.

In addition to the above, there has been added the natural development of existing services, e.g., Child Welfare, Maternity (including Ante-natal Clinics) the School Medical Services (including the organisation of an orthopaedic scheme) and the administration of a scheme dealing with blind persons.

The Local Government Act is the most important enactment affecting Public Health which has been placed on the statute book since 1875. It is true that this Act does not affect Wallasey in quite the same degree as some other towns, in that the Poor Law Hospital is situated in Birkenhead and, therefore, is to be administered by that Borough, but at the same time it must be remembered that some services formerly administered by the Guardians are transferred directly to the Health Committee, e.g., Infant Life Protection, Vaccination, etc. Sooner or later, and sooner rather than later, this town will have to provide hospital accommodation for its own poor. During the year I have issued three reports explaining the position, and have attempted without success—for reasons into which it is not now necessary to enter beyond stating that they are not entirely financial—to obtain agreement in favour of a scheme whereby a properly organised medical service would be available in the town to replace the chaotic conditions which exist at present. I believe that the objections raised against the scheme will rapidly disappear as time goes on and that when the hour arrives

for definite action a scheme on the lines I have adumbrated will hold the field.

Consequent on this Local Government Act, upon consideration of a report which I made to the Council, the duties formerly undertaken by the Health Committee have been extensively altered. The removal of house refuse, the flushing of house drains, the supervision of the Public Baths and of the Cemetery have been taken away, and in their place has been substituted all the medical work formerly undertaken by the Board of Guardians. There have been during the year no Declarations made under the Act, but some have been under consideration.

To those who are sufficiently interested to delve into the body of the Report, there will be found much information of value and perhaps some opinions expressed with which everyone may not be in agreement, but at the same time they are opinions which, as the Officer responsible for the health of the Borough, I deem it my duty to express.

The position with regard to the wooden erections in Moreton was dealt with in last year's Report. I will only refer here to the fact that over 500, i.e., more than 25 per cent. have already been removed or destroyed and that during the year 16 areas have been represented as insanitary, containing some 550 wooden erections, and that in addition 54 demolition orders have been made. The improvement in the Moreton end of the Borough consequent upon the removal of so many insanitary buildings is very great. It will be greater still in April, 1932, when some 300 more will disappear in compliance with the agreements entered into. There will then be ready for occupation, new houses for the re-housing of those permanent residents who have been dispossessed.

The efforts both inside and outside the Borough to improve the cleanliness of the milk supplied to Wallasey residents, has gone on unceasingly. The bulk of the milk is now delivered in bottles, and it is a matter for sincere congratulation to be able to say that every dairy in Wallasey supplying milk in bottles now boasts of a steam plant by which all bottles can be effectively sterilized, thus removing one potent source of possible contamination. The Veterinary Officer is entitled to great praise for the enthusiasm with which he has thrown himself into this branch of his work. Particulars regarding this work will be found embodied in this Report.

I must again thank the members of the various Committees dealing with health matters, for the consideration and firm support invariably accorded to me in my work, work not always popular with the municipality as a whole, since it involves the spending of money.

To my staff, it is no mere formality to say that without their loyal co-operation and support always ungrudgingly given, the story told in these pages could not have been told, nor the favourable results of the work herein set out have been attained. No one could have been served better, and I thank them heartily.

I am,

Mr. Mayor, Ladies and Gentlemen,
Your Obedient Servant,
T. W. N. BARLOW,
Medical Officer of Health.

NATURAL AND SOCIAL CONDITIONS.

AREA.—The area of the Borough up to March 31st, 1928 was 3,408 acres. As and from April 1st, 1928, Moreton, Leasowe and part of Bidston were added to the Borough, the additional acreage being 1959. Including extra area of foreshore the total acreage is now 7,719 acres.

POPULATION.

The population of the Borough at the 1921 Census, was, according to the figures first published, 90,721. The Registrar-General subsequently reduced this to 89,609, and later it was further amended to 90,809.

His estimate for the middle of 1930, is 98,900, an increase of 8,091 over the 1921 Census figures. Part of this increase is due to the added areas.

The following table shows the population of the Borough at each of the last five Censuses :—

1881	21,192	1911	78,504
1891	33,227	1921	90,809
1901	53,579				

PHYSICAL FEATURES AND GENERAL CHARACTER OF THE DISTRICT.

The Borough of Wallasey is a part of the Wirral Peninsula, and itself forms a peninsula, bounded by the River Mersey on the East, the Irish Sea on the North, Wallasey and Birkenhead Docks on the South and South-west, with a mile of flat land on the West between head of docks and sea. The ground rises from the river and also from the land side towards the middle of the district, forming a kind of backbone North and South, reaching a height of 200 feet above the sea at New Brighton, affording splendid facilities for drainage East and West of this natural ridge. New red sandstone, at a variable depth, underlies all this district with pockets of alluvium, drift clay, gravel marl and sand.

Since April 1st, 1928, the Borough has been extended on the west side by the inclusion of the Parishes of Moreton, Leasowe and portion of Bidston-cum-Ford. This portion of the Borough is very flat, being for the most part at, or just above, sea level. It is protected from the sea in part by the Leasowe Embankment and in part by the sandhills. It is intersected east and west by the River Birkett, which drains from higher ground on the southern side and enters the Mersey via a culvert. The portion of land alongside the Birkett is liable to flooding in times of heavy rain, but special measures have been undertaken to prevent this flooding in the future.

SOCIAL CONDITIONS.

The Borough is mainly a residential place, a large number of the inhabitants being engaged in business in Liverpool. Some large docks, forming part of the Port of Liverpool, are situated in the Borough.

There are also in the district extensive Lairages, where imported cattle and sheep are killed.

There is no occupation which would have any particular influence on the public health.

Wallasey is the location of the largest milling industry in Britain, but with the exception of these large flour mills and one important engineering establishment, no industries of any moment employing any large number of men are established in the Borough.

Developments are contemplated in the low-lying portion of Wallasey and the adjoining part of Birkenhead where a new dock is being constructed. Wallasey Pool, at the head of the Great Float, is being filled up. It is expected that new industries will be attracted to the site and also in connection with the new Dock which is just over the Wallasey boundary. If and when these developments take place, there will inevitably follow an increased demand for working class dwellings.

GRATUITOUS MEDICAL RELIEF.

LOCAL HOSPITALS.

There are two General Hospitals in the Borough, namely, the Victoria Central Hospital and the Wallasey Cottage Hospital. In connection with the latter there are no out-patients, and with the former surgical out-patients only.

There is also a charitable Dispensary, the Medical Officer of which is also the House Surgeon to the Victoria Central Hospital, sleeps on the premises, and performs the duties of Dispensary Surgeon in a room provided by the Hospital. He also visits (in decreasing numbers), medical cases at their homes.

Figures in regard to the work of the out-patients' departments of the Victoria Central Hospital and the Wallasey Dispensary for the past five years, as well as in regard to Poor Law Relief, will be found in the following table.

VICTORIA CENTRAL HOSPITAL.

	OUT-PATIENTS.					Totals	ATTENDANCES.					Totals
	1926	1927	1928	1929	1930		1926	1927	1928	1929	1930	
Dental												
Extractions	93	96	113	121	168	591	95	100	129	134	187	645
Ophthalmic												
Cases	576	552	539	488	515	2,670	2,163	2,244	2,227	1,869	2,445	10,948
Throat, Nose												
& Ear cases	219	291	343	387	479	1,719	375	516	503	607	711	2,712
Gynaecolo-												
gical cases...	128	150	163	130	196	767	128	150	163	130	196	767
X-Ray												
Cases	1,892	1,622	1,656	1,717	2,051	8,938	4,762	5,040	4,908	4,954	4,864	24,528
Casualties ...	2,390	2,656	2,902	3,169	3,414	14,531	8,859	8,332	9,258	10,534	10,886	47,869
Totals	5,298	5,367	5,716	6,012	6,723	29,216	16,382	16,382	17,188	18,228	19,289	87,469

WALLASEY DISPENSARY.

	1926	1927	1928	1929	1930	Totals
Attendances	6,073	5,793	5,834	6,054	5,131	28,885
No. of Visits at Homes	1,699	2,297	1,316	1,219	436	6,967

POOR LAW RELIEF

	1926	1927	1928	1929	1930	Totals.
Admissions to—						
Institution	33	35	66	61	60	255
Infirmaries	294	366	501	528	590	2,279
Mental Wards	77	114	68	66	62	387
Out-door Relief	£6,407/2/11	£7,688/0/7	£9,747/0/11	10,553/10/9	12,369/6/11	£46,765/5/1
Unemployed	£993/3/0	£2,464/14/0	£3,293/7/0	£2,944/14/0	£2,264/14/0	£11,960/12/0
	£7,400/5/11	10,152/14/7	13,040/7/11	£13,498/4/9	14,634/3/11	58,725/17/1

PARKS AND OPEN SPACES.

The Borough is particularly well supplied with parks and recreation grounds, a list of which is as under.

These open spaces, taken together with the fact that the River Mersey forms one boundary, and the sea another boundary, are a factor of some importance in improving and maintaining the good health of the community, especially the younger portion of the community; but although the Borough is so comparatively well supplied with open spaces, there is still need for land on which the youth of the district can indulge in manly sports and pastimes.

	Acres.	Rds.	Perches.
Belvidere Road Recreation Ground ..	10	0	27
Central Park	57	1	7
Vale Park	9	3	20 $\frac{1}{8}$
Marine Park	3	1	26
Harrison Park	50	2	9
Warren Park (Golf Links)	35	3	28
Wallasey Grange and Grounds	2	2	23
Victoria Gardens	1	3	23 $\frac{1}{4}$
Quarry Recreation Ground	1	3	23
Maddock Road Recreation Ground ..	0	3	9
North Seacombe Recreation Ground ..	2	2	23
Oakdale Recreation Ground	2	3	10 $\frac{1}{2}$
Gorsey Lane Recreation Ground	3	3	38 $\frac{1}{8}$
Withens Lane Recreation Ground ..	2	3	24
The Wallacre	14	0	22 $\frac{7}{8}$
Captain's Pit Recreation Ground ..	2	0	3
Sandon Road Recreation Ground ..	0	1	15
South Seacombe Playground	0	2	38
Bridle Road Playground	0	2	24 $\frac{5}{8}$
Wallasey Road Playground	0	2	4 $\frac{1}{2}$
The Breck	2	0	26
Egremont Ferry Pleasure Grounds ..	0	1	35 $\frac{1}{2}$
St. Hilary Gardens	0	2	39 $\frac{3}{4}$
Flynn's Piece	2	0	3
Promenade Plantations	1	2	23
Allotment Gardens, Love Lane	4	3	12 $\frac{1}{2}$
Allotment Gardens, Ilford Avenue ..	4	2	15 $\frac{1}{2}$
Earlston Gardens	5	1	0
Elleray Park	5	1	0
Cross Lane Recreation Ground	8	0	0
St. George's Park	1	0	19
Leasowe Common	66	0	0
Upton Park	54	2	0

CLOSET ACCOMMODATION.

Practically every house in the Borough, with the exception of the added areas, has water closet accommodation. In the added area the majority of the houses have cesspools or primitive privies. The latter will disappear with the bungalows. The main sewerage of the added area is now practically completed, the houses formerly draining into cesspools will in increasing numbers drain into the sewers, and the cesspools will be demolished. During the last year, for example 42 cesspools have been demolished. In addition 107 houses previously undrained have been drained into the sewer.

SCAVENGING.

The work of street scavenging is carried out under the direction of the Borough Engineer and Surveyor and is efficiently done. In my report five years ago, I referred to the practice of sweeping roads in dry windy weather without the precaution being taken of watering them and the consequent possible danger to health caused by the dust. A great improvement has been manifested in this direction, and there is now little cause for complaint.

I would, however, again call attention to the littering of streets parks and the shore, passages, etc., etc., with papers, wrappings, etc., by messenger boys and other members of the public. This would seem to be a matter which could, with advantage, be taken up by the teachers in Elementary Schools. If it were impressed upon children at school that it is just as necessary for them to help in keeping the streets clean and tidy, as it is to keep themselves and their homes clean and tidy, that there is really no fun in breaking windows and the glass in street lamps, and that breaking bottles on the shore can, and frequently does, cause grievous injury to other children, some improvements in the habits of messenger boys and young adults in regard to the points above mentioned, ought soon to be manifest.

REMOVAL AND DISPOSAL OF HOUSE REFUSE.

This work is carried out under the direction of the Superintendent of Cleansing. The following table gives particulars, not only as to the number of ashpits and bins in use, but as to the pits abolished.

	1926	1927	1928	1929	1930
No. of Single Ashpits in use	242	229	218	104	87
„ Double „	319	280	250	163	158
„ Bins in use	21,905	22,352	23,893	24,430	25,620
„ Pits abolished	82	113	59	201	22

As will be seen from these figures, the policy of ashpit abolition has been steadily pursued. Bins are now required in all new houses, and these are emptied weekly. The whole of the combustible refuse is taken to the Refuse Disposal Works, and there

burned, with the exception of the refuse collected in the added areas of Leasowe and Moreton. In these districts the dry refuse is being deposited on the lower part of Upton Park by means of controlled tipping, and the wet refuse from pails is delivered to various farms in the district whenever possible. Particulars as to the quantities of refuse destroyed or otherwise disposed of in each of the past five years are as under.

	1926			1927			1928			1929			1930		
Quantity of Refuse	Tons C.Q.			Tons C. Q.			Tons C.Q.			Tons C.Q.			Tons C.Q.		
Delivered to Destructor	22,700	18	0	22,304	11	2	21,673	0	2	21,388	1	1	22,347	12	2
Quantity tipped away ...	186	18	0	202	8	0	214	2	0	238	1	0	166	11	0
Total Collected	22,887	16	0	22,506	19	2	21,887	2	2	21,626	2	1	22,514	3	2

Refuse collected in added Areas and delivered to (a) Dry Refuse Tips—1,112 Loads ;
(b) Wet Refuse to farms—672 Loads.

REFUSE DISPOSAL WORKS.

1. A Manlove Alliott 12-cell natural draught Destructor, top fed with "Boulnois" trucks. Installed in 1896 and 1897. Fitted in 1914, with system of forced draught by means of steam jets and blowers. Capacity of about 40 tons per 16 hours.
2. A 3-cell forced draught Heenan & Froude Destructor, with chimney 120 feet high, and water-tube boiler, was installed in 1910. Capacity, 35 tons per 16 hours.
3. A 3-cell forced draught Destructor (designed and erected by Cleansing Department), with chimney 160 feet high, and water-tube boiler. Installed in 1922. Capacity, 35 tons per 16 hours.

1.—GENERAL STATISTICS

(including added Areas).

Area (acres), 7,719 (see page 7).

Population (1921 Census), 90,809. Estimated June, 1930, R.G.'s estimate, 98,900.

Number of inhabited houses (Dec. 31st, 1930), 24,486.

Number of empty houses (Dec. 31st, 1930), 708.

Number of families or separate occupiers (1921 Census)—20,849.

Rateable Value—£791,601.

Sum represented by a penny rate—£3,051.

2.—EXTRACTS FROM VITAL STATISTICS OF THE YEAR.

	M	F.	Total.
Births (Legitimate)	700	658	1358
(Illegitimate)	27	27	54
	<hr/>	<hr/>	<hr/>
	727	685	Total 1412

Birth Rate..14.2

Deaths—1055. Death Rate—10.6

Excess of Births over Deaths—357.

Deaths from Measles (all ages)—3.

„ Whooping Cough (all ages)—2.

Diarrhoea (under two years of age)—9.

The Diarrhoea deaths occurred as follows :—

4 in First Quarter of year (including 3 transfers).

1 in Second Quarter of year.

1 in Third Quarter of year (including 1 transfer).

3 in Fourth Quarter of year (including 2 transfers.

Number of women dying in, or in consequence of, childbirth—2, viz :

From sepsis, 1. From other causes, 1.

[illegible]

.. per 1,000 births—53.8

Legitimate rate per 1,000	Illegitimate rate per 1,000
Legitimate births .. 54.4	illegitimate births .. 37.0

No. of Stillbirths—74 (38 M. 36 F.), 5 of which (1 M. 4 F.) were illegitimate.

VITAL STATISTICS.

BIRTHS.

The Births during the year, including 78 transferred to us, but deducting 40 transferred outwards, numbered 1,412 (727 males, 685 females), giving a birth-rate of 14.2 per 1,000 of population, calculated on an estimated population of 98,900. Of these 146 were notified by Doctors, 1,061 by Midwives, and 32 by parents or others, the remainder not being notified. The births in 1929 numbered 1,400, the rate being 13.8.

The illegitimate births were :—

	41 registered in the Borough.
	18 transferred to Wallasey.
	—
	59
less	5 transferred to other districts.
	—
nett	54

The illegitimate birth-rate is 3.8 per cent. of the total Births.

Particulars with regard to Births, Birth-rates, etc., for the five years 1926 to 1930, are as under.

NUMBER OF BIRTHS NOTIFIED BY

Year.	Doctors.	Mid-wives.	Parents, &c.	* Not notified.	Total*	Percentage of notifications.
1926	239	1,031	46	152	1,468	90.5
1927	231	878	7	150	1,266	88.8
1928	240	1,013	32	126	1,411	91.0
1929	146	1,115	12	127	1,400	90.9
1930	146	1,061	32	173	1,412	87.7

* A number of these are really inward Transfers, as per R.G.'s Returns.

Visits to the homes were paid in connection with Births as under.

Year.	Births.	Visits.	Re-visits.	Visits to ALL INFANTS for any purpose whatever.
1926	1,468	1,163	5,142	6,305
1927	1,266	964	4,851	5,715
1928	1,411	1,164	6,281	7,445
1929	1,400	1,202	6,904	8,186
1930	1,412	1,048	5,500	6,774

The visits above referred to are quite distinct from those paid in connection with the Child Welfare Centre.

The Birth-rates for the past five years were :—1926, 15.6 ; 1927, 13.5 ; 1928, 14.1 ; 1929, 13.8 ; 1930, 14.2.

THE FOLLOWING TABLE SHOWS THE DISTRIBUTION OF BIRTHS AND DEATHS AND THE NATURAL INCREASE OF POPULATION, THAT IS, THE EXCESS IN THE NUMBER OF BIRTHS OVER DEATHS IN THE DIFFERENT WARDS IN THE PAST FIVE YEARS.

Wards.	Births in					Totals	Deaths in					Totals	Increase in					Totals	Decrease in					Totals
	1926	1927	1928	1929	1930		1926	1927	1928	1929	1930		1926	1927	1928	1929	1930		1926	1927	1928	1929	1930	
1. New Brighton ...	83	87	79	82	74	405	86	84	89	104	81	444	—	3	—	—	—	3	3	—	10	22	7	42
2. Upper Brighton ...	77	77	68	85	65	372	88	89	65	83	78	403	—	—	3	2	—	5	11	12	—	—	13	36
3. North Liscard ...	89	72	54	58	54	327	83	95	109	96	90	473	6	—	—	—	—	6	—	23	55	38	36	152
4. South Liscard ...	88	77	85	91	86	427	78	80	74	80	71	383	10	—	11	11	15	47	—	3	—	—	—	3
5. North Egremont ...	102	78	84	79	82	425	86	77	75	85	74	397	16	1	9	—	8	34	—	—	—	6	—	6
6. South Egremont ...	120	97	89	74	100	480	94	95	86	79	74	428	26	2	3	—	26	57	—	—	—	5	—	5
7. North Seacombe ...	183	135	140	128	135	721	82	116	58	98	83	437	101	19	82	30	52	284	—	—	—	—	—	—
8. South Seacombe ...	144	146	131	119	102	642	87	80	79	91	85	422	57	66	52	28	17	220	—	—	—	—	—	—
9. Somerville ...	136	120	148	67	148	619	71	77	71	87	70	376	65	43	77	—	78	263	—	—	—	20	—	20
10. Poulton ...	153	147	150	138	127	715	78	83	66	70	49	346	75	64	84	68	78	369	—	—	—	—	—	—
11. Marlowe ...	99	74	80	79	77	409	40	60	65	66	49	280	59	14	15	13	28	129	—	—	—	—	—	—
12. St. Hilary ...	68	72	74	97	80	391	67	72	65	86	80	370	1	—	9	11	—	21	—	—	—	—	—	—
13. Warren ...	43	32	37	46	39	197	57	50	61	73	68	309	—	—	—	—	—	—	14	18	24	27	29	112
14. Wallasey ...	68	52	66	52	58	296	45	38	36	29	32	180	23	14	30	23	26	116	—	—	—	—	—	—
* 15. Leasowe ...	—	—	47	85	65	197	—	—	26	32	30	88	—	—	21	53	35	109	—	—	—	—	—	—
* 16. Moreton ...	—	—	79	120	120	319	—	—	34	43	40	117	—	—	45	77	80	202	—	—	—	—	—	—
Corrected Figures after adjusting Transfers	1,453	1,266	1,411	1,400	1,412	6,942	1,042	1,096	1,059	1,202	1,054	5,453	439	226	441	316	443	1,865	28	56	89	118	85	376

* The above figures include the added areas as from 1st April, 1928.

Net increase in 1926 ... 439—28= 411
 1927 ... 226—56= 170
 1928 ... 441—89= 352
 1929 ... 316—118= 198
 1930 ... 443—85= 358
 1,865—376= 1,489 in 5 years.

The only comment necessary in regard to these figures is that the greatest increase in population has occurred in those Wards already overcrowded.

It is impossible to express these figures in rate terms, because the population in many of the Wards cannot be estimated owing to the fact that between the two last inter-censal periods the areas of the Wards have changed; and while some of the Wards are completely built up, building operations are active in others.

A comparison of the Birth-rates of the past 8 quinquennial periods shows a steady decline, as will be seen from the following.

Quinquennial period	1891-1895	..	29.50
"	"	1896-1900	.. 29.08
"	"	1901-1905	.. 28.72
"	"	1906-1910	.. 25.27
"	"	1911-1915	.. 21.80
"	"	1916-1920	.. 16.79
"	"	1921-1925	.. 16.19
"	"	1926-1930	.. 14.24

The Following table gives particulars of the
CENSUS POPULATIONS OF THE WARDS AND THE NUMBER
OF NEW HOUSES CERTIFIED FOR HABITATION
IN THE YEARS 1926 TO 1930.

Ward.	Census Popula- tion.	Rooms per Person at Census.	Number of New Houses built in					Total.
			1926	1927	1928	1929	1930	
New Brighton	8,422	1.34	12	4	6	—	—	22
Up. Brighton	7,174	1.43	4	6	—	—	—	10
North Liscard	6,686	1.48	6	11	11	5	2	35
South Liscard	6,755	1.27	3	—	8	13	18	42
N. Egremont	6,503	1.34	—	—	1	1	—	2
S. Egremont...	6,676	1.31	—	2	1	—	—	3
N. Seacombe	8,005	0.92	—	—	4	—	—	4
S. Seacombe	7,842	0.84	—	—	—	—	2	2
Somerville ...	7,295	1.15	104	186	91	—	—	381
Poulton	6,132	1.07	39	2	4	3	3	51
Marlowe	4,235	1.25	42	12	16	19	2	91
St. Hilary ...	5,800	1.39	88	78	46	18	11	241
Warren	5,105	1.84	42	50	40	13	24	169
Wallasey	4,179	1.27	15	5	5	8	63	96
*Leasowe	—	—	—	—	—	—	17	17
*Moreton	—	—	—	—	59	94	27	180
Totals	90,809	Av. 1.26	355	356	292	174	169	1,346

* As from April 1st, 1928.

DEATHS.

The number of deaths of people belonging to Wallasey in 1930, was 1,054 (566 males and 488 females), giving a death rate of 10.6 per 1,000 of estimated population, as against 11.8 in the previous year.

The number of deaths actually occurring within the Borough was 864, from which figure 47 outward transfers, that is, deaths of non-residents, require to be deducted. The number of inward transfers (i.e., Wallasey residents dying elsewhere) was 237, the nett total belonging to the Borough being, as just stated, 1,054.

Two of the deaths were of illegitimate children under 1 year, and one under 2 years. The number of illegitimate deaths in each of the past five years was

	1926	1927	1928	1929	1930	Total.
Under 1 year ..	1	8	1	4	2	16
Over 1 year	—	—	—	—	1	1
Total ..	1	8	1	4	3	17

Illegitimate rate per 1,000 Illegitimate Births	22	145.4	53.6	57.1	50.8
---	----	-------	------	------	------

Whereas the death rate of illegitimate children used to be many times higher than the death rate of legitimate children the above table shows that in Wallasey of late years the two rates approximate to one another. One can deduce from this that the Notification of Births Act and the establishment of Child Welfare Centres have had great influence in diminishing the illegitimate death rate.

Eighty-four Inquests were held during the year, 16 being on non-residents, and 68 on residents. 5 of these were on children under 1 year, and 3 were on children aged between 1 and 2 years.

There were 4 Inquests on illegitimate children.

PRINCIPAL CAUSES OF DEATH.

	1926	1927	1928	1929	1930	Totals.
Respiratory Diseases—						
Pneumonia	59	76	93	109	83	420
Bronchitis.....	56	80	53	66	35	290
Other R. D.	13	24	15	16	10	78
	128	180	161	191	128	788
Cancer	142	143	143	134	144	706
Heart Disease	117	178	185	196	236	912
Phthisis.....	63	55	69	72	50	339
Congenital Disease	29	37	27	33	39	165
Nephritis & Bright's Disease	51	36	50	50	40	227
Influenza	24	37	16	63	7	147
Violent Deaths	29	26	33	42	43	173
Other Tuberculous Diseases	14	15	8	17	12	66
Meningitis (not T.B.)	7	6	2	1	1	17
*Arterio Sclerosis.....	—	67	75	101	65	308
*Cerebral Hæmorrhage ...	—	56	89	78	49	272

* Figures not kept until 1927.

(Included in preceding Table, and including) — in Birkenhead Infirmary).

NAME	RESIDENCE	DATE
J. H. Smith	123 Main St.	1890
W. B. Jones	456 Oak St.	1891
T. C. Brown	789 Elm St.	1892
M. A. White	101 Pine St.	1893
R. L. Green	234 Cedar St.	1894
S. D. Black	567 Birch St.	1895
K. E. Gray	890 Spruce St.	1896
L. F. Hall	1122 Ash St.	1897
H. G. Young	1445 Willow St.	1898
J. K. King	1768 Maple St.	1899
P. M. Lee	2091 Poplar St.	1900
C. N. Scott	2414 Hickory St.	1901
D. O. Walker	2737 Chestnut St.	1902
E. P. Allen	3060 Walnut St.	1903
F. Q. Wright	3383 Elm St.	1904
G. R. Hill	3706 Oak St.	1905
I. S. Adams	4029 Pine St.	1906
J. T. Baker	4352 Cedar St.	1907
L. U. Campbell	4675 Birch St.	1908
M. V. Evans	5000 Spruce St.	1909
N. W. Fisher	5323 Ash St.	1910
O. X. Gibson	5646 Willow St.	1911
P. Y. Howell	5969 Maple St.	1912
Q. Z. Ingram	6292 Poplar St.	1913
R. A. Jackson	6615 Hickory St.	1914
S. B. Keller	6938 Chestnut St.	1915
T. C. Lewis	7261 Walnut St.	1916
U. D. Miller	7584 Elm St.	1917
V. E. Moore	7907 Oak St.	1918
W. F. Nelson	8230 Pine St.	1919
X. G. Owen	8553 Cedar St.	1920
Y. H. Parker	8876 Birch St.	1921
Z. I. Quinn	9200 Spruce St.	1922
A. J. Reed	9523 Ash St.	1923
B. K. Steward	9846 Willow St.	1924
C. L. Taylor	10169 Maple St.	1925
D. M. Thomas	10492 Poplar St.	1926
E. N. Turner	10815 Hickory St.	1927
F. O. Vance	11138 Chestnut St.	1928
G. P. Webb	11461 Walnut St.	1929
H. Q. West	11784 Elm St.	1930
I. R. White	12107 Oak St.	1931
J. S. Wright	12430 Pine St.	1932
K. T. Young	12753 Cedar St.	1933
L. U. Baker	13076 Birch St.	1934
M. V. Campbell	13400 Spruce St.	1935

DEATHS FROM ZYMOTIC DISEASES SINCE 1914.

Disease.	1914	1915	1916	1917	1918	1919	1920	1921	1922	1923	1924	1925	1926	1927	1928	1929	1930
Totals.	76	62	36	22	65	20	33	40	35	13	24	29	37	43	30	21	25
Smallpox	—	7	—	—	—	—	4	—	—	—	8	—	4	—	—	—	1
Measles	17	3	2	10	10	—	—	—	11	—	—	5	4	8	4	8	3
Scarlet Fever	4	15	—	—	7	5	—	3	2	—	1	1	1	2	1	—	—
Diphtheria and Croup ..	9	12	11	1	6	9	7	12	4	1	1	6	12	11	8	2	7
Whooping Cough	18	12	8	6	29	—	9	8	7	4	6	9	1	12	6	5	2
Fever (Typhoid)	1	3	3	1	1	—	2	1	1	1	1	—	—	1	3	—	—
Diarrhoea and Enteritis...	27	22	12	4	12	6	11	16	10	7	7	8	19	9	8	6	12
Rate per 1,000 of population	0.8	0.68	0.43	0.26	0.80	0.20	0.33	0.44	0.39	0.14	0.26	0.30	0.39	0.46	0.29	0.19	0.25

MATERNITY AND CHILD WELFARE WORK.

For Official Staff engaged in this work see page 5. In addition, voluntary workers attend each Session at New Street.

The Institutions concerned in this work are :—

(1) The Child Welfare Centre at New Street, open on two afternoons per week—Tuesdays and Fridays. A doctor is in attendance on each occasion.

(2) The Child Welfare Centre at Moreton open one afternoon per week (Thursday), when a doctor is in attendance.

(3) On the upper floor of New Street Child Welfare Centre there is provision for six resident babies, and there is also a large open-air balcony for their use when weather permits.

There is a room beneath the balcony where model garments for babies are on exhibition, where mothers are taught to cut and make similar articles, and where materials can be obtained at cheap rates. This Department is run entirely by voluntary workers.

(4) Ante-Natal Clinics are held at the New Street Child Welfare Centre one afternoon (Monday) per week, and one morning (Tuesday). A lady doctor is in attendance at each Clinic.

(5) Maternity Home at "Highfield," Mill Lane, 10 beds.

(6) Three beds for Convalescent Children at West Kirby.

(7) Beds for unmarried mothers at St. Faith's Home, Birkenhead, subsidized by this Local Authority.

ANTE-NATAL.

The Ante-natal Clinic was started in October, 1920. The Clinics were held once a fortnight only until 1924, when they were held twice a week. A Sewing Class is held weekly on one of the Ante-natal Clinic days. Midwives are encouraged at all times to send their cases to the Ante-Natal Clinic, and to attend with them. Many do so. The very great importance of Ante-natal work has become generally recognised both by the public and by the local medical practitioners. No cases are admitted to the Maternity Home unless they have attended the Ante-Natal Clinic or produced a certificate from a doctor that they are receiving Ante-natal care from him.

A Gynaecological Surgeon has been appointed for the Maternity Home, and his services are available whenever required. Cases discovered at the Ante-natal Clinic requiring medical attention, are referred for treatment to their own doctors or to the Hospital as may be necessary, and at the same time the Hospital or the doctor is notified of the condition of the patient referred. Occasionally it happens that cases do not go to their doctors and that doctors do not notify us in turn that they have taken charge of the patient. Of course, there is no power to compel a patient to visit a doctor, nor is there any obligation on the part of a doctor to communicate with the Local Authority, with the result that a case is sometimes missed, with unfortunate results. For example, a case with a

small pelvis was diagnosed at the Ante-natal Clinic; she did not go to her doctor as requested and she was lost sight of until she was admitted to Hospital for a Cesarean Section, an operation which could easily have been avoided by the induction of labour a month before full term.

ATTENDANCES AT THE ANTE-NATAL CLINIC.

Expectant Mothers.	1926	1927	1928	1929	1930
Expectant Mothers on the books at January 1st	247	259	432	404	407
New cases dealt with during the year	70	76	72	199	151
Attendances of Expectant Mothers.....	882	1,061	1,382	1,472	1,434
Names removed from books	241	263	385	372	403
Post-natal cases	10	—	—	—	5
First visits to homes of Expectant Mothers.....	434	463	492	439	563
Revisits to homes of Expectant Mothers.....	109	113	133	90	105
Expectant Mothers on books at December 31st	76	72	119	151	155

CHILD WELFARE WORK.

The only developments in Child Welfare work during the Quinquennium have been the establishment of a Child Welfare Centre in the newly added area, and the appointment of Dr. Gemmell as the Gynaecological specialist under the Puerperal Pyrexia Regulations and as Specialist Surgeon to "Highfield" Maternity Home.

Increased use has been made of the beds for resident babies at New Street Child Welfare Centre. These beds have again proved of very great value, not only in the saving of the lives of many infants, who would certainly have died if left at home with unskilled attention given often by a none too intelligent mother, but also in giving many more infants from unsatisfactory homes a real start in life.

Several infants have been admitted to enable their mothers to enter hospital for specialised treatment, and so forth, and who but for the Centre would have had no one to look after the infants while away from home.

The Institution has also proved exceedingly useful in the practical tuition of the mothers while their infants are in-patients.

On several occasions mothers who are breast feeding their infants, and whose milk supply has been failing, have been admitted, and as the result of their stay they have been able to breast feed them until full term.

Clinics are held two afternoons a week at New Street, and one afternoon at Moreton. The Assistant School Medical Officer attends these Clinics twice a week.

A Nutrition Clinic is held once a week at the Tuberculosis Dispensary, at which the parents are advised on various matters of vital importance affecting the health of their children, e.g., the importance of sufficient sleep, suitable articles of diet, proper mastication of food, nose breathing, daily evacuation of the bowels, and so on.

Mention should be made here of the Orthopædic Clinic which is held on the first Wednesday afternoon of every month at the School Clinic, Church Street. Dr. T. Hartley Martin, of Leasowe Children's Hospital, is the Orthopædic Surgeon, and he is assisted by a nurse skilled in orthopædic work, and a masseuse. The prospect of success in any medical or surgical treatment is greatly increased if the case comes under observation at an early stage. This is especially so in any disease of a crippling nature. Early treatment gives one the opportunity of preventing the gross deformities which formerly were so often seen. The three essentials for success in the prevention of crippling diseases are (1) early ascertainment; (2) prompt treatment, and (3) following up and after-care. Each of these three essentials obtains in Wallasey. Through visitation of the homes by Health Visitors, particularly in their visits to newly-born infants, and occasionally through the medical profession, we get early ascertainment of cases likely to result in deformity. Prompt and efficient treatment is assured by the holding of the clinic once a month, by the admission of cases to Leasowe Children's Hospital for small operations whenever necessary, and by fixing of appliances. The After-care of the children is provided by their attendance whenever necessary at the monthly clinics, visits to their homes by the Orthopædic Nurse, whose duty it is to see that their splints or appliances are in proper position and, what is very important, are adjusted as the children grow, and also by the services of a Masseuse.

We are fortunate in Wallasey in having Leasowe Children's Hospital within our boundaries. This fact has enabled us to formulate a complete scheme, and I do not think it is an idle boast to say there is no more complete scheme in the country.

Owing to the extension of the boundaries in 1928 two additional Health Visitors have been appointed. These officials combine the duties of School Nurse and Child Welfare Nurse, and attend both the Child Welfare and Minor Ailments Clinics. One of the Nurses at Moreton, who is a qualified midwife, also acts as Inspector of Midwives.

Children between 1 and 5 are supervised by the Health Visitors at their homes, and, according to circumstances, are referred by them direct to the various Clinics, or to the Child Welfare Centre, where they are medically examined and put in the way of obtaining suitable treatment. The Medical Officer of Health takes one Child Welfare Clinic, and the Assistant School Medical Officer two Clinics

weekly. The School Medical Officer, therefore, sees many children as entrants into the schools whom he has seen at the Child Welfare Centre. This is advantageous. Children found ill-nourished are referred to the Nutrition Clinic, those with crippling defects, or threatened therewith, to the Orthopædic Clinic.

Children convalescing after illness are sent to the Convalescent Home at West Kirby. Children suspected of Tuberculosis are referred to the Tuberculosis Officer. The Medical Officer is the connecting link, and there is complete co-ordination between all the Municipal medical activities.

The following tables give detailed particulars of the work done in each of the five years.

ATTENDANCES AT THE CHILD WELFARE CLINICS.

Infants.	1926	1927	1928 (a)	1929	1930
Infants on the books at January 1st	2,648	2,633	2,575	2,520	2,524
New cases dealt with during the year	498	417	471	436	573
Percentage of total births attending	34.2	32.9	33.3	31.1	29.6
Attendances of Infants during the year	5,670	4,597	4,720	4,623	5,948
*Visits to homes of infants attending the Centre					
(a) Ordinary	a 473	a 398	389	a 356	a 342
(b) Special	106	99	124	106	265
Infants on the books at December 31st	2,633	2,575	2,520	2,524	2,715
*The actual number of visits and re-visits paid to ALL infants, whether attending the centre or not	6,232	6,275	7,445	8,106	9,338

(a) Includes added areas.

VISITS *re* CHILD WELFARE.

First visits <i>re</i> registered births	1,048
Re-visits ,, ,,	5,600
Visits <i>re</i> still-births	22
,, Ophthalmia cases	175
,, puerperal cases	11
Visits to Maternity Centre	518
First visits to homes <i>re</i> expectant mothers	563
Re-visits ,, ,, ,,	105
Visits to homes <i>re</i> infants attending the Centre	*800
Visits <i>re</i> infant deaths	31
Visits to all children, 1 to 5 years	2,725

** Included in figures above re Registered Births.*

Visits <i>re</i> cases of Diarrhoea	36	} 725
,, Measles	125	
,, Whooping Cough	150	
,, Mumps	16	
,, Chicken Pox	275	
,, other minor Inf. Diseases	123	
References to Education Authority	350	
Enquiry visits	562	
References to Relieving Officer	38	
,, N.S.P.C.C.	2	

Work has been carried on in the permanent premises, New Street, Seacombe, since January, 1919. A description of the Centre, with particulars as to the staffing, was given in 1919 Report. It is not, therefore, necessary to repeat these in the present Report.

ADMISSIONS, DISCHARGES, Etc.

The following figures show details with regard to the Cases Admitted to New Street Centre in the past five years.

	1926	1927	1928	1929	1930	Totals for Quinquennium.
1. Number remaining in on January 1st each year ...	5	5	5	5	5	—
2. Number admitted to December 31st, each year (including re-admissions) ...	24	15	36*	34*	24	133
	29	20	41	39	29	—
3. Number discharged to December 31st ...	22	13	34	34	23	126
4. Number died to December 31st ...	2	2	2	—	1	7
5. Number remaining in on December 31st ...	5	5	5	5	5	—
Average duration of stay of discharged cases ...	59 days	40 days	45 days	46 days	60 days	50 days
Average duration of stay of fatal cases ...	26 ..	17 ..	22 ..	12 hours	14 ..	16 ..
Reasons for Admissions.						
1. Mother's Health ...	2	5	6	7	8	27
2. Prematurity ...	2	1	2	3	2	9
3. Malnutrition ...	19	9	24	22	6	80
4. Congenital Heart ...	1	—	—	2	—	3
5. Re-establishment of breast feeding ...	—	—	4	2	—	6
6. Other ...	—	—	—	—	8	8
	1926	1927	1928	1929	1930	Totals for Quinquennium.
Number of cases discharged—						
(a) In good health ...	18	12	31	30	17	108
(b) Improved in health ...	3	1	3	2	5	14
(c) No Improvement ...	1	—	—	2	1	4
(d) To Other Institutions ...	—	—	—	—	—	—
(e) Fatal ...	2	2	2	—	1	7
	24	15	36	34	24	133
Number remaining at December 31st ...	5	5	5	5	5	—
	29	20	41	39	29	—
Causes of death, and period of residence in						
Centre ...	1 Premat'ry Heart.	1 Malnutrition 2 Pyloric Stenosis.	Premature 1 (5 days) 1 (12 hours)	—	Marasmus	—
Number of cases of Infectious disease—						
(a) Whooping Cough ...	—	—	—	—	—	—
(b) Epidemic Diarrhoea ...	—	—	—	—	—	—
Number of cases discharged on account of illness ...	1 Mentally Defective & Malnutrition Subsequently died in Tranmere.	—	—	—	1 Cleft Palate and Hare Lip. Transferred to Myrtle Street Children's Hospital.	—

* 4 Nursing Mothers were also admitted in 1928 for re-establishment of breast feeding.

2 Nursing Mothers were also admitted in 1929 for re-establishment of breast feeding.

THE UNIVERSITY OF CHICAGO
 DEPARTMENT OF CHEMISTRY
 5700 S. DICKINSON AVE.
 CHICAGO, ILL. 60637

DATE	TIME	TEMP.	WIND	WAVE	SEA	WIND	WAVE	SEA
1	10:00	65	10	10	10	10	10	10
2	11:00	65	10	10	10	10	10	10
3	12:00	65	10	10	10	10	10	10
4	13:00	65	10	10	10	10	10	10
5	14:00	65	10	10	10	10	10	10
6	15:00	65	10	10	10	10	10	10
7	16:00	65	10	10	10	10	10	10
8	17:00	65	10	10	10	10	10	10
9	18:00	65	10	10	10	10	10	10
10	19:00	65	10	10	10	10	10	10
11	20:00	65	10	10	10	10	10	10
12	21:00	65	10	10	10	10	10	10
13	22:00	65	10	10	10	10	10	10
14	23:00	65	10	10	10	10	10	10
15	00:00	65	10	10	10	10	10	10
16	01:00	65	10	10	10	10	10	10
17	02:00	65	10	10	10	10	10	10
18	03:00	65	10	10	10	10	10	10
19	04:00	65	10	10	10	10	10	10
20	05:00	65	10	10	10	10	10	10
21	06:00	65	10	10	10	10	10	10
22	07:00	65	10	10	10	10	10	10
23	08:00	65	10	10	10	10	10	10
24	09:00	65	10	10	10	10	10	10

DATE	TIME	TEMP.	WIND	WAVE	SEA	WIND	WAVE	SEA
1	10:00	65	10	10	10	10	10	10
2	11:00	65	10	10	10	10	10	10
3	12:00	65	10	10	10	10	10	10
4	13:00	65	10	10	10	10	10	10
5	14:00	65	10	10	10	10	10	10
6	15:00	65	10	10	10	10	10	10
7	16:00	65	10	10	10	10	10	10
8	17:00	65	10	10	10	10	10	10
9	18:00	65	10	10	10	10	10	10
10	19:00	65	10	10	10	10	10	10
11	20:00	65	10	10	10	10	10	10
12	21:00	65	10	10	10	10	10	10
13	22:00	65	10	10	10	10	10	10
14	23:00	65	10	10	10	10	10	10
15	00:00	65	10	10	10	10	10	10
16	01:00	65	10	10	10	10	10	10
17	02:00	65	10	10	10	10	10	10
18	03:00	65	10	10	10	10	10	10
19	04:00	65	10	10	10	10	10	10
20	05:00	65	10	10	10	10	10	10
21	06:00	65	10	10	10	10	10	10
22	07:00	65	10	10	10	10	10	10
23	08:00	65	10	10	10	10	10	10
24	09:00	65	10	10	10	10	10	10

THE UNIVERSITY OF CHICAGO
 DEPARTMENT OF CHEMISTRY
 5700 S. DICKINSON AVE.
 CHICAGO, ILL. 60637

DISTRIBUTION OF DRIED MILK.

Dried Milk, in one pound cartons, is given free to infants when the family income per head, after deducting rent, falls below a limit fixed by scale. Particulars of these distributions in the past five years are as under :—

FREE DRIED MILK.

	1926	1927	1928	1929	1930
Number of packets of Dried Milk givenlbs.	3,339	2,643	2,799	4,742	5,040
To number of infants under one year	96	102	104	137	151
To number of infants over one year	—	—	—	2	1
To number of expectant mothers	33	2	8	4	2
To number of nursing mothers	59	26	26	40	59
At cost of	£251/3/6	£198/4/6	£209/8/6	£355/13/0	£378/0/0

MILK SOLD.

	1926	1927	1928	1929	1930
Number of packets of Dried Milk soldlbs.	7,496	6,705	5,417	5,635	7,625
Realising... ..	£562/4/0	£502/17/6	£391/14	£422/11/6	£571/16/6

DISTRIBUTION

	1926	1927	1928	1929	1930
Average weekly distribution of Dried Milk—packets ...	208 lbs.	180 lbs.	158 lbs.	172 lbs.	243 lbs.

“ HIGHFIELD ” MATERNITY HOME.

Successful from the start this Home has become increasingly popular, and every year there have been more applications for admission than can be accommodated. Many mothers have been admitted in the second and even third pregnancy. Every effort is made during the time the mother is in the Home to see that she is

properly instructed in the management of her child. She is taught how to wash it, how to handle it, and how to feed it. Infants are taken away from their mothers for the whole of the night and so are trained in proper habits of sleep before they leave the Institution. This, of course, is a very great help to the mother. Unfortunately the lessons taught in the Home are frequently forgotten when the mother goes home, although in justice, it must be admitted that the lapse into bad habits on the part of the mother and/or child are occasionally due to bad housing conditions. For example: a baby cries during the night in a sublet house; the mother often feeds it to escape the criticism, or even worse, of the other inhabitants of the house, and thus a bad habit is gradually established.

In the table which follows it will be noted that in the five years 1,011 mothers have been confined in the Home, and there has not been a single death of the mother. There have been two cases only of Puerperal Fever, 7 of Puerperal Pyrexia, and one only in which the baby was not entirely breast fed while in the Institution. These are facts worthy of note.

MILK SALES

Year	1911	1912	1913	1914	1915
Total	1,011	1,011	1,011	1,011	1,011
Infants	1,011	1,011	1,011	1,011	1,011
Mothers	1,011	1,011	1,011	1,011	1,011

DISTRIBUTION

Year	1911	1912	1913	1914	1915
Total	1,011	1,011	1,011	1,011	1,011
Infants	1,011	1,011	1,011	1,011	1,011
Mothers	1,011	1,011	1,011	1,011	1,011

"HIGHFIELD" MATERNITY HOME

Highfield Maternity Home has been established since the year 1911. It is a small, comfortable, and well-ventilated building, situated in a quiet, suburban area. The Home is managed by a qualified midwife, and is open to all women who are unable to receive their children at home. The Home is equipped with all the latest appliances, and the mothers are attended by a qualified midwife. The Home is a very popular institution, and many women have been benefited by its services.

	1926	1927	1928	1929	1930
1. No. in Home on January 1st	5	5	5	13	9
2. No. of Cases admitted	194	203	200	204	210
3. Average duration of stay (days)	14	14	14	14	14
4. No. of cases delivered by—					
(a) Midwives	125	115	120	118	140
(b) Doctors	69	88	80	86	70
5. No. of cases in which medical help was sought by the Midwife, with reasons for requiring assistance —					
(a) Ante-natal	Nil.	2 (Albuminuria)	Nil.	Nil.	Nil.
(b) During labour	5 delayed labour 2 do. 2 Mal-presentation	4 delayed labour 2 Ante-partum haemorrhage 3 Breech 9 delayed labour 1 adherent placenta 1 hydramnios 1 mal-presentation	3 breech 9 delayed labour	3 delayed labour 1 breech 3 adherent placenta	1 obstructed labour 1 Eclampsia 1 Accidental haemorrhage 6 delayed labour 1 Breech 1 Placenta (primipara) 1 twins 3 delayed labour 1 breech 13 adherent placenta
(c) After labour, stating separately number of ruptured perineums which required suture	8 post partum haemorrhage 14	16 Torn perineum 1 Ruptured perineum 3 post partum haemorrhage 1 inflamed breast 2 rise of temperature 6 post partum haemorrhage 1 Mastitis	13 ruptured perineum 3 post partum haemorrhage 1 inflamed breast 2 rise of temperature 1 inflamed breast	24 ruptured perineum	21 Lacerated perineum 1 Aching Fits 3 Adherent placenta
(d) For infant	2 Feeble infants 2 discharging eye	1 jaundice 1 feeble infant 2 discharging eyes 1 asphyxia 1 ophthalmia 1 discharging eye 1 Mastitis 4 feeble infants	1 ophthalmia 1 discharging eye 1 mastitis 4 feeble infant	3 feeble infants	1 discharging eye 4 feeble infants
6. No. of cases notified as—					
(a) Puerperal fever, and	Nil.	1	1	Nil.	Nil.
(b) Puerperal pyrexia (i.e., rise of temperature to 100.4° F. for 24 hours, or its recurrence within that period), with result of treatment in each case	1 Mastitis 1 Phlegmasia alba dolens (cured)	1 Mastitis (cured)	2 (cured)	2 (cured)	Nil.
7. No. of cases of pemphigus neonatorum	Nil.	Nil.	Nil.	Nil.	Nil.
8. No. of cases notified as ophthalmia neonatorum, with result of treatment in each case	Nil.	Nil.	1 (cured)	Nil.	1 (cured)
9. No. of cases of inflammation of the eyes, however slight	2	2	1	1	1
10. No. of infants not entirely breast-fed while in the Institution, with reasons why they were not breast-fed	Nil.	Nil.	Nil.	1 (mother eclamptic)	Nil.
11. No. of Maternal deaths, with causes	Nil.	Nil.	Nil.	Nil.	Nil.
12. No. of foetal death and their causes—					
(a) Stillborn	4	5	6	4	5
(b) within 10 days after birth	1 died 6 hours after birth (cause not known) 2 premature (6 & 7 months) 1 albuminuria	1 jaundice 1 premature	1 premature congenital heart 1 pyloric stenosis	3 feeble infants	2 premature (2 days) 1 Convulsions (3 days) 1 Albuminuria (3 days)
(Results of post mortem exams).	No P.M.'S	—	—	—	—

CHILDREN'S BEDS IN INSTITUTIONS.

The Corporation have 3 beds at West Kirby Convalescent Home for children between the ages of 3 to 15 years (girls), and 3 to 12 years (boys).

During the quinquennium cases have been referred to Institutions as under :—

CHILDREN BETWEEN ONE AND FIVE YEARS REFERRED TO OR ADMITTED INTO INSTITUTIONS ON THE REPORTS OF HEALTH VISITORS.

	1926	1927	1928	1929	1930	Totals.
Victoria Central Hospital—						
In-patients	—	1	—	—	—	1
Out-patients... ..	—	—	—	2	14	16
Royal Infirmary	—	—	—	11	—	11
St. Paul's Eye and Ear Infirmary, Liverpool	—	1	1	—	3	5
Dental Clinic (School)	—	—	1	2	123	126
V.D. Centre	4	—	—	1	—	5
Leasowe Children's Hospital	6	5	14	—	—	25
Convalescent Home, W. Kirby						
Under 5 years	2	1	2	1	3	9
Over 5 years	13	32	18	20	20	103
Tranmere Infirmary	1	1	—	3	—	5
Orthopaedic Clinic	—	—	7	4	76	87
Own Doctor	—	—	—	28	31	59
Myrtle Street Hospital	—	—	—	—	1	1

MOTHERS REFERRED TO INSTITUTIONS BY HEALTH VISITORS.

	1926	1927	1928	1929	1930	Totals.
Royal Infirmary, Liverpool	—	—	—	11	8	19
Dental Clinic	—	9	14	15	53	91
V.D. Clinic	—	8	2	10	11	31
Victoria Central Hospital	—	1	—	—	16	17
Highfield Maternity Home	—	4	—	—	2	6
To own Doctor	—	—	21	3	41	65
St. Faith's Home	—	—	—	2	2	4
Tranmere Infirmary	—	—	—	6	5	11
To own Midwives	—	—	—	—	10	10
To Dr. Gemmell	—	—	—	—	17	17
Relieving Officer	—	—	—	—	5	5

MIDWIVES' ACT.**SUMMARY OF WORK DONE UNDER THE MIDWIVES' ACT.**

The number of Midwives practising in the Borough is 41, 4 of whom are untrained. None are illiterate. Their registers (which are, on the whole, well kept) and their bags are regularly inspected by a Health Visitor who possesses the C.M.B. Qualification.

The total number of cases attended by these Midwives during the year was 475.

Routine visits paid to Midwives' houses, Inspection of bags, &c.	227
Special visits Do.	44
Enquiries re :—	
Intention to Practise	7
Change of Address	5
Total visits paid under Midwives' Act.	278

No arrangement exists in Wallasey for the employment of Midwives by the Local Authority. Under certain strict conditions their fees may be paid, providing full particulars of the case are supplied well in advance and the case is found, on enquiry, to be one in which the Local Authority would be justified in making payment.

Under the Rules of the Central Midwives' Board (E. 18) the following notifications have been received :—

	<i>Wallasey Moreton</i>		<i>Totals</i>
Records of sending for medical help (see Table below)	26	47	143
Notifications of Still-Births	12	12	24
Notifications of Laying out Dead	1	—	1
Notifications of Artificial feeding	1	—	1
Deaths of Children before attendance of a Medical Practitioner	2	—	2
Cases of Puerperal Fever attended by Midwives	—	—	—
Cases of other Infectious Disease notified by Midwives	—	—	—

The following is a list of the causes for which Medical help was sought in the 143 cases mentioned above :—

	Wallasey.	Moreton.	Total.
Feebleness of infant	6	6	12
Protracted labour	21	3	24
Retained placenta	—	3	3
Instrumental Aid	6	2	8
Prematurity	4	—	4
Post-partum Haemorrhage	3	1	4
Ante-partum Haemorrhage	5	1	6
Laceration of Perineum	30	12	42
Albuminuria	—	—	—
Placenta Praevia	—	—	—
Inflamed Eyelids	6	4	10
Abnormal Presentation	11	2	13
Rise of Temperature	2	1	3
Abortion	—	—	—
Uterine Inertia	2	2	4
General Weakness	—	1	1
Various other causes	—	9	9
	<hr/> 96	<hr/> 47	<hr/> 143

Under Section 8 of the Midwives' Act, the Central Midwives' Board is to be advised of the death, and change of name or address of any Midwife.

Changes have been notified during the year in respect to :—

Name	0
Address	5
Notice of intention to cease practice	0
Removal from District	1

The number of births in Wallasey is about 1,400 per annum, of which about 60 per cent. are attended by midwives, say roughly 850. To do this work there are 41 midwives. Obviously there is not enough work to support this number. As a matter of fact the work is confined, to a very large extent, to some half dozen of the midwives. In some parts of England there is a great scarcity of midwives. In Wallasey there are too many for each to earn the bare necessities of life, let alone a decent livelihood.

There is great need for organisation in the midwifery service. Midwives have never attained the position in this country

which their responsibilities should command. They have been looked upon, not only by the public but by their nursing colleagues, as of inferior status and as carrying on an inferior kind of practice. No nurse, wheresoever she may have been trained, or however capable she thinks she is, has anything approaching the responsibility of a midwife when attending a woman in childbirth, not are there the same demands upon her for nicety of judgment, promptness of action and coolness in emergency as in the case of a midwife. In my opinion the midwife ought to be the highest rank of the nursing profession; it ought to be the goal to which ambitious nurses should seek to attain. The practice of midwifery by midwives will never take its rightful place until some scheme is evolved whereby the efficient midwife is properly remunerated for the valuable and exceedingly responsible work which she day to day performs. The responsibilities of the midwife are concerned not only with the care of the mother, but in the equally important work of seeing that no harm, so far as can be prevented, is done to the child during the birth, and afterwards that the mother is properly instructed in all that appertains to the welfare of the child.

PUERPERAL FEVER.

NOTIFICATIONS.

Year.	No.	No. Fatal.	English Mortality Rate per 1,000 population
1926	1	1	.028
1927	1	1	.026
1928	1	1	.030
1929	2	1	.029
1930	2	—	Not known

One case in 1928, one in 1929, and 2 in 1930 were removed to Institutions, viz., one each to Tranmere Infirmary, Victoria Central Hospital, Wallasey Cottage Hospital and Mill Lane Hospital.

OPHTHALMIA NEONATORUM.

Two of the Health Visitors have received special instruction at St. Paul's Eye Hospital, Liverpool in the douching of eyes of children suffering from Ophthalmia Neonatorum. The home cases notified were treated by them under the superintendence of the doctor. All the cases recovered without injury to the eyes.

Year.	No.	Notifications		No. treated at		Visits for Douching Purposes.
		By Doctors.	By Midwives	Home.	Hospital.	
1926	4	3	1	4	—	79
1927	3	2	1	2	1	14
1928	7	7	—	2	5	29
1929	3	3	—	3	—	75
1930	8	8	—	8	—	174

INFANTILE MORTALITY.

As will be seen by a perusal of the accompanying tables there is a marked improvement in recent years not only in respect to the interest taken in, but also in the knowledge displayed in the rearing of children, to whatever this may be due. That is a fact, but it is also a fact that there still remains in the mass a large number of people who are indifferent and careless as to the fate of their children. Children are procreated without any thought as to how, when born, they are to be fed, clothed or trained. When they arrive they are looked upon by some parents as a nuisance, sadly interfering with their freedom.

Many instances have come under my personal observation at the Child Welfare Clinic of people marrying on the "Dole," and the children having to be provided with dried milk free. In some instances I have had no fewer than three or even four successive infants in the same family who have been fed with dried milk obtained free at the Centre, the fathers never having worked in the meantime.

Another instance which came under my notice was that of an old man aged about 60 marrying a girl of 20. Four children were born. All received free milk. The father could not or did not work.

INFANT MORTALITY IN THE WARDS.

Ward No.	NUMBER OF BIRTHS.					NUMBER OF INFANT DEATHS.						Infant Mortality Rates Per 1,000 Births.					Av. Rates for 5 yrs.	
	1926	1927	1928	1829	1930	Totals	1926	1927	1928	1929	1930	Totals.	1926	1927	1928	1929		1930
1	83	77	79	82	74	395	5	6	3	6	8	28	60.2	77.9	37.9	73.2	108.1	71.4
2	78	77	68	85	65	373	5	4	2	3	2	16	64.1	51.7	29.4	35.5	30.7	42.3
3	90	72	54	58	54	338	3	4	2	3	4	16	33.3	55.5	37.0	51.7	74.0	50.3
4	89	87	85	91	86	428	3	2	1	4	8	17	33.7	27.8	—	43.9	93.0	39.6
5	103	78	84	79	82	426	7	1	—	1	2	11	67.9	12.8	—	12.8	24.3	23.7
6	121	97	89	74	100	461	7	4	4	1	2	18	57.9	41.2	44.9	13.5	20.0	35.3
7	186	135	140	128	135	724	16	9	2	7	6	40	86.0	66.6	14.2	54.6	44.4	53.1
8	145	146	131	119	102	643	14	10	5	7	9	45	96.5	68.5	38.1	58.6	88.2	69.9
9	137	120	148	67	148	620	8	12	5	4	7	36	58.3	100.0	33.7	59.7	47.6	59.6
10	154	147	150	138	127	716	8	11	14	11	4	48	51.9	74.8	93.3	79.7	31.5	66.2
11	100	74	80	79	77	410	4	5	2	2	4	17	40.0	67.5	25.0	25.3	51.9	41.9
12	69	72	74	97	80	392	1	3	2	4	6	16	14.4	21.6	27.0	41.2	75.0	35.8
13	44	32	37	46	39	198	1	2	2	2	2	9	22.7	62.5	54.0	43.5	51.4	46.8
14	69	52	66	52	58	297	5	4	2	1	1	13	72.4	76.9	30.3	19.2	17.2	43.2
15	—	—	47	85	65	197	—	—	4	9	5	18	—	—	From Ap.1st	105.9	76.9	Av. on 2½ yrs.
16	—	—	79	120	120	319	—	—	7	5	6	18	—	—	85.1	41.7	97.4	65.5
Adjusted on R.G's Figures.	1,453	1,266	1,411	1,400	1,412	6,937	87	77	56	70	76	366	59	60.7	39	50.0	53.8	52.5

I have known people, both men and women, affected with Tuberculosis of the lungs in an active state, to marry.

Two instances of boys, one aged 18, the other 19 years, who married while on the "Dole," are worthy of note. In the first instance the boy, for he was nothing but a boy was sent to Borstal for some offence. In the second the father disappeared. In both instances the children of the marriages were fed with free milk.

I have met not a few instances of high grade mentally defective men and women marrying and producing children. Whatever risk there may be of their children being mentally defective, the homes of such people are invariably kept in an unsatisfactory condition and their children bring themselves up. In other words there is no proper parental supervision and control.

Under present economical conditions surely some means can be found for preventing these offences against society, for if sane persons are so indifferent as to the health, the happiness, the comfort of those whom they are responsible for bringing into the world, and if they throw responsibilities, which should be their own, on to the community, they are, to my mind, guilty of a more serious offence than that committed by a hungry man who steals a loaf from a baker's shop. There are people, and not a few in number, who expect that they and their families will be fed by the community and housed by the community, while they themselves make no real effort to ward off or make lighter, misfortunes which threaten to overtake, or indeed have overtaken them, e.g., quite recently an applicant for a Corporation house confessed to me that he had had four children in five years and that he had been out of work practically the whole time.

Wallasey has the distinction of having one of the lowest rates of Infant Mortality amongst the 107 great towns. The average rate for the last five years was 52 per one thousand births.

Epidemic Diarrhoea has been wiped out as one of the chief causes of Infant Mortality. The two chief causes now are Premature Birth and Respiratory Diseases.

A perusal of the table will also show that the deaths due to what is known as atrophy and debility, probably largely due to bad feeding and ignorance, have greatly decreased in the last few years.

DEATHS UNDER ONE YEAR.

The deaths of children under one year in the four quarters were as follows :—

Quarter	1926	1927	1928	1929	1930
First	19	26	9	28	20
Second	20	18	15	10	26
Third	17	17	11	13	15
Fourth	31	16	21	19	15
Totals	87	77	56	70	76

Year.	No of Deaths of Infants under one year.	Per cent. of Total Deaths.	Rate of Infant Mortality per 1,000 Births.	Deaths of Children under 5 Years.
1915	143	12.8	80	203
1916	128	12.5	72	186
1917	98	9.4	67	166
1918	123	10.5	84	214
1919	108	10.0	75	168
1920	130	13.3	68	169
1921	98	10.0	59	141
1922	98	8.8	61	152
1923	83	8.3	58	116
1924	79	7.7	56	111
1925	78	7.5	60	125
1926	87	8.3	59	127
1927	77	7.8	60	109
1928	56	5.0	39	112
1929	70	5.7	50	107
1930	76	7.2	53	101

EPIDEMIC DIARRHOEA.

The number of Deaths from "Diarrhoea" and "Enteritis" during the quinquennium are :—

Year.	Under 1 year.	Under 2 years.	No. in each Quarter of the year.				Includes Inward Transfers.
			1st	2nd	3rd	4th	
1926	14	5	1	6	7	5	7
1927	4	—	1	1	1	1	1
1928	4	—	—	1	2	1	2
1929	3	—	2	—	—	1	—
1930	8	1	3	1	4	1	5

Three of these deaths were in the added areas. The conditions prevailing in portions of the added areas, caravans and no sewerage, are conducive to such diseases.

**INFANT MORTALITY IN WALLASEY COMPARED WITH
INFANT MORTALITY RATES FOR ENGLAND AND WALES
SINCE 1904.**

Year.	Number of		Infant Mortality Rate per 1,000 births.	England and Wales Rate per 1,000 births.
	Births.	Infant Deaths.		
1904	1,678	265	157	145
1905	1,657	163	98	128
1906	1,716	201	117	132
1907	1,763	179	101	118
1908	1,738	176	101	120
1909	1,838	148	80	109
1910	1,724	149	86	105
1911	1,752	190	109	130
1912	1,791	138	77	95
1913	1,863	150	80	108
1914	1,842	167	90	105
1915	1,774	143	80	110
1916	1,768	128	72	91
1917	1,448	98	67	96
1918	1,457	123	84	97
1919	1,422	108	75	89
1920	1,886	130	68	80
1921	1,640	98	59	83
1922	1,591	98	61	77
1923	1,430	83	58	69
1924	1,409	79	56	75
1925	1,289	78	60	75
1926	1,453	87	59	70
1927	1,266	77	60	70
1928	1,411	56	39	65
1929	1,400	70	50	74
1930	1,412	76	53	Not known

Comparing the first year of the above table with the last the number of infant deaths, 265, has fallen to 76, or expressed as an Infant Mortality rate has fallen from 157 to 53, that is three times less. Had the 1904 rate been maintained in 1930, the infant deaths would have totalled 221 instead of 76 actual deaths. That is, there would have been 145 more deaths. In other words there has been a saving of that number of lives.

I presume some capital value can be attached to a life. Some have put it as high as £1,000, others as low as £300, but taken at the lowest figure the saving of life expressed in cash is £43,500 in one year. It must be remembered moreover that the survivors in the majority of instances are healthy children, because the number of deaths between the ages of 0—5 have decreased *pari passu* with the decrease in the ages of deaths 0—1.

INFANT MORTALITY IN WALLASEY DURING THE QUINQUENNium 1926—1930.
NETT DEATHS FROM STATED CAUSES IN WEEKS AND MONTHS UNDER ONE YEAR OF AGE.

CAUSES OF DEATH.	Under 1 Week.	1—2 Weeks.	2—3 Weeks.	3—4 Weeks.	Total under 1 month.					Quinquennium. 4 Weeks and under 3 months.	3—6 months.	6—9 months.	9—12 months.	Total Deaths under 1 year.					Quinquennium.	
					1926	1927	1928	1929	1930					1926	1927	1928	1929	1930		
All causes—Certified Uncertified	130 1	21 —	11 —	12 —	38	36	27	34 1	39	174 1	78 1	44 1	42	25 —	87	77	56	68 2	75 1	363 3
Small-pox	—	—	—	—	—	—	—	—	—	—	—	—	—	—	—	—	—	—	—	—
Chicken-pox	—	—	—	—	—	—	—	—	—	—	—	—	—	—	—	—	—	—	—	—
Measles.....	1	—	—	—	—	1	—	—	—	1	—	2	1	2	2	2	—	1	1	6
Scarlet Fever	—	—	—	—	—	—	—	—	—	—	—	—	—	—	—	—	—	—	—	—
Whooping Cough	—	—	—	—	—	—	—	—	—	—	3	1	4	3	—	6	—	3	2	11
Diphtheria & Croup	—	—	—	—	—	—	—	—	—	—	—	—	—	—	—	—	—	—	—	—
Influenza	—	—	—	—	—	—	—	—	—	—	2	—	1	—	2	—	—	1	—	3
Erysipelas	—	—	—	—	—	—	—	—	—	—	—	—	—	—	—	—	—	—	—	—
Tuberculosis Meningitis	—	—	—	—	—	—	—	—	—	—	—	1	—	1	2	1	—	—	—	3
Abdom'l Tuberculosis	—	—	—	—	—	—	—	—	—	—	—	—	—	—	—	—	—	—	—	—
Other Tuberculous Diseases	—	—	—	—	—	—	—	—	—	—	—	—	—	1	—	1	—	—	—	1
Meningitis (not Tubercu- lous)	—	—	—	—	—	—	—	—	—	—	3	1	1	2	2	1	2	1	1	7
Convulsions	10	3	2	—	2	1	4	2	6	15	5	3	5	1	2	4	9	5	9	29
Laryngitis	—	—	—	—	—	—	—	—	—	—	—	—	—	—	—	—	—	—	—	—
Bronchitis	—	—	—	—	—	—	—	—	—	—	9	1	1	3	5	4	2	2	1	14
Pneumonia (all forms)	2	2	3	2	1	3	2	3	—	9	10	13	12	8	8	9	10	14	11	52
Diarrhoea	—	1	—	—	—	—	—	—	—	1	1	—	1	—	1	—	1	—	1	3
Enteritis	—	—	—	—	—	—	—	—	—	1	1	4	6	2	1	2	1	3	7	14
Gastritis	1	—	—	—	—	1	—	—	—	1	6	1	3	—	7	2	2	—	—	11
Syphilis	1	1	—	—	—	1	—	1	—	2	—	—	—	—	1	—	—	1	—	2
Rickets.....	—	—	—	—	—	—	—	—	—	—	—	—	—	—	—	—	—	—	—	—
Suffocation, Overlying	8	—	—	—	4	1	—	—	3	8	2	—	—	—	5	1	—	—	4	10
Injury at birth	7	—	1	—	4	3	1	—	—	8	—	—	—	—	4	4	1	—	—	9
Atelectasis	4	1	—	—	1	—	—	1	3	5	1	—	1	—	1	—	—	1	4	6
Congenital Malformations.....	16	1	1	1	4	3	2	2	8	19	5	4	2	1	5	7	3	5	11	31
Premature Birth.....	59	7	2	4	13	13	12	18	16	72	5	1	—	—	15	14	12	20	17	78
Atrophy, Debility, Marasmus	7	1	1	4	4	2	—	7	—	13	8	6	2	1	8	6	2	11	3	30
Other Causes	15	3	1	1	5	7	6	1	1	20	15	5	5	1	16	13	11	2	4	46
Totals	131	21	11	12	38	36	27	35	39	175	79	45	42	25	87	77	56	70	76	366

THE NEW YORK PUBLIC LIBRARY ASTOR LENOX TILDEN FOUNDATION

TABLE OF CONTENTS			
Page	Page	Page	Page
1	1	1	1
2	2	2	2
3	3	3	3
4	4	4	4
5	5	5	5
6	6	6	6
7	7	7	7
8	8	8	8
9	9	9	9
10	10	10	10
11	11	11	11
12	12	12	12
13	13	13	13
14	14	14	14
15	15	15	15
16	16	16	16
17	17	17	17
18	18	18	18
19	19	19	19
20	20	20	20
21	21	21	21
22	22	22	22
23	23	23	23
24	24	24	24
25	25	25	25
26	26	26	26
27	27	27	27
28	28	28	28
29	29	29	29
30	30	30	30
31	31	31	31
32	32	32	32
33	33	33	33
34	34	34	34
35	35	35	35
36	36	36	36
37	37	37	37
38	38	38	38
39	39	39	39
40	40	40	40
41	41	41	41
42	42	42	42
43	43	43	43
44	44	44	44
45	45	45	45
46	46	46	46
47	47	47	47
48	48	48	48
49	49	49	49
50	50	50	50
51	51	51	51
52	52	52	52
53	53	53	53
54	54	54	54
55	55	55	55
56	56	56	56
57	57	57	57
58	58	58	58
59	59	59	59
60	60	60	60
61	61	61	61
62	62	62	62
63	63	63	63
64	64	64	64
65	65	65	65
66	66	66	66
67	67	67	67
68	68	68	68
69	69	69	69
70	70	70	70
71	71	71	71
72	72	72	72
73	73	73	73
74	74	74	74
75	75	75	75
76	76	76	76
77	77	77	77
78	78	78	78
79	79	79	79
80	80	80	80
81	81	81	81
82	82	82	82
83	83	83	83
84	84	84	84
85	85	85	85
86	86	86	86
87	87	87	87
88	88	88	88
89	89	89	89
90	90	90	90
91	91	91	91
92	92	92	92
93	93	93	93
94	94	94	94
95	95	95	95
96	96	96	96
97	97	97	97
98	98	98	98
99	99	99	99
100	100	100	100

TRIENNIAL DEATH RATES OF INFANTS UNDER ONE YEAR OF AGE
PER 1,000 BIRTHS FROM THE CAUSES MOST COMMON AMONG
INFANTS.

	No. of Births.	Measles.	Whooping Cough.	Diarrhoeal Diseases.	Premature Birth.	Congenital Defects.	Injury at Birth.	Atrophy, Debility, Marasmus.	Tuberculous Diseases.	Convulsions.	Bronchitis & Pneumonia.	All other Causes.
1913-15	5479	1.0	4.1	15.1	12.1	4.0	0.9	10.7	2.5	5.2	16.7	14.2
1916-18	4673	1.1	5.0	3.5	16.7	3.4	1.5	8.7	2.4	3.2	16.9	11.6
1919-21	4948	0.0	0.2	5.0	10.4	6.2	0.4	8.4	1.0	3.4	11.0	16.7
1922-24	4430	1.80	1.30	3.60	13.76	4.7	0.6	3.6	0.4	2.2	9.2	17.3
1925-27	4008	1.2	1.7	2.9	9.4	4.0	2.2	4.7	1.2	9.4	10.2	10.9
1928-30	4223	0.47	1.18	3.78	11.6	4.5	0.23	3.79	—	5.45	9.47	6.39

INFANT AND CHILD MORTALITY RATES PER 1,000 BIRTHS, AT AGE
PERIODS IN WALLASEY.
RATES.

	Number of Births.	0 to 1 year.	1 to 5 years.	Under 1 week.	Under 1 month (0-1 month)	Under 3 months (0-3 months)	3 to 6 months	6 to 12 months.
1913-15	5,479	83.9	41.1	15.6	29.0	44.8	15.6	23.1
1916-18	4,673	74.3	47.2	20.7	33.6	45.2	7.7	21.9
1919-21	4,948	59	28.8	19.8	30.3	41.8	13.3	13.3
1922-24	4,430	58.3	26.8	20.9	34.3	40.8	5.9	11.9
1925-27	4,008	60.0	29.6	19.2	28.4	44.4	6.2	9.7
1928-30	4,223	47.8	23.0	18.2	23.9	31.2	7.6	9.0

Details of deaths under one year since 1914, from those diseases most fatal to infants are given below :—

	1914	1915	1916	1917	1918	1919	1920	1921	1922	1923	1924	1925	1926	1927	1928	1929	1930
Diarrhoea	14	4	2	1	2	—	1	3	1	—	—	1	1	4	1	3	1
Enteritis	8	9	6	2	4	3	8	10	3	6	6	4	2	1	1	3	7
Convulsions	10	7	4	2	9	5	8	3	4	6	—	3	2	4	9	5	9
Bronchitis & Pneumonia ...	30	31	26	25	29	25	26	7	10	14	17	15	13	13	12	15	12
Premature Birth	30	19	34	26	19	21	31	20	26	18	17	9	15	14	12	20	17
Atrophy and Debility	19	17	16	14	11	19	8	15	8	5	3	5	8	6	2	11	3
Common Infectious Diseases	—	—	—	6	18	1	7	6	4	2	6	2	2	8	—	5	3
Totals	111	88	88	76	92	74	89	64	56	51	49	39	43	50	37	62	52

FEEDING OF CHILDREN.

The following Table gives some interesting data, since 1908, in regard to the method of feeding of infants when first visited and of a certain number of those who died :—

Year.	Births Visited.	Entirely breast.	Bottle fed.	Breast and bottle.	Infant deaths visited.	Number breast fed.	Number bottle fed.	Breast and bottle.	Never fed or no information.
1908	Figures	not	avail	able.	157	40	75	24	18
1909	1,230	75%	14%	11%	98	23	57	7	11
1910	1,128	78%	12%	6%	135	35	72	17	11
1911	1,165	83%	7%	7%	160	23	102	24	11
1912	1,134	87%	7%	5%	104	10	56	16	22
1913	1,059	86%	9%	5%	126	30	61	26	9
1914	1,601	81%	11%	6%	126	33	76	6	11
1915	1,595	83%	10%	7%	112	34	60	8	10
1916	1,578	85%	11%	4%	98	24	38	10	26
1917	1,013	91%	8%	1%	97	11	22	13	15
1918	1,008	90%	7%	2%	123	22	28	15	18
1919	1,318	91%	—	—	108	29	31	15	17
1920	1,731	93%	5%	2%	107	25	45	12	25
1921	1,430	91%	4%	5%	78	9	49	12	13
1922	1,475	90%	6%	4%	84	10	39	8	25
1923	1,345	87%	3%	10%	74	11	30	10	23
1924	1,347	90%	8%	2%	73	16	27	10	20
1925	1,274	91%	6%	3%	74	19	37	6	12
1926	1,163	90%	4%	6%	73	13	31	7	22
1927	1,012	92%	5%	3%	77	9	48	13	7
1928	1,130	90%	8%	2%	65	27	20	5	13
1929	1,202	95%	3%	2%	70	5	27	9	29
1930	1,048	95%	2%	3%	77	7	30	4	36

This Table verifies what has been pointed out over and over again, and still remains true, that, while the number of children breast-fed exceeds those artificially fed, the deaths of those artificially fed are always in excess of those fed at the breast.

HEALTH PROPAGANDA.

During the period covered by this Report, propaganda in Health matters, including Venereal Diseases, has continued to be carried out fairly extensively, under the aegis of the Merseyside Boroughs Health Education Committee. Until the autumn of 1927 the propaganda followed the lines of that indicated in my previous Quinquennial Report, namely, Lectures by prominent medical men, Dinner Talks to employees at various works, Addresses to boys of the Navy League Home, and Societies and Organisations of various kinds.

In the summer of 1928 the Committee decided to extend its operations and influence by appointing a Lecturer-Organiser whose duty it would be to arrange for and to give Lectures on health subjects in the four Boroughs.

Dr. John Hall was appointed to the position, and he began his work on the 1st October of that year. The appointment in the first instance was for the Winter months only, but from the following April (1929) the post was made a wholetime one.

Since his appointment Dr. Hall has considerably enlarged the scope of the work of the Committee, Lectures and Talks in steadily increasing numbers being given by him in each of the Boroughs. The total number of Lectures delivered in Wallasey since Dr. Hall took up the work, up to December 31st, 1930, is 42, the attendances numbering 3,248.

Two Health Weeks were held during the Quinquennium, one from the 15th-21st March, 1926, organised by the Committee in conjunction with the British Social Hygiene Council, and the other from the 3rd-8th March, 1929, organised in co-operation with the Health and Cleanliness Council.

During the 1926 Health Week a lecturer from the British Social Hygiene Council delivered addresses with film illustrations on various health subjects, such as, "Tuberculosis," "Care of the Teeth," "Motherhood," "The Rat Danger," "The Fly Danger," "Venereal Diseases," etc., etc. Afternoon meetings for School Children were held at the Town Hall, when suitable Talks were given, illustrated by films. On the Sunday afternoon and evening of March 21st, cinema lectures on "Venereal Diseases" were given to audiences totalling over 1,800, in the Lyceum Picture House.

The total attendances during the 1926 Health week numbered 8,970.

The attendances during the 1929 Health Week fell somewhat short of these figures, viz. : 6,202, the reason for this fact being that there were no lectures on the Sunday afternoon and evening and no Children's Lecture on the Wednesday afternoon.

The afternoon Talks were given by a representative of the Health and Cleanliness Council, the evening lectures being given by medical and other lecturers, including Sir Frank Fox (of the British Empire Cancer Campaign), Dr. C. O. Stallybrass (of the Liverpool Health Department), Dr. J. Hall (the Lecturer-Organiser),

Mr. T. Samuel (the Director of Education), the Medical Officer of Health, etc., etc.

The Lectures and Films covered practically every branch of Public Health work and were designed chiefly with the object of stressing the *preventive* rather than the *curative* side. In both Health Weeks valuable co-operation was received from Press and Pulpit, but it must be admitted that, having regard to the importance of many subjects, dealing as they did with personal health and its preservation, and to the fact that the lectures and film displays were all free, the attendances on the whole can not be looked upon as eminently satisfactory. Whilst there can be no doubt that interest in health matters is more widespread of late years than it used to be, there is still a tremendous amount of apathy to be removed. The bottle of medicine idea to cure specific ills, dies very hard. In addition to going to the doctor when they are ill people should go to him regularly to be overhauled so that the earliest signs of illness may be detected. By so doing the doctor's task would be rendered easier, and the patients' lot would be much improved. The educational work carried on at the Municipal Child Welfare Centres, School Clinics, Ante-Natal Clinics, and so on, has been a very great factor, probably the most important factor, in improving the health conscience of the people, and in convincing them that prevention when possible, is better than cure. An important feature of Health propadanda is the free distribution under the aegis of the Merseyside Boroughs Health Education Committee, each month of the journal "BETTER HEALTH." This journal contains much useful information on matters affecting the health of the individual and the articles are written in a popular style. Two thousand copies are distributed monthly at the various Schools in the town and at the respective Clinics, etc.

SUMMARY OF NURSING ARRANGEMENTS, HOSPITALS AND OTHER INSTITUTIONS AVAILABLE FOR THE DISTRICT.

PROFESSIONAL NURSING IN THE HOME.—There are three Nursing Associations in the Borough which employ Nurses for nursing in homes. These are :—

- (1) The Seacombe, Egremont, New Brighton, and Liscard District Nursing Association (3 Nurses).
- (2) The Wallasey and Poulton Nursing Association (1 Nurse).
- (3) The Moreton and District Nursing Association (1 Nurse).

The Corporation make annual grants to these Associations of £40, £20 and £15, respectively.

There are three trained nurses on my staff of Health Visitors, and these would be available for nursing to some extent. In the event of a serious epidemic, it would be necessary to engage outside nurses for nursing in the home.

DAY NURSERY.—There is now no Day Nursery in the Borough, the one formerly used at Marine Promenade in the Summer having been closed owing to alterations at Marine Park.

HOSPITALS, ETC., PROVIDED OR SUBSIDISED BY THE LOCAL AUTHORITY.

The following Hospitals and Institutions are PROVIDED by the LOCAL AUTHORITY within the District :—

- | | |
|---|---|
| 1. Mill Lane Hospital : | For Infectious Diseases (other than small pox). |
| 2. Tuberculosis Sanatorium :
Mill Lane Hospital. | One block, 22 beds, for advanced and observation cases. |
| 3. Highfield Maternity Home :
Mill Lane. | 10 Beds. |
| 4. Child Welfare Centre :
New Street. | 6 beds available for infants suffering from Malnutrition. Mothers are required to visit their children daily and receive practical instruction in all matters affecting their children's welfare. Where possible, a charge is also made for the children's maintenance. |

The following Hospitals and Institutions are SUBSIDISED by the Local Authority either by way of : (A) An Annual Grant : or (B) Payment for beds occupied by cases sent by this Authority :—

- | | |
|--|---|
| 1 Victoria Central Hospital : | £500 per annum grant. |
| 2. Wallasey Dispensary : | £45 per annum grant. |
| 3. Wallasey Cottage Hospital : | £50 per annum grant. |
| 4. Convalescent Home for
Children : West Kirby. | Three beds for Convalescent Children (girls between 3 and 15, and boys between 3 and 12 years), £40 per annum per bed. |
| 5. Children's Hospital :
Leasowe. | 12 beds for Children suffering from Non-Pulmonary Tuberculosis 42/- per bed per week. Arrangements have also been made for beds as required for Orthopaedic cases. |
| 6. St. Paul's Eye and Ear
Hospital : Liverpool. | Arrangements are made whereby cases may be referred from Wallasey for treatment either as in-patients or out-patients, this Authority contributing approximately one-half the cost. |

7. Cheshire Joint
Sanatorium :
near Market Drayton.

The new Sanatorium for the joint use of the County and County Boroughs of Birkenhead, Wallasey, Stockport, and Chester was officially opened in September, 1923. 16 beds (8 for males and 8 for females) are allotted for Wallasey cases. The cost per bed per week is approximately 63/-.

8. Tranmere Infirmary :
Birkenhead.

Until March 31st, 1930, Wallasey was a part of the Birkenhead Poor Law Union, and cases were admitted from this Borough as necessity arose.

To carry on the work devolving upon them owing to the abolition of Boards of Guardians the Public Assistance Committee has been in negotiation with Birkenhead with a view to an arrangement being come to for a period of seven years to have a call upon 150 beds at this Infirmary, this Corporation to pay certain overhead charges on this number of beds and approximately 56/10d. per week for the actual cases admitted.

The maximum number of beds provisionally allowed to Wallasey at Tranmere has never been used. As a matter of fact the highest number occupied at any one time during the year ended March 31st, 1931, was 111. The number of patient days, of cases admitted from Wallasey during the same period, was 30,499 out of a possible 54,770 patient days.

LOCAL GOVERNMENT ACT, 1929.

As and from April, 1st, 1930, the Local Authority became responsible not only for the provision of treatment for the destitute sick—hitherto the duty of the Birkenhead Union, of which Wallasey formed a part—but for the provision of adequate hospital accommodation for the Borough.

Tranmere Infirmary which was the property of the Union, and to which Infirmary it has been the practice to remove Wallasey patients, was taken over by the Birkenhead Corporation. A provisional arrangement has since existed between that Corporation and Wallasey, under which Wallasey patients will continue to be received.

The following Tables show, *inter alia*, the accommodation available in Tranmere Infirmary for patients from this Borough.

Number of beds available for the treatment of Tuberculosis on the 31st December, 1930, in Poor Law Institutions belonging to the Council (or to the Constituent Authorities of the Joint Committee).

Name of Institution	For Pulmonary cases		For Non-Pulmonary cases		Total
	Adults	Children under 15	Adults	Children under 15	
Birkenhead Infirmary	56	3	12	3	*74

* For Birkenhead and Wallasey cases.

No particular number of T.B. beds is allocated to Wallasey, patients being admitted as they come.

Return showing the Extent of Residential Treatment provided during the year in Poor Law Institutions for Wallasey persons chargeable to the Council (or to the Constituent Authorities of the Joint Committee.

		In Institutions on April 1st.	Admitted during the year From 1.4.30	Discharged during the year	Died in the Institution	In Institutions on December 31st
Number of patients suffering from pulmonary tuberculosis admitted for treatment	Adult Males	2	8	2	8	—
	Adult Females	5	3	6	1	1
	Children	1	—	—	1	—
	Total	8	11	8	10	1
Number of patients suffering from non-pulmonary tuberculosis admitted for treatment.	Adult Males	2	—	—	—	2
	Adult Females	—	—	—	—	—
	Children	—	—	—	—	—
	Total	2	—	—	—	2
Grand Total		10	11	8	10	3

The number of Dispensaries approved for the treatment of Tuberculosis (including voluntary dispensaries used by the Council, but excluding centres used only for special forms of treatment,) is 2 (Mill Lane Hospital and Leasowe Children's Hospital).

The number of Tuberculosis Officers (as defined in Article 2 of the Local Government (Qualifications of Medical Officers and Health Visitors) Regulations, 1930), is 1.

INSTITUTIONAL TREATMENT OF WALLASEY SICK.

The following information was supplied to me by the Medical Superintendent of Tranmere Infirmary.

Form Hosp. 6.

Name and situation of Institution, Birkenhead Infirmary.

Area and population served by the Institution : Birkenhead (152,300) ; Wallasey (98,900).

The Hospital is maintained under the Poor Law Act.

Beds available in the Institution for sick, maternity and mental cases, irrespective of occupation by Birkenhead or Wallasey patients :—

For men 268.

For women 182.

For children (under 16 years of age). (excluding cots in maternity wards) 124.

Total accommodation 574.

Table showing the classification of the accommodation for the sick and the number of beds occupied on the 31st December, 1930.

Classification of Wards.*	Number of Wards.	BEDS.							
		Men		Women		Children (under 16 years of age)		Total.	
		Pro-vided	Occu-pied	Pro-vided	Occu-pied	Pro-vided	Occu-pied	Pro-vided	Occu-pied
(1)	(2)	(3)	(4)	(5)	(6)	(7)	(8)	(9)	(10)
1. Medical ...	7	146	25	76	16	—	—	222	41
2. Surgical ...	8	60	—	48	7	—	—	108	7
3. Children ...	2	—	—	—	—	93	13	93	13
4. Chronic sick ...	2	14	4	6	1	—	—	20	5
5. Venereal ...	2	6	—	4	1	—	—	10	1
6. Tuberculosis	4	42	2	26	1	6	—	74	3
7. Isolation ...	4	—	—	—	—	25	2	25	2
8. Maternity	5	—	—	22	6	—	—	22	6
9. Mental ...	—	—	—	—	—	—	—	—	—
(a) Short stay...	—	—	—	—	—	—	—	—	—
(b) Long stay	—	—	—	—	—	—	—	—	—
10. Mental ...	—	—	—	—	—	—	—	—	—
defectives	—	—	—	—	—	—	—	—	—
11. Other ...	—	—	—	—	—	—	—	—	—
		*		*		*		*	
Total ...	34	268	31	182	32	124	15	574	78

N.B. * These figures represent the Infirmary's Total accommodation.

Statistics relating to the Period from 1st April to the 31st December, 1930.

(A) IN-PATIENTS FROM WALLASEY.

1. Total number of admissions ...	336
2. Number of Maternity cases admitted ...	12
3. Number of live births ...	11
4. Number of still births ...	2
5. Number of deaths among the newly-born (i.e. under four weeks of age) ...	1

- | | | |
|-----|--|-----|
| 6. | Total number of deaths among children under one year | 6 |
| 7. | Number of Maternal deaths | 0 |
| 8. | Total number of deaths | 97 |
| 9. | Number of patients discharged | 268 |
| 10. | Average duration of stay of patients included in 8 and 9
above (total patient-days divided by deaths and dis-
charges) days | 55½ |
| 11. | Number of beds occupied (a) average during the period 82
(b) highest 111 on (date) 9-4-30 ; (c) lowest 65 on
(date) 26-6-30. | |
| 12. | Number of surgical operations under general anæsthetic
(excluding dental operations) | 56 |
| 13. | Number of abdominal sections | 6 |

(B) OUT-PATIENTS.

Nature and scope of the out-patient provision (if any) for
continuation of treatment, emergency treatment, consultations
or otherwise Nil

(C) CLASSIFICATION OF IN-PATIENTS WHO WERE DISCHARGED FROM OR WHO DIED IN THE INSTITUTION DURING THE PERIOD 1st APRIL TO 31st DECEMBER, 1930.

Disease Groups.	Children (under 16 years of age).	Men and Women.
A. Acute infectious disease (1) B. Influenza (2) C. Tuberculosis— Pulmonary Non-pulmonary D. Malignant disease (3) E. Rheumatism— (1) Acute rheumatism (rheumatic fever) together with sub-acute rheumatism and chorea (2) Non-articular manifestations of so- called "rheumatism (muscular" rheumatism, fibrositis, lumbago and sciatica) (3) Chronic arthritis F. Venereal disease G. Puerperal pyrexia H. Puerperal fever I. Other diseases and accidents connected child-bearing J. Mental diseases K. Senile decay (4) L. Violence (5)	FIGURES NOT AVAILABLE.	FIGURES NOT AVAILABLE.
<p align="center"><i>In respect of cases not included above :</i></p> M. Disease of the Nervous System and Sense Organs N. Disease of the Respiratory System O. Disease of the Circulatory System P. Disease of the Digestive System Q. Disease of the Genito-urinary System R. Disease of the Skin S. Other diseases		

HOSPITAL SERVICES.
HOSPITALS WITHIN AND WITHOUT THE BOROUGH WHICH ARE USED BY THE INHABITANTS.
PUBLIC HOSPITALS WITHIN THE BOROUGH.

Name and Situation.	No. of beds.	Purposes for which the Hospital is used.	Number and classification of Medical and Nursing Staffs.	Arrangements for employment of Consultant.	Arrangements re use by persons outside the Borough.	Management.
Corporation Infectious Diseases Hospital Mill Lane.	79 22	(a) Treatment of Infectious diseases, of all kinds other than smallpox. (b) There is a Sanatorium block of 22 beds for early and observation cases of Tuberculosis. (c) Artificial Sunlight treatment is given.	The Medical Officer of Health is Superintendent of the Hospital. Practitioners have the privilege of attending their own cases in Hospital. Cases not attended by a doctor are looked after by the Superintendent or the Assistant Medical Officer of Health. The Nursing Staff consists of Matron, Deputy-Matron, Sisters, Nurses and a number of probationers.	None.	No permanent arrangements exist, but in times of necessity cases have been admitted from outside Authorities.	The Health Committee of the Town Council.

Note :—The old Smallpox Hospital in Leasowe Road was permanently closed in October, 1928 (See next).

PUBLIC HOSPITALS WITHOUT THE BOROUGH.

Name and Situation.		Management.
Liverpool Corporation— Smallpox Hospital, Fazakerley.	Since October 1st, 1928, Wallasey have had an arrangement with the Liverpool City Council, under which cases of Smallpox from this Borough will be treated in their Hospital. Under this arrangement, one bed per thousand of population is reserved for Wallasey.	The Hospitals Committee of Liverpool City Council.
Tranmere Institution, Birkenhead.	Negotiations are in progress between Wallasey and Birkenhead for an arrangement covering a period of seven years, and under which Wallasey cases will be admitted.	Birkenhead Corporation
Cheshire Joint Sanatorium. 240 beds	Wallasey is one of the constituent Authorities providing this Sanatorium. 16 beds are allocated therein for the use of Wallasey Tuberculosis patients (8 Males, 8 Females).	Joint Committee.
St. Paul's Eye and Ear Hospital.	Cases of Ophthalmia are received from Wallasey under an arrangement made with this Institution.	Hospital Committ.e.

VOLUNTARY HOSPITALS WITHIN THE BOROUGH.

Name and Situation.	No. of Beds.	Purposes for which the Hospital is used.	Number and classification of medical and nursing staffs.	Arrangements for employment of Consultants.	Arrangements re use by persons outside the Borough.	Management.
Victoria Central Hospital, Liscard Road	92 28 males 28 Females 36 Children Plus 20 during the summer months when the open-air balconies can be used.	General Medical and Surgical—one-third of the beds are for Medical, two-thirds for Surgical cases. The additional 20 are for children.	Seven Honoraries, all of whom are General Practitioners. Honorary Specialists: Gynaecologist. Laryngologist and Aurist. 2 Ophthalmic Surgeons. Radiologist. 3 Anaesthetists. 2 House Surgeons. Hon. Dental Surgeon Matron, Assistant Matron, and usual Nursing Staff.	See previous Column.	For residents only, other than accidents or illness, &c., casualties in non-residents working or happening to be in the Borough.	Voluntary Committee.
Wallasey Cottage Hospital, Clarendon Road.	12 Males. 28 Fem's 4 Chil. Mostly in 20 Private Wards.	General Medical and Surgical Cases.	Five Honoraries, all of whom are General Practitioners. Ophthalmic Surgeon. Hon. Dental Surgeon. 1 Radiologist. 2 Hon. Anaesthetists. Matron and usual Nursing Staff.	See previous Column.	For residents only.	Voluntary Committee.

VOLUNTARY HOSPITALS WITHOUT THE BOROUGH.

Several of the voluntary hospitals in Liverpool are used by Wallasey residents, including the Royal Infirmary, the Northern Hospital, the Southern Hospital, Children's Hospital, Myrtle Street, The Hahnemann Hospital, as well as Institutions dealing with Cancer, Maternity, etc., cases.

Also cases of Tuberculosis Colonists are admitted to Barrowmore Hall and Wrenbury Sanatorium, as necessity requires, this Local Authority paying per patient day.

From the Annual Report of the largest General Hospital (Victoria Central) one notes that while there are 92 beds available for permanent use, with a further 20 beds available for use in the summer, the number of patient days was 26,950. The possible number of patient days, allowing five months use of the open-air beds is 36,580. 73 beds was the average daily number occupied. It would seem from this that 80 per cent. of the beds are fully used.

The Victoria Central Hospital is situated in the centre of the town. There is no room for extension. On the authority of those connected with the Hospital the accommodation on the Administrative side and for the nurses is inadequate and unsuitable. For these reasons alone a new hospital is desirable. Having regard to the duties thrown upon Local Authorities under the Local Government Act, one of which is that they shall provide accommodation for the sick in institutions outside the Poor Law, and having in view the following facts (1) that we are subsidising 150 beds at Tranmere, and (2), that the Cottage Hospital has but a small number of beds available for the public, the bulk being in private wards, it would seem an opportune moment to provide one hospital to serve the needs of the entire community.

The most pressing need for hospital accommodation in the Borough at the moment is for a properly equipped Maternity Hospital. There are only 12 beds for the combined use of Wallasey and Birkenhead, while Wallasey for its own use has 10 beds in its Maternity Home. Many cases have had to be refused admission to our Home, and it is, after all, a Home, not a Hospital. There are no beds in which to take ailing pregnant women; there is no theatre, and there are no beds for ailing women after child birth.

DISTRICT MEDICAL OFFICERS.

As and from April 1st, 1930, responsibility for Medical relief work carried out by the District Medical Officers who formerly were appointed by the Birkenhead Guardians, was assumed by the Corporation in accordance with the terms of the Local Government Act, 1930. The following are the Medical Officers for the districts named :—

NORTH WALLASEY—(Area affected by Wallasey Corporation Act, 1927) :—

That is the area comprising such part of the Borough as lies on the North side of Poulton Bridge Road, Mill Lane, Liscard Road, Liscard Village, Manor Road, Sea Bank Road, Maddock Road to the River Mersey.

Dr. W. B. BRIGGS,
19 Sea Bank Road.

SOUTH WALLASEY—(Area not affected by Wallasey Corporation Act, 1927) :—

That is the area comprising such part of the Borough of Wallasey as lies on the South side of Poulton Bridge Road, Mill Lane, Liscard Road, Liscard Village, Manor Road, Sea Bank Road, Maddock Road to the River Mersey.

Dr. N. A. C. BEST
34 Sea Bank Road.

INSTITUTIONAL PROVISION FOR UNMARRIED MOTHERS.

ILLEGITIMATE INFANTS AND HOMELESS CHILDREN WITHIN AND WITHOUT THE DISTRICT.

1. St. Faith's Home : Palm Grove, Birkenhead. A Grant of £50 per annum is made towards this Home, which receives young Unmarried Mothers from this Borough.
2. Tranmere Infirmary : Unmarried Mothers are also received at the Tranmere Infirmary, Birkenhead.
3. Public Assistance Committee : The Public Assistance Committee look after the first illegitimate children of mothers. These children are looked after in an Institution in Bebington, the mothers contributing what they can from their earnings outside.
4. Wallasey Children's Homes : The Public Assistance Committee have two houses situate, one in Falkland Road for the reception of 12 destitute and orphan infants, and one in Albion Street, where they have accommodation for 25 children of ages between 3 and 16 years.

AMBULANCE FACILITIES.

- | | |
|--|--|
| (A) For Infectious Cases : | (1) A Motor Ambulance (2) A Delivery Van for infected clothing. |
| (B) For Non-Infectious and Accident Cases. | Three Motor Ambulances for Non-Infectious and Accident cases are available for public use. These are under the control of the Watch Committee. |

ISOLATION AND DISINFECTION ARRANGEMENTS.

Cases of Scarlet Fever, Diphtheria, Enteric and Tuberculosis are admitted to the Infectious Hospital as a matter of routine. Cases of Measles, Infantile Diarrhoea, Cerebro-Spinal Fever and Encephalitis Lethargica when occasion demands.

Rooms of houses from which patients suffering from Tuberculosis are taken are disinfected by spraying, and the bedding disinfected by steam. House disinfection after Scarlet Fever, Diphtheria and Enteric was discontinued in December, 1922.

There are two Washington-Lyons Disinfectors at Mill Lane Infectious Diseases Hospital.

DISINFECTION.

	1930
Number of Houses disinfected after fevers	252
" " " Phthisis	172
" " " Other diseases	72
" Rooms " Fevers and Phthisis	185
" " " Vermin &c.	43
" Books from Public, Private, or School Libraries disinfected	101
" Schools disinfected	—
" Public Buildings disinfected	—

LIST OF ARTICLES DISINFECTED.

Number of Beds	460
" Pillows and Bolsters	1,004
" Blankets	908
" Quilts and Eiderdowns	462
" Sheets	410
" Articles of wearing apparel	1,646
" Miscellaneous articles	394
Total	5,284

LIST OF ARTICLES DESTROYED.

Number of Beds	26
" Pillows, Bolsters and Blankets	20
" Articles of Bedding	15
" Articles of wearing apparel	40
" Miscellaneous articles	16
" Dressings	—
Total	117

PREVALENCE AND CONTROL OF INFECTIOUS DISEASE.

A glance at the following tables reveals some very interesting points. It will be noticed, for example, that the number of Scarlet Fever Notifications in the Quinquennium has dropped from 1,329 to 865 ; those of Pulmonary Tuberculosis from 824 to 481 ; other forms of Tuberculosis from 200 to 160 ; Puerperal Fever from 24 to 7 ; Pneumonia (Influenzal, etc.) from 438 to 370.

Some misgivings were expressed as to the wisdom of the policy of discontinuing disinfection of houses after Scarlet Fever at the end of 1922, but the above figures would show that it cannot have had an adverse effect.

From time to time in the last five years the incidence of Scarlet Fever has been remarkably low. Not only has the incidence been low, but the type of disease has been mild.

This low incidence coupled with the mild type of disease, has given some people the idea that the Infectious Diseases Hospital might be scrapped or, alternatively, that accommodation might be provided elsewhere. To my mind no such conclusion can be drawn. With our present knowledge we do not know why the incidence of Scarlet Fever has been low during the past five years, and we cannot foresee what the incidence will be in the next five years. The conclusion which can fairly be drawn is that in the past the uses to which Infectious Hospitals have been put have been far too stereotyped ; that is to say, they were used exclusively for the isolation of certain specific diseases, namely Scarlet Fever, Diphtheria, Typhoid, whereas for such diseases as Measles and Whooping Cough, for example, Hospital accommodation was not provided. I would suggest that the proper use which should be made of an infectious hospital is to provide accommodation for that infectious disease which happens to be of the greatest importance at any particular time. For example : during a Measles epidemic it may be advisable to use the accommodation for measles only, and not Scarlet Fever, and so on. It should be noted that whilst the incidence of Scarlet Fever has markedly decreased, Diphtheria has slightly increased.

PREVALENCE AND CONTROL OF INFECTIOUS DISEASE.
CASES OF INFECTIOUS DISEASE (Including Tuberculosis) NOTIFIED IN WALLASEY DURING THE PERIOD 1926-1930.

NOTIFIABLE DISEASE.	Total Cases notified in each year.					Total. 5 Years.	Totals in previous Quinquennium.	Cases notified at ages in the Quinquennium.							Total Cases notified in each Ward in the Quinquennium.																Cases Admitted to Hospital.	
	1926	1927	1928	1929	1930			0-1	1-5	5-15	15-25	25-45	45-65	Over 65	1	2	3	4	5	6	7	8	9	10	11	12	13	14	15	*16	In 1930	In the Quinquennium
Small-pox	—	—	—	—	2	2	—	—	—	—	1	1	—	—	2	—	—	—	—	—	—	—	—	—	—	—	—	—	—	2	2	
Malaria	—	1	3	3	1	8	—	—	—	—	7	1	—	—	1	—	1	1	—	1	—	—	3	—	1	—	—	—	—	—	1	
Dysentery	1	2	1	1	—	5	—	—	—	1	1	2	1	—	—	1	—	—	—	3	1	—	—	—	—	—	—	—	—	—	—	
Diphtheria (including Membranous Croup)	110	129	92	41	77	449	340	1	81	289	48	25	5	19	16	29	28	26	28	43	42	55	66	21	22	15	10	22	7	59	342	
Erysipelas	24	32	30	29	23	138	95	—	—	6	7	49	60	16	10	15	5	12	14	15	9	10	5	3	4	9	12	9	3	3	—	3
Scarlet Fever	214	187	139	179	146	865	1,329	1	127	578	112	41	6	69	49	60	62	59	60	53	56	62	81	49	61	63	34	27	20	82	431	
Enteric Fever	2	3	6	5	3	19	30	—	—	8	3	5	3	—	2	—	3	3	2	—	—	2	1	4	—	—	1	—	—	1	7	
Puerperal Fever	1	1	1	2	2	7	24	—	—	—	2	5	—	1	—	2	—	1	—	—	1	—	3	—	—	—	—	—	—	—	2	
Puerperal Pyrexia	4	10	12	9	10	45	—	—	—	14	31	—	—	4	—	3	2	3	2	5	7	5	3	2	3	—	3	2	1	—	—	
Cerebro-spinal Fever	—	—	—	—	2	2	—	—	2	—	—	—	—	—	—	—	—	—	—	2	—	—	—	—	—	—	—	—	—	—	—	
Poliomyelitis	1	—	—	1	—	2	3	—	—	2	—	—	—	—	—	—	—	—	—	1	1	—	—	—	—	—	—	—	—	—	—	
Pneumonia, Influenza, etc.	51	60	87	117	55	370	438	7	34	47	44	111	91	36	31	20	15	20	13	23	34	45	30	33	15	21	23	11	21	15	1	2
Ophthalmia Neonatorum	3	2	8	3	8	24	32	24	—	—	—	—	—	—	4	2	2	—	1	3	2	2	—	1	—	1	—	2	4	—	—	
Pulmonary Tuberculosis	108	68	104	99	102	481	824	—	4	17	107	233	110	10	35	27	32	32	28	29	58	51	40	41	23	27	16	18	5	19	66	348
Other forms of Tuberculosis	31	30	46	28	25	160	200	3	51	58	25	17	5	1	6	12	11	10	8	6	13	17	15	21	6	8	3	4	6	14	—	—
Measles (not notifiable).....	—	—	—	—	—	—	—	—	—	—	—	—	—	—	—	—	—	—	—	—	—	—	—	—	—	—	—	—	—	7	26	
Encephalitis Lethargica	6	9	7	5	2	29	17	—	1	3	8	8	9	—	1	2	—	1	—	1	1	6	4	3	1	4	2	1	1	1	—	3
Polio-Encephalitis	—	—	—	2	—	2	—	1	—	1	—	—	—	—	1	—	—	—	—	—	—	—	—	—	1	—	—	—	—	—	—	—
Other Admissions	—	—	—	—	—	—	—	—	—	—	—	—	—	—	—	—	—	—	—	—	—	—	—	—	—	—	—	—	—	23	98	
TOTALS.....	556	534	536	524	458	2,608	3,338	37	298	1,011	371	534	293	64	178	149	163	173	155	166	226	238	220	258	126	157	135	91	89	84	241	1,265

* Wards 15 and 16 only included from 1st April, 1928.
(Date of extension of Boundaries of the Borough).

ANNUAL REPORT OF THE COMMISSIONER OF THE LAND OFFICE
FOR THE YEAR 1897

No.	Section	Area in Acres					Total Area in Acres	Remarks
		1890	1891	1892	1893	1894		
1	Section 1	100	100	100	100	100	500	
2	Section 2	100	100	100	100	100	500	
3	Section 3	100	100	100	100	100	500	
4	Section 4	100	100	100	100	100	500	
5	Section 5	100	100	100	100	100	500	
6	Section 6	100	100	100	100	100	500	
7	Section 7	100	100	100	100	100	500	
8	Section 8	100	100	100	100	100	500	
9	Section 9	100	100	100	100	100	500	
10	Section 10	100	100	100	100	100	500	
11	Section 11	100	100	100	100	100	500	
12	Section 12	100	100	100	100	100	500	
13	Section 13	100	100	100	100	100	500	
14	Section 14	100	100	100	100	100	500	
15	Section 15	100	100	100	100	100	500	
16	Section 16	100	100	100	100	100	500	
17	Section 17	100	100	100	100	100	500	
18	Section 18	100	100	100	100	100	500	
19	Section 19	100	100	100	100	100	500	
20	Section 20	100	100	100	100	100	500	
21	Section 21	100	100	100	100	100	500	
22	Section 22	100	100	100	100	100	500	
23	Section 23	100	100	100	100	100	500	
24	Section 24	100	100	100	100	100	500	
25	Section 25	100	100	100	100	100	500	
26	Section 26	100	100	100	100	100	500	
27	Section 27	100	100	100	100	100	500	
28	Section 28	100	100	100	100	100	500	
29	Section 29	100	100	100	100	100	500	
30	Section 30	100	100	100	100	100	500	
31	Section 31	100	100	100	100	100	500	
32	Section 32	100	100	100	100	100	500	
33	Section 33	100	100	100	100	100	500	
34	Section 34	100	100	100	100	100	500	
35	Section 35	100	100	100	100	100	500	
36	Section 36	100	100	100	100	100	500	
37	Section 37	100	100	100	100	100	500	
38	Section 38	100	100	100	100	100	500	
39	Section 39	100	100	100	100	100	500	
40	Section 40	100	100	100	100	100	500	
41	Section 41	100	100	100	100	100	500	
42	Section 42	100	100	100	100	100	500	
43	Section 43	100	100	100	100	100	500	
44	Section 44	100	100	100	100	100	500	
45	Section 45	100	100	100	100	100	500	
46	Section 46	100	100	100	100	100	500	
47	Section 47	100	100	100	100	100	500	
48	Section 48	100	100	100	100	100	500	
49	Section 49	100	100	100	100	100	500	
50	Section 50	100	100	100	100	100	500	
51	Section 51	100	100	100	100	100	500	
52	Section 52	100	100	100	100	100	500	
53	Section 53	100	100	100	100	100	500	
54	Section 54	100	100	100	100	100	500	
55	Section 55	100	100	100	100	100	500	
56	Section 56	100	100	100	100	100	500	
57	Section 57	100	100	100	100	100	500	
58	Section 58	100	100	100	100	100	500	
59	Section 59	100	100	100	100	100	500	
60	Section 60	100	100	100	100	100	500	
61	Section 61	100	100	100	100	100	500	
62	Section 62	100	100	100	100	100	500	
63	Section 63	100	100	100	100	100	500	
64	Section 64	100	100	100	100	100	500	
65	Section 65	100	100	100	100	100	500	
66	Section 66	100	100	100	100	100	500	
67	Section 67	100	100	100	100	100	500	
68	Section 68	100	100	100	100	100	500	
69	Section 69	100	100	100	100	100	500	
70	Section 70	100	100	100	100	100	500	
71	Section 71	100	100	100	100	100	500	
72	Section 72	100	100	100	100	100	500	
73	Section 73	100	100	100	100	100	500	
74	Section 74	100	100	100	100	100	500	
75	Section 75	100	100	100	100	100	500	
76	Section 76	100	100	100	100	100	500	
77	Section 77	100	100	100	100	100	500	
78	Section 78	100	100	100	100	100	500	
79	Section 79	100	100	100	100	100	500	
80	Section 80	100	100	100	100	100	500	
81	Section 81	100	100	100	100	100	500	
82	Section 82	100	100	100	100	100	500	
83	Section 83	100	100	100	100	100	500	
84	Section 84	100	100	100	100	100	500	
85	Section 85	100	100	100	100	100	500	
86	Section 86	100	100	100	100	100	500	
87	Section 87	100	100	100	100	100	500	
88	Section 88	100	100	100	100	100	500	
89	Section 89	100	100	100	100	100	500	
90	Section 90	100	100	100	100	100	500	
91	Section 91	100	100	100	100	100	500	
92	Section 92	100	100	100	100	100	500	
93	Section 93	100	100	100	100	100	500	
94	Section 94	100	100	100	100	100	500	
95	Section 95	100	100	100	100	100	500	
96	Section 96	100	100	100	100	100	500	
97	Section 97	100	100	100	100	100	500	
98	Section 98	100	100	100	100	100	500	
99	Section 99	100	100	100	100	100	500	
100	Section 100	100	100	100	100	100	500	

Total Area in Acres 50,000

TABLE SHOWING NOTIFICATIONS SINCE 1909.

Disease.	1909	1910	1911	1912	1913	1914	1915	1916	1917	1918	1919	1920	1921	1922	1923	1924	1925	1926	1927	1928	1929	1930
Small-pox	—	7	10	1	—	—	—	—	—	—	3	—	—	—	—	—	—	—	—	—	—	2
Diphtheria & Membranous Croup	57	44	62	75	44	84	89	68	46	49	71	103	96	88	60	34	62	110	129	92	41	77
Erysipelas	32	32	42	28	21	47	34	21	20	12	22	31	19	18	17	19	22	24	32	30	29	23
Scarlet Fever	716	329	286	307	312	249	210	119	189	361	286	145	494	265	113	170	287	214	187	139	179	146
Typhus	—	—	—	—	—	—	—	—	—	—	—	—	—	—	—	—	—	—	—	—	—	—
Typhoid	18	14	24	16	19	22	14	11	2	4	1	6	11	2	4	10	3	2	3	6	5	3
Puerperal Fever	2	4	3	3	1	1	3	2	1	4	2	5	12	5	2	1	4	1	1	1	2	2
Puerperal Pyrexia (notifiable from Oct., 1st, 1926)	—	—	—	—	—	—	—	—	—	—	—	—	—	—	—	—	—	4	10	12	9	10
Phthisis	—	—	71	176	158	171	130	181	192	182	115	142	198	160	117	169	180	108	68	104	99	102
Non-Pulmonary Tuberculosis	—	—	—	—	66	38	39	48	25	16	52	26	31	31	31	51	56	31	30	46	28	25
Cerebro-Spinal Meningitis	—	—	—	—	—	1	1	—	1	1	—	—	—	—	—	—	—	—	—	—	—	2
Acute Poliomyelitis	—	—	—	—	—	1	—	—	—	—	1	1	—	—	—	1	2	1	—	—	1	—
Ophthalmia Neonatorum (from Apr 1 1st, 1914)	—	—	—	—	—	16	8	17	12	9	9	10	7	5	7	11	2	3	2	8	3	8
Measles	—	—	—	—	—	—	—	1,116	751	533	98	—	—	—	—	—	—	—	—	—	—	—
Measles (German)	—	—	—	—	—	—	—	379	164	65	144	—	—	—	—	—	—	—	—	—	—	—
Malaria	—	—	—	—	—	—	—	—	—	—	24	15	3	3	—	—	—	—	1	3	3	1
Dysentery	—	—	—	—	—	—	—	—	—	—	3	—	—	—	—	—	—	1	2	1	1	—
Pneumonia (all forms)	—	—	—	—	—	—	—	—	—	—	130	75	65	123	100	76	74	51	60	87	117	55
Encephalitis Lethargica	—	—	—	—	—	—	—	—	—	—	1	—	4	—	5	3	5	6	9	7	5	2
Polio-Encephalitis	—	—	—	—	—	—	—	—	—	—	—	—	—	—	—	—	—	—	—	—	2	—
Totals	825	430	498	606	621	630	528	1,962	1,403	1,236	962	559	940	700	456	545	697	556	534	536	524	458

THE HISTORY OF THE

CHAPTER I			
1	2	3	4
5	6	7	8
9	10	11	12
13	14	15	16
17	18	19	20
21	22	23	24
25	26	27	28
29	30	31	32
33	34	35	36
37	38	39	40
41	42	43	44
45	46	47	48
49	50	51	52
53	54	55	56
57	58	59	60
61	62	63	64
65	66	67	68
69	70	71	72
73	74	75	76
77	78	79	80
81	82	83	84
85	86	87	88
89	90	91	92
93	94	95	96
97	98	99	100

SCARLET FEVER.

The following Table shows the number of notifications of and deaths from Scarlet Fever in each of the past five years :—

Year.	Number of notifications.	Attack rate per 1,000 of population.	Number of deaths.	Death rate per 1,000 of population.	Admissions to hospital.	English M'tality Rate. per 1,000 p'pulat'n
1926	214	2.2	1	0.01	90	.017
1927	187	2.0	2	0.02	91	.015
1928	139	1.4	1	0.01	76	.015
1929	179	1.7	—	0.00	102	.018
1930	146	1.4	—	—	85	*.02
	865*	Av. 1.7	4	Av. 0.01	444	Av. .017

*R.G.'s Provisional Figures.

It is interesting to note that notifications for the previous Quinquennium totalled 1,329, the incidence shown in the above table being a low one in comparison, namely 865. The number of deaths for the period is four only. It is, indeed, remarkable that in a town of practically 100,000 inhabitants there has not been a single death from Scarlet Fever in two successive years. This provides an additional argument to those arguments already referred to in this Report in regard to the greater elasticity as to the isolation of different infectious diseases.

"RETURN" CASES.

Periods of year when "Return" Cases have occurred in the past 20 Years.

Year.	Jan.	Feb.	Mch.	April	May	June	July	Aug.	Sept.	Oct.	Nov.	Dec.	Quarters.				Total
													1st	2nd	3rd	4th	
1911	—	—	—	—	—	—	—	1	1	—	3	—	—	—	2	3	5
1912	—	1	1	2	2	—	—	3	—	1	4	—	2	4	3	5	14
1913	—	1	1	—	—	—	—	—	1	2	—	—	2	—	1	2	5
1914	2	—	—	1	—	—	—	1	—	—	—	—	2	1	1	—	4
1915	1	—	—	—	1	—	—	—	—	—	—	—	1	1	—	—	2
1916	—	—	—	—	—	—	1	—	2	—	—	—	—	—	3	—	3
1917	—	—	—	—	—	—	1	—	—	—	—	—	—	—	1	—	1
1918	—	—	4	—	—	—	1	1	—	—	1	—	4	—	2	1	7
1919	2	1	—	—	—	—	—	—	—	1	—	—	3	—	—	1	4
1920	—	—	—	—	—	—	—	—	—	—	1	—	—	—	—	1	1
1921	—	—	—	—	—	—	—	—	—	—	1	—	—	—	—	1	1
1922	—	—	—	—	—	—	1	—	—	—	—	—	—	—	1	—	1
1923	—	—	—	—	—	—	—	—	—	—	—	—	—	—	—	—	—
1924	—	—	—	—	—	—	—	—	—	—	—	—	—	—	—	—	—
1925	—	1	1	—	—	—	1	—	1	1	2	1	2	—	2	4	8
1926	—	—	—	—	—	—	—	—	—	—	—	1	—	—	—	1	1
1927	—	—	—	1	—	—	—	—	—	—	—	—	—	1	—	—	1
1928	—	—	—	—	—	—	—	—	—	—	1	—	—	—	—	1	1
1929	—	—	—	—	—	—	—	—	—	—	—	—	—	—	—	—	—
1930	—	—	1	—	—	—	4	—	—	—	—	—	1	—	4	—	5

Details concerning "Return" Cases of Scarlet Fever during the quinquennium are as under :—

Year.	Number of "Return" cases.	Occurrence after discharge of first case from hospital.	Interval between onsets of first and second cases.	Complications of first case while in hospital.
1926	1	Days. 3	Days. 34	—
1927	—	—	—	—
1928	—	—	—	—
1929	—	—	—	—
1930	5	*a 10 b 23 *c 5 *d 12 *e 12	51 52 44 51 51	—

1930—*a, c, d and e Home treated cases.

c, d and e In same home.

(HOME-TREATED CASES).

Table showing number of houses where two or more cases occurred.

1926	1927	1928	1929	1930	Totals.				
3	4	3	2	—	12	Instances when 2 cases were notified at same time			
1	—	—	—	—	1	"	"	3	"
1	—	—	—	—	1	"	"	2	"
						and 3rd 2 days later.			
1	1	—	—	—	2	"	"	2nd case notified 1 day after previous	"
—	1	—	—	—	1	"	"	2	" case
1	—	—	—	—	1	"	"	3	"
—	1	—	—	—	1	"	"	6	"
1	1	—	—	—	2	"	"	7	"
2	2	—	—	—	4	"	"	8/14	"
—	1	2	—	—	3	"	"	15/21	"
2	—	—	1	—	3	"	"	22/28	"
1	—	1	—	—	2	"	"	29/35	"
1	—	—	—	—	1	"	"	36/42	"
—	—	—	—	2	2	"	"	43/49	"
—	—	—	1	—	1	"	"	50/56	"
—	—	—	—	—	—	"	"	56/63	"
—	—	—	1	—	1	"	"	63/70	"
—	—	—	2	—	2	"	"	Over 70	"

(HOSPITAL CASES).

In houses where two or more cases occurred, the following were removed to hospital at the intervals named.

1926	1927	1928	1929	1930	Totals.	
1	4	1	1	2	9	Instances when 2 cases removed at same time.
—	1	—	1	—	2	At an interval of 1 day after admission of previous case
1	—	—	—	1	2	" " 2 days
—	—	1	1	2	4	" " 3 "
1	—	1	—	—	2	" " 5 "
1	1	—	—	—	2	" " 6 "
—	1	—	—	—	1	" " 7 "
2	1	1	1	—	5	" " 8/14
—	1	—	1	—	2	" " 15/21
—	—	1	—	—	1	" " 22/28
—	—	—	—	1	1	" " 36/42
—	1	1	—	—	2	" " 43/49
—	1	—	1	—	2	" " 50/56
—	1	—	1	1	3	" " Over 70

The following Table gives some very interesting information with regard to Scarlet Fever cases in this district since the year 1901 :—

STATISTICS RE SCARLET FEVER SINCE 1901.

Year.	Estimated Population at Middle of Year.	Total Notifications.	Attack rate per 1,000 of Population.	No. of Deaths.	Death rate per cent. of Cases.	Death rate per 1,000 of Population.	No. of Cases Admitted to Hospital.	Percentage of Cases removed to Hospital.	No. of Deaths in Hospital.	Percentage of Deaths in Hospital to Admissions.
1901	54,000	147	2.7	5	3.4	0.09	68	45.5	4	5.9
	— Census —									
	53,579									
1902	55,000	293	5.3	5	1.7	0.09	199	67.9	4	2.0
1903	56,000	440	7.8	18	4.1	0.32	309	70.2	11	3.5
1904	57,000	270	4.7	8	3.0	0.14	170	62.9	7	4.1
1905	58,000	348	5.9	6	1.7	0.10	227	62.0	3	1.3
1906	62,000	266	4.3	6	2.2	0.09	178	66.9	6	3.3
1907	67,000	255	3.8	6	2.3	0.08	188	73.7	6	3.2
1908	71,000	248	3.5	10	4.0	0.14	174	70.1	9	5.1
1909	73,000	716	9.8	20	2.7	0.27	507	70.8	14	2.7
1910	75,000	329	4.3	3	0.5	0.04	229	69.6	2	0.8
1911	79,000	286	3.6	2	0.7	0.02	189	66.1	1	0.5
	— Census —									
	78,504									
1912	81,000	307	3.8	6	1.9	0.07	205	66.7	3	1.4
1913	83,000	312	3.8	6	1.9	0.07	216	69.2	5	2.3
1914	85,000	249	2.9	4	1.6	0.04	159	63.8	2	1.2
1915	Gross 90,000 Civil 85,000	210	2.3	3	1.4	0.03	90	42.8	3	1.4
1916	*83,442	119	1.4	0	0.00	0.00	66	55.4	0	0
	†90,786									
1917	*84,209	189	2.2	0	0.00	0.00	111	58.7	0	0
	†93,869									
1918	*80,956	361	4.4	7	1.9	0.08	199	55.1	3	1.5
	†90,708									
1919	95,424	286	2.9	5	1.7	0.05	167	58.4	4	2.3
	†99,403									
1920	100,000	145	1.4	0	0	0.00	83	57.1	0	0
1921	90,809	494	5.4	3	0.6	.03	190	38.4	2	1.0
	— Census —									
1922	91,000	265	2.9	2	0.7	0.2	94	35.4	1	1.0
1923	†91,000	113	1.2	—	—	—	61	54.0	—	—
1924	91,000	170	1.8	1	0.6	.01	89	52.3	1	1.1
1925	91,720	287	3.1	1	0.3	.01	158	55.0	1	0.6
1926	93,050	214	2.2	1	0.4	0.01	80	37.7	—	—
1927	93,530	187	2.0	2	1.0	0.02	91	48.6	2	2.2
1928	99,000	139	1.4	1	0.07	0.01	76	54.9	2	2.6
1929	101,300	179	1.6	—	—	—	102	56.9	—	—
1930	98,900	146	1.5	—	—	—	85	58.2	—	—

* Registrar-General's estimate for calculating Death Rate.

† Ditto. Birth Rate.

‡ Lowest number of Notifications since 1892.

DIPHTHERIA.

Year	Number of Notifications	Attack Rate per 1,000 of population	Number of Deaths		Death Rate per 1,000 of population	Admissions to hospital	English Mortality Rate per 1,000 population
			In hospital.	At home			
1926	110	1.18	9	3	0.03	90	.077
1927	129	1.37	9	2	0.02	98	.070
1928	92	0.92	3	5	0.08	61	.081
1929	41	0.40	—	2	0.02	34	.087
1930	77	0.77	7	—	0.07	64	.09
	449	av. 0.92	25	12	av. 0.04	347	av. .081

R.G.'s Provisional Rate.

The incidence of Diphtheria compared with the last quinquennium has slightly increased. Wallasey cannot show the same immunity from Diphtheria as it can with regard to Scarlet Fever. The number of cases removed to Hospital tends to increase rather than decrease, while the mortality does not show the same tendency to fall. It cannot be stated too often that the mortality from Diphtheria depends almost entirely on the length of time which elapses between the onset of the disease and the administration of anti-toxin. If anti-toxin be given on the day of onset the mortality is practically nil, and the mortality increases with every day which elapses before anti-toxin is administered. No doubt some deaths which have occurred could have been avoided if the doctor had been sent for earlier. If the doctor be not sent for, anti-toxin cannot be administered. After calling in the doctor there is no reason why there should be any delay in administering the anti-toxin, because a supply is kept at Mill Lane Hospital, where it can be obtained by the doctor free of charge, at any hour of the day or night.

The throats of all children are examined bacteriologically before discharge from Hospital. Swabs are not taken from contacts as a routine measure. This is done only in exceptional instances.

CASES IN THE WARDS.

Year	1	2	3	4	5	6	7	8	9	10	11	12	13	14	*15	*16	Totals.
1926	4	2	6	6	4	8	12	13	19	22	6	4	3	1	—	—	110
1927	6	7	3	8	11	11	21	11	17	24	4	5	1	—	—	—	129
1928	6	4	8	5	7	3	7	13	10	10	4	3	4	4	1	3	92
1929	—	2	5	6	—	—	—	4	2	5	1	1	2	3	8	2	41
1930	3	1	7	3	4	6	3	1	7	5	6	9	5	2	13	2	77
Totals	19	16	29	28	26	28	43	42	55	66	21	22	15	10	22	7	449

* From 1st April, 1928.

" RETURN " CASES.

1926	No "Return" Cases.
1927	" "
1928	" "
1929	" "
1930	One case.

2nd occurred 27 days after discharge of
1st from Hospital.

The absence of " Return " Cases is noteworthy.

ANTITOXIN APPLICATIONS FROM PRACTITIONERS.

1926	...	24 applications.	926,000 units issued.
1927	...	28 "	1,108,000 " "
1928	...	19 "	784,000 " "
1929	...	21 "	438,000 " "
1930	...	22 "	578,000 " "

The following Table gives some very useful information with respect to Diphtheria and Croup in this district since 1901 :—

Year	Estimated Population Middle of Year	Total No. of Cases Notified	Attack Rate per 1,000 Population	No. of Deaths Registered Diphtheria and Croup	Fatality per cent. of Cases.	Mortality per 1,000 Population	Number of Cases treated in Hospital	Percentage of Cases of Removed to Hospital
1901	54,000	55	1.0	12	21.8	0.22	22	40.0
	{ Census 53,579 }							
1902	55,000	40	0.7	5	12.5	0.09	20	50.0
1903	56,000	40	0.7	3	7.5	0.05	27	67.5
1904	57,000	55	0.9	12	21.8	0.21	33	54.5
1905	58,500	65	1.1	10	15.3	0.17	45	69.2
		255						
1906	62,000	58	0.9	12	20.7	0.19	30	51.7
1907	67,000	92	1.3	7	7.6	0.10	61	66.3
1908	71,000	72	1.0	8	11.0	0.11	50	69.4
1909	73,000	57	0.7	9	15.7	0.12	31	54.4
1910	75,000	44	0.58	4	9.0	0.05	25	56.8
		323						
1911	79,000	62	0.78	16	25.8	0.20	46	74.2
	{ Census 78,504 }							
1912	81,000	75	0.9	9	12.0	0.11	39	52.0
1913	83,000	44	0.5	5	11.3	0.06	28	63.6
1914	85,000	84	0.99	9	10.7	0.10	56	66.6
1915	Civil 85,000 Gr's 90,000	89	0.99	15	16.8	0.16	54	60.6
		354						
1916	*83,442	68	0.08	11	16.1	0.13	43	63.2
	†90,786							
1917	*84,209	46	0.81	1	2.1	0.01	25	54.3
	†93,869							
1918	*80,956	49	0.65	6	12.2	0.07	31	65.3
	†90,708							
1919	*95,424	71	0.74	9	12.6	0.09	25	35.2
	†99,403							
1920	100,000	103	1.03	7	6.8	0.07	33	32.0
1921	89,600	96	1.07	12	12.5	0.13	57	59.4
1922	91,000	88	0.85	4	4.5	0.04	46	52.0
1923	91,000	60	0.65	1	1.1	0.01	41	68.3
1924	91,000	34	0.37	1	2.9	0.01	25	73.5
1925	91,720	62	0.67	6	9.6	0.06	43	69.3
1926	93,050	110	1.18	12	10.9	1.01	90	81.8
1927	93,530	129	1.37	11	8.5	0.13	98	75.2
1928	99,000	92	0.92	8	8.6	0.08	61	66.3
1929	101,300	41	0.40	2	4.9	0.02	34	82.9
1930	98,900	77	0.76	7	9.1	0.07	64	83.1
		449						

HOME-TREATED CASES, 1926-1930.

1926	0	0	notified same time.				
1927	4	{	1—2nd case	„	5 days after 1st.		
					1	„	6	„	„
					1	„	29	„	„
					1	„	28	„	„
1928	2	{	1	„	2	„	„
					1	„	53	„	„
1929	0	Nil.					
1930	2	{	1—2 cases notified at same time.				
					1—2nd 3 days after 1st.				

HOSPITAL-TREATED CASES.

1926	4	{ 2 instances 2 cases removed same time.			
				{ 1 instance 3 „ „ „			
				{ 1 „ 2nd case removed 25 days after 1st			
1927	4	{ 1 instance 2 cases removed same time.			
				{ 1 „ 2nd removed 11 days after 1st.			
				{ 1 „ 2nd „ 17 „ „			
				{ 1 „ 2nd „ 63 „ „			
1928	11	{ 2 instances 2 cases admitted at same time.			
				{ 1 instance 3 „ „ „			
				{ 3 „ 2nd case removed 2 days after 1st			
				{ 1 „ 2nd „ 3 „ „			
				{ 1 „ 2nd, & 3rd „ 7 „ „			
				{ 1 „ 2nd „ 11 „ „			
				{ 1 „ 2nd „ 24 „ „			
1929	1	{ 1 „ 2nd „ 21 „ „			
				{ 1 „ 2nd „ 2 „ „			
1930	3	{ 1 „ 2nd „ 4 „ „			
				{ 1 „ 2nd „ 59 „ „			
				{ 1 „ 2nd „ 2 „ „			

3rd, 3 days later and 4th, 3 days after 3rd.

TYPHOID.

The following Table shows the number of notifications of, and deaths from, Typhoid Fever in each of the past five years:—

Year.	Number of Notifications.	Attack Rate per 1,000 of Population.	Number of Deaths.	Death Rate per 1,000 of Population.	Admissions to hospital.	English Mort'ility Rate per 1,000 p'pulat'n
1926	2	0.02	—	—	1	.009
1927	3	0.02	1	0.01	2	.009
1928	6*	0.06	3	0.03	2	.011
1929	5	0.05	—	—	2	.010
1930	3	0.03	—	—	—	Not known

* One of these was an imported case.

In the previous quinquennium the number of notifications was 30.

The Table below shows how remarkable has been the fall for several years past in the number of cases notified. It will be noted that there were 257 cases in 1901, in a population of 53,000 whereas there were but 3 cases in 1930 with a population of approximately 100,000.

DEATHS FROM TYPHOID SINCE 1901, WITH RATES.

Year.	Notified Cases.	Deaths.	Death-Rate per 1,000 of Population.	English Mortality Rate per 1,000 populat'n
1901	257	31	0.57	0.16
1902	64	12	0.21	0.13
1903	47	5	0.08	0.10
1904	39	7	0.12	0.09
1905	61	8	0.13	0.09
1906	65	5	0.08	0.09
1907	31	3	0.04	0.07
1908	34	4	0.05	0.07
1909	18	2	0.02	0.06
1910	14	5	0.06	0.05
1911	24	1	0.01	0.06
1912	16	3	0.03	0.04
1913	19	3	0.03	0.04
1914	23	1	0.01	0.04
1915	14	3	0.03	0.03
1916	11	3	0.03	0.03
1917	2	1	0.01	0.02
1918	4	1	0.01	0.02
1919	1	—	—	0.01
1920	6	2	0.02	0.01
1921	11	1	0.01	0.01
1922	2	1	0.01	0.01
1923	4	1	0.01	0.01
1924	10	1	0.01	0.01
1925	3	—	—	0.01
1926	1	—	—	0.01
1927	3	1	0.01	0.01
1928	6	3	0.03	0.01
1929	5	2	—	0.01
1930	3	—	—	Not known

ERYSIPELAS.

Below will be found particulars with regard to Erysipelas. This disease has ceased to be of any importance from the public health point of view, and it is difficult to understand why it is still on the list of notifiable diseases.

Year.	Number of Notifications.	Number of Deaths.	Death Rate per 1,000 of population.	Admissions to hospital.
1926	24	2	0.02	—
1927	32	—	—	—
1928	30	—	—	—
1929	46	—	—	1
1930	28	—	—	—
Totals	160	2	—	1

CEREBRO-SPINAL MENINGITIS.

Two cases only have occurred in the quinquennium, both in 1930, and both recovered.

ACUTE POLIO-MYELITIS.

Two cases only occurred in the quinquennium, one in 1926 and one in 1929. Both recovered.

ENCEPHALITIS LETHARGICA.

The following Table shows the notifications of this disease during the past five years :—

Year.	Number of Notifications.	Attack Rate per 1,000 of population.	Number of Deaths.	Death Rate per 1,000 of population.
1926	6	0.06	—	—
1927	9	0.09	3	0.03
1928	7	0.07	5	0.05
1929	5	0.05	1	0.01
1930	2	0.03	4	0.04
Totals.	29		13	

It will be noticed from the above table that whereas there were only two notifications in 1930, there were four deaths. This is accounted for by the fact that one of the cases notified in 1929 died in 1930 and one of the deaths was that of an inward transfer.

Notifications In Sex Age			Results of Bacteriological Examination.	Subsequent History.
1926	M	Yrs 24	Not stated	Removed to County Mental Hospital.
	F	1½	Do.	FATAL.
	F	61	No Examination	
	M	7	Do.	
	F	22	Not stated.	Removed to County Mental Hospital.
	M	43	No examination	
	F	52	Not stated	
1927	M	22	Not stated	Removed to Hospital ; Doctor there notified case as Tubercular Meningitis.
	F	37	No examination	FATAL.
	M	43	Not stated	FATAL.
	M	30	Do.	Removed to Hospital ; on enquiring in Sept., 1928, Health Visitor was told he had double vision still ; dizziness, right side partially paralysed. Is in convalescent home.
	M	60	Do.	FATAL.
	F	14	No examination	Fatal 10 hours after Doctor's 1st visit.
	F	12	Do.	FATAL.
	M	59	Do.	
1928	M	49	Not stated	Removed to Hospital.
	M	56	Do,	Do.
	M	16	Do.	
	F	19	Do.	Removed to Hospital.
	M	40	Do.	
	M	53	Do.	Removed to Hospital.
	M	15	Do.	
1929	F	44	Not stated	Removed to Hospital.
	F	19	No T.B. bacilli or other bacteria found.	
	F	20	No examination.	
	F	39	Do.	FATAL—1930, in Hospital.
	F	56	—	FATAL.
1930	F	56	Not stated	FATAL.
	F	41	Do.	FATAL.

LOBAR AND INFLUENZAL PNEUMONIA.

The following Tables give particulars regarding the incidence of, and the mortality from Influenzal Pneumonia :—

NOTIFICATIONS.

1926	1927	1928	1929	1930	Totals.
M 30	37	52	63	35	217
F 21	23	35	54	20	153
51	60	87	117	55	370

SEXES AND AGES OF NOTIFICATIONS. (Quinquennium).

Sexes.	Year.	0-1	1-5	5-15	15-25	25-45	45-65	Over 65	Totals.
M	1926	—	2	2	3	11	8	4	30
	1927	—	—	1	7	13	10	6	37
	1928	—	3	9	9	15	14	2	52
	1929	2	10	9	8	17	12	5	63
	1930	—	3	9	3	10	10	—	35
F	1926	—	—	4	3	7	4	3	21
	1927	—	—	3	2	9	3	6	23
	1928	2	6	4	2	9	10	2	35
	1929	2	9	3	5	16	14	5	54
	1930	1	—	3	3	5	4	4	20
	Totals	7	33	47	45	112	89	37	370

DEATHS FROM INFLUENZA AND CHEST COMPLICATIONS. (A) INFLUENZA.

Year	Number of Deaths.		Rate per 1,000 of population.	Percentage of total deaths.
	All ages.	Under One year.		
1926	24	2	0.25	2.3
1927	37	—	0.39	3.4
1928	16	1	0.15	1.5
1929	72	2	0.71	5.9
1930	7	—	0.07	0.7
Totals	156	5		

(B) BRONCHITIS.

1926	56	5	.60	5.3
1927	80	3	0.85	7.3
1928	53	2	0.52	5.0
1929	48	2	0.47	3.9
1930	36	2	0.35	3.4
Totals	273	14		

(C) PNEUMONIA.

1926	59	8	0.63	5.6
1927	76	9	0.81	6.9
1928	93	11	0.92	8.7
1929	92	13	0.90	7.6
1930	83	10	0.81	7.9
Totals	403	51	0.81	7.4

Some of these were admitted to the General Hospital and some to the Poor Law Hospital, and in a few the services of the District Nurse were requisitioned.

SMALL-POX.

There were three cases of Smallpox during the past five years, all in 1930, one of which was not actually discovered until after his recovery and until the second case had occurred. Where this first case received infection it has been impossible to ascertain. The other two cases were removed to hospital and, unfortunately, one died.

CASES.

1926—Nil.

1927—Nil.

1928—Nil.

1929—Nil.

1930—3.

CONTACTS.

Visits were paid to contacts reported to us, mostly members of crews of vessels arriving in Liverpool from ports where Smallpox was prevalent, or having had a case on board.

1926—103 visits.

1927—124 „

1928—265 „

1929—202 „

1930—322 „

PUBLIC HEALTH (SMALL-POX PREVENTION) REGULATIONS, 1917.

No primary vaccinations or re-vaccinations were performed by the Medical Officer of Health during the past five years.

VACCINATION.

Under the Local Government Act, 1930, Local Authorities assumed control on the 1st April of that year, of the work carried out by Public Vaccinators and Vaccination Officers. The two Public Vaccinators appointed by the Guardians for this Borough (Dr. W. B. Briggs for the North District and Dr. N. A. C. Best for the South District),¹ were re-appointed, as was also the Vaccination Officer (Mr. William Miller), who, however, died in the early part of 1931, being succeeded by Mr. W. M. Jardine.

The following is information supplied to the Ministry of Health in regard to the work carried out by these Officers.

Form M379A.

RETURN showing Numbers of Persons successfully vaccinated and re-vaccinated at the cost of the Rates by the Public Vaccinators during the year ended 30th September, 1930.

District	Public Vaccinator.	Numbers of Successful Primary Vaccinations of Persons			Number of Successful Re-Vaccinations
		under one year of age	one and up-ward	Totals	
North Wallasey	Dr. William Bruce Briggs ...	236	9	245	3
South Wallasey	Dr. Norman A. C. Best ...	272	35	307	16
	Totals ...	508	44	552	19

Particulars with regard to vaccination of infants by the Public Vaccinators for the past few years will be found below. These figures are supplied by the Vaccination Officer.

RETURN BY VACCINATION OFFICER

Respecting the Vaccination of Children whose births were registered from 1st January to 31st December, 1930 inclusive.

No. of Births returned in the "Birth List Sheets" as registered from 1st Jan. to 31st December 1930	No. of these births duly entered by 31st January, 1931, in the "Vaccination Register" (Birth List Sheets).					No. of these births which on 31st Jan., 1931, remained un-entered in Vaccination Register on account of			No. of these Births remaining on 31st Jan. 1931 neither entered in vaccinat'n Register nor temporarily accounted for in Report Book.	No. of Certificates of successful primary vaccin'n of children under 14 received during the Calendar year, 1930.	No. of Statutory Declarations or conscientious objections received during the Calendar year, 1930.
	Col. 1. Successfully re-vaccinated	Col. 2.		Col. 4.	Col. 5.	Postponement by Medical Certificate	Removal to Districts the Officers of which have been apprised	Removal to places to unknown or which cannot be reached and cases not having been found			
		Insusceptible	Had Small-pox	Statutory Declarations or conscientious objections received	Died unvaccinated						
1,357	908	28	—	260	56	22	17	36	30	983	295

**VACCINATION RETURNS FOR WALLASEY FOR THE YEAR
ENDED JUNE 30th.**

	1926	1927	1928	1929	1930
Successfully Vaccinated	855	830	822	881	889
Died before Vaccination	66	73	40	54	64
Insusceptible	15	12	14	17	22
Conscientious Objections	163	195	178	271	285
Postponed by Medical Certificate ...	120	91	117	73	30
Removed, Traced, and Vaccination Officers notified	50	24	40	29	18
Not found, or removed to places un- known	40	27	38	31	38
Not Vaccinated, or otherwise accounted for	33	79	45	38	40
Total Number of Births Registered ...	1,342	1,331	1,294	1,394	1,386
Percentage of successful Vaccinations ...	63	62	63	63	64

ANTHRAX.

No case of Anthrax was reported in the Borough during the past five years.

RABIES.

No case of Rabies occurred in the past five years.

**MALARIA, DYSENTERY, TYPHUS,
CHOLERA, PLAGUE.**

Eight cases of Malaria and five of Dysentery were notified during the quinquennium. In 1926 and 1927 Plague Contacts who were reported ex Vessels arriving from infected ports were visited, the number of such visits being 40.

MEASLES.

Measles is not notifiable in the Borough, compulsory notification having ceased at the end of 1919. Cases and suspected cases occurring in the Schools are notified through the Education Office, and all are visited in their homes by the Health Visitors. Certain cases also are admitted to the Infectious Diseases Hospital. There was a mild epidemic in 1927 and 1929.

The following Table gives particulars as to the cases reported from the schools in each of the past five years:—

Year	Number reported.	Number not as reported.	Number of Deaths.	Death Rate per 1,000 of population.
1926	191	8	4	0.04
1927	267	4	8	0.08
1928	91	8	4	0.04
1929	366	19	8	0.08
1930	148	10	3	0.03
Totals	1,063	49	27	

The number reported in the previous quinquennium was 1074.

WHOOPIING COUGH.

The procedure with regard to Whooping Cough is exactly the same as in Measles. Whooping Cough, like Measles, is hardly ever absent from the Borough.

The following Table gives particulars as to the cases reported in each of the past five years :—

Year.	Number reported.	Number not as reported.	Number of Deaths.	Death Rate per 1,000 of population.
1926	43	6	1	0.01
1927	209	6	12	0.12
1928	95	Nil.	6	0.06
1929	88	10	5	0.05
1930	91	11	2	0.02
Totals	526	33	26	

The number reported in the previous quinquennium was 676.

CHICKEN POX.

Cases of suspected Chicken Pox are reported by the Education Authority, and visits are paid to the homes in order to ascertain the conditions existing thereat. Cases which admit of any doubt as to diagnosis are visited by one of the Medical Staff. Children found unvaccinated are reported to the Public Vaccinator.

The following Table gives particulars as to the cases reported in each of the past five years :—

Year.	Number reported.	Number not as reported.
1926	218	10
1927	176	6
1928	81	6
1929	200	12
1930	261	9
Totals	936	43

None of the cases were fatal.

Advantage is always taken when visiting cases of Chicken Pox to enquire whether the patient is vaccinated or otherwise.

The cases visited during the past five years were :—

Year.	Number of cases.	Un-vaccinated.	One mark.	Two marks.	Four marks.
1926	218	4	79	23	102
1927	176	9	61	6	100
1928	81	11	25	6	39
1929	200	22	56	10	100
1930	261	41	52	8	160
Totals	936	87	273	53	501

The number reported in the previous quinquennium was 704.

MUMPS.

Mumps is a disease which at times very adversely affects the attendance of children at school. There was an epidemic in 1921, and again in 1925. In the interval the disease was practically absent from the Borough. The mortality was nil, and the disease for the most part very mild in character.

The following Table gives particulars as to the cases reported in each of the past five years :—

Year.	Number reported.	Number not as reported.
1926	183	24
1927	56	10
1928	63	8
1929	132	24
1930	26	8
Totals	460	74

None of the cases were fatal.

The number reported in the previous quinquennium was 761.

SCHOOLS.

The Report with regard to the medical inspection of School Children will be found in the Appendix to this Report.

Cases of infectious or suspected infectious disease occurring amongst the scholars are reported to me by the Director of Education. All these are visited, and a report on each sent to that official. Whenever there is a suspicion that diseases are being spread by means of any particular school, visits are paid to it, and children excluded where necessary.

The following cases reported by the Education Authority were inquired into during the past five years :—

	1926	1927	1928	1929	1930	Total.
Measles	191 (8)*	267 (4)	91 (8)	366 (24)	148 (10)	1,063 (54)
Chicken-pox ...	218 (10)	176 (6)	81 (6)	200 (12)	261 (9)	936 (43)
Whooping Cough	43 (6)	209 (6)	95	88 (10)	91 (11)	526 (33)
Mumps	183 (24)	56 (10)	63 (15)	132 (24)	26 (8)	460 (81)
Other Diseases	37 (3)	36	18 (4)	99 (4)	79 (6)	269 (17)
Totals	672 (51)	744 (26)	348 (33)	885 (74)	605 (44)	3,254 (228)

* The figures in brackets are the numbers of cases found not to be as reported.

MATERNITY AND NURSING HOMES.

Nursing Homes on the Register at January 1st, 1930 ...	29
Applications for Registration in 1930	—
Nursing Homes registered	—
Orders made revising or cancelling registration	—
Appeals against such orders	—
Cases in which such orders have been—	
(a) Confirmed on appeal ; and	—
(b) Disallowed	—
Applications for exemption from registration	—
Cases in which exemption has been—	
(a) Granted	—
(b) Withdrawn	—
(c) Refused	—
Nursing Homes discontinued during the year	4
On the Register at December 31st, 1930	25
Deaths in Nursing Homes during the year	20
Visits during the year	36

BLIND PERSONS ACT, 1920.

Until March 31st, 1930, the Welfare of Blind Persons in Wallasey, with the exception of those coming under the supervision of the Education Committee, was, under an arrangement made with the Liverpool Workshops for the Blind following the passing of the above named Act, looked after by their Home Teaching Society, a grant of £10 per person per annum being paid to the Liverpool Workshops for this purpose. As and from April 1st, that duty was taken over by the Corporation, the Blind Persons Act Sub-Committee of the Health Committee being directly responsible for the work. A Scheme whereby necessitous blind persons receive financial assistance up to a maximum of 27/6d. per week (Husband and wife, both blind, receive up to 42/- per week), has since been in force. Arrangements have also been made under which the Liverpool Workshops for the Blind train Wallasey blind persons and also look after the interests of approved Home Workers, grants of £40 each per annum being made for that purpose. The Scheme for Financial Assistance to blind persons has been increasingly made use of, as will be seen by the following figures.

UNDER OLD SCHEME.

	M	F	Total
No. of Blind Persons on the Register at January 1st, 1930	52	39	91
No. on the Register at March 31st 1930 ...	55	39	94
No Receiving Home Teaching Society's Allowance at March 31st	21	19	40
Amount paid to the Society year ended 31st March, 1930	£750

UNDER NEW SCHEME.

No. of Blind Persons on the Register at April 1st, 1930	55	39	94
No. of applications for assistance to Dec. 31st	35	42	77
No. receiving financial assistance under the Corporation's Scheme at December, 31st	28	34	62
Amount paid by the Corporation April to December, 1930 (9 months)	£1662	11s.	3d.
No. of persons added to the Register during 1930	11	19	30
No. of names removed owing to—			
(a) Removal from district	2	—	2
(b) Death	4	4	8
(c) Other causes	1	—	1
No. on the Register at December 31st, 1930	59	54	113
No. of these under 16 years of age ...	7	2	9
No. of these at Schools for the Blind ...			
No. of Adults at Schools for the Blind ...	2	1	3
No. in Liverpool Workshops	2	1	3
No. in Henshaw's Blind Asylum ..	1	—	1
No. of Approved Home Workers ...	1	—	1

The visitation of blind persons formerly done by a representative of the Liverpool Home Teaching Society was taken over by the Corporation's Home Teacher (Miss A. M. Arnold), who commenced duty on the 14th August, 1930.

The following is a summary of her work to the end of 1930.

**SUMMARY OF WORK CARRIED OUT BY THE HOME
TEACHER.**

Visits re registration of blind persons	10
„ applications for financial assistance	12
„ teaching of Braille	89
„ „ „ Moon Type	44
„ „ „ Knitting	4
„ „ „ Cane Chair Work	7
„ „ „ Coal sack making	2
„ use of embossed note paper	9
Number of readings to Blind Persons	29
„ sighted letters written	20
Visits to Library re embossed books	4
Other visits (including helping in domestic work and nursing, social visits, etc.)	638

PREVENTION OF BLINDNESS.

It is, of course, much more important to prevent blindness than to give subsidies to people when they are blind. One of the most fruitful sources of blindness at one time was Ophthalmia Neonatorum. As far as Wallasey is concerned this source has practically been cut off, probably owing to the action taken under the Ophthalmia Neonatorum Regulations, under which prompt treatment is secured for the infant sufferers.

With regard to diseases of the eye which may tend to blindness, the two local hospitals have expert Ophthalmic Surgeons on their Honorary staffs. There is nothing to lead me to think that the facilities for treatment of eye diseases in the Borough falls short of requirements.

FREE WIRELESS LICENCES.

Under the Wireless Telegraphy (Blind Persons Facilities) Act, 1926, blind persons are entitled to free wireless licences on production of a certificate from the Local Authority that such persons are registered in the area of the Local Authority and are not resident in a public or charitable institution or in a school. 56 such Certificates were issued during the past five years.

FREE TRAVEL FACILITIES.

In October, 1930, an arrangement was come to with the Liverpool, Birkenhead and Wallasey Corporations, under which the free travel passes issued by any one of these Authorities would be available for use on the trams and buses of the other Authorities. Free ferry passes are also issued by the Wallasey Corporation.

MEDICAL EXAMINATION.

Applicants for financial assistance under the Corporations Scheme are, unless known to be already certified blind, as a routine, referred to Dr. H. R. Bickerton for examination and report by him.

CARE OF THE MENTALLY DEFECTIVE. INSTITUTIONAL ACCOMMODATION.

No Institution has been provided by this Local Authority for the reception of cases of mental deficiency. An arrangement however, exists between Birkenhead and Wallasey Corporations under which twelve beds are reserved in Tranmere Institution for Wallasey cases, aged 15 years or over, all grades.

Other Institutions which receive Wallasey cases, though not under any standing arrangement, are the Chester Poor Law Institution (females, low grades), the Royal Albert Institution, Lancaster (all grades), Ashton House, Oxton, Birkenhead (females, high grade); Whittington Hall, Chesterfield (females, all grades); Sandelbridge, Alderley Edge (high grade); etc.

Considerable difficulty is experienced in getting Institutional accommodation for our cases.

This Corporation is one of the Constituent Members of a Joint Committee, consisting of Chester County, Chester City, Birkenhead C.B. and Wallasey C.B., formed for the purpose of providing accommodation for cases of mental deficiency.

A site and building have been secured at Cranage Hall, and alterations of the building to enable it to be temporarily used pending the erection of a large, permanent Institution, are at the moment in progress. It is hoped that the place will be ready for occupation in the near future. In this temporary Institution, Wallasey will be allocated 8 beds.

CASES UNDER GUARDIANSHIP, ETC.

<i>Cases under Order :</i>	1926	1927	1928	1929	1930
In Institutions at Dec. 31st ...	37	38	43	43	41
Under Guardianship ...	8	10	14	12	13
In places of Safety ...	—	1	—	—	—
Under Statutory Supervision	2	2	2	2	1
Under Voluntary Supervision	24	20	19	21	21
<i>Subject to be dealt with :</i>					
Notified by Education Author.	2	—	—	—	—
Otherwise ascertained... ..	6	6	5	8	11
<i>Cases who may become subject to be dealt with :</i>					
In Institutions or Guardian-ship	—	—	—	—	—
Reported to Local Authorities	1	1	3	—	—
Under Voluntary Supervision	—	—	—	—	—
<i>No. of cases on Licence returned or transferred :</i>					
To Institutions	—	5	5	2	2
To Guardianship	—	—	—	—	—

TUBERCULOSIS.

The Clinical Tuberculosis Officer attends the following Clinics:

Mill Lane Dispensary.		Leasowe Hospital.	
Mondays, 11 a.m.	Adults	First and third Wednesday in each month at 2 p.m.	
Tuesdays, 11 a.m.	„		
Wednesdays, 5 to 6-30	„		
Fridays, 11 a.m.	„		
Thursdays, 9-30 a.m.	Children		

No. of persons attending the	1930	1929	1928	1927	1926
Dispensaries	808	848	710	709	749
„ „ diagnosed					
Tuberculous	416	439	400	325	397
„ „ diagnosed					
Non-Tuberculous	184	206	224	123	163
„ „ suffering from Mal-nutrition (Pre-Tuberculous)	118	151	86	261	189
Years 1930, 1929, 1928 include cases from the added areas.					
	1930	1929	1928	1927	1926
Number of new cases, Wallasey ...	322	375	361	286	336
„ „ „ added area	62	80	44	—	—
„ of Children	196	245	216	147	146
Percentage of cases referred by General Practitioners (excluding Contacts)					
	74%	66%	71%	70%	92%
Number of Contacts	170	186	192	120	164

It is satisfactory to note that the percentage of new cases referred by General Practitioners has risen from 49% in the last 5 years period 1921-25 to the above:

ATTENDANCES AT DISPENSARIES.

	Mill Lane	Leasowe	Mill Lane	Leasowe	Mill Lane	Leasowe
	1930	1930	1929	1929	1928	1928
Males	341	11	360	10	370	7
Females	339	16	294	34	385	9
Children	1689	101	2413	136	3109	50
	<hr/> 2369	<hr/> 128	<hr/> 3067	<hr/> 180	<hr/> 3864	<hr/> 66

The poor attendances at Leasowe were probably due to the fact that the clinic held at Leasowe Hospital is not very accessible to those living in certain parts of the district. A considerable number of cases from the added area in fact, attend the Dispensary at Mill Lane, which, although farther away, is in fact more accessible.

CONTACTS.

The number of contacts was 170 (61 adults, 109 children).
Of the Adults :

	1930	1929	1928	1927	1926
No. of Persons found to be suffering from Pulmonary Tuberculosis	13 (21%)	20%	1.49%	6%	13%
No. of Persons found to be suffering from Non-Pulmonary Tuberculosis ...	1 (2%)	—	14.90%	3%	16%
No. of Persons diagnosed Non-Tuberculous	47 (77%)	80%	83.61%	91%	71%
Of the Children :					
No. found to be suffering from Pulmonary Tuberculosis	0	.7%	1.6%	0%	5%
No. found to be suffering from Non-Pulmonary Tuberculosis	(4) 4%	1.4%	8.0%	4.5%	6%
No. found to be suffering from Malnutrition	(43) 39%	34.7%	35.2%	69.2%	49%
No evidence of any disease ...	(62) 57%	63.2%	55.2%	26.3%	40%

All of the Malnutrition Cases are kept under observation with a view to building up a resistance to Tuberculosis and to detect the earliest signs of Tuberculosis should that disease develop.

SPUTUM.

	1930	1929	1928	1927	1926
No. of specimens examined for T.B.	616	536	466	342	345

A marked increase is noted in the numbers sent by General Practitioners.

DEATHS.

Pulmonary Tuberculosis :

	1930	1929	1928	1927	1926
No. of deaths	80	73	69	55	64
Death-rate per 1,000 of population78	.72	.69	.58	.68
Percentage of cases dead within 2 years of notification ...	72%	72%	85.5%	60%	71%
Non-notified deaths	8.7%	9.5%	11.6%	5.4%	6.2%

Non-Pulmonary Tuberculosis :

	1930	1929	1928	1927	1926
No. of deaths	12	19	8	14	14
Death-rate per 1,000 of population11	.18	.07	.15	.15

TABLE WITH REGARD TO DEATHS FROM PHTHISIS (including transfers)

Year	M F		Total	Under 1		1 to 5		5 to 15		15 to 25		25 to 65		65 & over		Death Rates
				M	F	M	F	M	F	M	F	M	F	M	F	
1926	30	34	64	—	—	—	—	—	—	1	11	29	20	—	3	1926=0.68
1927	39	16	55	—	—	—	—	—	—	7	6	32	10	—	—	1927=0.58
1928	43	26	69	—	—	2	—	3	3	19	11	17	10	2	2	1928=0.69
1929	42	31	73	—	—	1	—	—	1	9	5	31	24	1	1	1929=0.72
1930	45	35	80	—	—	—	—	1	—	7	10	34	21	3	4	1930=0.78
Totals	199	142	341	—	—	3	—	4	4	43	43	142	85	6	10	

NOTIFICATIONS.

There were 102 notifications (66 Males, 36 Females) of Pulmonary Tuberculosis, plus 3 cases subsequently cancelled, plus 14 transferred from other districts. 15 of the notifications were from the added area.

There were 25 notifications (13 Males, 12 Females) of non-Pulmonary Tuberculosis, plus 2 cases cancelled, plus 3 transferred from other districts.

	1930	1929	1928	1927	1926
No. of notifications pulmonary Tuberculosis :—					
Wallasey	87	92	100	68	102
Added area	15	7	4	—	—
No. of notifications non-Pulmonary Tuberculosis	25	28	46	30	30

PULMONARY TUBERCULOSIS :

	1930	1929	1928	1927
Percentage of those notified attending the Dispensary ...	67%	75%	69%	67%
Non-Pulmonary Tuberculosis :				
Percentage of those notified attending the Dispensary ...	64%	60%	69%	46%
CLASSIFICATION OF NON - RESPIRATORY TUBERCULOSIS.				

Glands, neck	7
Glands, abdomen...	...	5
Bones and Joints ...	11	(4 adults)
Meninges	1
Skin	1

	<i>Pulmonary</i>	<i>Non-Pulmonary</i>
Notifications from General Practitioners	70	9
Notifications from Tuberculosis Officer...	23	6
Notifications from Other Sources ...	9	10

AGE PERIODS OF NOTIFICATIONS AND DEATHS.

Age Periods.	New Cases.				Deaths.			
	Pulmonary.		Non-Pulmonary.		Pulmonary.		Non-Pulmonary.	
	M.	F.	M.	F.	M.	F.	M.	F.
Under 1 ...	—	—	—	—	—	—	—	—
5 ...	—	—	4	4	—	—	3	3
10 ...	—	—	4	1	1	—	—	—
15 ...	2	—	1	1	1	2	—	—
20 ...	2	2	2	2	1	3	—	—
25 ...	8	8	—	1	5	5	1	—
35 ...	16	12	—	1	8	13	3	—
45 ...	12	8	1	1	10	3	—	1
55 ...	17	4	—	1	13	4	—	1
65 ...	7	1	1	—	5	—	—	—
65 and upwards	2	1	—	—	2	4	—	—
Totals ...	66	36	13	12	46	34	7	5

OCCUPATIONS OF CASES NOTIFIED IN 1930.

Housewives ...	28	Scholars ...	2
Labourers ...	15	Student ...	1
Clerks ...	14	Baker ...	1
Sea-faring ...	10	Postman ...	1
Shop Assistants ...	6	Gas-fitter ...	1
Nil ...	3	Motor Driver ...	1
School Teachers ...	3	Plate-layer ...	1
Boot Repairers ...	2	Window Cleaner ...	1
Compositors ...	2	Traveller ...	1
Engineers ...	2	Bus Driver ...	1
Factory Workers ...	2	Builder ...	1
Laundry Workers ...	2	Mason ...	1

SANATORIA.

There are 22 beds at Mill Lane Sanatorium, chiefly for early and observation cases, a few beds being reserved for advanced cases.

There are also 16 beds available for Wallasey cases at the Cheshire Joint Sanatorium, near Market Drayton.

MILL LANE SANATORIUM.

	<i>Adults</i>	<i>Children</i>	<i>Total</i>
Remaining January 1st, 1930	16	3	19
Admitted during 1930	56	10	66
Discharged	46	13	59
Fatal	13	—	13
Remaining December 31st, 1930 ...	13	—	13

RESULTS OF TREATMENT.

	<i>Adults</i>	<i>Children</i>
Patients discharged much improved ...	17 (37%)	9 (69%)
Patients discharged improved	21 (45%)	4 (31%)
Patients discharged no improvement ...	8 (18%)	—
Of the 13 children discharged during the year :		
At School	11 (85%)
Left the District	2 (15%)
Of the 46 adults discharged :		
Working and fit for work	11 (24%)	} 30.5%
Unemployed	3 (6.5%)	
Unable to work	11 (24%)	
Transferred to Cheshire Joint Sana- torium	8 (17.2%)	
Re-admitted to Sanatorium	2 (4.3%)	
Left the District or died	11 (24%)	

Nearly all the adult cases have been of the intermediate and advanced types of disease, so that 30.5% fit for work is a very satisfactory percentage.

CHESHIRE JOINT SANATORIUM.

	<i>Male</i>	<i>Female</i>	<i>Total</i>
Remaining January 1st, 1930	4	10	14
Admitted during 1930	8	9	17
Discharged	6	11	17
Fatal	—	1	1
Remaining December 31st, 1930 ...	6	7	13

RESULTS OF TREATMENT.

Working constantly	10 (58%)
Unable to work	3 (18%)
Left the District	1 (6%)
Would not settle	1 (6%)
Re-admitted to Sanatorium	1 (6%)
Fatal	1 (6%)

A considerable number of these cases were admitted to Mill Lane Sanatorium and then transferred when the acute phase of the attack was over.

TREATMENT FOR PULMONARY TUBERCULOSIS.

Rest for febrile cases.

Rest, combined with graduated exercises for afebrile cases.

ADDITIONAL TREATMENT.

1. Artificial Pneumothorax.

Males 10.—6 are continuing treatment.

2 ceased treatment after having Phrenic Nerve Evulsion, both are at work.

1 died. 1 transferred to Cheshire Joint Sanatorium.

Of the above 6 :

at full work, 4 ; Unable to work, 2.

Females 9.—7 are continuing treatment.

1 unable to continue treatment.

1 died.

Total number of refills—242.

Many more cases could be treated by this method if there was an X-ray plant attached to the Dispensary. It is a treatment that requires to be carried out with X-ray control. All cases should be screened before each refill.

In 5 cases Phrenic Nerve Evulsion was performed by arrangements with the Victoria Central Hospital, Wallasey. All the cases improved at first but one eventually retrogressed and died, the other 4 are progressing satisfactorily.

AFTER CARE.

There is no after-care Committee in Wallasey.

All patients after discharge from Sanatorium are kept under observation and receive frequent visits from the Health Visitor re Sanatorium regime.

HOUSING.

This is one of the great problems in the Anti-tuberculosis Campaign. Enquiries were made in regard to the sleeping accommodation at houses where cases were notified as suffering from Pulmonary Tuberculosis.

58 (66%) notified persons sleep alone and have a separate room.

8 (9%) notified persons have a separate bed.

22 (15%) notified persons occupy a bed with one or more persons.

12 cases were not visited as General Practitioners stated everything was being done to combat infection.

X-RAY.

92 skiagrams were, by arrangement, taken at the Victoria Central Hospital.

BLOOD COUNTS.

Total and differential white cell counts have been done in various cases, and valuable information has been obtained as to the prognosis. 169 such counts have been performed. The method and classification of the blood cells was described by Von Schilling. It is held that the Schilling blood enumeration, when repeated at frequent intervals during infection, reflects the progress of a patient and anticipates the appearance of a complication, improvement, or other changes in the body by 24 hours or more.

VISITS.

The number of visits paid by the Dispensary Nurses and Health Visitors was 2,000 (1,675 Wallasey, 325 Moreton). These visits are exceedingly important both in the prevention of infection and in the after-care of cases discharged from institutions.

CLERICAL WORK.

The clerical work of the Dispensary has been rapidly increasing chiefly owing to the statistics required by the Ministry of Health and various other bodies. Type-written reports are sent to the doctors after each examination of a patient referred to the Dispensary. In addition there were various requests for reports, notifications, etc., to the General Practitioners. The number of such letters for the year ending December 31st, 1930, was 1,000. A whole time clerk is fully employed.

During the year the work of the Dispensary has progressed smoothly and satisfactorily, due to the conscientious and hard working efforts of my Nurse and Clerk.

F. C. MORGAN,

Clinical Tuberculosis Officer.

1. Number of persons on Dispensary Register on January 1st, 1930	439	9. Number of patients to whom Dental Treatment was given, at or in connection with the Dispensary
2. Number of patients transferred from other areas and of "lost sight of" cases returned ...	21	10. Number of consultations with medical practitioners :— (a) At Homes of Applicants (b) Otherwise	33 149
3. Number of patients transferred to other areas and cases "lost sight of"	54	11. Number of other visits by Tuberculosis Officers to Homes	9
4. Died during the year	49	12. Number of visits by Nurses or Health Visitors to Homes for Dispensary purposes ...	1,820
5. Number of observation cases under A (b) and B (b) above in which period of observation exceeded 2 months	2	13. Number of (a) Specimens of sputum, &c. examined (a) (b) X-ray examinations made in connection with Dispensary work (b)	188 Disp. 428 Other Sources 92
6. Number of attendances at the Dispensary (including Contacts)	2,369	14. Number of Insured Persons on Dispensary Register on the 31st December	146
7. Number of attendances of non-pulmonary cases at Orthopaedic Out-stations for treatment or supervision	47	15. Number of Insured Persons under Domiciliary Treatment on the 31st December ...	15
8. Number of attendances, at General Hospitals or other Institutions approved for the purpose, of patients for— (a) "Light" treatment (b) Other special forms of treatment	171 242	16. Number of reports received during the year in respect of Insured Persons :— (a) Form G.P. 17 (b) Form G.P. 36	13 23

No "Cured" Cases returned and found Tubercular.

TUBERCULOSIS SCHEME OF THE WALLASEY COUNTY BOROUGH COUNCIL.

Return showing the immediate results of treatment of patients and of observation of doubtful cases discharged from Residential Institutions during the year 1930.

[illegible]

TUBERCULOSIS SCHEME OF THE WALLASEY COUNTY BOROUGH COUNCIL.

Memo. 37/T. Table IV. Form T.56.

(a) PULMONARY TUBERCULOSIS.

Annual Return showing in summary form the condition of all Patients whose case records are in the possession of the Dispensary at the end of 1930, arranged according to the years in which the patients first came under Public Medical Treatment for Pulmonary Tuberculosis, and their classification as shown on Form A.

Condition at the time of the last record made during the year to which the Return relates.				Previous to 1926										1926					1927					1928					1929					1930				
				Class T.B. minus	Class T.B. plus				Class T.B. minus	Class T.B. plus				Class T.B. minus	Class T.B. plus				Class T.B. minus	Class T.B. plus				Class T.B. minus	Class T.B. plus				Class T.B. minus	Class T.B. plus								
					Group 1	Group 2	Group 3	Total (Class T.B. plus)		Group 1	Group 2	Group 3	Total (Class T.B. plus)		Group 1	Group 2	Group 3	Total (Class T.B. plus)		Group 1	Group 2	Group 3	Total (Class T.B. plus)		Group 1	Group 2	Group 3	Total (Class T.B. plus)		Group 1	Group 2	Group 3	Total (Class T.B. plus)					
ALIVE.	Discharged as cured.		Adults	M.	17	12	—	—	—	—	—	—	—	—	—	—	—	—	—	—	—	—	—	—	—	—	—	—	—	—	—	—	—	—	—			
			F.	39	12	—	—	—	—	—	—	—	—	—	—	—	—	—	—	—	—	—	—	—	—	—	—	—	—	—	—	—	—	—	—			
			Chil- dren	M.	33	—	—	—	—	—	1	—	—	—	—	—	—	—	—	—	—	—	—	—	—	—	—	—	—	—	—	—	—	—	—	—		
				F.	23	—	—	—	—	—	—	—	—	—	—	—	—	—	—	—	—	—	—	—	—	—	—	—	—	—	—	—	—	—	—	—		
	Disease arrested.		Adults	M.	20	—	6	—	6	—	—	—	1	—	1	1	1	—	2	1	—	1	—	—	—	—	—	—	—	—	—	—	—	—	—			
			F.	9	1	5	—	6	1	—	2	—	2	—	1	—	—	—	1	2	—	—	—	—	—	—	1	—	—	—	—	—	—	—	—			
			Chil- dren	M.	30	—	—	—	—	2	—	—	—	—	—	—	—	—	—	—	—	—	—	—	—	—	—	—	—	—	—	—	—	—	—	—		
				F.	26	—	—	—	—	1	—	—	—	—	2	—	—	—	—	—	—	—	—	—	—	—	—	—	—	—	—	—	—	—	—	—		
	Disease not arrested.		Adults	M.	3	—	13	1	14	—	—	3	—	3	—	—	3	1	4	4	1	5	—	6	3	—	14	—	14	3	—	28	3	31	—			
			F.	5	—	4	—	4	—	—	2	—	2	—	—	4	1	5	3	—	8	1	9	3	1	13	3	17	5	1	14	1	16	—				
			Chil- dren	M.	4	—	1	—	1	—	—	—	—	—	1	—	—	—	—	1	—	—	—	—	—	—	—	—	—	—	—	1	—	1	—			
				F.	12	—	—	—	—	—	—	—	—	—	—	—	—	—	—	1	—	1	—	1	1	—	—	—	—	—	—	—	—	—	—	—		
Condition not ascertained during the year				—	—	—	—	—	—	—	—	—	—	—	—	—	—	—	—	—	—	—	—	—	—	—	—	—	—	—	—	—	—	—	—			
Lost Sight of or otherwise removed from Dispensary Register				583	6	77	35	118	6	—	3	3	6	6	—	12	—	12	4	—	5	8	13	6	2	7	—	9	—	—	3	—	3	—				
Dead.				Adults	M.	8	—	1	102	103	1	—	1	13	14	1	—	—	12	12	1	—	—	14	14	4	—	—	13	13	—	—	—	7	7			
					F.	2	—	1	51	52	3	—	—	17	17	1	—	—	11	11	1	—	—	14	14	1	—	—	6	6	—	—	—	3	3			
					Chil- dren	M.	1	—	—	—	—	—	—	—	—	—	—	—	—	—	—	—	—	—	—	—	—	—	—	—	1	1	—	—	—	—	—	
						F.	2	—	—	—	—	—	—	—	—	—	—	—	—	—	—	—	—	—	—	—	—	—	—	—	—	2	2	—	—	—	—	
Totals				807	11	108	189	308	15	—	12	33	45	12	2	20	25	47	18	1	20	37	58	18	4	34	25	63	8	1	46	14	61					

2 Transfers

2 Transfers

2 Transfers

1 Transfer

3 Transfers

{Over.

* See Note at the end of Section 6 on page 3 of Memorandum 37/T.

(b) NON-PULMONARY TUBERCULOSIS.

Annual Return showing in summary form the condition of all Patients whose case records are in the possession of the Dispensary at the end of 1930, arranged according to the years in which the Patients first came under Public Medical Treatment, and their classification as shown on Form A.

Condition at the time of the last record made during the year to which the Return relates.				Previous to 1926					1926					1927					1928					1929					1930				
				Bones and Joints	Abdominal	Other Organs	Peripheral Glands	Total	Bones and Joints	Abdominal	Other Organs	Peripheral Glands	Total	Bones and Joints	Abdominal	Other Organs	Peripheral Glands	Total	Bones and Joints	Abdominal	Other Organs	Peripheral Glands	Total	Bones and Joints	Abdominal	Other Organs	Peripheral Glands	Total	Bones and Joints	Abdominal	Other Organs	Peripheral Glands	Total
ALIVE.	Discharged as cured.	Adults	M.	1	—	—	2	3	—	—	—	—	—	—	—	—	—	—	—	—	—	—	—	—	—	—	—	—	—	—	—		
			F.	—	—	—	2	2	—	—	—	—	—	—	—	—	—	—	—	—	—	—	—	—	—	—	—	—	—	—	—		
		Children	M.	3	11	—	14	28	—	—	—	—	1	—	—	—	1	—	—	—	—	—	—	—	—	—	—	—	—	—	—		
			F.	5	9	—	13	27	—	—	—	—	—	—	—	—	—	—	—	—	—	—	—	—	—	—	—	—	—	—	—		
	Disease arrested.	Adults	M.	—	—	—	—	—	—	—	—	—	—	—	—	—	1	—	1	—	2	—	—	—	—	—	—	—	—	—	—		
			F.	—	—	—	2	2	—	1	—	1	2	—	—	—	—	—	—	—	—	—	—	—	—	—	—	—	—	—	—		
		Children	M.	5	9	—	7	21	1	2	—	1	4	—	—	—	4	4	—	—	—	4	4	—	—	2	2	—	—	—	—		
			F.	3	8	—	10	21	1	3	—	1	5	—	2	—	3	5	—	—	—	1	1	—	—	1	1	—	—	—	—		
	Disease not arrested.	Adults	M.	—	—	1	—	1	—	—	—	—	—	—	—	—	—	—	—	1	1	1	1	—	—	—	1	—	—	—	—		
			F.	—	1	—	—	1	—	—	—	—	1	—	—	—	1	—	—	—	—	—	1	—	—	1	1	—	1	3	—		
		Children	M.	—	1	—	1	2	1	2	—	1	4	1	1	—	2	2	2	1	3	8	2	—	—	3	5	4	1	—	5		
			F.	—	—	—	—	—	—	—	2	2	1	—	—	1	2	—	1	—	5	6	1	1	1	4	7	2	1	—	6		
Transferred to Pulmonary ...				—	—	—	—	—	—	—	—	—	—	—	—	—	—	—	1	—	—	1	—	—	—	—	—	—	—	—			
Condition not ascertained during the year ...				—	—	—	—	—	—	—	—	—	—	—	—	—	—	—	—	—	—	—	—	—	—	—	—	—	—	—			
Lost Sight of or otherwise removed from Dispensary Register ...				36	16	9	41	102	1	1	—	2	4	—	1	—	1	2	1	1	2	4	8	1	—	—	2	3	—	—			
Dead.	Adults	M.	—	—	—	1	1	—	—	—	—	—	—	—	—	—	—	1	—	—	—	1	2	—	—	2	—	—	—	—			
		F.	—	—	—	1	1	—	—	—	—	—	—	—	—	—	—	—	—	—	—	—	—	—	—	—	—	—	—				
	Children	M.	—	—	—	2	2	—	—	—	—	—	—	—	—	—	—	—	1	—	1	—	—	—	—	1	—	—	1				
		F.	—	—	—	1	1	—	—	—	—	—	—	—	—	—	—	—	—	—	—	—	—	—	1	—	—	—	—				
Totals ...				53	55	10	97	215	4	9	—	9	22	4	4	—	9	17	5	5	5	18	33	8	2	1	12	23	8	2	1	4	15

1 Transfer

PULMONARY TUBERCULOSIS : SUMMARY OF NOTIFICATIONS FOR THE FIVE YEARS, 1926-1930.

Age Periods.	Notifications on Form A.												Notifications on Form B.				Notifications on Form C.			
	Number of Primary Notifications.												Total Notifi- cations on Form A.	No. of Primary Notifications.				Total Notifi- cations on Form B.	Poor Law Institu- tions.	Sana- toria.
														Under 5	5-10	10-15				
	0-1	1-5	5-10	10-15	15-20	20-25	25-35	35-45	45-55	55-65	65 and over.	Total Primary and Notifi- cations.								
1926	Males ...	—	2	3	5	3	13	10	10	4	—	53	62	—	—	—	1	10		
	Females...	—	1	—	9	8	12	12	1	4	1	49	63	—	—	—	2	15		
	Totals ...	—	3	3	4	14	11	22	11	8	1	102	125	—	—	—	3	25		
1927	Males ...	—	—	—	1	8	9	8	7	2	—	36	48	—	—	—	1	7		
	Females...	—	—	—	—	4	1	9	2	3	1	32	35	—	—	—	—	9		
	Totals ...	—	—	—	1	5	9	17	9	5	1	68	83	—	—	—	1	16		
1928	Males ...	—	—	1	2	1	8	10	14	5	—	56	68	—	—	—	1	14		
	Females...	—	—	—	2	5	6	11	3	7	—	48	57	—	—	—	1	12		
	Totals ...	—	—	1	4	6	14	21	17	12	—	104	125	—	—	—	2	26		
1929	Males ...	—	1	—	2	2	10	12	9	3	1	55	65	—	—	—	6	14		
	Females...	—	—	—	2	5	6	9	7	2	4	44	47	—	—	—	3	17		
	Totals ...	—	1	—	4	7	19	21	16	5	5	99	112	—	—	—	9	31		
1930	Males ...	—	—	—	2	4	9	12	16	6	2	66	72	—	—	—	10	14		
	Females...	—	—	—	—	3	6	8	5	1	1	36	45	—	—	—	6	7		
	Totals ...	—	—	—	2	7	15	20	21	7	3	102	117	—	—	—	16	21		
	Males ...	—	3	4	10	13	38	52	56	20	3	266	315	—	—	—	19	59		
	Females...	—	1	—	5	26	30	49	18	17	7	209	247	—	—	—	12	60		
Totals 5 years.	Totals ...	—	4	4	15	39	68	101	74	37	10	475	562	—	—	—	31	119		

NON-PULMONARY TUBERCULOSIS. SUMMARY OF NOTIFICATIONS, 1926-1930.

Age Periods.	Notifications on Form A.													Notifications on Form B.			Notifications on Form C.	
	Number of Primary Notifications.													No. of Primary Notifications.			Poor Law Institutions.	Sana-toria.
	0-1	1-5	5-10	10-15	15-20	20-25	25-35	35-45	45-55	55-65	65 and over	Total Primary Notifications.	Total Notifications on Form A.	Under 5	5-10	10-15		
1926	Males ...	2	6	1	2	2	1	3	—	—	—	18	18	—	—	—	—	4
	Females...	1	4	1	3	—	1	—	—	—	—	12	15	—	—	—	—	2
	Totals ...	3	10	2	5	2	2	3	—	—	—	30	33	—	—	—	—	6
1927	Males ...	—	3	7	3	2	1	—	—	—	—	16	17	—	—	—	—	2
	Females...	—	6	4	1	1	—	—	1	—	—	14	14	—	—	—	—	1
	Totals ...	—	9	11	4	3	2	—	1	—	—	30	31	—	—	—	—	3
1928	Males ...	—	10	6	3	4	—	2	—	1	—	27	28	—	—	—	—	4
	Females...	—	7	2	6	—	3	—	1	—	—	19	19	—	—	—	—	3
	Totals ...	—	17	8	9	4	3	2	1	1	—	46	47	—	—	—	—	7
1929	Males ...	—	4	2	3	1	2	—	—	—	1	14	18	—	—	—	2	—
	Females...	—	4	4	4	—	1	—	—	—	—	14	15	—	—	—	—	4
	Totals ...	—	8	6	7	1	3	—	—	—	1	28	33	—	—	—	2	4
1930	Males ...	—	4	3	1	2	—	1	—	1	—	12	13	—	—	—	1	5
	Females...	—	4	2	1	3	2	—	1	—	—	13	15	—	—	—	1	1
	Totals ...	—	8	5	3	5	2	1	1	1	—	25	28	—	—	—	2	6
Totals 5 years	Males ...	2	27	19	13	11	4	6	—	2	1	87	94	—	—	—	3	15
	Females...	1	25	13	16	4	7	—	3	—	—	72	78	—	—	—	1	11
	Totals ...	3	52	32	29	15	9	6	3	2	1	159	172	—	—	—	4	26

PULMONARY TUBERCULOSIS.

New cases coming to the knowledge of M.O.H. otherwise than by notifications on Forms A or B.

Age Periods.		0-1	1-5	5-10	10-15	15-20	20-25	25-35	35-45	45-55	55-65	Over 65	Totals.
1926	Males ...	—	—	—	—	—	2	3	1	—	—	—	6
	Females ...	—	—	—	—	1	—	1	—	2	—	—	4
	Totals ...	—	—	—	—	1	2	4	1	2	—	—	10
1927	Males ...	—	—	—	—	1	—	2	2	2	1	—	8
	Females ...	—	—	—	—	—	2	1	1	—	—	—	4
	Totals ...	—	—	—	—	1	2	3	3	2	1	—	12
1928	Males ...	—	1	1	1	1	2	5	6	11	—	1	29
	Females ...	—	—	1	—	1	3	4	3	2	2	1	17
	Totals ...	—	1	2	1	2	5	9	9	13	2	2	46
1929	Males ...	—	1	1	—	1	—	1	1	3	—	—	8
	Females ...	—	—	—	—	—	1	1	3	—	—	1	6
	Totals ...	—	1	1	—	1	1	2	4	3	—	1	14
1930	Males ...	—	—	1	—	1	2	2	1	3	2	1	13
	Females ...	—	—	1	1	1	—	4	1	—	—	—	8
	Totals ...	—	—	2	1	2	2	6	2	3	2	1	21
Totals 5 Years	Males ...	—	2	3	1	4	6	13	11	19	3	2	64
	Females ...	—	—	2	1	3	6	11	8	4	2	2	39
	Totals ...	—	2	5	2	7	12	24	19	23	5	4	103

NON-PULMONARY TUBERCULOSIS.

New Cases coming to the knowledge of M.O.H. otherwise than by notifications on Forms A or B.

Age Periods.		0-1	1-5	5-10	10-15	15-20	20-25	25-35	35-45	45-55	55-65	Over 65	Totals.
1926	Males ...	—	—	—	—	—	—	1	1	—	—	—	2
	Females ...	—	—	—	1	1	—	—	—	—	—	—	2
	Totals ...	—	—	—	1	1	—	1	1	—	—	—	4
1927	Males ...	1	1	—	1	—	—	2	—	—	—	—	5
	Females	—	1	—	—	—	—	—	—	—	—	—	1
	Totals ...	1	2	—	1	—	—	2	—	—	—	—	6
1928	Males ...	—	4	4	4	1	—	2	—	—	—	—	15
	Females ...	—	2	4	2	2	—	3	—	1	—	—	14
	Totals ...	—	6	8	6	3	—	5	—	1	—	—	29
1929	Males ...	1	3	1	—	—	1	1	—	—	—	—	7
	Females	—	1	2	—	—	—	1	1	—	—	1	6
	Totals ...	1	4	3	—	—	1	2	1	—	—	1	13
1930	Males ...	—	2	—	—	—	—	3	—	—	—	—	5
	Females	—	2	1	—	—	—	—	1	1	—	1	6
	Totals ...	—	4	1	—	—	—	3	1	1	—	1	11
Totals	Males ...	2	10	5	5	1	1	9	1	—	—	—	34
	Females	—	6	7	3	3	—	4	2	2	—	2	29
	Totals ... Five Years	2	16	12	8	4	1	13	3	2	—	2	63

(MEMO. 37/T.: TABLE II.)

RESIDENTIAL INSTITUTIONS.

(A) AVERAGE NUMBER OF BEDS AVAILABLE FOR PATIENTS DURING THE YEAR 1930.

	Observation.	Pulmonary Tuberculosis.		Non-Pulmonary Tuberculosis.		Total
		"Sanatorium" Beds.	"Hospital" Beds.	Disease of Bones and Joints.	Other Conditions.	
Adult Males ...	1	6	6	—	—	13
Adult Females ...	1	10	6	—	—	17
Children under 15	4	—	4	10	2	20
Total ...	6	16	16	10	2	50

(B) RETURN SHOWING THE EXTENT OF RESIDENTIAL TREATMENT DURING THE YEAR 1930.

			In Institutions on Jan. 1st	Admitted during the year.	Dis- charged during year.	Died in the Institu- tions.	In Institu- tions on Dec. 31st	
Number of Patients	}	ChildrenAdults	M.	11	35	28	8	10
		F.	18	37	34	6	15	
		M.	10	6	8	—	8	
		F.	5	7	8	1	3	
Number of Obser- vation Cases	}	ChildrenAdults	M.	—	1	—	—	1
		F.	—	—	—	—	—	
		M.	—	1	1	—	—	
		F.	—	5	5	—	—	
Total ...			44	92	84	15	37	

DEATHS FROM " OTHER TUBERCULOUS DISEASES "
(INCLUDING TUBERCULAR MENINGITIS)
FOR THE PAST FIVE YEARS.

(and those occurring elsewhere and transferred to Wallasey).

Year.	M.	F.	Under 1	1 to 5	5 to 15	15 to 25	25 to 65	65 & over.
1926	6	8	2	7	1	1	2	1
1927	8	7	2	5	4	1	3	—
1928	4	4	—	2	2	2	2	—
1929	9	10	—	8	5	1	3	2
1930	6	6	—	6	—	—	6	—
Totals	33	35	4	28	12	5	16	3
	68							

VISITS *RE* TUBERCULOSIS.

	1926	1927	1928	1929	1930	Totals.
No. of First Visits <i>re</i> Phthisis notifications	121	58	130	92	102	503
„ Revisits „ „	749	691	791	817	755	3,803
„ Visits <i>re</i> „ Deaths	25	45	36	29	24	159
Totals ...	895	794	957	938	881	4,465
„ First Visits <i>re</i> Non-pulmonary notifications	33	23	47	33	25	161
„ Re-visits „ „	329	437	364	397	395	1,922
„ Visits <i>re</i> „ Deaths	—	—	4	—	—	4
Totals ...	362	460	415	430	420	2,087
„ Visits to Mill Lane Dispensary	291	259	250	286	275	1,361
„ First Visits to M.L. Dispensary of Contacts	105	120	192	186	170	773
„ Enquiry Visits <i>re</i> Pensions Cases	—	5	25	—	—	30

TABLE SHOWING DISTRIBUTION OF NOTIFICATIONS OF AND DEATHS FROM PHTHISIS AND OTHER TUBERCULOUS DISEASES IN THE WARDS DURING 1926-1930.

Ward	Phthisis Notifications.					Phthisis Deaths.					Non-Pulmonary Notifications.					Deaths from other Tubercular Diseases.								
	1926	1927	1928	1929	1930	Totals.	1926	1927	1928	1929	1930	Totals.	1926	1927	1928	1929	1930	Totals.	1926	1927	1928	1929	1930	Totals.
1	9	7	11	3	5	35	4	2	5	—	5	16	—	2	2	2	2	—	6	—	2	—	—	2
2	5	5	5	3	9	27	1	5	2	2	4	14	3	2	5	2	—	12	1	1	1	—	1	4
3	4	5	8	11	4	32	4	3	6	6	1	20	2	3	2	4	—	11	—	2	—	2	1	5
4	7	4	7	5	9	32	3	3	10	3	8	27	2	2	2	1	3	10	4	—	—	2	1	7
5	8	4	6	6	4	28	6	3	6	6	3	24	3	—	1	2	2	8	—	1	—	2	1	4
6	9	3	4	7	6	29	7	6	1	7	6	27	3	2	—	1	—	6	—	2	2	—	1	5
7	15	11	10	13	9	58	10	7	6	13	8	44	3	1	4	2	3	13	1	1	1	2	—	5
8	20	8	8	9	6	51	8	6	3	9	6	32	4	3	7	—	3	17	1	1	3	3	3	11
9	7	4	10	11	8	40	7	6	12	3	8	36	3	5	2	3	2	15	1	1	1	3	—	6
10	10	3	12	7	9	41	5	6	4	3	3	21	2	4	8	5	2	21	2	3	—	—	2	7
11	3	4	5	7	4	23	3	3	4	6	7	23	1	2	—	—	3	6	2	—	—	1	1	4
12	7	3	7	5	5	27	3	2	2	6	6	19	5	2	1	—	—	8	1	—	—	—	—	1
13	1	4	5	3	3	16	1	2	3	2	1	9	—	1	2	—	—	3	1	—	—	—	—	1
14	3	3	2	4	6	18	2	1	2	1	3	9	—	1	3	—	—	4	—	1	—	—	—	1
15	—	—	2	1	2	5	—	—	2	3	7	12	—	—	6	—	—	6	—	—	—	2	1	3
16	—	—	2	4	13	19	—	—	1	3	4	8	—	—	1	6	7	14	—	—	—	2	—	2
Totals	108	68	104	99	102	481	64	55	69	73	80	341	31	30	46	28	25	160	14	15	8	19	12	68

COPY OF RETURN—FORM T115A.
 CASES OF TUBERCULOSIS REMAINING ON THE MEDICAL
 OFFICER OF HEALTH'S NOTIFICATION REGISTER AT
 DECEMBER 31st.

Year.	Pulmonary.			Non-Pulmonary.		
	Males.	Females.	Totals.	Males.	Females.	Totals.
1926	850	689	1,539	245	239	484
1927	514	433	947	223	203	426
1928	463	412	875	219	195	1,289
1929	499	423	922	233	199	432
1930	504	422	926	235	202	437

PUBLIC HEALTH (PREVENTION OF TUBERCULOSIS)
 REGULATIONS, 1925.

No cases were dealt with under these Regulations during the quinquennium.

CHART 1
TUBERCULOSIS DEATH-RATES
per 100,000 of Population
ALL AGES AND BOTH SEXES, SINCE 1883.

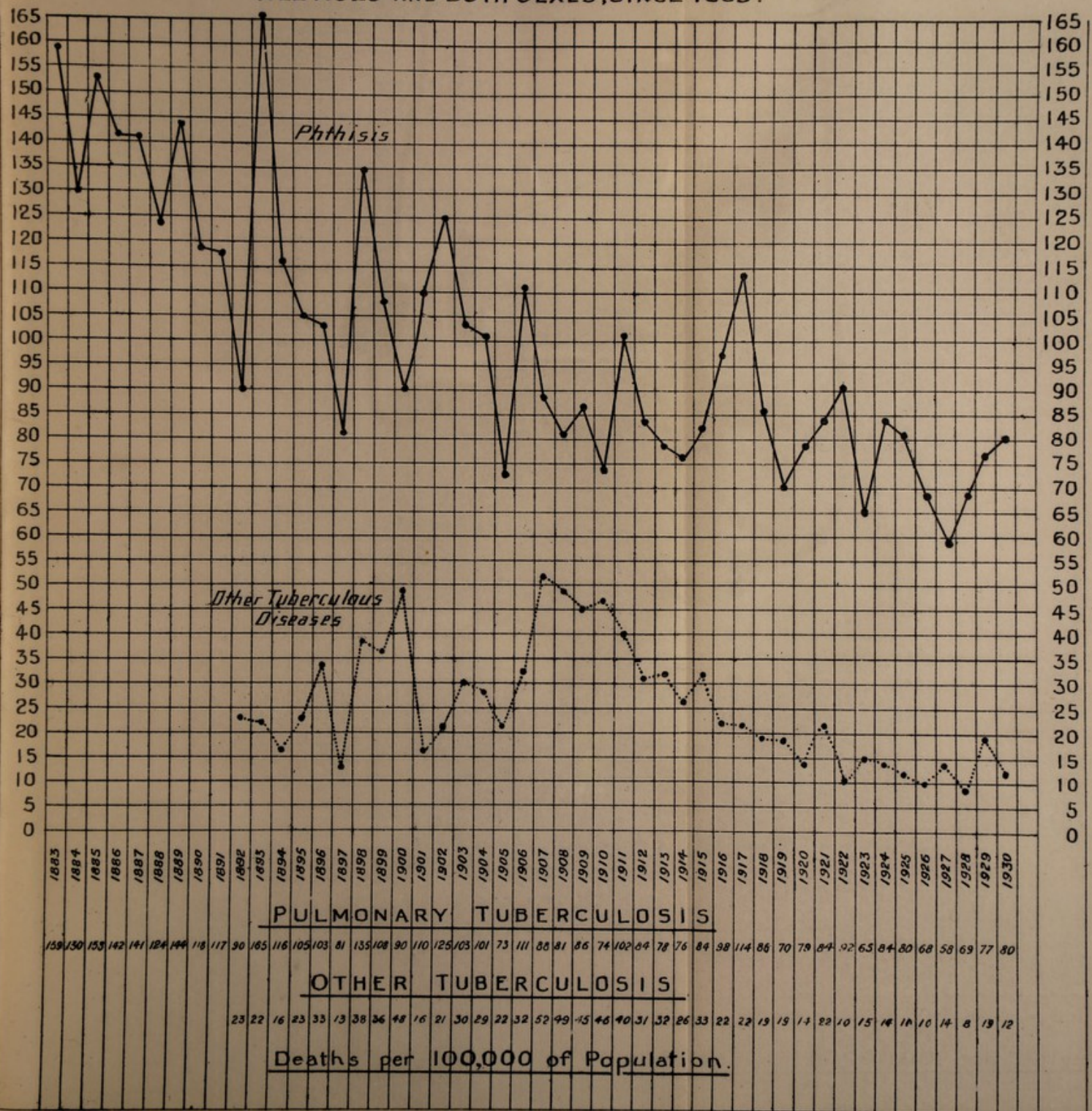


CHART 1
TUBERCULOSIS DEATH-RATES
per 100,000 of Population
ALL AGES AND BOTH SEXES, SINCE

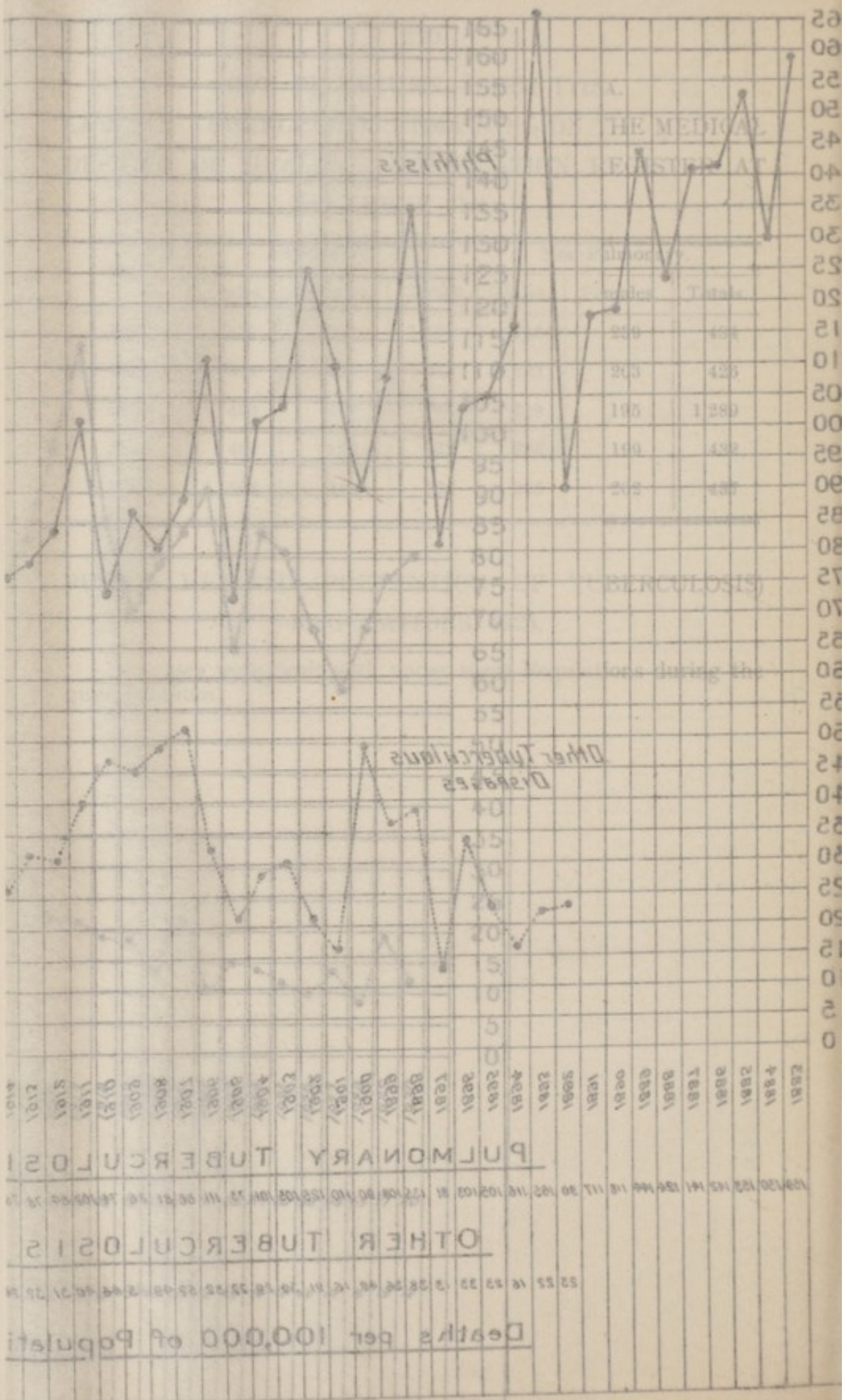


CHART 2.
TUBERCULOSIS YEARLY DEATH-RATES
 per 100,000 of Population
 ALL AGES-MALES AND FEMALES.

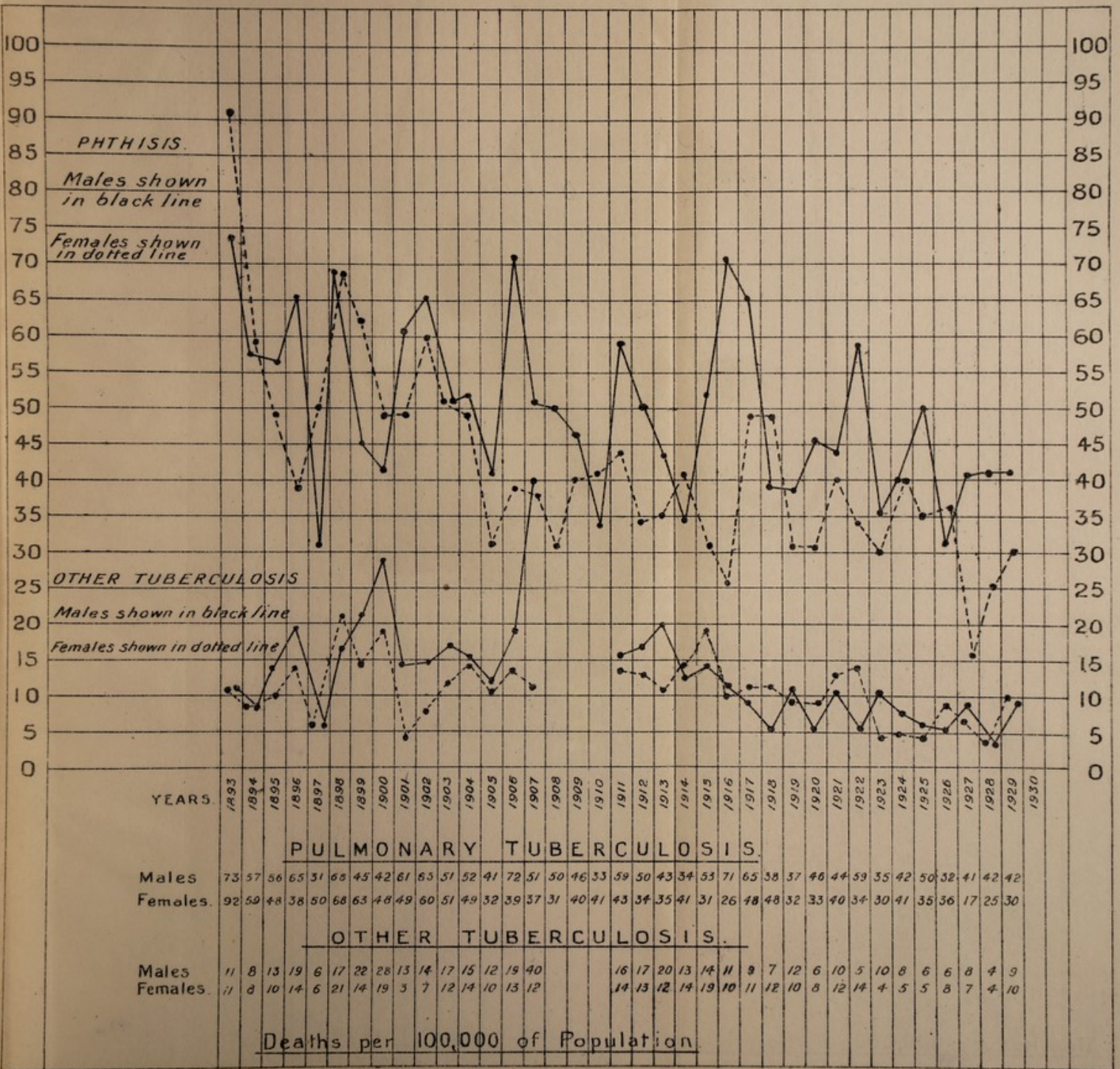


CHART 2
TUBERCULOSIS YEARLY DEATHS
per 100,000 of Population
ALL AGES-MALES AND FEMALES

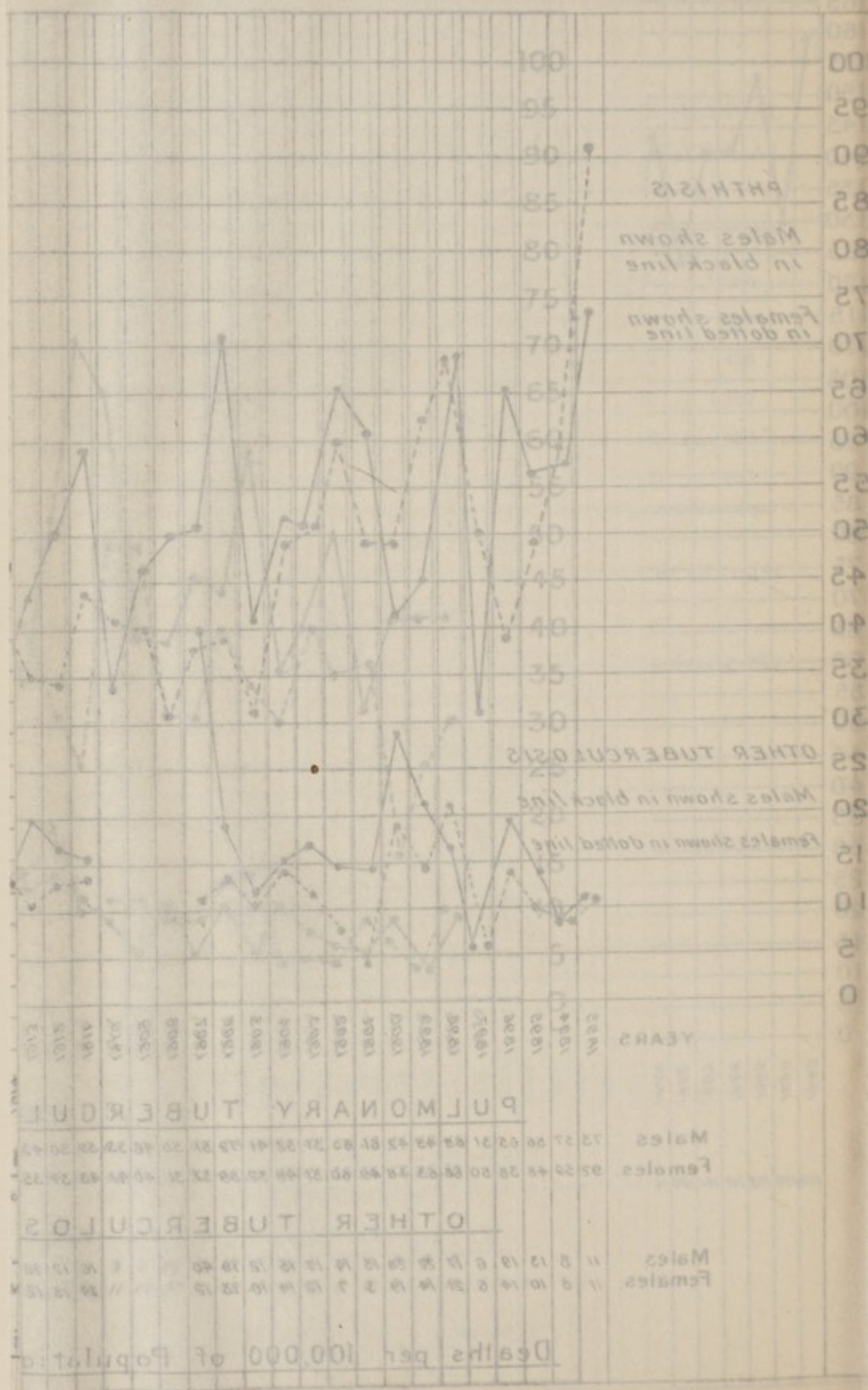
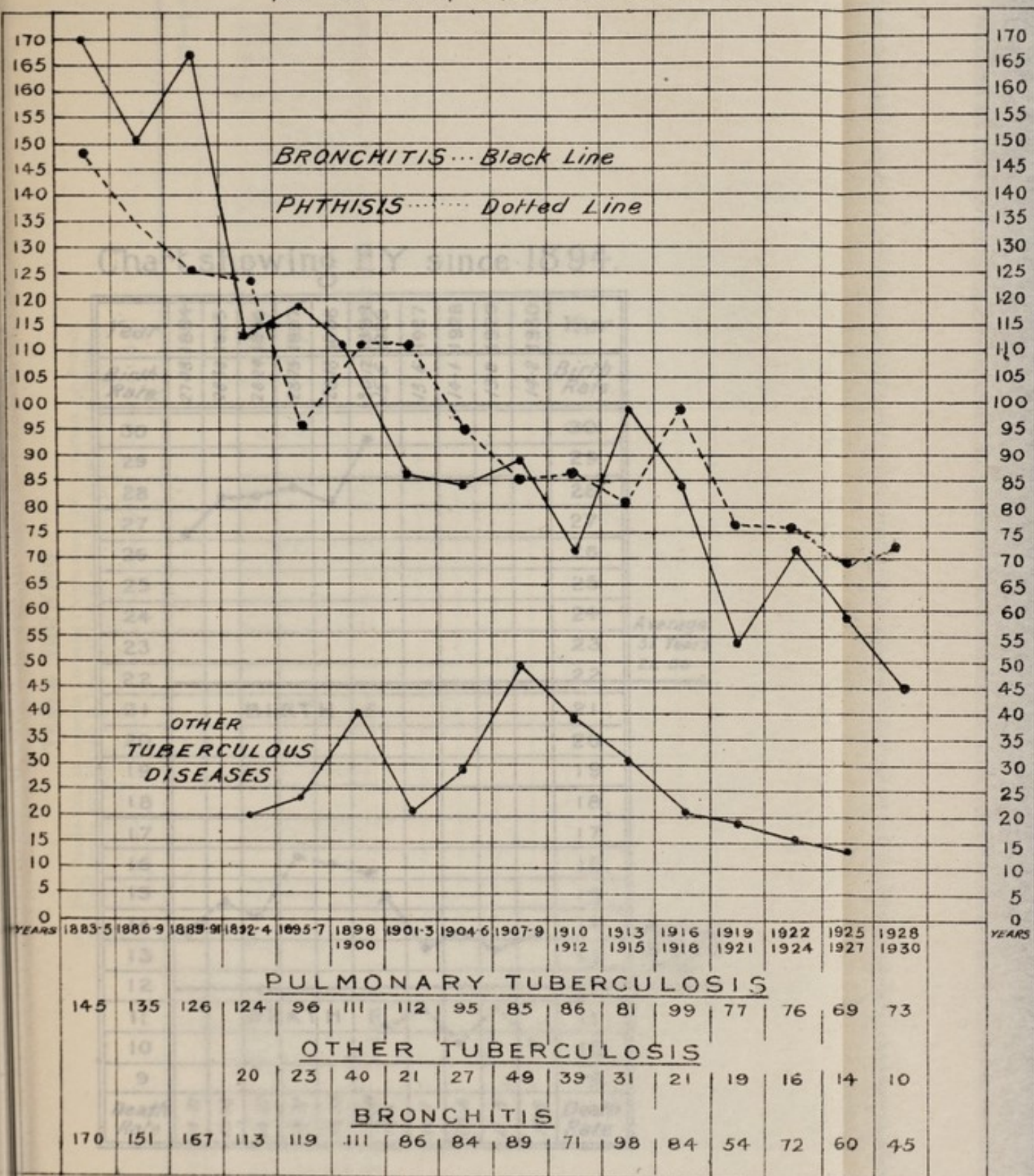


CHART 3

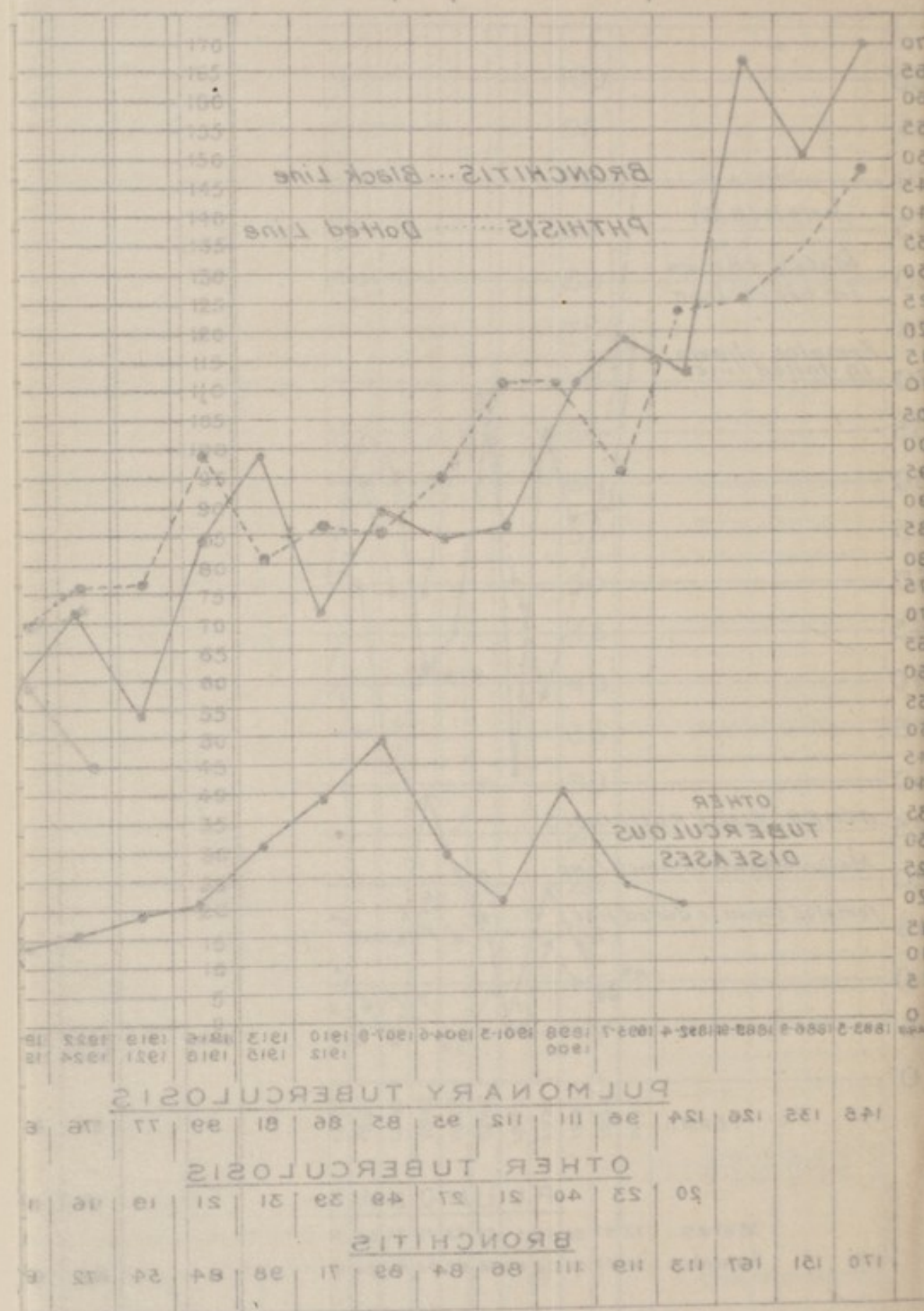
TRIENNIAL RATES TUBERCULOSIS AND BRONCHITIS

DEATHS - ALL AGES, BOTH SEXES
per 100,000 of Population since 1883.



In 1906 Tubercular Meningitis, and in 1907 Tubercular Peritonitis were included in OTHER TUBERCULOUS DISEASES. Formerly they had been entered under the headings of Meningitis and Peritonitis simply. The apparent increase is probably due to this cause.

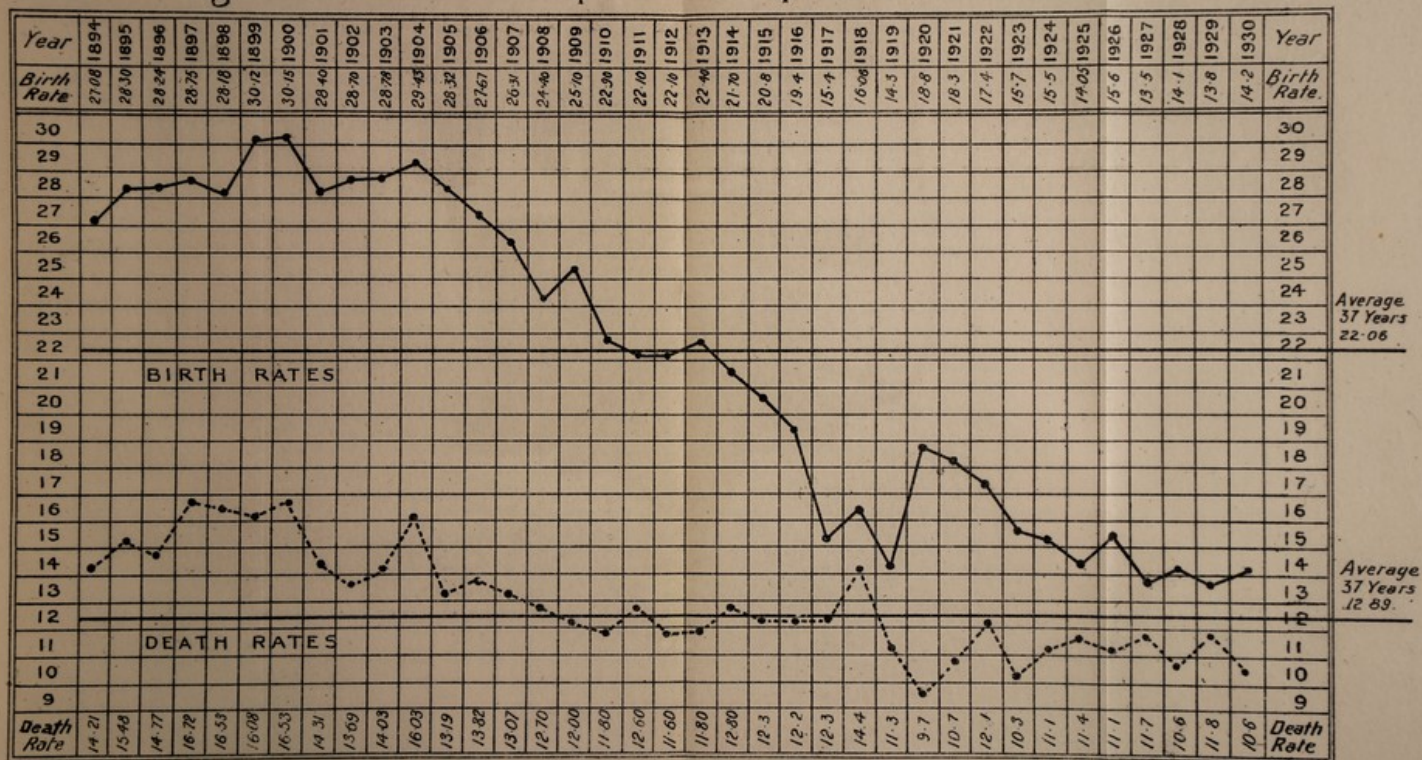
CHART 3
 TRIENNIAL RATES TUBERCULOSIS, MENINGITIS
 DEATHS - ALL AGES, BOTH SEXES
 per 100,000 of Population since 1883.



In 1905 Tubercular Meningitis and in 1907 Tubercular Meningitis were included in OTHER TUBERCULOUS DISEASES. Formerly they been entered under the headings of Meningitis and Tubercular Meningitis. The apparent increase is probably due to this cause.

— CHART 4 —

Chart showing BIRTH & DEATH RATES per 1000 of Population in WALLASEY since 1894.



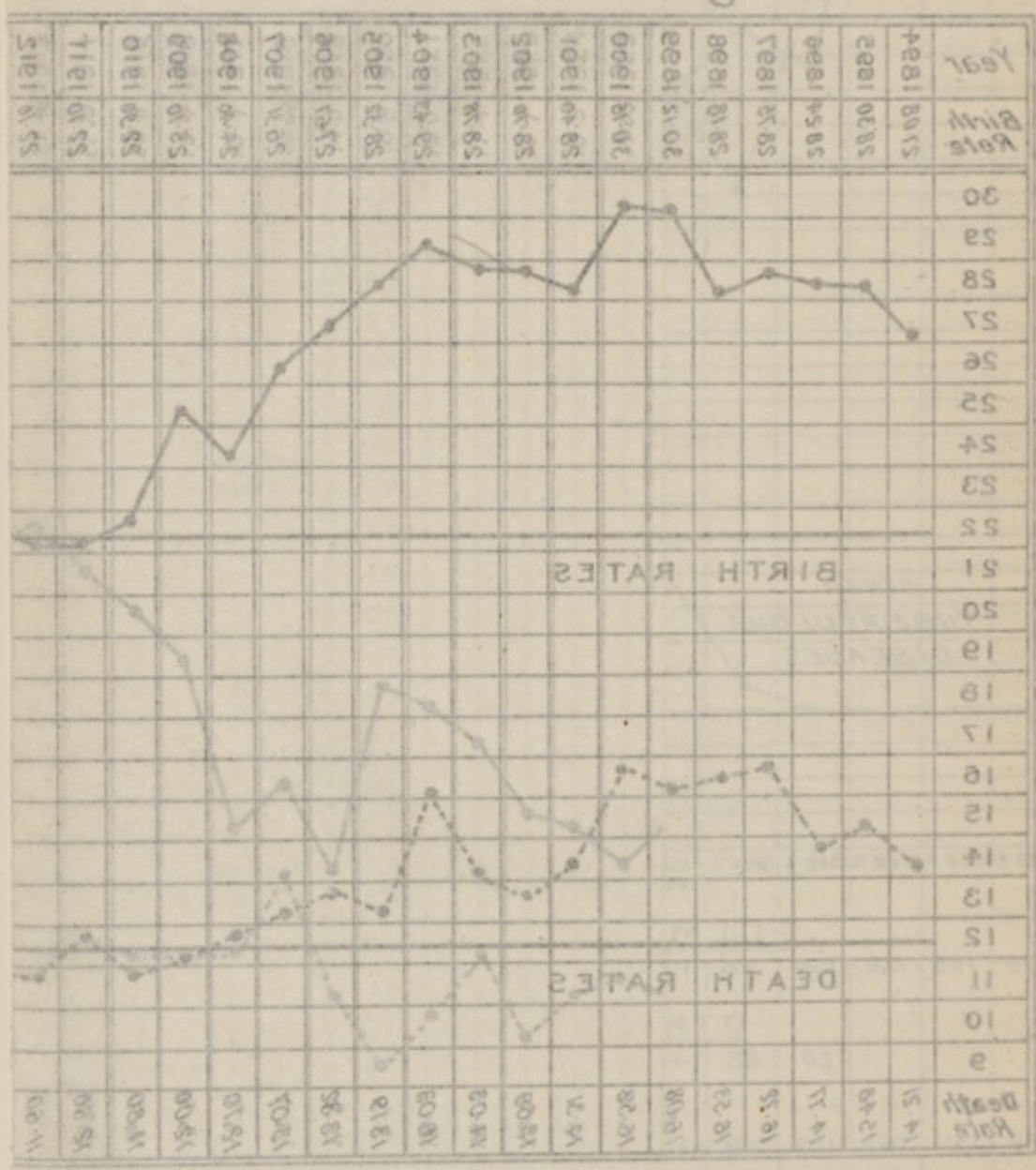


Chart showing BIRTH & DEATH RATES per 1000

CHART

TABLE SHOWING

- (1) Total Deaths from all causes in Triennial Periods since 1893, at various Age Periods.
 (2) Total Deaths from Phthisis in Triennial Periods since 1893, at various Age Periods.
 (3) The percentage Phthisis Deaths in those periods in relation to Deaths from all causes.
 (4) Total Deaths from other Tuberculous Diseases in the same periods.
 (5) The percentage of other Tuberculous Deaths in those periods in relation to Deaths from all causes.

Age Periods	0 to 5					5 to 15					15 to 25					25 to 65					65 and over.				
	Total Deaths from all Causes.	Percentage of Phthisis Deaths in relation to Deaths from all Causes.	Total Deaths from other Tuberculous Diseases.	Percentage of other Tuberculous Deaths in relation to Deaths from all Causes.	Total Deaths from all Causes.	Total Deaths from Phthisis.	Percentage of Phthisis Deaths in relation to Deaths from all Causes.	Total Deaths from other Tuberculous Diseases.	Percentage of other Tuberculous Deaths in relation to Deaths from all Causes.	Total Deaths from all Causes.	Total Deaths from Phthisis.	Percentage of Phthisis Deaths in relation to Deaths from all Causes.	Total Deaths from other Tuberculous Diseases.	Percentage of other Tuberculous Deaths in relation to Deaths from all Causes.	Total Deaths from all Causes.	Total Deaths from Phthisis.	Percentage of Phthisis Deaths in relation to Deaths from all Causes.	Total Deaths from other Tuberculous Diseases.	Percentage of other Tuberculous Deaths in relation to Deaths from all Causes.	Total Deaths from all Causes.	Total Deaths from Phthisis.	Percentage of Phthisis Deaths in relation to Deaths from all Causes.	Total Deaths from other Tuberculous Diseases.	Percentage of other Tuberculous Deaths in relation to Deaths from all Causes.	
Columns	1	2	3	4	5	6	7	8	9	10	11	12	13	14	15	16	17	18	19	20	21	22	23	24	
Triennial Periods																									
1893-95	652	4	0.61	10	1.53	64	6	9.37	1	1.56	102	28	27.45	4	3.92	576	102	17.71	8	1.38	377	3	0.79	—	
1896-98	855	6	0.70	32	3.75	82	2	2.44	2	2.44	91	20	21.98	1	1.09	697	115	16.49	3	0.43	398	—	—	—	
1899-01	940	—	—	38	4.04	78	8	10.25	5	6.41	119	22	18.48	5	4.20	763	121	15.85	4	0.52	551	8	1.45	—	
1902-04	905	2	0.22	20	2.21	102	8	7.84	7	6.86	104	29	27.88	5	4.81	834	139	16.66	13	1.56	559	7	1.25	1	
1905-07	812	14	1.72	35	4.31	89	6	6.75	12	13.49	98	29	29.59	6	6.12	935	119	12.72	14	1.50	621	3	0.48	—	
1908-10	750	1	0.13	68	9.06	108	4	3.70	6	5.55	93	23	24.73	15	16.13	928	140	15.08	14	1.51	800	9	1.12	1	
1911-13	701	2	0.28	59	8.42	104	4	3.84	8	7.69	114	37	32.45	2	1.75	1,133	162	14.29	15	1.32	872	9	1.03	—	
1914-16	643	4	0.62	37	5.75	133	6	4.51	17	12.79	114	31	27.18	9	7.89	1,267	173	13.65	7	0.55	1,062	8	0.75	—	
1917-19	548	3	0.54	26	4.74	122	2	1.64	11	9.01	178	38	21.35	7	3.93	1,379	181	13.42	10	0.72	1,067	9	0.84	—	
1920-22	449	2	0.44	21	4.67	94	6	6.38	8	8.51	115	38	33.00	8	6.95	1,187	184	15.50	15	1.26	1,067	10	0.93	3	
1923-25	352	3	0.85	17	4.82	72	4	5.55	7	9.65	112	42	37.50	5	4.46	1,280	155	12.10	7	0.52	1,183	7	0.58	2	
1926-28	327	1	0.36	18	5.23	84	—	—	7	8.20	113	32	31.45	3	2.56	1,231	144	10.94	9	0.72	1,442	11	0.75	1	
1929	107	1	0.93	8	7.47	24	1	4.16	5	20.80	29	14	48.27	1	3.44	458	55	12.01	2	0.43	584	2	0.34	2	
1930	101	—	—	7	6.98	25	1	4.00	1	4.00	40	17	42.50	1	2.50	423	55	13.00	4	0.94	485	7	1.44	—	

PUBLIC HEALTH ACT, 1925, SECTION 62.

(Compulsory removal of tuberculous persons).

Wallasey obtained the powers of this Section in their Private Act of 1920. There has not been occasion during the quinquennium to resort to it.

PARTICULARS REQUIRED BY MINISTRY.

(i.) Advanced cases of Pulmonary Tuberculosis are admitted to Mill Lane Sanatorium. A number are also admitted to Tranmere Institution.

(a) Two Health Visitors and the Clinical Tuberculosis Officer visit advanced cases in their homes, and instruct them in methods of preventing the spread of infection.

(b) Sputum flasks are provided.

(ii.) Tuberculous adults requiring any surgical treatment are admitted to the two local Hospitals. Any suspicious case of Tuberculosis occurring in either of the above Institutions is visited by the Clinical T.O., and arrangements are made for transfer, if necessary, to a Sanatorium. All School children, who, in the opinion of the School M.O., are definite or suspicious cases of Tuberculosis are referred to the Tuberculosis Dispensary for examination. School authorities are informed as to the result, and any special treatment required, *i.e.*, exclusion from School, dinners in School, remedying any minor ailment, dental treatment, etc. These children are kept under observation by the Dispensary Staff until diagnosis is confirmed. Children suffering from Non-Pulmonary forms of Tuberculosis, *i.e.*, bones, joints and abdomen are seen by the Orthopædic Surgeon.

(iii.) On receipt of notifications of Tuberculosis from General Practitioners, a note or form G.P. 17 (revised) is sent to the notifying doctor, unless the patient is sent to the Tuberculosis Dispensary. Records of Progress Form G.P. 36 are sent to and received from doctors. Model Forms Z—Z5, are sent from the Tuberculosis Dispensary. Memo 286 is being satisfactorily adopted.

(iv.) Rounding-up is done by the Tuberculosis Health Visitor and repeated examinations are made at the Tuberculosis Dispensary.

(v.) Health visitor attends at all houses where a primary notification indicates a case of Tuberculosis. Environmental card is filled in, and names and ages of contacts are taken. Frequent visits are made to secure the attendance of contacts at the dispensary.

(vi.) Chief special method used for diagnosis is X-ray Radiology. A very much larger number of cases could have been examined with advantage, and so diminish the number of observation cases on the books, and also save a great number of visits by the patient to the dispensary.

- (a) Special method of treatment is Artificial Pneumothorax.
- (b) Graduated exercise and rest.

(vii.) A. P. treatment is only applicable to selected cases, and so cannot be described as a general treatment. Graduated exercise and rest when properly used is *the* treatment for Pulmonary Tuberculosis, and is applicable to all cases.

(viii.) All adult patients are referred to Private Dental Practitioner and Cottage Hospital, Wallasey. All children are referred to School Dentist at School Clinic. A few adult cases are also treated by the School Dentist (mainly extractions).

(ix.) District nurse from the Nursing Association attends Tuberculous patients living at home, when necessary. When patient is poor and non-insured, the doctor attached to Central Hospital, Wallasey (General), attends these cases, otherwise panel or private practitioner. Extra nourishment in the form of milk is given to adults in special cases. Relatives of ex-service men sometimes obtain nourishment from United Services Fund. Children obtain milk from Invalid Children's Association on the recommendation of the Tuberculosis Officer. The Corporation of Wallasey gives a grant to the Association in proportion to number of cases helped. Children can, in some instances, obtain dinners in Schools.

(x.) Health Visitor visits the cases at the house, and secures their attendance at the Dispensary periodically.

(xi.) No shelters provided ; gardens not suitable.

(xii.) Patients suffering from Pulmonary Tuberculosis not found amongst any special occupation, but overcrowding and bad sleeping accommodation are the chief factors noted in the incidence of Tuberculosis.

(xiii.) Methods employed for the prevention of Tuberculosis :—

- (a) Education of the patient in method of disposal of sputum, and in improvement of sleeping accommodation.
- (b) Examination periodically of contacts.
- (c) Supervision of all children who are contacts, and are under weight and mal-nourished. Monthly examination of these cases at the Tuberculosis Dispensary. A special day each week is set aside for this purpose.

(xiv.) Chief difficulties are :—

- (a) Late notification of cases.
- (b) Neglect on part of patient to seek medical advice until too late.
- (c) The Psychological state. The financial position of the patients often prevents them from submitting to sufficient Sanatorium treatment.

NUTRITION CLINIC.

This Clinic, which was started in 1923 for mal-nourished children, is still well attended.

The Clinic is on the lines established in several places in the United States by Dr. Emerson. The children attending are those who are ill-nourished but in whom no disease can be discovered.

As a result of Dr. Emerson's experience he has come to the conclusion that the five chief causes of Malnutrition are (1) Physical defects, especially nasopharyngeal obstruction, (2) Lack of home control, (3) Over-fatigue, (4) Improper diet and faulty food habits, (5) Faulty health habits.

To combat these, therefore, there must be (1) Arrangements for the removal of these defects. (2) Sufficient home control to ensure good food and good health habits. (3) Prevention of over-fatigue. (4) Proper food at regular and sufficiently frequent intervals. (5) Fresh-air by day and night.

Children are sent to the Dispensary either as (1) Tuberculous or (2) Contacts with T.B.

A clinical examination is made, and any evidence of disease or defects such as enlarged tonsils, adenoids or decayed teeth are noted. Notes are taken as to the time of going to bed and if the child has to be roused in the morning, amount and kind of food taken, times of meals, faulty home habits, e.g., the bolting of food, the lack of rest after food, constipation, etc. Each child who does not come up to the standard weight attends the Dispensary once a week or once a month as thought necessary. They are weighed and measured (stem length) the amount of growth noted, together with the increase, if any, in weight. It is to be noted that each one-eighth increase in trunk length corresponds to a definite increase in weight, and no gain in weight is recorded that does not exceed this definite amount.

Advice is given to parents on all matters needing attention, and endeavour is made to interest the child also in his own condition.

In assessing the standard weight, the tables in Professor Dreyer's book "The Assessment of Physical Fitness," are made use of. The following statement is contained therein:—

"Most of the existing tables dealing with the size of the normal human body are based on the theory that definite relations between age, height, and weight exist. It has, however, been satisfactorily proved that such relationships do not exist when individuals varying widely in size are examined. On the other hand, it has been possible to show that definite relationships between the weight of the body, the length of the trunk (i.e., Height sitting or stem length), and the circumference of the chest do exist."

CHILDREN SUFFERING FROM MALNUTRITION.

	Males	Females	Total	
No. on books December 31st, 1925	24	31	55	} 634
No. admitted 1926 to 1930	272	307	579	
No. discharged, 1926 to 1930	160	173	333	
No. on books January 1st, 1931	136	165	301	

The number of children examined at the Tuberculosis Dispensary was 981; of these 589 were Contacts. 392 were new cases sent by the School Medical Officer and General Practitioners of the district.

No. of children found to be suffering from Tuberculosis	36	(3.6%)
No. of children showing no evidence of any disease...	402	
No. of children suffering from Malnutrition	579	

Of the 579 children, 44% (120 Males, 134 Females) did not have sufficient sleep, and had to be roused in the morning. 24% (66 Males, 75 Females) were wrongly and/or insufficiently fed, the chief articles of diet being white bread and margarine and tea—no meat or milk being given. 11% (28 Males, 32 Females) faulty health habits and poor home control. 16% (44 Males, 50 Females) combination of bad home habits, lack of sleep and poor diet. 5% (14 Males, 16 Females) no definite cause.

333 of these 579 cases have been crossed off the Nutrition Register. The results were as follows:—

	Males	Females	Total
Discharged as fit	102	93	195
Ceased to attend or did not follow advice and relapsed	38	55	93
Left the district	17	15	32
Notified as suffering from Tuberculosis	2	9	11
Died of Rheumatism with Cardiac affection	—	2	2

Of these 333 children discharged, 203 (98 Males, 105 Females) had suffered from insufficient sleep, of these:—

71% were discharged as fit.
17.5% ceased to attend.
6% left the district.
3.85% became Tuberculous (2 lung 3 abdominal)
1.65% died of rheumatism and heart disease.

32 children were suffering from insufficient sleep or wrong diet, of these:—

50% were discharged as fit.
50% ceased to attend.

36 children had poor home control, and bad home habits, of these:—

100% ceased to attend.

46 children had suffered from combinations of the above. Of these :—

77% were discharged as fit.

23% ceased to attend.

16 children had no definite cause of Malnutrition, of these :—

100% ceased to attend the Dispensary.

The following hours of sleep as being necessary for the various ages of children were impressed upon the parents :—

6 months	...	18 hours
1-5 years	...	14 "
5-10 "	...	12 "
10-13 "	...	11 "
13-20 "	...	9 "
Adults	...	8 "

203 children suffering from insufficient sleep were discharged. Of these 6 did not alter their habits and ceased to attend. 30 children commenced to go to bed early for a few months and greatly improved in weight and health, but during the summer months went to bed late and relapsed, then ceased to attend. The children continued to grow at the same rate even if they went to bed later, but their weight remained stationary or only slightly increased. There was, therefore, actually a considerable loss of weight. The 144 cases discharged as fit went to bed earlier and much improved but relapsing at intervals after periods of observation varying from 1-4 years and were eventually discharged as fit.

The children who had insufficient diet according to the vitamin content, were given a pint of cows milk daily, plus a drachm of Cod Liver Oil.

Of 32 cases discharged 50% improved rapidly, 50% improved much more slowly and their parents ceased to bring them to the Clinic.

36 children had bad home habits. All ceased to attend.

CONCLUSIONS.

(1) A considerable number of cases of Malnutrition exist among Child Contacts—a malnourished child in a Tuberculous household is a potential Tuberculous case, the soil having been prepared for the seed, the tubercle bacillus.

(2) A great deal can be done to raise the standard of health among child Contacts, and thus save them from becoming a prey to the tubercle bacillus and a burden on the community.

(3) A Malnutrition Clinic run on the lines similar to that in Wallasey is, in my experience, a distinct help in this direction.

REPORT ON ARTIFICIAL LIGHT TREATMENT.

The treatment was started at Mill Lane Hospital on the 22nd February, 1928.

Type of lamp is the Hanovia Alpine Mercury Vapour Lamp, starts at 5 amps, and then finally settles at 2.5 amps to 3 amps.

Alternating current 200 volts, used from main through power meter.

Throughout treatment the Mercury Vapour Lamp has been tested as to the amount of Ultra Violet Rays (emanated) once a month. The instrument used has been Kelvin's Uviometer, it has shown there has been no variation in the strength of the lamp at any time.

25 patients were treated to December 31st, 1930 (7 of these were receiving treatment in 1929), viz :—

2 cases from Maternity and Child Welfare Clinics :—

1 Male	(Rickets)	} 33 Attendances
1 Female	(Rickets)	

11 cases from Schools :—

6 Males	(3 Bronchitis, 2 Glands)	} 70 Attendances.
	(1 Abscess c Sinus)	
5 Females	(3 Malnutrition, 1 Pul.)	{
	(Fibrosis, 1 Neck Sinus)	

12 cases of Tuberculosis :—

6 Males	(5 Glands, 1 Lupus)	} 68 Attendances.
6 Females	(5 Glands, 1 Abdomen)	

Routine Dosage :—For babies, 2 minutes (minute front and back) 4 ft. from lamp.

For children 1-2 minutes at 3 ft. from lamp increasing up to 5-6 minutes (2½-3 minutes front and back).

All recumbent on a couch nude, except for a small pair of knickers.

This form of treatment has been used for all cases except glands and sinuses for which local treatment has been preferred.

Glands and sinuses have been treated with local application of light 1 ft. distance for 3-5 minutes, a severe local reaction is aimed at every 1-2 weeks, a number of gland cases responded to this treatment and subsided.

Sinuses improved and healed in a few cases, but in two, fomentations completed the cure where light treatment had failed.

Duration of treatment—10-20 attendances for general, 4-10 attendances for local.

Total number of attendances, 171.

There were no startling results. A general light bath seems to exert a general tonic effect at the time shown by increased appetite, increased alertness and better sleep, but there was practically no gain in weight.

Local light treatment is a very powerful counter irritant. The Medical Research Council in its report on light treatment state, "that it is no better than a mustard plaster."

Dark children seem to react the best, fair ones require very small regulated doses and very careful supervision.

CONCLUSIONS.

(1) It is very difficult to assess the value, of general light treatment.

(2) General light treatment seems, according to the parents statements, to produce a general tonic effect, improved appetite, increased alertness and good sleep, but practically no gain in weight.

(3) Local light acts as a very strong counter irritant; the same effect could be produced by any strong counter irritant.

F. C. MORGAN,

Clinical Tuberculosis Officer.

TUBERCULOSIS—CHILDREN.

Sex	Age	Dark or Fair	Attendances	Disease	Treatment Local and General	Remarks
M.	12	D.	2	Lupus	Local	Improved whilst under treatment—after 1 year's treatment no further improvement.
M.	3	D.	4	Tub. Adenitis	General	Gained 1½ lbs.—continued from 1929.
M.	7	F.	1	Tub. Sinus neck	Local	Healed—continued from 1929.
M.	3	F.	15	do.	General	Healed.
M.	9	F.	4	Tub. Gland	Local	No gain—improved.
M.	9	F.	3	do.	do.	Improved—continued from 1929.
F.	12	D.	13	do.	do.	Much improved.
F.	7	D.	6	Abscess c Sinus	do.	Healed with fomentations.
F.	12	F.	9	Tub. Gland	do.	Healed.
F.	3	F.	8	Tub. Sinus	do.	Healed—continued from 1929.
F.	1½	F.	1	Tub. Abdomen	General	Unsuitable.
F.	3	F.	2	Tub. Gland	Local	Gland disappeared.

OTHER—CHILDREN.

Sex	Age	Dark or Fair	Attendances	Disease	Treatment Local or General	Remarks.
M.	8	D.	2	Bronchitis	General	Ceased to attend.
M.	10	D.	4	Gland neck	Local	Improved.
M.	8	D.	3	Sinus neck	do.	Healed—continued from 1929.
M.	6	F.	5	Bronchitis	General	Did well—continued from 1929.
M.	6	F.	4	do.	do.	Lost 1½ lbs.
M.	8	F.	2	Gland neck	Local	Ceased to attend.
F.	11	D.	20	Pul. Fibrosis	General	Lost at first—no actual gain—eats and sleeps well.
F.	7½	D.	5	Malnutrition	do.	No gain.
F.	6	D.	8	Sinus neck	Local	Healed eventually with fomentations.
F.	8	F.	9	Malnutrition	General	No gain—eats and sleeps better.
F.	8	F.	8	do.	do.	Gained 1 lb.

MATERNITY AND CHILD WELFARE.

M.	4	D.	25	Rickets	General	Gained 2½ lbs.—then lost—eats and sleeps well.
M.	3	F.	8	do.	do.	Gained 2 lbs.

VENEREAL DISEASES.

(a) The Venereal Diseases Medical Officer attends the following Clinics at Mill Lane Dispensary :—

Mondays Females, 5-30 p.m. to 6-30 p.m.

Wednesdays ... Males, 6-30 p.m. to 7-30 p.m.

Irrigation daily between 6 and 7 p.m. Special arrangements are made to suit cases that cannot attend at the appointed hours. A number irrigate at home after instruction. Free treatment is given at all Clinics.

The number of new cases in each of the last five years are as follows :—

1930	57	(24 Gonorrhœa, 12 Syphilis, 1 Chancre, 20 Non-Venereal)
1929	87	(40 Gonorrhœa, 22 Syphilis, 1 Chancre, 25 Non-Venereal)
1928	87	(48 Gonorrhœa, 10 Syphilis, 4 Chancre, 25 Non-Venereal)
1927	79	(41 Gonorrhœa, 20 Syphilis, — 16 Non-Venereal)
1926	87	(41 Gonorrhœa, 23 Syphilis, 6 Chancre, 17 Non-Venereal)

Number of attendances :—

		1930	1929	1928	1927	1926
Males	...	2569	1915	1929	2361	2056
Females	...	281	220	183	318	224

Although the number of new cases has decreased, the number of attendances has markedly increased.

55 Gonorrhœa specimens were examined at the Laboratory, Mill Lane Hospital.

58 specimens of blood were sent from the Clinic for Wassermann Re-action.

No action was necessary under the Venereal Diseases Act, 1917, during the year.

The following Return shows the nature and extent of the work carried out by the Clinic during the past year.

RETURN relating to all persons who were treated at the Treatment Centre at Wallasey, during the year ended the 31st December, 1930.

	Syphilis		Soft Chancre		Gonorrhoea		Conditions other than Venereal.		Total	
	M.	F.	M.	F.	M.	F.	M.	F.	M.	F.
1. Number of cases which—										
(a) at the beginning of the year under report were under treatment or observation for	31	14	—	—	39	10	1	1	71	25
(b) Had been marked off in a previous year as having ceased to attend or as transferred to other Centres, and which returned to the Treatment Centre during the year under report suffering from the same infection ...	1	1	—	—	2	1	—	—	3	2
Total—Items 1 (a) and 1 (b)	32	15	—	—	41	11	1	1	74	27
2. (a) Number of cases } 1. less than one dealt with at the } year's standing. Treatment } Centre during } the year for the } first time with } 2. more than one infections of } year's standing.	2	5	1	—	15	8	15	5	33	18
	5	—	—	—	—	1	—	—	5	1
Total*—Items 1 (a), 1 (b) and 2 (a) ...	39	20	1	—	56	20	16	6	112	46
2 (b) Number of cases included in Item 2 (a) known to have received previous treatment at other Centres for the same infection	—	—	—	—	2	—	—	—	2	—
3. Number of cases which ceased to attend—										
(a) Before completing the first course of treatment for	2	2	—	—	11	5	—	—	13	7
(b) After one or more courses but before completion of treatment for	1	—	—	—	—	—	—	—	1	—
(c) After completion of treatment, but before final tests as to cure of	1	—	—	—	6	1	—	—	7	1
4. Number of cases transferred to other Treatment Centres after treatment for	2	3	—	—	4	1	—	—	6	4
5. Number of cases discharged after completion of treatment and observation for	2	3	1	—	10	3	—	—	13	6
6. Number of cases which, at the end of the year under report, were under treatment or observation for	31	12	—	—	25	10	—	2	56	24
Total*—Items 3, 4, 5 and 6	39	20	1	—	56	20	—	2	96	42
7. Out-patient attendances—										
(a) For individual attention by the Medical Officer	297	134	5	—	356	134	25	13	683	281
(b) For intermediate treatment, e.g., irrigation, dressings, etc.	—	—	—	—	1,886	—	—	—	1,886	—
Total Attendances	297	134	5	—	2,242	134	25	13	2,569	281
8. Aggregate number of "In-patient days" of treatment given to persons who were suffering from	—	—	—	—	—	—	—	—	—	—
9. Examinations of Pathological material:—	For detection of								For Wassermann Reaction.	
	Spirochetes.		Gononocci.		Other Organisms.					
								4		
(a) Specimens which were examined at, and by the Medical Officer of, the Treatment Centre	—		55		—		—			
(b) Specimens from persons attending at the Treatment Centre which were sent for examination to an approved laboratory	—		—		—		58			

* The total of Items 1 (a), 1 (b) and 2 (a) in the vertical columns headed Syphilis, Soft Chancre, and Gonorrhoea, should agree with the corresponding total of Items 3, 4, 5 and 6.

STATEMENT showing the services rendered at the Treatment Centre during the year, classified according to the areas in which the patients resided.

*Name of County or County Borough (or Country in the case of persons residing elsewhere than in England and Wales) to be inserted in these headings.	Wallasey	Birkenhead.	Cheshire C.C.	Shrewsbury.	Sheffield.	Total
‡A. Number of cases from each area dealt with during the year for the first time and found to be suffering from :—						
Syphilis	12	—	—	—	—	12
Soft Chancre	1	—	—	—	—	1
Gonorrhoea	24	—	—	—	—	24
Conditions other than venereal ...	20	—	—	—	—	20
Total	57	—	—	—	—	57
‡B. Total number of attendances of all patients residing in each area	2,695	61	66	27	1	2,850
‡C. Aggregate number of "In-patient days" of all patients residing in each area ...	—	—	—	—	—	—
D. Number of doses of arsenobenzene compounds given in the : 1. Out-patient Clinic	197	2	15	12	1	227
2. In-patient Dept.	—	—	—	—	—	—

- E. Names of arsenobenzene compounds used in the treatment of Syphilis and the usual initial and final doses.—Stabilarisan and Sulfarsenol :—Men, 0.45 grm. to 0.6 grm ; women, 0.3 grm. to 0.45 grm. ; Children, 0.1 grm. to 0.3 grm.
- F. Amount and kind of treatment usually administered to a case of Syphilis of each of the types usually dealt with at the Treatment Centre.—As stated in St. Thomas' Hospital Venereal Diseases Department and printed in St. Thomas' Hospital Gazette. Vol. XXIX, 1923.
- G. Nature of tests applied in deciding as to discharge of patients referred to in Item 5 on previous page. (See Note to Item 5 and Memo. V21, as amended by Memo. V21a).—**Syphilis** :—No signs or symptoms for two years and negative Wassermann tests. **Gonorrhoea**.—Absence of threads in urine. Absence of pus cells and Gonococci after prostatic massage and passage of a bougie.

‡The totals in Item A agree with the corresponding totals in Item 2 (a) on the previous page, and the totals in Items B and C agree with the respective totals in Items 7 and 8 on the previous page.

Date, 5th January, 1931.

(Signed) F. C. MORGAN,
Medical Officer of the Treatment Centre.

LABORATORY WORK.

The arrangements for carrying out the bacteriological work in the Borough are :—

1.—Simple throat swabs in connection with Diphtheria cases, specimens of sputum in connection with Phthisis cases, and various discharges in connection with Venereal Disease are examined at our own Laboratory, Mill Lane Hospital.

Particulars in regard to these are :—

Specimens Examined			Number found to contain		
Sputum	...	616	Tubercle Bacilli	...	183
Throat Swabs	...	364	Diphtheria Bacilli	...	88
Venereal	...	55	Gonococci	...	40

2.—Arrangements are also made whereby blood specimens in connection with Venereal Disease are sent to Liverpool University for examination. The number of such specimens examined was 110, and also 1 Gonorrhœal specimen.

ANNUAL RETURN FROM PATHOLOGICAL LABORATORY—LIVERPOOL UNIVERSITY.

Pathological Examinations made in the Bacteriological Laboratory during the year ending on the 31st December, relating to persons residing in the County Borough of Wallasey:—

Nature of Test.	1926			1927			1928			1929			1930		
	No. of Tests.	Fee per Test.	Cost.	No. of Tests.	Fee per Test.	Cost.	No. of Tests.	Fee per Test.	Cost.	No. of Tests.	Fee per Test.	Cost.	No. of Tests.	Fee per Test.	Cost.
For detection of Spirochetes...	For Treatment Centre	s. d. — — — —	£ s. d. — — — —	— — — —	s. d. — — — —	£ s. d. — — — —	2 — — —	s. d. 3 6 — —	£ s. d. 7 0 — —	— — — —	s. d. — — — —	£ s. d. — — — —	— — — —	s. d. — — — —	£ s. d. — — — —
	For Practitioners	— — — —	— — — —	— — — —	— — — —	— — — —	1 — — —	3 6 — —	3 6 — —	1 — — —	3 6 — —	3 6 — —	— — — —	— — — —	— — — —
For detection of Gonococci ...	For Treatment Centre	3 6 — —	— — — —	— — — —	— — — —	— — — —	1 — — —	3 6 — —	3 6 — —	— — — —	— — — —	— — — —	— — — —	— — — —	— — — —
	For Practitioners	1 — — —	3 6 — —	5 — — —	3 6 — —	17 6 — —	5 — — —	3 6 — —	17 6 — —	5 — — —	3 6 — —	17 6 — —	1 — — —	3 6 — —	3 6 — —
For Wassermann reaction	For Treatment Centre	55 — — —	5 0 — —	48 — — —	5 0 — —	12 0 0 —	40 — — —	5 0 — —	10 0 0 —	58 — — —	5 0 — —	14 10 0 —	52 — — —	5 0 — —	13 0 0 —
	For Practitioners	38 — — —	5 0 — —	57 — — —	5 0 — —	14 5 0 —	54 — — —	5 0 — —	13 10 0 —	57 — — —	5 0 — —	14 5 0 —	58 — — —	5 0 — —	13 15 0 —
Totals	94		23 8 6	110		27 2 6	99		24 7 6	120		29 12 6	111		26 18 6

HOUSING.

Until the 1931 census returns are to hand, it will be difficult to form any exact opinion as to the changes which have taken place in housing conditions since the 1921 census. It will probably be found that owing to the large number of houses which have been built by the municipality in recent years, housing conditions in Wallasey, from the overcrowding point of view, have greatly improved. Gross cases of overcrowding are brought far less frequently to my notice at the present time than formerly. Probably more overcrowding is due to economic causes than to actual shortage of houses. This opinion is strengthened by a rough census which was recently taken in the portions of the Borough inhabited by the working class. This census dealt with 89 streets and 2920 houses. The definition of overcrowding taken was that a house was over-crowded in a two-bedroom house in which more than four people lived; a three-bedroom house in which more than five people lived and a four-bedroom house in which more than seven people lived. It was found that 10 per cent. of these houses were sub-let; that 30 per cent were overcrowded on the above basis, but that in only $5\frac{1}{2}$ per cent. of the total number of houses, or in 18 per cent. of the overcrowded houses was the overcrowding due to sub-letting. In other words, 82 per cent. of the overcrowded houses were overcrowded by members of the same family.

What has happened in Wallasey is that old-fashioned houses of the large type have been either taken by an enterprising tenant and sub-let, or the owners have themselves let off rooms as flats. This has resulted in some of the older inhabitants leaving their houses, with the result that the houses formerly occupied by them have also been taken and sub-let. This procedure has resulted in a gradual decay of certain roads which but a few years ago were inhabited by people better off in a financial sense.

This Corporation has not, nor so far as I am aware, has any other Corporation since the War, made any attempt whatever to house those people who cannot pay an economic rent. One result of this has been that tenants of Corporation houses finding themselves unable to pay the rents have sub-let their houses. It is not by any means infrequent to find cases of overcrowding in Corporation houses.

UNHEALTHY AREAS.

No unhealthy areas have been scheduled in the old part of the Borough, but no fewer than 16 have been scheduled in the added area up to the time of preparing this report.

These areas are not of the type which will be generally found in other places, namely, old worn out and congested brick buildings, but a collection of wooden erections with no proper water supply, no drainage whatever, far too small in regard to cubic space, and in most instances lacking in light and proper ventilation.

BYE-LAWS RELATING TO TENTS, VANS, SHEDS, ETC.

I have been asked to comment as to the adequacy of Bye-laws relating to Tents, Vans and Sheds. In my experience, which is by no means small in this matter, bye-laws are of very little use and are of limited application only. What is urgently needed is power to prohibit the placing of tents, vans or sheds in any place without the previous consent of the Local Authority in writing. If it is necessary to prohibit the establishment of an offensive trade in any district without such consent, it is equally necessary to prohibit the introduction of these contraptions into any district without the consent in writing of the Local Authority, for a collection of these erections used as dwellings can become a far greater nuisance—and the nuisance when caused is far more difficult to abate, as our experiences in the added area show—than the establishment of an offensive trade.

HOUSING ACTS. MUNICIPAL HOUSING SCHEMES.

Since the passing of the 1919 Act, the Corporation have developed (or had in course of development at December 31st, 1930), nine Housing Schemes, particulars of which are as under. Scheme No. 9, it will be noted, is a Re-housing Scheme in connection with the Mersey Street Insanitary Area, condemned some years ago.

No.	Under Act of	Situation.	No. of houses completed at December 31st, 1930.					No. in course of erection at December 31st, 1930.				
			Non-parlour 2 bedrooms	Non-parlour 3 bedrooms	Parlour 3 bedrooms	Flats, non-parlour 2 bedrooms	Flats, non-parlour 3 bedrooms	Non-parlour 2 bedrooms	Non-parlour 3 bedrooms	Parlour 3 bedrooms	Flats, Non-parlour 2 bedrooms	Flats, Non-parlour 3 bedrooms
1	1919	Alderley Road ...	2	10	15	—	—	—	—	—	—	—
		Poulton Road ...	2	1	3	—	—	—	—	—	—	—
2		Love Lane ...	—	11	—	—	—	—	—	—	—	—
		Lynwood Avenue ...	—	24	—	—	—	—	—	—	—	—
		Mill Lane ...	—	—	24	—	—	—	—	—	—	—
		Rostherne Avenue ...	—	14	12	—	—	—	—	—	—	—
		Ruskin Avenue ...	—	4	35	—	—	—	—	—	—	—
		Woodstock Road...	—	—	47	—	—	—	—	—	—	—
3	1923	Belvidere Road ...	—	—	19	For Sale to Owner-Occupiers	—	—	—	—	—	—
		Broadway Avenue ...	—	—	28		—	—	—	—	—	—
		Brookway ...	—	—	22		—	—	—	—	—	—
		Field-way ...	—	—	50		—	—	—	—	—	—
		Kingsway ...	—	—	1		—	—	—	—	—	—
		Meadway ...	—	—	8		—	—	—	—	—	—
4	1924	Kendal Road ...	—	10	—	—	—	—	—	—	—	—
		Poulton Road ...	—	—	16	—	—	—	—	—	—	—
		Surrey Street ...	—	20	10	—	—	—	—	—	—	—
5		Bishop Road ...	—	—	7	—	—	—	—	—	—	—
		Burnside Avenue...	—	—	10	—	—	—	—	—	—	—
		Burnside Road ...	—	6	4	—	—	—	—	—	—	—
		Mostyn Street ...	—	1	14	—	—	—	—	—	—	—
		Norwood Road ...	—	17	—	—	—	—	—	—	—	—
6		Eastcroft Road ...	—	5	29	—	—	—	—	—	—	—
		Hillcroft Road ...	—	—	28	—	—	—	—	—	—	—
		Lyncroft Road ...	—	4	—	—	—	—	—	—	—	—
		Merecroft Avenue ...	—	28	—	—	—	—	—	—	—	—
7		Beechcroft Road ...	—	27	—	—	—	—	—	—	—	—
		Gorse Crescent ...	—	45	4	—	—	—	—	—	—	—
		Gorsedale Road ...	—	45	55	8	12	—	—	—	—	—
		Lyncroft Road ...	—	9	1	—	—	—	—	—	—	—
		Rycroft Road ...	—	64	—	—	—	—	—	—	—	—
8a		Birket Avenue ...	—	—	—	—	—	—	—	61	—	—
		Birket Close ...	—	—	—	—	—	—	—	14	—	—
		Castle Close ...	—	—	—	—	—	—	—	14	—	—
		Castleway ...	—	—	—	—	—	—	—	30	—	—
		Farmside ...	—	—	—	—	—	—	—	15	—	—
		Reed's Avenue ...	—	—	—	—	—	—	—	66	—	—
8b	1923	Gardenside ...	—	—	9	For Sale to Owner-Occupiers	—	—	—	—	—	—
		Leasowe Road ...	—	—	25		—	—	—	—	—	—
		Leasoweside ...	—	—	22		—	—	—	—	—	—
		Meadowside ...	—	—	44		—	—	—	—	—	—
9	1890–1925	Oakdale Avenue ...	Re-Housing Scheme (Mersey Street Insanitary Area).	—	—	—	—	18	42	—	—	—
		Oakdale Road ...		—	—	—	—	3	15	—	—	—
		Vernon Avenue ...		—	—	—	—	3	11	—	—	—
				4	345	542	8	12	24	68	200	—

RENTALS CHARGED DURING 1930.

	Exclusive of rates.	Inclusive of rates.
Non-parlour, 2 bedrooms ...	8/-	12/-
Non-parlour, 3 bedrooms ...	10/-	14/6
Parlour, 3 bedrooms ...	12/-	17/5
Flat—non-parlour, 2 bedrooms	7/-	9/7
Flat—non-parlour, 3 bedrooms	8/6	12/-

INHABITED HOUSES.

The following Table shows the number of INHABITED HOUSES in the Borough at the end of each year since 1911 (from figures supplied by the Borough Treasurer) :—

Year.	Totals.	Increase on previous year.	Year.	Totals.	Increase on previous year.	De- crease
1911	16,957	715	1921	19,503	153	—
1912	17,522	565	1922	19,653	150	—
1913	17,936	414	1923	19,841	188	—
1914	18,476	540	1924	20,420	579	—
1915	18,918	442	1925	20,765	345	—
1916	18,950	32	1926	21,242	477	—
1917	19,186	136	1927	21,675	433	—
1918	19,246	60	1928(a)	24,734	329	—
1919	19,289	43	1929(b)	24,459	—	275
1920	19,350	61	1930	24,486	27	—

(a) includes 2,991 in added areas.

(b) includes 2,776 in added areas.

(Decrease due to increased number of empty houses generally and to the reduction in the number of premises occupied in added areas).

The number of Empty Houses at December 31st, of each of the past five years (as per Borough Treasurer's figures) was :—

1926—317

1927—269

1928—329 (includes added areas).

1929—626 Do.

1930—708 Do.

NUMBER OF INHABITED HOUSES IN THE WARDS AT
DECEMBER 31st OF EACH YEAR.

(Figures supplied by Borough Treasurer).

Revised Wards.	1926	1927	1928	1929	1930
1. New Brighton	1,678	1,701	1,703	1,704	Information not now available owing to alteration in methods of keeping Borough Treasurer's books.
2. Upper Brighton	1,659	1,653	1,658	1,632	
3. North Liscard	1,554	1,582	1,580	1,534	
4. South Liscard	1,470	1,458	1,459	1,457	
5. North Egremont	1,486	1,476	1,473	1,464	
6. South Egremont	1,526	1,536	1,531	1,522	
7. North Seacombe	1,531	1,535	1,529	1,525	
8. South Seacombe	1,446	1,446	1,443	1,436	
9. Somerville	1,678	1,883	1,896	1,974	
10. Poulton	1,596	1,593	1,608	1,577	
11. Marlowe	1,550	1,559	1,567	1,564	
12. St. Hilary	1,689	1,795	1,832	1,821	
13. Warren	1,434	1,506	1,506	1,545	
14. Wallasey	945	952	958	938	
<i>Added areas from April 1st, 1928—</i>					
15. Leasowe	—	—	1,162	1,141	
16. Moreton	—	—	1,829	1,625	
Totals	21,242	21,675	24,734	24,459	24,486

NUMBER OF UNINHABITED HOUSES.

Wards.	1926	1927	1928	1929	1930
1. New Brighton	46	33	36	33	Details not now available.
2. Upper Brighton	11	18	32	46	
3. North Liscard	31	18	25	58	
4. South Liscard	6	18	13	27	
5. North Egremont	12	22	24	30	
6. South Egremont... ..	13	19	21	29	
7. North Seacombe... ..	6	2	9	12	
8. South Seacombe	2	2	5	4	
9. Somerville	17	17	12	30	
10. Poulton	7	21	6	24	
11. Marlowe	19	28	19	40	
12. St. Hilary	60	21	21	30	
13. Warren	57	27	27	40	
14. Wallasey	30	23	14	31	
<i>Added Areas—</i>					
15. Leasowe	—	—	24	49	
16. Moreton	—	—	41	143	
Totals	317	269	329	626	708

HOUSES CONVERTED INTO FLATS.

1926— 5 houses into flats.

1927— 5 " " "

1928—10 " " "

1929—12 " " "

1930—16 " " "

GAS FIRES IN CORPORATION HOUSING SCHEMES.

In my Report for 1925, I submitted a Table showing the number of gas fires provided in houses built under Corporation Housing Schemes. The Gas and Water Engineer has supplemented the figures in such Table by the following information :—

1926—No change.

1927— Do.

1928—3 gas fires fixed.

1929— ———

1930—16 gas fires fixed.

The number of gas fires in use in the Borough

in 1926 was 9662

1927 10,656

1928 11,525

1929 12,154

1930 13,514

HOUSING ACTS.

UNFIT DWELLING-HOUSES.

I.—INSPECTION.

	Wallasey Area.	Added Area.
(1) Total number of dwelling-houses inspected for housing defects (under Public Health or Housing Acts)	7,153	7,918
(2) Number of dwelling-houses which were inspected and recorded under the Housing (Inspection of District) Regulations, 1910.	—	1,309
(3) Number of dwelling-houses found to be in a state so dangerous or injurious to health as to be unfit for human habitation	—	96
(4) Number of dwelling-houses (exclusive of those referred to under the preceding sub-heading) found not to be in all respects reasonably fit for human habitation	5	61

II.—REMEDY OF DEFECTS WITHOUT SERVICE OF FORMAL NOTICES.

Number of defective dwelling-houses rendered fit in consequence of informal action by the Local

Authorities or their officers 2,481 106

III.—ACTION UNDER STATUTORY POWERS.

A. *Proceedings under Section 3 of the Housing Act, 1925, and Section 17 of the Housing Act, 1930.*

(1) Number of dwelling-houses in respect of which notice were served requiring repairs	21	18
(2) Number of dwelling-houses which were rendered fit—		
(a) by owners (including 18 from 1929)	28	29
(b) by Local Authority in default of owners	—	—
(c) outstanding at Jan. 1st, 1931	—	—
(3) Number of dwelling-houses in respect of which Closing Orders became operative in pursuance of declarations by owners of intention to close	—	—

B. *Proceedings under Public Health Acts.*

	Wallasey Area.	Added Area.
(1) Number of dwelling-houses in respect of which notices were served requiring defects to be remedied	2,908	102
(2) Number of dwelling-houses in which defects were remedied :—		
(a) by owners (including 172 from 1929)	3,018	95
(b) by Local Authority in default of owners	2	—
(c) outstanding at Jan. 1st, 1931	52	15

C. *Proceedings under Section 3 of the Housing Act, 1925, and Section 17 of the Housing Act, 1930.*

(1) Number of representations made with a view to the making of Closing Orders	—	96
(2) Number of dwelling-houses in respect of which Closing Orders were made	—	116
(3) Number of dwelling-houses in respect of which Closing Orders were determined, the dwelling-houses having been rendered fit	—	—
(4) Number of dwelling-houses in respect of which Demolition Orders were made	—	54
(5) Number of dwelling-houses demolished in pursuance of Demolition Orders	—	*100
(6) Number of Demolition Orders quashed on appeal by Ministry on condition that premises would not again be used for dwelling purposes	—	2

* A large number of these were demolished without Demolition Orders having been made.

REGISTRATION OF PLACES WHERE FOOD IS PREPARED.

	1926	1927	1928	1929	1930
No. of places where food for human consumption is prepared	73	74	78	79	80
Kinds of Food prepared :—					
Sausages	65	65	68	65	66
Blackpuddings	6	7	9	6	6
Polonies	4	4	7	6	7
Pressed Beef & Brawn ...	20	21	20	13	13
Pressed Tongue ...	7	7	6	4	6
Spice Balls	2	2	2	2	3
Preserved Meats (potted)	4	4	7	4	4
Pies	9	9	10	9	10
Tripe	1	1	1	1	1

BAKEHOUSES.

At the end of the year there were 103 bakehouses in occupation.

The number of underground bakehouses is now reduced to 2.

A number of confectionery bakehouses have been established in premises which are by no means ideal for the purpose, but which under existing legal provisions there is no power to prevent. It is not unusual to find application made for permission to use as a confectionery bakehouse, the kitchen, or even the scullery or back kitchen, of a private house. Such bakehouses often have sufficient light and sufficient ventilation. They also have no drain opening within the bakehouse, so they therefore comply with the necessary statutory conditions ; but when they are used, as some of them are, for domestic as well as business purposes, and when the necessary utensils and food materials are provided, there is great lack of room, and consequently it is difficult to keep them as clean as they should be. In my view the combination of domestic and public cooking is incompatible. Lack of working space and of room for storage are the main disadvantages, and with the best will in the world it is not possible for the occupants to keep such places in an entirely satisfactory condition.

The following is a summary of the work of inspection during the year in connection with Bakehouses :—

BAKEHOUSES.

Number on Register	50
„ of visits made	93
„ re-visits	24
„ bakehouses found dirty (walls and ceilings)	10
„ notices issued for limewashing	10
„ bakehouses limewashed without notice	—
„ notices issued for defective drainage	6
„ „ „ „ walls and floors	1
„ „ „ to repair defective ceilings	—
„ „ „ to cleanse tables, utensils, &c.	2
„ „ „ to clean areas	—
„ references to Factory Inspector	—

CONFECTIONERY BAKEHOUSES.

Number on Register	53
„ of visits made	74
„ re-visits	18
„ found dirty (walls and ceilings)	8
„ notices issued for limewashing	6
„ bakehouses limed without notice	2
„ notices issued for defective drainage, &c.	1
„ „ „ to cleanse floors, utensils, &c.	1
„ „ „ for various defects	1
„ references to Factory Inspector	—

SALE OF FOOD (ADULTERATION) ACT, 1928.

Summary of samples submitted during the year to the Public Analyst :—

Name of Sample	No. of samples analysed.	No. of samples genuine.	No. of samples certified Adulterated.
Milk	129	114	15
Butter	44	44	—
Lard	37	37	—
Coffee... ..	34	34	—
Cheese	18	17	1
Pepper	15	15	—
Cream	14	13	1
Ground Ginger ...	12	12	—
Dried Milk	7	7	—
Cream of Tartar ...	6	6	—
Ammoniated tincture of Quinine	6	6	—
Jam	5	5	—
Vinegar	5	5	—
Flour	4	4	—
Corn Flour	3	3	—
Ground Allspice ...	3	3	—
Tinned Peas	2	2	—
Whiskey	2	2	—
Rum	2	2	—
Gin	2	2	—
Ground Nutmeg ...	2	2	—
Arrowroot	1	1	—
Cream Cheese	1	1	—
Cocoa... ..	1	1	—
Lemon Cheese	1	1	—
Tapioca	1	1	—
Rice	1	1	—
Salmon and Anchovy Paste	1	1	—
Lemon Curd	1	1	—
Sausage	1	1	—
Borax	1	1	—
Margarine	1	1	—
Beef Suet	1	1	—
Baking Powder ...	1	1	—
	<hr/> 365 <hr/>	<hr/> 348 <hr/>	<hr/> 17 <hr/>

PROSECUTIONS.

Milk	8% added water	Fined 1/- and 15/- costs.
„	12% deficient of fat	Fined 10/- and 15/- costs.
„	12% „ „	Dismissed.
„	14% „ „	Fined £2 and 15/- costs.

Prosecutions were not instituted in regard to 11 samples of milk the adulteration being so slight. The sellers were however, warned.

1 sample of cheese and 1 sample of cream were test samples. Subsequent purchases were genuine.

The adulteration of all samples submitted was 4.65%

BOROUGH ANALYST'S REPORT.

The Borough Analyst reports :—

During the year 1930, I received the following samples for analysis :—

Under the Food and Drugs (Adulteration Act, 1928)	...	358
Under the Public Health (Regulations as to Food) Act, 1907	...	7
Under the Fertilisers and Feeding Stuffs Act, 1926	...	11
Total	...	376

Particulars of the samples under the Food and Drugs (Adulteration) Act, were as follows :—

	Total	Adulterated
Milk	129	15
Cream	14	1
Butter	44	—
Margarine	1	—
Lard	37	—
Cheese	19	1
Coffee	34	—
Cocoa	1	—
Vinegar	5	—
Spirits	6	—
Confectionery and Jam	7	—
Pepper	15	—
Flour	2	—
Drugs	13	—
Miscellaneous Samples	31	—
Total	358	17

The samples under the Public Health (Regulations as to Food) Act, 1907 were 7 samples of Dried Milk, all of which complied with the Public Health (Dried Milk) Regulations, 1923.

The samples under the Fertilisers and Feeding Stuffs Act were 7 samples of Fertilisers and 4 samples of Feeding Stuffs, one of which failed to comply with the requirements of the Act.

T. R. HODGSON, M.A. (Cantab), F.I.C. F.C.S.
Borough Analyst.

THE WORK OF THE VETERINARY OFFICER.

PROTECTION OF THE FOOD SUPPLY.

The inspection and supervision of the food supply is one of the most important duties of the Public Health Department and energetic steps are taken to ensure cleanliness in production, storage and distribution.

Inspection of Food Shops.

The systematic inspection of all shops where butchers' meat and other foods are sold and stored, such as cooked meat premises, fish shops, etc., ensures that the food at these premises is of sound quality.

With only one or two exceptions, butchers' shops are provided with automatic electric refrigerators, wherein meat is stored when not exposed for sale. This is a distinct asset in keeping meat sound and consequently an asset to the public health.

There were no contraventions of the 1924 Meat Regulations during the year, a fact which shows willingness on the part of the meat traders to co-operate in suggestions made to them for the benefit of the public health.

There are still, however, a number of shops where fresh meat and similar products are handled, which are not as hygienic as might be desired according to modern standards, and several of these premises are of quite recent construction. This points to the necessity of absolute control of premises handling perishable food stuffs of this nature.

Dairies and other premises have been registered for a number of years, and there are powers to refuse registration if the premises are suitable. The necessity for registration of butchers' shops and shops of a similar nature has never been more urgent than at the present moment.

Reconstruction of this type of shop on modern hygienic lines has been going on in the southern counties for the past four or five years at a fairly rapid rate, but little, if any, has taken place in the north. Roughly speaking, there are only three or four premises in Wallasey which can be termed modern hygienic butchers' shops.

Whilst I quite agree that the present trade depression may not altogether warrant tradesmen modernising their premises, I am sure that the opening here and there of new shops on old-fashioned lines, apart from the competition, has given the existent trader an additional just cause for not expending any further capital on his premises. Had the Local Authority absolute control of these premises they could insist that before a new shop is opened it shall conform to the latest hygienic standards. At the same time efforts could be made to persuade existing traders to improve premises that are out of date.

The Meat Trade generally, agree that registration is desirable, on the same principle that the Butchers' Guilds controlled the trade in years gone by; but the trade locally hold the view adopted by the National Federation that registration should be universal and not local. The fact should be borne in mind, however, that

in nearly every case a reform or new idea is often tried out locally first before being adopted universally, and further that the traders in Wallasey, situated as the latter place is geographically, have everything to gain by registration and nothing to lose.

The practice of recent years of grocers and other general shopkeepers, catering for the demand on the part of a small section of the public for ready cooked, yet perishable foodstuffs such as ham, brawn, potted meats, fresh sausages, etc., is to be regretted, as very few of these premises have suitable accommodation for storing such foodstuffs. These when contaminated, may be highly dangerous to the public health. As legislation stands at the present day, there is no restriction whatever upon shops of this nature selling meat products, beyond the vague stipulation that all reasonable precautions shall be taken against contamination. Other countries, particularly the United States, are far ahead of us in guarding against contamination of foods of this nature. Refrigerating counters which protect food substances exposed for sale against contamination, yet, at the same time keep them at a temperature of about 40 degrees F., are almost universal in food shops in the larger towns in the States, but so far they are only found in isolated cases in this country.

Food seized as Unsound.

Particulars are given below of various foods seized under Sections 116 and 117 of the Public Health Act from shops during the year as unsound. In some cases, where articles of food have been what might be termed "border-line," when the attention of the shopkeepers has been drawn to them, they have willingly withdrawn the articles from sale and disposed of them otherwise than for human consumption, rendering seizure unnecessary.

117 lbs. fish.	10 fowls.	131 miscellaneous tins
41 lbs. mutton.	5 turkeys.	food.
78 lbs. pork.	2 boxes kippers.	69 lbs. Sausages, etc.
		32 lbs. beef.

As will be seen from the table, there have not been very many articles seized, a fact which shows the keenness of the majority of shopkeepers to supply the public with sound, wholesome articles. The few who might be tempted to carry on a business in low-grade foodstuffs are deterred from so doing by the supervision of the officials of the Department. The consuming public could assist much more than they do in this matter if they would, as far as possible, patronise those tradesmen who exercise care in the handling of food and who sell good quality articles. An insistent demand by the consumer for a good class food supply, would undoubtedly result in its provision, whilst at the same time the general standard of quality would be kept higher if the average housewife appreciated the fact that good quality articles, although higher in price, are the cheapest in the long run.

Any resident having reason to believe that any food sold to him is unsound or unwholesome should report the matter immediately to the Public Health Department.

**Mersey Docks and Harbour Board. Landing Place
for Irish, Isle of Man and Foreign Animals.
Wallasey and Alfred Lairages.**

The Veterinary Officer and staff are responsible for the inspection of all animals slaughtered at the above named Landing Place. The inspection of carcasses and organs of these animals is normally the whole-time work of at least one Assistant Meat Inspector.

The majority of the animals landed are Irish, but there is an increasing number of consignments, received at irregular intervals, of cattle from South Africa and Canada. The former are received into the Port under the Foreign Animals Order of 1912, the provisions of which are that animals so landed must be slaughtered within ten days of disembarkation. Owing to the great improvements which have taken place in the cross-breeding of South African cattle during the last few years, the quality of the carcasses has greatly improved, with the result that they find a ready sale, and, provided they can be imported into this country alive at a price which compares favourably with the chilled meat from the Argentine, there is every prospect that the trade will increase year by year.

During 1930 a few consignments of Canadian cattle have again been received (the first consignments for a number of years). These cattle are all of good quality and are far healthier than our own home-bred, due, undoubtedly to the fact they are ranch cattle and have always been kept on the open prairie and not housed under unhygienic conditions. Disease, it must be remembered, is mainly an accompanying evil of domestication and civilisation. This is particularly noticed in animals, since the nearer the animals are to their wild state, the less is the percentage of disease amongst them. It might be opportune here to illustrate that, conversely, the more any species are collected together, living under artificial conditions, the greater will be the incidence of disease.

The following table shows the number of Animals slaughtered at Wallasey and Alfred Lairages, and Carcasses Inspected by the Department during the past year.

	Oxen	Sheep & Lambs	Goats	Pigs
Landed from Ireland and the				
Isle of Man	22	100,635	56	1241
Foreign Animals	803	—	—	—
Total	825	100,635	56	1241

**MEAT SEIZED DURING INSPECTION OF THE ABOVE
CARCASSES.**

	Tuberculosis	Other Causes
Beef	2000 lbs.	52 lbs.
„ Offal	1286 lbs.	156 lbs.
Pork	1938 lbs.	4741 lbs.
„ Offal	404 lbs.	248 lbs.
Mutton and Lamb	— lbs.	1128 lbs.
„ „ Offal	— lbs.	169 lbs.

PRIVATE SLAUGHTERHOUSES.

No. of Registered Slaughterhouses	January 1st	1
No. " "	December 31st	1
No. of Licensed Slaughterhouses	January 1st	1
No. " "	December 31st	Nil

The number of Registered Slaughterhouses is one less than last year owing to the fact that the killing on premises at New Brighton, which had been registered for years, did not take place, with the result that the registration of these premises automatically lapsed.

The licence was withdrawn from the only licensed slaughterhouse in June last, owing to the occupier of the premises failing to keep them in a reasonable condition and fit state of cleanliness.

The slaughter houses are visited at least once daily and every animal slaughtered is inspected both ante-mortem and post-mortem in accordance with recommendations in Memo 62 of the Ministry of Health, and any animal or part of an animal found to be diseased is withheld from human consumption.

As stated in my report last year, the provision of a small Public Abattoir for the slaughter of animals intended for human consumption is long overdue in the interests of public health. The closing down of the old Seacombe Slaughterhouse has, as was anticipated, resulted in increased slaughtering at the registered slaughterhouse at Liscard. The Council are now definitely taking steps to provide a small Public Abattoir in the near future, and to this end are negotiating for the purchase of the registration of the Liscard Slaughterhouse so that when the new and larger Public Abattoir, which it is proposed to erect, is available, these premises can be closed down. The proposed Abattoir however will probably not be available for a year or so. In the meantime it is proposed to carry on the Slaughterhouse at Liscard as a temporary Public Abattoir. The premises are very old and out of date, and their use as a temporary Public Abattoir will in the interests of hygiene, necessitate a number of minor alterations and repairs.

SUPERVISION OF MILK SUPPLY.

Dairies, Cowsheds and Milkshops.

	31st Dec. 1929	31st Dec. 1930	Visits during 1930
Registered Dairies selling Loose milk	86	72*	937
Dairies selling bottled milk only ..	14	44	379
Farmers producing milk in Wallasey ..	13	13	263
Farmers selling milk retail	3	8	—
Dairies equipped with steam sterilising plant	31	61*	—
Dairies equipped with cold rooms ..	6	8	—

* Of the remaining 11, 4 sell in small sealed cans only as received, and the other 7 have had plant installed since 1930.

The special efforts which have been made by the Department during the last two years to bring dairies selling loose milk up to reasonable modern hygienic requirements in order that they may comply with the present Milk and Dairies Regulations are almost complete. There remain only one or two very small typical backyard premises to be dealt with. Every dairy in Wallasey today, excepting these few, is equipped with a modern steam sterilising plant by which all milk vessels such as bottles, cans, churns, measures, etc., are effectively sterilised by live steam immediately after use. The glass bottle is often put to many domestic and other uses for which it was never intended, and unless adequate precautions are taken to ensure that the vessel is efficiently sterilised before the milk is put into it, the advantages of its uses may be outweighed by its disadvantages. The sealed glass bottle is the most hygienic method of milk delivery today, and if every housewife would insist on receiving her milk in glass bottles only, and keep the milk in the unopened bottle until the actual moment of use, she would be assured of obtaining milk with the minimum of contamination. I wonder how many housewives ever think of, or even visit, the actual premises of the dairyman from whom they buy their milk, or ever think of the number of times the lid is removed from the churn and the amount of germ-laden dust which has blown into the milk which is subsequently ladled out into her jug.

Many of the premises used as dairies are really unsuitable for the purpose, and are very cramped for space. In every instance where practicable the attempt has been made to persuade the occupier to obtain more suitable premises. In nearly every case, however, without success, being mainly due to the businesses being old established.

In this connection it should be remembered that the removal to other premises is not of such great moment in regard to the milk business, as it is in comparison with other businesses, because 99 per cent. of the trade of a milk dealer is carried on away from the premises on at least a weekly credit; so that it is possible for a dairyman to move his premises and not lose one customer. This is shown by the fact that in recent years large dairy firms in various parts of the country have constructed modern hygienic premises, in some cases, miles away from their points of delivery to the public. The main factor which the dairyman-occupier takes into consideration is that, having a dairy in the backyard he has only one rental to pay, and his rates are proportionately low, resulting in his net profit being greater. We have in every case, however, been successful in *improving* the premises, with the co-operation and help of the Works Committee. This has involved in some cases a reduction of living accommodation, and in others encroachment on the yard space, in a few instances, the original yard space, which should be exclusively domestic, being *entirely* devoted to business purposes. Whilst this may not be a great detriment in some cases, it is in others, and in view of the modern trend of legislation appertaining to dairies, it is a point for earnest consideration whether as a matter of policy it is not desirable to put a limit to the life of dairies like those above referred to, by giving the occupier a limited number of years in which to find premises in which there is ample room for his business and for future extension.

The problem is a very difficult one and has arisen in the following way. A man started a milk business a few years ago with the trade of a few gallons a day, the whole equipment necessary at that time being a measure, a few cans and a gas copper. The business increases, new regulations for the control of the milk supply come into force, and at the present time for the proper conduct of the business an automatic bottle washing and sterilising machine, a bottle filling and measuring machine, and, in some instances, a cold store are necessary, all of which are cramped together in the same space originally used as a dairy when the business was started. The problem is essentially commercial. No one wishes to impose hardship upon any individual, but the public health must be safeguarded. Milk-borne epidemics sometimes originate in dairies, and great precautions must be taken in the handling of milk to prevent contamination. It is difficult to alter in any satisfactory manner these cramped places where the workmen are tumbling over one another. The duty of the Health Department is to prevent disease as far as possible, and to take all necessary steps towards that end. The provision of roomy, up-to-date milk premises is one of those steps. It is of no use locking the stable door when the horse has gone.

During the year many of the shippens in the Moreton area were reconstructed in accordance with the requirements of the Milk and Dairies Order, 1926, on modern hygienic lines. This has involved considerable time, supervision, and advice on the part of the Veterinary Officer and his assistants. Since most of the shippens are built of stone and are about 100 years old, they do not lend themselves easily to conversion to suit modern requirements. Lofts have been removed altogether from many of them and the interiors entirely re-designed, the cows being placed in a line instead of being herded together face to face in very cramped quarters. The work at the majority of these shippens is now completed and inside they now compare very favourably with the most modern type of shippen. Owners at first were rather slow to appreciate the advantages but they are now quite satisfied that the alterations are definite improvements.

Sources of Milk Supply.

Not only is the milk supply of this town controlled within the town itself, but, as stated in my Annual Report of last year, the Veterinary Officer pays large numbers of visits to farms outside our Area where the milk is produced. Some of these visits are official, others unofficial, but all have the one object, i.e., to ensure that the milk coming into Wallasey is the very best obtainable from the point of view of public health and the prevention of disease. Apart from the advantages derived from these visits in respect to the grading of producers, there is the continual underlying check on the producers' premises and milking stock. The advantages which these visits have in the prevention of disease may be illustrated by quoting a typical case which occurred in the early part of the year.

The Veterinary Officer, after visiting one farm officially, called at another one in the district quite unofficially, with the object of seeing if certain suggestions which he had made to the farmer for improving the cleanliness of his milk supply had been carried out. He noticed that the sewage pipe intended to convey liquid manure and other drainage from the farm building, cowshed and stables, to a liquid manure tank was broken and that this was overflowing and running down the side of the hill on which the farm was situated. As the Veterinary Officer was already aware that the water supply of the farm was obtained by means of a hydraulic ram from a dammed stream at the bottom of the hill, he thought that it was his duty to look further into the matter. On further investigation he found that this liquid sewage was running directly into the dam from which the water was obtained, being joined a little above the dam by a small stream of questionable purity originating from another farm higher up.

The matter was reported to the Local Authority in whose area the farm was situated, and, on further investigation it was found

that the stream which supplied the dam had been inadvertently joined by a larger stream, owing to the latter having broken its banks during the winter months and this stream was heavily polluted with human sewage from a neighbouring village.

The apparently small impure stream joining the effluent sewage, which the Veterinary Officer had discovered on his first visit, on being traced back, was found to be heavily polluted with liquid sewage from two other farms.

The water supply of this farm which was used for general farm purposes, including washing milking utensils, was, therefore, heavily polluted from three distinct and separate sources comprising the polluted sewage from two farms, crude sewage from another, and polluted human sewage from a small village. Apart from the general contamination arising from the sewage, had there been one case of Enteric fever or even Enteritis in the village it is quite probable that there would have been a large number of cases of the disease in Wallasey, probably amongst young children (because children are the greatest consumers of milk), with perhaps several deaths before the origin of the disease would have been traced to the milk supply.

This to my mind is an outstanding example of the work of the Public Health Department in the prevention of disease.

With the object of still further promoting goodwill and obtaining the co-operation of farmers who send milk to Wallasey, a lecture was given by the Veterinary Officer at Hawarden at the beginning of June last on the "Production of Clean Milk, its Economical Advantages and its effect on improving Milking Stock." The Lecture was largely illustrated by lantern slides and was so well attended that although seating accommodation was provided for about 150, there were many who could not obtain seats. The majority of those present had travelled at least five miles to attend the Lecture, others 15-20 miles. This fact showed the interest of the milk producer, his willingness to co-operate in the production of a better class of milk, and the good-will extended to the Veterinary Officer. As a result of visits paid to farms during the last two years, together with the improvements effected in the retail dairies at this end, a high percentage of the ordinary milk sold to-day in Wallasey is within the standard laid down by the 1923 Order for Grade A milk.

GRADES OF MILK UNDER MILK & DAIRIES (Special Designations) ORDER, 1923.

The following are the standards required under the terms of the Milk Special Designations Order, 1923, for the various designations which it is illegal to use in connection with the sale of milk, except under licence granted by or under the authority of the Minister of Health.

DESIGNATION	HERDS.	RAW MILK.			Other Conditions.
		Bacterial Content.			
		Maximum No. of bacilli per cu. centimeter.		Coliform Bacillus.	
Certified.	FROM TUBERCULIN TESTED cows which are physically examined at regular intervals.	30,000		Absent in $\frac{1}{16}$ cubic centimeter.	
Grade A Tuberculin tested.		200,000		Absent in $\frac{1}{16}$ cubic centimeter.	
Grade A.	Physically examined at regular intervals only.	200,000		Absent in $\frac{1}{16}$ cubic centimeter.	
Pasteurised.	PASTEURISED MILK. Any milk that after pasteurization, as required by the Minister of Health, contains not more than 100,000 bacilli per cubic centimetre. No requirement for bottling.				
Ordinary Milk.	ORDINARY MILK. Ordinary milk is not graded under this, or any other, Order.				

There are 8 dairies licensed for the sale of Graded milks under the Milk and Dairies (Special Designations) Order of 1923. The consumption of Grade A Tuberculin Tested milk is still, I am glad to report, on the increase, and it is anticipated that this increase will continue as mothers become more educated as to the advantages of its use, especially in the case of young children.

It is to be regretted very much that probably owing to its slightly higher price, this class of milk is not universally used in private schools or general hospitals. It is, of course, the only grade of milk used in the Corporation Infectious Diseases Hospital at Mill Lane and in the Maternity Home at "Highfield," the Child Welfare Centre, the Children's Homes of the Public Assistance Committee, and in the Liverpool Open Air Hospital for Children at Leasowe.

I would suggest to all parents that when placing their children in boarding schools or when making arrangements for them to have lunch or meals at school they demand that the children shall be supplied with Tuberculin Tested milk only.

Bacteriological Examination of Milk Samples.

Large numbers of samples of milk are taken by the Veterinary Officer for bacteriological examination. Some of these are taken direct from the retailer, many direct from the farmers' churns. They are submitted for microscopical examination for cleanliness and for extraneous organisms (such as Streptococci, Staphylococci, etc., which may obtain access to the milk probably due to unhealthy udders), for bacteriological examination to ascertain the total number of organisms present, and for biological inoculation for the presence of Tubercle bacilli.

BACTERIOLOGICAL EXAMINATION OF MILK.

Examination for Number of Organisms.

Number of samples submitted for examination	158	=	100 %
No. of samples containing under 50,000 Bacteria per 1 c.c. of Milk	52	=	33.0 %
No. 50,000—100,000	30	=	19.0 %
No. 100,000—200,000	18	=	11.7 %
No. 200,000—500,000	18	=	11.7 %
No. 500,000—1,000,000	20	=	12.9 %
No. 1,000,000 and over	18	=	11.7 %

Examination for Bacillus Coli.

Total number of samples of milk submitted	158	=	100 %
No. of samples in which B.Coli was present			
1/10 c.c.	104	=	65.8 %
1/100 "	84	=	53.1 %
1/1000 "	44	=	27.8 %

Microscopical Examination.

No. of instances in which microscopical examination revealed presence of Streptococci, etc. (Bovine Mastitis)	10	=	6.3 %
--	----	---	-------

Biological Examination for Tubercle Bacilli.

No. of samples submitted for Guinea Pig			
Inoculation	148	=	100 %
No. of samples returned positive	14	=	9.5 %

School Milk.

Early in 1930 a scheme on the lines of that inaugurated by the National Milk Publicity Council was organised in Wallasey whereby every child attending Elementary schools can be supplied with one-third of a pint of milk during the morning break for a penny. Many scientific reports of medical investigations have shown that where children are supplied with a regular amount of milk daily they benefit beyond all expectations, both physically and mentally; that there is an increase in both height and weight and a general absence of the usual common ailments. Children attending Wallasey Elementary schools have now the opportunity of grasping an additional store of health, and I would strongly recommend parents to see that their children obtain the milk, which will not only benefit their health in the long run, but will provide them with food during the morning break at a period when children are inclined to be listless owing to the long interval between breakfast and dinner.

The only disadvantage of the scheme is that the milk has to be paid for by the parents, and I am afraid those children who require it most, that is, children from large families in poor circumstances, are, owing to expense, deprived of its benefits.

The milk supply to the Schools is under the direct supervision of the Veterinary Officer and his assistants. It is obtained from specially selected farms and is bottled on approved premises. Samples are taken periodically to ensure its purity.

DISEASES OF ANIMALS ACTS, 1894-1927

and Orders of the Ministry of Agriculture made thereunder.

Foot and Mouth Disease.

No outbreak of Foot and Mouth Disease occurred within the prescribed radius of fifteen miles during the year. At no time, therefore, was Wallasey an infected or scheduled area within the meaning of the Order.

Swine Fever.

Nine suspected outbreaks of Swine Fever were reported to the Veterinary Officer, but only in two instances were the suspected lesions on post-mortems suggestive of Swine Fever. In these two cases the Ministry of Agriculture were, of course, notified and the outbreaks were subsequently confirmed by them.

Tuberculosis Order, 1925.

Seven cows were slaughtered during the year under the provisions of this Order. Post-mortem examinations showed three cows to be in an advanced state of the disease, four were affected with the disease, not being advanced within the meaning of the Order. No cows were killed for Tuberculosis of the udder, nor were any lesions of Tuberculosis found in the udders of those that were slaughtered. This would show the advantages of periodical veterinary inspection of all milking stock, in that cattle affected with the disease are brought under the scope of the Order in the early stages before the disease has been allowed to involve the udder.

Transit of Animals Order, 1927.

Inspection of cattle trucks, motor and other vehicles carrying livestock are made from time to time to ensure that the provisions of this Order are being carried out. In one instance proceedings were taken after warning against a motor contractor for failing to wash and cleanse his vehicle after unloading animals. A conviction was obtained and a fine of £2 and costs was imposed.

No cases occurred nor were any proceedings taken under the Parasitic Mange Orders, 1911, 1918; Sheep Scab Order, 1928, etc., etc.,

Veterinary Services to Other Departments.

Veterinary services were provided during the year to the following Departments of the Corporation;—Police, Cleansing, Parks, Cemetery and Tramways Departments.

SANITARY CIRCUMSTANCES OF THE DISTRICT.

WATER SUPPLY.

The water supply of the Borough is partly from wells in new red sandstone, 320 to 900 feet deep; supplemented by supplies from Lakes Vyrnwy and Alwen of soft upland surface water. No filtration is necessary, the supply being pure and ample for all requirements, and the service constant. No contamination from lead has been discovered during the quinquennium.

By arrangement with the Liverpool Corporation a supply up to 1,800,000 gallons daily is obtained from Lake Vyrnwy and an agreement with the Birkenhead Corporation provides for a daily supply of 700,000 gallons of Lake Alwen water; the daily quantity increasing by 100,000 gallons each year until a maximum of 2,000,000 gallons is reached.

The volume of water supplied and the average consumption per head, etc., in each of the past five years were:—

	1926	1927	1928	1929	1930
Nett Gallons, supplied	1,069,765,525	1,098,788,392	1,131,332,978	145,052,044	1,131,689,094
Average consumption per day per head, Gallons	31.85	32.54	31.46	31.37	31.00
<i>Viz: for drinking and other purposes ...</i>	25.49	25.95	25.54	25.65	24.56
<i>Shipping, watering streets, etc. ...</i>	6.36	6.59	5.92	5.72	6.44
Water used for sewers and drains	4,023, 000	3,957,000	4,014,000	3,749,800	4,606,350

SANITARY INSPECTION OF THE DISTRICT.

WORK OF THE DISTRICT INSPECTORS DURING 1930.

NUISANCES.

Number of houses visited	5,457
„ apartments visited	21,204
„ houses found in a dirty condition	23
„ apartments found	49
„ „ „ in an overcrowded condition	12
„ „ „ with defective, insufficient or choked drains	429
„ „ „ with defective sash cords, windows, etc.	143
„ „ „ without supply of water for drinking, domestic or sanitary purposes	22

No.	of Apartments	found	with defective boilers, flues, etc.	...	46
"	"	"	with defective or insufficient W.C. basins, flushing, cisterns, putty joints, traps, waste-pipes, soil-pipes and/or channellings	...	1,076
"	"	"	with defective yard or passage surfaces	229
"	"	"	with defective floors	90
"	"	"	with insufficient ventilation	...	6
"	"	"	vacant or insecure against misuse by general public	—
"	"	"	with damp or defective walls	...	340
"	"	"	with defective roofs, gutters and downspouts	646
"	"	"	without proper and sufficient ash-pits or ashbins	936
"	"	"	with dirty yard surfaces	3
"	"	"	with offensive accumulations requiring removal	45
"	Interviews and appointments re work in hand			...	738
"	Supervisional visits			312
"	Observations			39
"	offensive ditches and ponds requiring cleansing			...	5
"	cesspool inspections			32
"	matters referred to other departments			241
"	matters referred from other departments (bins, etc.)			...	1,094
"	informations laid in respect of nuisances			5
"	convictions obtained			4
"	Magistrate's Orders obtained			4
"	Nuisances abated and cases withdrawn on payment of costs			1
Amount of fines and costs			£2/2/6	

SMOKE NUISANCES.

Steps to prevent Smoke Nuisances.

Number of observations made	40
„ Notices served in respect of black smoke	1
„ Informations laid in default of compliance with Notice	—
„ Informations laid in default of compliance with order	—
Amount of fines and costs	—

BYE-LAWS WITH RESPECT TO NUISANCES.

Number of inspections of stable yards	324
„ re-inspections	19
„ Notices served to empty manure pits	11
„ Informations laid in default of compliance with notice						—
„ Stable yards without sufficient manure pits	4
„ Notices served to provide manure pits	4
„ Notices served to provide stables with sufficient paving and/or drainage	—
„ Notices to clean stable yards	1

ABATEMENT OF NUISANCES.

Number of preliminary notices issued for the abatement of nuisances	2,814
„ Statutory Notices issued	466
„ re-inspections of nuisances	9,825

DRAIN TESTING.

Number of houses at which drains or branches have been specially tested by means of smoke or water	25
---	----

EXAMINATION OF UNDERGROUND DRAINS.

Number of applications made to Council under Section 41 of the Public Health Act, 1875, to lay bare pipes and traps	—
--	---

CELLAR DWELLINGS.

Cellars found occupied as dwellings	—
Notices served to vacate same	—

COURT AND ALLEY INSPECTION.

Number of visits to courts and alleys	16
„ W.C.'s found clean	46
„ „ found dirty	—
„ „ re-inspected	—
„ „ cleansed	—

INSPECTION OF ICE CREAM CARTS, &c.

Number of visits to premises where Ice Cream is manufactured or sold	33
---	----

SPECIAL COMPLAINTS.

Number of special complaints received and dealt with	1,737
---	-------

HOUSES WITH INSUFFICIENT ASHPITS.

Number of houses found without sufficient ashpits or ashbins	936
„ offensive ashpits abolished	17

MARINE STORE INSPECTION.

Number of premises entered on Register	3
„ inspections	10
„ offensive conditions discovered at time of visit, and for which notices were served	1

INSPECTION OF TENTS, VANS AND SHEDS.

(Excluding Moreton Caravans).

Number of visits paid to encampments and caravans	21
„ tents, vans, and sheds inspected	137

OTHER INSPECTIONS.

PUBLIC BUILDINGS.

Number of visits to Public Buildings (Conveniences)	9
„ „ Railway Stations (Do.)	3
„ „ Schools	6
„ „ Theatres, Picturedromes, etc.	6
„ „ Common Conveniences	—
„ „ Public Conveniences	6
„ „ „ Urinals	6

CANAL BOAT INSPECTION.

The number of boats inspected was :—	55
Number of boats on which infringements were found	—
Number of infringements	—

OTHER SANITARY WORK.

FLUSHING.

The work of flushing the drains from house to house has been continuously carried out by three gangs of men throughout the year.

HOUSE TO HOUSE WORK.

Number of Visits to streets	2,565
" " to houses	36,418
" yard W.C.'s flushed	32,720
" yard gullies flushed	115,449
" drains found choked	11,899
" drains cleared	11,297

SPECIAL FLUSHING IN INFECTIOUS CASES.

Number of visits to streets	177
" " to houses	182
" yard W.C.'s flushed	114
" yard gullies flushed	586
" drains found choked	13
" drains cleared	11

FLUSHING OF SCHOOLS, HOSPITALS, ETC.

Number of visits to streets	82
" schools, public buildings, etc.	111
" yard W.C.'s flushed	771
" yard gullies flushed	2,357
" drains found choked	367
" drains cleared	360

SEWERAGE AND DRAINAGE.

The water-carriage system obtains throughout the Borough, and the crude sewage is discharged into the Mersey below low-water level.

The growth of Wallasey has been extremely rapid, with the result that most of the house drains are new, and have been constructed under modern bye-laws and strict supervision. All new house drains are subjected to a smoke test before being finally covered, while every year a number of the drains of old houses are re-laid.

Under the supervision of the Borough Surveyor, the following sewers have been either reconstructed or repaired during the past five years.

1926—Church Street—Egg-shaped brick sewer repaired and pointed for a length of 100 yards.

1927—Old Brick Sewer, Church Street, repaired and pointed inside with cement for a length of 25 yards.

Sewer in Green Lane—from a point opposite St. Nicholas' Road to Stanley Avenue has been completed and pressure brought to bear on owners of houses to connect to new sewers and do away with the very insanitary cesspits.

The public water-courses off Leasowe Road were also examined and cleaned.

1928—The following defective sewers were reconstructed or repaired during 1928 :—

Old brick sewer in Church Street ; brickwork renewed and pointed. Length 50 yards.

Carlton Road, from Field Road to Sudworth Road, 9 in. sewer. Length 115 yards.

Passage East side of Carlton Road, 9 in. sewer. Length 99 yds.

Sandon Road. 18 in. sewer. Length 83 yards.

Atherton Street, 15 in. sewer. Length 111 yards.

The defective 9 in. surface water sewer in Pasture Road, which also temporarily takes overflows from cesspits has required constant attention to keep it in working order.

Watercourses containing sewage silt in Moreton and Bidston were cleaned out where urgently required.

1929—Church Street Sewer repaired for a length of 50 yards.

Pasture Road surface sewer repaired.

Number of new vent shafts—21.

Number of new street gullies—10.

1930—9 in. sewer Upton Road, from Seaforth Drive to the Borough Boundary, 220 yards.

Church Street, brick sewer repaired for a length of 25 yards.

The Main Watercourses in the low-lying part of the Borough have been cleaned out and re-graded with improved falls.

In addition to the above, a considerable amount of storm relief work has been carried out each year. The sewers have been regularly flushed, and the manholes, gullies, etc., cleaned and repaired and vent columns erected.

Under the supervision of the Health Department also, the drainage systems of the following houses have been :—

(A) Entirely Reconstructed.				(B) Partially Reconstructed.			
1926	...	8 houses.	3 houses.	
1927	...	7 "	4 "	
1928	...	7 "	6 "	
1929	...	5 "	4 "	
1930	...	76* "	6 "	

* Includes 72 at Moreton area.

SMOKE AND GRIT NUISANCES.

The subject of smoke abatement has been mentioned in health lectures, and an attempt has been made to formulate a strong public opinion on the matter.

Observations are frequently made of works chimneys, of which there are only some 59. Generally speaking, it is rare to find any of them emitting dense, black smoke in such quantities as to constitute a nuisance capable of being dealt with under the Public Health Act. Considerable trouble, however, has been experienced at the new Electricity Works since the installation of plant enabling pulverised fuel to be used, the nuisance from the precipitation of sooty particles from the Works chimneys being particularly bad in the neighbourhood of Poulton. As a result of pressure on the part of the Health Committee, the Electricity Committee have taken steps by the installation of certain other plant designed to abate or considerably minimise the extent of the nuisance.

ATMOSPHERIC POLLUTION.

No atmospheric readings have been taken, for the simple reason that Wallasey, being largely a residential place with comparatively few Works, they would not represent smoke, etc., deposits for which Wallasey is responsible. If the wind is from the East, South or South-west, it blows the smoke from the neighbouring boroughs in the Wallasey direction, with resulting deposits.

FACTORY AND WORKSHOP ACT, 1901.

1.—INSPECTION.

Including Inspections made by Sanitary Inspectors.

Premises.	Number of		
	Inspections.	Written Notices.	Prosecutions.
FACTORIES (Including Factory Laundries)	149	25	—
WORKSHOPS (Including Workshop Laundries)	464	47	—
WORKPLACES (Other than Outworkers' premises included in Part 3 of this Report)	49	10	—
Total	662	82*	—

* Verbal Notices : 14.

2.—DEFECTS FOUND.

Particulars.	No. of Defects—			Number of Prosecutions.
	Found.	Remedied.	Referred to H.M. Inspector.	
<i>Nuisances under the public Health Acts :—</i>				
Want of Cleanliness	69	69	—	—
Want of Ventilation	—	—	—	—
Overcrowding	—	—	—	—
Want of Drainage of Floors ...	—	—	—	—
Other Nuisances	5	5	—	—
Sanitary Accommodation :				
Insufficient	—	—	—	—
Unsuitable, Defective or Dirty	11	11	—	—
Not Separate for Sexes ...	—	—	—	—
<i>Offences under the Factory and Workshop Act :—</i>				
Illegal Occupation of Under-ground Bakehouse (s. 101)	—	—	—	—
Breach of Special Sanitary Requirements for Bake-houses (ss. 97 to 100) ...	1	1	—	—
Other offences (excluding offences relating to outwork which are included in Part 3 of this Report)	—	—	—	—
Totals ...	86	86	—	—

FACTORIES.

For the most part the law relating to Factories is administered by the Home Office.

149 visits were, however, made to factories, these being chiefly in reference to sanitary accommodation.

The number of Factories on the Register is as follows :—

TRADE.	Number on Register.	Number of Visits.
Bakers	9	11
Confectioners	2	2
Boot Makers and Repairers	21	37
Laundries	13	13
Wheelwrights and Smiths	2	2
Joiners	3	10
Coffin Makers	1	1
Motor Engineers	12	18
Stonemasons	1	3
Printers	6	7
Artificial Manure Makers	1	—
Wireless Outfitters	1	1
Boat Builders	1	—
Firelighter Manufacturers	2	5
Timber Merchants	2	3
Flour Millers	3	3
Spring Makers	1	1
Provender Dealers	1	1
Brick Makers	3	3
Cycle Repairer	1	—
Engineers	5	3
Cabinet Makers	2	6
Oil Storages	2	—
Woodworkers	1	1
Ore Merchants	1	—
Treacle Works	1	—
Leather Belting Manufacturers	1	—
Destructor Works	1	—
Tramway Depot and Electricity Works	3	2
Gas and Water Works	1	1
Insulating Works	1	—
Cereal Mills	1	1
Builders' Merchants	1	2
Electrical Instrument Makers	1	—
Lock Manufacturer	1	—
Mineral Water Manufacturers	2	6
Varnish Makers	1	—
Corn Warehouses	1	1
Nut Cracking Works	1	—
Pipe Cleaner Manufacturers	1	3
Leather Dressers	1	2
Tie Knitters	1	—
Wringing Machine Repairers	—	—
Ice Cream Makers	1	—
Totals	118	149

All the Workshops and Workplaces on the Register were regularly inspected, with the result as shown in the Summary which follows.

WORKSHOPS.

The number of Workshops on the Register approximately is as follows :—

Trade.	Number on Register.	Approximate Number of Persons Employed.	Number of Visits.
Bakers	41	86	82
Confectioners	51	106 -	72
Laundries	11	30	20
Tailors	16	31	24
Dressmakers and Milliners ...	56	124	87
Bootmakers and Repairers ...	64	111	85
Cabinet Makers & Upholsterers ...	12	23	18
Watchmakers and Repairers ...	10	14	19
Tinsmiths & Sheet Metal Workers	3	6	5
Saddlers and Leather Workers ...	1	1	2
Leadlight Manufacturers ...	1	4	1
Wringing Machine Repairers ...	3	4	4
Printers	1	2	3
Photographers	1	4	1
Coffin Makers	2	4	3
Dry Cleaners & Valeting Service	5	13	9
Ice Cream Makers	17	18	8
Joiners	3	4	2
Gramophone Repairers	1	1	1
Mineral Water Manufacturers ...	1	2	1
Motor Repairers	5	8	4
Cycle Repairers	8	15	10
Scale Repairers	2	3	3
Totals	315	614	464

WORKPLACES.

The number of workplaces on the Register approximately is as follows :—

Trade.	Number on Register.	Approximate Number of Persons Employed.	Number of Visits.
Cycle Builders and Repairers ...	2	4	5
Wheelwrights and Smiths ...	6	13	7
Joiners	13	24	15
Motor Engineers and Repairers ...	11	30	12
Stonemasons	2	5	—
Builders' Yards	2	3	5
Bottle Washers	1	2	1
Shippers	4	280	4
Totals	41	361	49

HOME WORK. OTHER MATTERS.

<i>Class.</i>	<i>Number.</i>
Matters notified to H.M. Inspector of Factories :—	
Failure to affix Abstract of the Factory and Workshop Act (S. 133)	—
Action taken in matters referred by H.M. Inspectors as remediable under the Public Health Acts, but not under the Factory and Workshop Act (S. 5) :—	
Notified by H.M. Inspector	—
Reports (of action taken) sent to H.M. Inspector	—
Other matters notified to H.M. Inspector of Factories	4
Underground Bakehouses (S. 101) :—	
Certificates granted during the year	2
In use at the end of the year	2

OUTWORKERS.

5 visits were paid during the year to the homes of Outworkers.
In no case, however, was it found necessary to serve notices.

RATS AND MICE DESTRUCTION ACT.

In May a Rat Catcher was appointed with a view to dealing more effectively with rats and mice. His work mainly consists of interviewing and explaining to occupiers, different methods suggested by the Ministry of Agriculture for ridding their premises of these pests. He also undertakes for payment, the task of freeing premises from these vermin.

The Corporation in their desire to give every assistance to occupiers purchased a number of appliances for catching rats and other vermin.

These appliances are lent to occupiers on payment of a deposit equal to the cost of the appliance. A type-written list of recipes is also left with occupiers of infested premises, so that they may vary their baits.

NATIONAL RAT WEEK.

A few days prior to National Rat Week, in November each year, circulars and pre-paid post cards are forwarded to occupiers of all premises likely to harbour rats, asking for their co-operation in the endeavour to make the week a successful one, and for information as to the results of any action taken by the,. A letter was also sent to the local chemists enclosing a window display card intimating that effective poisons could be obtained at their establishments, and that any further advice and assistance could be had on applying to the Health Department during specified hours.

The premises to which circulars were sent included Stable Yards, Flour Mills, various Works, Theatres, Picture Houses, Marine Stores, Cowsheds, Slaughter-houses, and Lairages, Market Gardens, etc.

SUMMARY OF THE WORK DONE UNDER THE RATS AND MICE DESTRUCTION ACT IN EACH OF THE PAST FIVE YEARS.

	1926	1927	1928	1929	1930
No. of complaints received ...	72	39	49	68	64
Re-visits... ..	226	150	220	241	314
Baits laid	2,350	3,295	2,102	1,721	*3,792
Baits consumed	2,135	2,834	1,541	1,502	2,944
Rats found dead or caught ...	2,004	1,271	1,177	1,121	1,623
Trays in use	6	6	6	6	6
Traps in use	4	4	4	4	4
Mice found dead or caught...	—	—	—	—	215
RAT WEEK (included above)					
Circulars issued	264	254	321	307	290
Replies received	12	10	12	8	8
No. of rats killed	95	1,071	440	636	674
No. of baits laid	1,726	2,740	924	955	2,824
No. of baits consumed	1,631	2,479	106	922	2,177
No. of rats caught by traps, trays, organized hunts, &c.	—	—	—	—	92
Cards given to Chemists ...	42	42	45	54	—
Large posters on hoardings 7 days before and during Rat Week	80	80	80	80	80
Visits to premises to which Circulars had been sent ...	—	110	260	285	226

* It is impossible to get correct figures for baits laid and consumed.

RAG FLOCK ACTS, 1911 and 1928.

There are no premises in the District in which rag flock is manufactured. In eleven premises, however, rag flock is used, in small quantities. In one case only is it sold—also in small quantities. Fourteen visits were paid to such premises during the year.

METEOROLOGICAL.

The Corporation's Observation Station at Harrison Park is duly recognised and approved by the Air Ministry as a Climatological Station, and is equipped with the following Instruments:—

Dine's Pressure Tube Anemometer (fixed in 1928).

Standard Fortin Barometer (Casella).

Stevenson Screen.

Mason's Hygrometer (Casella).

Maximum Thermometer (Negretti)

Minimum Thermometer (Do.)

Five-inch Rain-gauge and Measure (Air Ministry).

Eight-inch Automatic Recording Rain-gauge (Casella).

Campbell-Stokes Sunshine Recorder (Hicks).

Two Barographs.

The Station was transferred to Harrison Park in 1928, following the setting up of an Anemometer, the best site for which was found to be in that Park. For convenience of taking observations the other instruments were, with the sanction of the Air Ministry, transferred to the same site.

Observations are taken morning and evening throughout the year, telegraphic reports thereon being forwarded to the Air Ministry twice daily during the Summer period (April-September), and once daily during the period October-March. These reports are intended, not only for the information of the Ministry, but also for distribution by the Ministry to various daily papers, with the result that Wallasey figures in the lists of those Health and Holiday Resorts whose daily weather reports are published in many of the well-known newspapers.

In addition to these daily reports the Ministry require, as a condition of recognition of the Station, monthly returns regarding weather observations, and also a return covering the calendar year,

Ever since the Station was first in use, the daily readings have been posted at Marine Park, and at Seacombe Ferry, for the information of the public.

The accompanying table gives a Summary of these readings during the past five years.

SUMMARY OF OBSERVATIONS TAKEN AT CORPORATION'S METEOROLOGICAL STATION, 1926-1930.

Months	Mean Temperature.												RAIN IN INCHES.												SUNSHINE.												Number of Days of Frost.					Number of Days of Snowfall.					Mean Barometer (In Inches).																									
	Total.												Mean Daily.												Number of Days with 41 or More.																											Total (Hours).												Mean Daily.								
	1926	1927	1928	1929	1930	1926	1927	1928	1929	1930	1926	1927	1928	1929	1930	1926	1927	1928	1929	1930	1926	1927	1928	1929	1930	1926	1927	1928	1929	1930	1926	1927	1928	1929	1930	1926	1927	1928	1929	1930	1926	1927	1928	1929	1930																											
	1926	1927	1928	1929	1930	1926	1927	1928	1929	1930	1926	1927	1928	1929	1930	1926	1927	1928	1929	1930	1926	1927	1928	1929	1930	1926	1927	1928	1929	1930	1926	1927	1928	1929	1930	1926	1927	1928	1929	1930	1926	1927	1928	1929	1930																											
January	42.0	46.7	39.1	36.1	42.6	2.55	3.26	3.90	1.44	4.44	.082	.105	.190	.059	.143	19	22	26	13	18	32.8	49.5	32.3	31.0	50.1	1.06	1.21	1.70	1.00	1.42	14	19	18	13	16	7	9	11	21	8	2	2	—	9	—	30.05	29.71	29.78	30.25	29.68																						
February	43.2	46.6	43.1	34.5	36.8	2.05	1.33	2.57	.72	2.2	.128	.047	.088	.025	.068	14	11	14	6	5	37.8	55.2	43.4	43.1	1.33	1.97	2.20	1.54	1.57	12	16	22	11	16	5	14	2	22	—	—	1	3	—	30.07	30.02	30.02	30.03	29.58																								
March	44.5	45.6	43.1	43.7	41.9	1.05	2.88	1.52	.53	2.02	.034	.093	.049	.054	.097	10	20	19	5	17	73.1	102.7	78.7	146.1	95.7	2.56	3.21	2.53	6.00	3.08	24	28	23	29	26	8	2	7	15	13	1	—	1	—	30.07	29.87	30.07	30.39	29.84																							
April	50.0	45.5	48.4	45.3	44.5	0.46	1.14	0.98	.51	2.39	.029	.038	.023	.021	.109	11	20	12	8	17	130.0	139.1	130.8	152.9	115.9	4.33	4.64	4.36	6.46	3.53	28	26	29	30	24	—	—	4	—	2	1	—	—	29.88	29.93	30.08	30.02	29.83																								
May	51.3	53.4	52.7	53.3	51.5	3.55	.82	1.55	1.57	.85	.115	.026	.050	.051	.030	20	8	12	11	12	179.0	184.9	155.9	241.5	162.7	5.74	5.96	5.40	7.79	5.24	28	29	28	31	28	—	1	—	—	—	—	—	—	29.90	30.08	29.99	29.91	29.96																								
June	57.7	55.1	56.1	56.4	59.4	1.15	3.66	4.65	1.18	1.76	.038	.122	.152	.055	.007	13	17	10	13	214.8	187.7	192.1	261.6	224.1	7.16	5.59	6.40	6.72	1.74	28	28	28	30	27	—	—	—	—	—	—	—	—	—	29.92	29.90	29.90	29.90	29.90																								
July	64.3	61.1	60.3	61.5	60.1	3.45	3.30	1.31	8.29	4.50	.111	.109	.042	.086	.131	14	19	12	15	27	153.8	126.2	224.4	207.9	143.9	8.02	4.07	7.24	6.71	4.58	20	27	30	27	27	—	—	—	—	—	—	—	—	—	30.02	29.87	30.08	30.02	29.83																							
August	62.1	61.3	60.6	60.9	60.3	3.02	4.40	3.22	2.96	5.38	.107	.209	.103	.096	.170	15	21	18	20	24	170.2	188.1	138.5	172.0	124.1	8.49	4.77	5.11	5.54	4.97	30	27	30	30	30	—	—	—	—	—	—	—	—	—	30.05	29.92	29.88	29.91	29.85																							
September	59.0	56.0	56.6	59.2	55.7	5.47	4.73	1.16	2.01	2.41	.129	.157	.058	.065	.079	18	21	11	10	15	116.6	107.4	133.0	163.5	113.5	3.95	3.58	5.50	5.45	5.78	27	24	25	27	25	—	—	—	—	—	—	—	—	—	30.08	29.78	30.13	30.10	29.95																							
October	49.3	53.0	51.6	50.5	51.9	3.06	2.93	3.44	2.46	4.37	.109	.091	.110	.124	.144	15	23	23	24	88.0	85.5	79.7	109.9	89.0	2.84	3.08	2.66	5.53	2.87	23	24	33	29	25	9	—	1	—	1	—	—	—	29.94	30.02	29.78	29.76	29.76																									
November	43.3	44.9	46.7	45.7	43.5	5.11	4.44	4.24	4.91	4.22	.170	.148	.141	.152	.141	21	19	22	24	18	80.8	55.1	43.3	41.4	58.7	1.86	1.84	1.44	1.58	1.96	19	18	18	22	21	6	7	4	6	6	—	—	1	—	—	29.94	29.95	29.72	29.87	29.83																						
December	41.1	39.7	40.1	43.6	41.5	1.14	1.29	2.31	4.42	4.56	.027	.041	.070	.149	.147	14	8	19	26	21	21.9	6.2	24.2	61.1	21.9	0.71	0.20	.91	1.97	.50	13	4	10	21	13	10	18	12	4	—	—	4	1	3	—	—	30.05	29.92	30.02	29.84	29.83																					
Mean Totals	50.7	49.9	49.9	49.1	49.4	32.38	30.23	32.95	28.66	30.45	.091	.098	.089	.076	.106	182	205	205	171	201	1219.4	1228.7	1360.5	1713.0	1179.7	3.45	3.36	3.72	4.47	2.97	275	270	280	300	278	45	51	40	60	58	4	6	4	16	—	29.99	29.89	29.91	29.97	29.93																						

ADOPTIVE and OTHER ACTS.

The following is a list of Local and Adoptive Acts, Bye-Laws, etc., under which the Department works :—

- Bye-Laws made with respect to Nuisances, 1886.
- Common Lodging Houses, 1886.
- Slaughterhouses, 1886.
- Public Health Acts Amendment Act, 1890. Adopted December 4th, 1890.
- Wallasey Local Board Act, 1890.
- Housing of the Working Classes Act, 1890, Section 74 (1).
- Wallasey Improvement Act, 1901.
- Wallasey Tramways and Improvement Act, 1906.
- Public Health Amendment Act, 1907, Section 51 adopted June, 1927, Sections 85 and 86 and Part 6 adopted October 7th, 1926.
- Housing and Town Planning Acts, 1909 and 1919 (un-repealed sections).
- Bye-Laws relating to Sale of Coal (30th October, 1913).
- Wallasey Corporation Act, 1920.
- Wallasey Corporation Act, 1927.
- New Streets and Buildings, 1927.
- Tents, Vans, Sheds, etc., 1908 and 1909.
- Houses let in Lodgings, 1928.
- Wallasey Butchers' Closing Order, 1921.
- Wallasey Grocers' etc., Closing Order, 1925.
- Retail Chemists and Druggists Closing Order, 1929.
- Wallasey Fruiterers' Etc., Closing Order.
- Various Orders, Half Holiday Suspension Orders and Substitution Orders under the Shop Hours Acts.
- Bye-Laws with respect to Offensive Trades (Various).
- Scheme under Section 2 of the Blind Persons' Act, 1920.
- Supplemental Bye-Laws in pursuance of Section 23 of the Municipal Corporations Act, 1882 (Fouling of Footwalks by Dogs, 1st May, 1930).



