

**[Report 1915] / Medical Officer of Health, Wallasey Local Board / U.D.C. / County Borough.**

**Contributors**

Wallasey (England). Local Board.

**Publication/Creation**

1915

**Persistent URL**

<https://wellcomecollection.org/works/jndc6hap>

**License and attribution**

You have permission to make copies of this work under a Creative Commons, Attribution license.

This licence permits unrestricted use, distribution, and reproduction in any medium, provided the original author and source are credited. See the Legal Code for further information.

Image source should be attributed as specified in the full catalogue record. If no source is given the image should be attributed to Wellcome Collection.



Wellcome Collection  
183 Euston Road  
London NW1 2BE UK  
T +44 (0)20 7611 8722  
E [library@wellcomecollection.org](mailto:library@wellcomecollection.org)  
<https://wellcomecollection.org>

REPORT  
ON THE  
Health of the County Borough  
of Wallasey,

FOR THE YEAR 1915,

BY

T. W. NAYLOR BARLOW,

M.R.C.S. (Eng.), L.R.C.P. (Lond.), D.P.H. (Camb.),  
of Lincoln's Inn, Barrister-at-Law,

MEDICAL OFFICER OF HEALTH.

MEDICAL SUPERINTENDENT OF THE CORPORATION  
INFECTIOUS DISEASES HOSPITAL, AND  
ADMINISTRATIVE TUBERCULOSIS OFFICER.

---

LIVERPOOL:

CHARLES BIRCHALL, LTD., PRINTERS, STATIONERS, ETC., 17, JAMES ST.

1915.

7977

# CONTENTS.

	PAGE		PAGE
Ashpit Abolition ... ..	65	Measles ... ..	39
Bakehouses ... ..	79 & 93	Meat Inspection ... ..	82
Births ... ..	13	Meteorological Reports ... ..	64
Canal Boat Inspection ... ..	91	Midwives ... ..	60
Child Welfare Work ... ..	25	Military Encampments, &c. ...	68
Dairies, Cowsheds and Milk-shops ... ..	81	Mill Lane Hospital ... ..	58
Deaths ... ..	14	Offensive Trades ... ..	80
Do. Street List ... ..	15	Ophthalmia Neonatorum ...	56
Diphtheria ... ..	35	Phthisis ... ..	43
Drain Reconstruction ... ..	73	Plague ... ..	39
Early Closing Order ... ..	80 & 94	Poor Law and Hospital Relief	9
Employment of Children Act ...	94	Population ... ..	12
Factory and Workshop In- spection ... ..	75	Refuse Disposal ... ..	10 & 66
Food and Drugs Inspection	81 & 85	"Return" Cases, Scarlet Fever ... ..	33
Hospital, Cases treated in ...	59	Sanitary Work, Details of ...	88
Houses, Inhabited ... ..	13	Scarlet Fever ... ..	31
"New ... ..	12 & 72	School Inspection ... ..	43
Housing, Town Planning, &c., Act ... ..	70	Seats for Shop Assistants Act...	80
Infant Mortality ... ..	16	Smallpox ... ..	39 & 60
Infectious Diseases ... ..	29	Schools, Notifications from ...	40
Infectious Diseases Suspected at School ... ..	40	Sewer Re-construction ... ..	73
Insanitary Property :—		Shop Hours Acts ... ..	80 & 94
Birkenhead Road, Cottage at Coal Dépôt ... ..	70	Street Lists (Deaths) ... ..	15
"White Cottage," Mason Street ... ..	70	Sub-let Houses... ..	74
3 & 7, Mason Street ... ..	70	Statistical Summary ... ..	7
May Court... ..	71	Stable Yard Inspections ...	80
1 & 2, Shore Cottages ... ..	71	Tuberculosis (Non-pulmonary)	50
Cottage; Limekiln Lane, near "Jolly Sailor" Inn	71	Tuberculosis Dispensary ...	54
1—5, May Place ... ..	71	Typhoid ... ..	37
L.G.B. Tables, 1 to 4 ... ..	99	Vaccination Returns ... ..	63
Maternity Centre ... ..	25	Venereal Diseases ... ..	17 & 56
		Wards ... ..	8
		Water Statistics ... ..	88
		Whooping Cough ... ..	39
		Zymotic Diseases ... ..	29



# Health, Hospital and Cemetery Committee

OF THE

## WALLASEY TOWN COUNCIL

TO NOVEMBER 9TH, 1915.

---

---

### Chairman:

MR. COUNCILLOR HAROLD COVENTRY, J.P.

### Vice-Chairman:

MR. COUNCILLOR J. McMILLAN, M.B.

---

MR. ALDERMAN OLDERSHAW, M.D., J.P.

MR. ALDERMAN PARKINSON.

MR. ALDERMAN SCOTT.

### Councillors:

MR. G. A. BURROWS

MR. A. QUINN.

MR. A. A. RODEN,

MR. C. F. RYMER.

MR. J. SHAW,

MR. J. URMSON,

AND

HIS WORSHIP THE MAYOR

(MR. ALDERMAN B. SWANWICK, J.P.).

# OFFICIALS OF THE PUBLIC HEALTH DEPARTMENT.

---

T. W. NAYLOR BARLOW, M.R.C.S. (Eng.), L.R.C.P. (Lond.),  
D.P.H. (Camb.); of Lincoln's Inn, Barrister-at-Law,  
*Medical Officer of Health and Administrative  
Tuberculosis Officer.*

†ROBERT DUNLOP BLACK FREW, M.D., Ch.B., D.P.H.,  
*Tuberculosis Officer.*

E. GILBERT BARK, M.B. (Lond.),  
*Acting Tuberculosis Officer.*

\*HERBERT CLAUDIUS BASCOMBE,  
*Chief Sanitary Inspector.*

CHARLES HORSFALL SCOTT  
*Meat Inspector, and Inspector under the Contagious Diseases  
(Animals) Acts, 1885 and 1886.*

\*ALBERT HENRY ORMESHER,  
\*THOMAS NICHOLSON CLEATOR,  
\*HIRAM THOMAS IRVING,  
*Assistant Sanitary Inspectors.*

\*JAMES MANSEL DAWKIN,  
*Shop Hours and Workshop Inspector.*

\*MISS ISABELLA BIRRELL,  
\*\*MISS ALICE BARWISE,  
*Lady Sanitary Inspectors.*

MISS FLORENCE EGAN (C.M.B. Certif.)  
*Child Welfare Nurse.*

T. R. HODGSON, M.A.,  
*Public Analyst.*

JAMES TUDOR,  
*Weights and Measures and Food and Drugs Inspector.*


JOHN McNALLY,  
*Chief Clerk.*

RICHARD C. THOMSON,  
†FRANK ALDRED,  
NORMAN SQUIRE,  
*Clerks.*

W. N. BARTON,  
*Junior Clerk.*

\*Holds a Sanitary Inspector's Certificate. †On Active Service.

\*\*Serving with French Red Cross.



Digitized by the Internet Archive  
in 2018 with funding from  
Wellcome Library

<https://archive.org/details/b30228608>



# STATISTICAL SUMMARY FOR 1915.

---

Area in acres ... ..	3,408
Estimated CIVIL Population, June, 1915 (based on National Registration Returns) ... ..	85,000
„ GROSS „ ... ..	90,000
Population per acre (Civil Population) ... ..	24·8
„ „ (Gross Population) ... ..	26·1
Number of Inhabited Houses, December 31st ...	18,918
Rateable Value ... ..	£528,920
One Penny in the £ yields for General District Purposes ... ..	£2,070
Number of Persons per house at time of 1911 Census	4·64
Birth-rate per 1,000 persons living:	
Civil Population ... ..	20·8
Gross Population ... ..	19·7
Death-rate per 1,000 persons living:	
Civil Population ... ..	13·0
Gross Population ... ..	12·3
Infant Mortality per 1,000 Births ... ..	80
Percentage of Uncertified Deaths ... ..	0
Total Deaths from Diarrhœa and Enteritis ... ..	22
„ „ „ „ (under 1 year)	13
Diarrhœa (including Enteritis) Mortality (under 1 year) per 1,000 Births ... ..	7·3
Zymotic Death-rate (excluding Diarrhœa):	
Civil Population ... ..	0·36
Gross Population ... ..	0·33
Phthisis Death-rate per 1,000 persons living:	
Civil Population ... ..	0·88
Gross Population ... ..	0·84
Respiratory Death-rate per 1,000 persons living (excluding Phthisis):	
Civil Population ... ..	2·6
Gross Population ... ..	2·4



**Wards.**

No. 1—NEW BRIGHTON.

„ 2—UPPER BRIGHTON.

„ 3—NORTH LISCARD.

„ 4—SOUTH LISCARD.

„ 5—NORTH EGREMONT.

„ 6—SOUTH EGREMONT.

„ 7—NORTH SEACOMBE.

„ 8—SOUTH SEACOMBE.

„ 9—POULTON.

„ 10—WALLASEY.

**Information required by the Local Government Board in Annual Reports of Medical Officers of Health, and not included in the body of this Report.**

POOR-LAW INSTITUTION.

The number of persons admitted from Wallasey to the Poor Law Guardians' Institution, Birkenhead, during the year ended December 31st, 1915, was 332, as compared with 330 the previous year, namely:—

To the Institution	...	...	...	141
„ Infirmary	...	...	...	146
„ Sanatorium	...	...	...	45

The amount of Poor-Law Out-Relief paid in this Parish was £3,032 18s. 10d., as compared with £2,699 17s. 6d. in the previous year.

GRATUITOUS RELIEF.

There are two General Hospitals in the Borough. In connection with one there are no out-patients, and with the other only surgical out-patients.

There is also a Charitable Dispensary, the Medical Officer of which is also House Surgeon to the Victoria Central Hospital, sleeps on the premises, and performs the duties of Dispensary Surgeon in a room provided by the Hospital. He also visits medical cases at their own homes.

The following summary contains the number of surgical out-patients who attended at the Victoria Central Hospital throughout the year, and particulars as to the work done in connection with the Dispensary for the same period.

## VICTORIA CENTRAL HOSPITAL.

					ATTENDANCES.
Dental Extractions ...	...	...	...	238	238
Minor Operations under Local					
Anæsthetics ...	...	...	...	60	60
Ophthalmic Cases ...	...	...	...	371	1,612
Throat, Nose, and Ear Cases ...	...	...	...	221	635
Gynæcological Cases ...	...	...	...	85	85
X-Ray Cases ...	...	...	...	146	437
Casualties ...	...	...	...	2,011	7,024

## WALLASEY DISPENSARY.

Number of Attendances ...	...	...	6,944
„ Visits at Homes ...	...	...	1,312

## REMOVAL AND DISPOSAL OF HOUSE REFUSE.

There remain at present 407 single ashpits and 554 double ashpits. These are emptied on an average every five weeks by the employés of the Council. Their number is being steadily reduced. 1,983 ashpits have been abolished during the past 7 years and bins substituted. Bins are now required in all new property. These are emptied once a week, and the total number of bins is now 18,561. There are 12 cesspools in the outlying portions of the Borough; these are emptied fortnightly. There are 3 midden privies similarly situated, which are emptied monthly. There are 41 pails used as closets attached to summer camps, and these are emptied twice weekly from May to September.

The total quantity of refuse delivered at the Destructor Works for the year ended 31st December, 1915, was 20,116 tons.



*Public Health Department,*

*March 7th, 1916.*

*To the Mayor, Aldermen and Councillors of the  
County Borough of Wallasey.*

*Mr. Mayor and Gentlemen,*

*I have the honour to present to you my Eighth Annual Report on the health of the Borough, in compliance with the duty statutorily placed upon me.*

*The health of the Borough for the past year has been in most respects highly satisfactory. In only one previous year has the infantile mortality rate been lower than the one recorded for 1915, while the zymotic rate is the lowest of which I have any record.*

*The value of the mortality rates this year is considerably diminished owing to the difficulties in estimating the population, having regard to the number of men who have joined the Army. This, of course, does not refer to the infantile mortality rate, which is not based on population, but on the number of births registered.*

*I should like particularly to draw attention to my comments on infantile mortality on page 17, and also to those on venereal diseases on page 56.*

*I wish to take this opportunity of placing on record my appreciation of the good work done by the members of my Staff, and to again thank the members of the Health Committee and the Council for the support they have generously afforded me at all times.*

*I am,*

*Mr. Mayor and Gentlemen,*

*Your obedient Servant,*

*T. W. N. BARLOW,*

*Medical Officer of Health.*



## PART I.—VITAL STATISTICS.

### Population.

The *civil* population of the County Borough of Wallasey at the middle of 1915, based on the National Registration Returns, is estimated by the Registrar-General at 85,000. The *gross* population, as calculated according to the method used by the Registrar-General, is 89,902—in round figures, 90,000. The birth-rates and death-rates will be found in the following pages to be calculated on both these figures for the purposes of comparison with former years.


The population shown by the last four census returns has been as follows:

	Census 1881.	Census 1891.	Census 1901.	Census 1911.
Poulton-cum-Seacombe ...	7,640	14,900	20,749	30,566
Liscard ... ..	11,612	16,356	28,661	38,659
Wallasey ... ..	1,940	1,971	4,169	9,279
Entire District...	21,192	33,227	53,579	78,504

The following Table shows the number of new houses certified for habitation during the past twelve years.

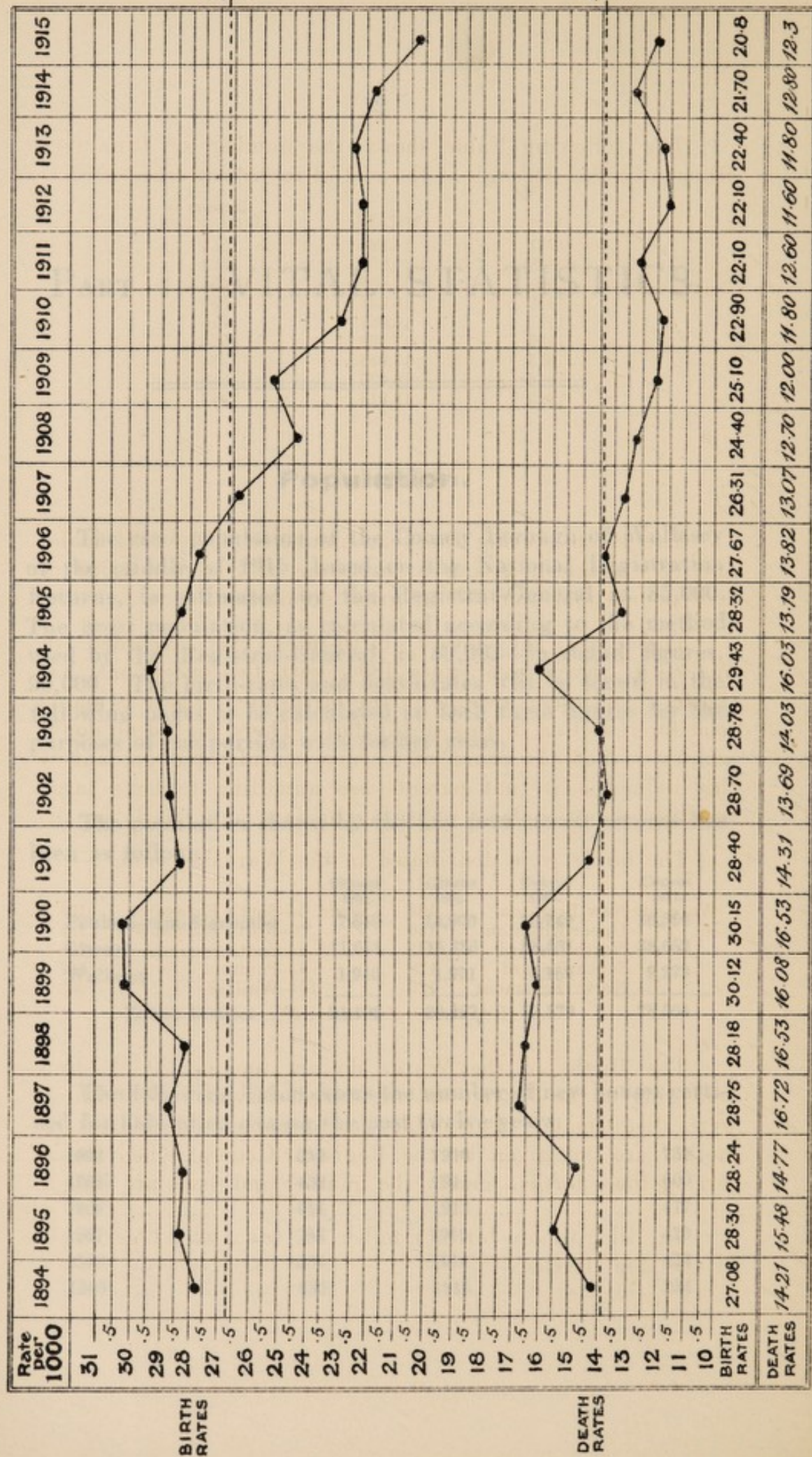
1904 ... ..	259	1910 ... ..	739
1905 ... ..	432	1911 ... ..	600
1906 ... ..	614	1912 ... ..	417
1907 ... ..	706	1913 ... ..	410
1908 ... ..	604	1914 ... ..	424
1909 ... ..	630	1915 ... ..	254

# YASAJJAW ni 2ETAR HTA3D bu3 2ETAR HTIBIB 3niw312 TRAHO 4981 937112





# CHART shewing BIRTH RATES and DEATH RATES in WALLASEY since 1894.





The following Table shows the number of INHABITED HOUSES in the Borough at the end of each year since 1907.

Year.	TOTALS.	Increase on Previous Year.
1907	14,626	810
1908	15,224	598
1909	15,683	459
1910	16,242	559
1911	16,957	715
1912	17,522	565
1913	17,936	414
1914	18,476	540
1915	18,918	442

### Births.

The Births during the year numbered 1,774 (894 males and 880 females), giving a birth-rate of 20·8 per 1,000 of civil population, and 19·7 of gross population.

These are the lowest birth-rates ever recorded in Wallasey. Every year since 1894, with two exceptions, has shown a continuous decline in the birth-rate. There is ample food for reflection in this steady fall. There can be no doubt whatever that the cause of a very considerable amount of this reduction is that parents are unwilling to have large families, many, indeed, objecting to have any family at all.

The births were distributed in the Wards as under:—

Ward 1—New Brighton ...	104	Ward 6—South Egremont ...	134
„ 2—Upper Brighton ...	136	„ 7—North Seacombe ...	185
„ 3—North Liscard ...	149	„ 8—South Seacombe ...	208
„ 4—South Liscard ...	178	„ 9—Poulton ...	317
„ 5—North Egremont...	110	„ 10—Wallasey ...	233

(Registered elsewhere, 20).

The Births in the Wards do not include 20 children belonging to the district but registered elsewhere, 6 of which were illegitimate. Particulars as to name and address of mother are not given by the Registrar-General when transferring these births; merely the number and sexes are stated.

The illegitimate births number 38, equal to 2·1 per cent. of the total births.



The following Table shows the natural increase of population, that is, the excess in the number of births over deaths in the different Wards:—

Ward No.	Births.	Deaths.	Natural Increase.
1	104	119	15
2	136	101	35
3	149	98	51
4	178	118	60
5	110	78	32
6	134	106	28
7	185	117	68
8	208	115	93
9	317	128	189
10	233	129	104
Registered elsewhere	20	...	20
	1,774	1,109	675

The transferable deaths in this Table have been allocated to the Wards to which they belong, particulars as to home addresses being given by the Registrar-General at time of transfer.

A comparison of the Birth-Rates of Wallasey for the past five quinquennial periods is interesting.

For the period 1891-1895 it was	29.50.
„ 1896-1900	„ 29.08.
„ 1901-1905	„ 28.72.
„ 1906-1910	„ 25.27.
„ 1911-1915	„ 21.8.

### Deaths.

The total number of deaths of people belonging to Wallasey, whether these have occurred in the district or not, is 1,109, giving a death-rate of 13.0 calculated on the civil population, and 12.3 calculated on the gross population.

The number of transferred deaths—that is, deaths of Wallasey people who have died outside the district—is 157. Of these, 85 occurred in the Tranmere Union Infirmary, 23 in hospitals in Liverpool and other towns, 32 in Chester Asylum and other asylums, and 17 in various other towns, but not in institutions. The transferred deaths numbered 31 more than in 1914.

Many of the deaths in institutions so transferred we have been unable to trace. Some of the people, in fact, had not been in Wallasey for many years, but the fact that an address in Wallasey was given on admission to the institution accounts for their being transferred to this Borough.

A comparison of the death-rates of Wallasey for the past five quinquennial periods is appended:—

For the period	1891-1895	it was	16.1
"	"	1896-1900	" 16.1
"	"	1901-1905	" 14.2
"	"	1906-1910	" 12.6
"	"	1911-1915	" 12.2

63 Inquests were held, 44 of these being on residents and 19 on non-residents.

6 of the total deaths were those of illegitimate children, 5 of them being under 1 year of age; 1 of these died in the Union Infirmary.

The ages and causes of the illegitimate deaths under 1 year of age were as follows:—

2 days	...	...	...	...	Clot on Brain.
2 months	...	...	...	...	Broncho-Pneumonia.
2 months	...	...	...	...	Gastro-Enteritis.
4 months	...	...	...	...	Gastro-Enteritis.
6 months	...	...	...	...	Bronchitis.

#### STREETS LIST.

The information given in previous Annual Reports showing the streets in which deaths occurred during the year is discontinued in the present Report, as the records are now kept on cards which show at a glance the number of deaths (including those under 1 year of age) occurring in particular streets in each month over a number of years.

#### DEATHS OF SOLDIERS.

The deaths of soldiers and sailors that have occurred in hospitals and institutions within the District during the year have, in accordance with the wishes of the Local Government Board, been excluded from the Vital Statistics. The deaths



of Wallasey soldiers and sailors occurring elsewhere in the country have been similarly excluded. The following are particulars concerning these deaths:—

#### Occurring in WALLASEY.

##### CAUSE OF DEATH.

Soldier, aged 24 years ... ..	Chronic Parenchymatous Nephritis. (resident).
Soldier, aged 31 years ... ..	Suppurative Hepatitis, Asthenia (non-resident). and Heart Failure.

#### Occurring in OTHER TOWNS.

##### CAUSE OF DEATH.

Soldier, aged 55 years ... ..	Stricture of Urethra, Perineal Abscess, and Extravasation of Urine; Exhaustion.
Soldier, aged 40 years ... ..	Syncope from Congestion of Lungs resulting from ribs being frac- tured; Natural Causes.
Soldier, aged 21 years ... ..	Duodenal Hæmorrhage; Pneumonia.
Soldier, aged 23 years ... ..	Gunshot wound of spine and chest; Congestion of Lungs.
Soldier, aged 45 years ... ..	Valvular Disease of Heart (Inquest).

### Infant Mortality.

During the year 1915 the deaths of 143 children were recorded who had not at the time of their death reached the age of 1 year. This gives an Infantile Mortality Rate of 80 per 1,000 Births, which is equal to the second lowest on record, and compares favourably with the rate of 90 in 1914.

The following Table shows the causes of Infant Mortality divided into groups, and the number of deaths in each group, for the last five years.

	1911	1912	1913	1914	1915
1—Common Infectious Diseases caused	4 ...	9 ...	4 ...	14 ...	12
2—Diarrhœal Diseases caused ... ..	59 ...	3 ...	30 ...	22 ...	13
3—Wasting Diseases (including Pre- mature Birth, Atrophy and Marasmus) caused... ..	67 ...	62 ...	49 ...	55 ...	44
4—Tuberculous Diseases caused... ..	6 ...	7 ...	7 ...	1 ...	6
5—And other causes, including Res- piratory Diseases, Convulsions and Overlying, caused ... ..	54 ...	56 ...	60 ...	75 ...	68
Including Bronchitis and Pneumonia(20) ...	(22) ...	(31) ...	(30) ...	(31)	

Although there were no deaths ascribed to Syphilis, there can be no doubt that Syphilis was concerned in many of the deaths ascribed to Atalectasis (4), Premature Birth (19), Atrophy, Debility and Marasmus (17), and other causes (13).

It will be noticed that there is a decrease in the number of deaths from diarrhœal diseases.

The meteorological conditions on the whole were unfavourable to the incidence of these diseases, which, as a rule, begin in July, and reach their maximum about the end of August. The influence of heavy showers of rain, with the consequent cooling of the atmosphere, and their effect on summer diarrhœa, has been commented upon on many occasions.

A reference to the meteorological data on page 64 shows that the average temperature for July and August was 2·6 and 1·3 degrees respectively below the average, while the rainfall for both months was above the average; in fact, August was the wettest month in the whole year, the rainfall being 4·776 inches. September, on the other hand, was a warm and fine month, the temperature being above, and the rainfall being considerably below, the average. Of the 13 deaths from diarrhœal diseases only 4 were ascribed to Epidemic Diarrhœa, the remainder being due to Enteritis. One of these deaths occurred in July, 1 in August, and 4 in September, the remainder occurring in the colder months of the year. During the latter months Enteritis means, almost invariably, bad feeding.

Especially having regard to the present low birth-rate the fall in the Infantile Mortality Rate, compared with what it was in former years, is most gratifying. In six out of the last seven years it has been considerably below 100, whilst with one exception, in every year before 1909, it was considerably above 100 (see Table on page 24). These figures represent an enormous saving of child life. It should be noted also on the same Table that the deaths of children up to the age of five years are also fewer.

Our methods of dealing with illegitimate children are most unsatisfactory. The illegitimate infantile mortality rate is probably never less than double—often four or five times



more than—the ordinary infantile rate. There is no reason whatever why it should be so, except for the fact that the whole onus of maintaining the child, whatever it may be in theory, is in practice on the mother; and while every opportunity is given to the father to run away from his responsibilities, every opportunity is taken to make things difficult for the mother.

First let us consider the father. A bastardy summons must be taken out against him within six months of the birth of the child. Failure to do this leaves the mother without redress for future years. Often the father talks the mother over, and persuades her not to take out a summons, and when she discovers that his promises are not kept she also finds that the time limit during which she can legally obtain redress has expired, and she is helpless; or he may perhaps give her an allowance voluntarily for six months, and then cease, in which case no summons can be taken out. Moreover, the weekly sum paid by the father is limited to five shillings, which sum is far too small; and even when an order is obtained the payments almost invariably are made very irregularly. No summons for arrears due can be taken out unless payments for a month are in arrear, and the issue of the summons can even then be avoided by paying one week's instalment. This in many instances the father does, and thus escapes the greater portion of his liability. The father further escapes liability by emigrating, or even going to Scotland or Ireland.

Now let us consider the mother. The child, of course, is in her care, and she, in the vast majority of cases, has to pay for the child's maintenance herself. The Infant Life Protection Act and Part I. of the Children Act are administered by the Guardians, who appoint Infant Life Visitors. The duty of these Visitors is to see that the homes in which the children are boarded out are clean, and the foster-mothers respectable. But these Infant Life Visitors very often narrowly look at the object of the Act. When they find a home unsuitable they simply call on the mother to provide another home, and, if the mother asks where a home can be found, the Visitors may explain that there is no liability on them to find such a home. Imagine what this means to a mother, for



example, who is in service, and who is, perhaps, more or less a stranger in the neighbourhood where she happens to be in service. How is it possible for the girl to leave her place and search for a home for her baby? Moreover, how on earth for five shillings a week (and five shillings is about the maximum ever paid) is it possible to expect a foster-mother to look after and feed the child properly, and how is it possible for the mother to clothe the child and herself properly out of her small earnings in domestic service? The result is that the people with whom these poor children are housed are, generally speaking, very unfitted for the purpose. Some have the merit of being clean, and this is about the only merit they possess so far as the care of children is concerned.

I believe I am correct in stating that it has been, and still is, the deliberate policy of Poor Law Authorities, if the mother is unable to earn enough money to support the child, never to grant her any relief in respect of the child. She can go into the Workhouse with the child, or the child can go into the Workhouse Hospital if it is sick, but immediately it is better the care of it is thrown on to the mother again. This policy was adopted with the idea of acting as a deterrent against immorality, but it has certainly not had the effect which was hoped for. The effect of the policy has simply been to injure the child. No wonder the illegitimate death-rate is high!

How are these difficulties to be overcome?

In the first place it should be obligatory on the mother of every illegitimate child to take out a bastardy summons, and the Court, or some other Authority (not the mother) should be responsible for the collection of the money. It is simply useless to make the mother responsible for collecting it. If this were done, and the father made to pay by every means in the power of the Court or Authority, that would act as a great deterrent. These children should be boarded out in decent homes, the expenses of which both father and mother must jointly bear in proportions fixed by the Court. If the father cannot be found, and the mother cannot pay the whole amount, the remainder should come out of the rates, in which event the mother should not be allowed to take the child away from a suitable home at her own sweet will. There should be



power to detain in an institution any woman who has more than one illegitimate child. The administration of the Infant Life Protection Act should be in the hands of the Municipality, and taken from the Guardians. This is especially desirable, since under the Notification of Births Act the Local Authority gets an intimation as to the birth of every child in the district within thirty-six hours. Moreover all Local Authorities are now under a legal obligation to establish Maternity and Child Welfare Centres, which means that these Authorities are responsible for the welfare of all children in the areas controlled by them, from birth until their education is finished at the age of fourteen. Why should illegitimate children be outside this control? Are the lives of illegitimate children of less value than the lives of children born in wedlock? Practically they are outside of it since they are supervised by an Inspector appointed by another Authority—the Poor Law—and if they were ill would, presumably, secure the services of the parish doctor.

The majority of the mothers of these children are not paupers. Why then should they or their innocent children be affected with the taint of pauperism? I say "taint of pauperism" deliberately, because, whether it is in truth a taint or not, it is a fact which cannot be gainsaid that very many poor people look upon it as such, and my experience with cases of advanced phthisis is that many patients so suffering absolutely refuse to enter a Poor Law institution, and many others are only persuaded to do so with the greatest difficulty and in the very last extremity. Moreover, my health visitors have not unfrequently reported to me instances in which there has been the same disinclination on the part of people to avail themselves of the services of the parish doctor. They prefer to pay the 2d. charged for medicine at the local dispensary, while some even save up a few pence, which they can ill afford, to pay for a private doctor.

The efforts of the Poor Law with regard to the illegitimate child seem to be directed not so much to the preservation of the child's life as to prevent the child being left on their hands. Stated in another way, they strive to be economical at the expense of being less humanitarian, at the same time



fondly believing that they are acting in the best interests of morality. A vain delusion.

This attitude of the Poor Law is somewhat difficult to understand, having regard to the fact that the mother can quite easily force the Guardians to take the child, simply by slipping away from the district in which she is living, leaving no address, in which case, of course, the foster-mother, receiving no money, would throw the child on to the Guardians.

As I have stated above, there is no obligation on the Infant Protection Visitors to find homes for the children. There can be no doubt that they ought to have that responsibility cast upon them—if for no other reason than that it is absolutely impossible for the mothers in many instances to find suitable homes.

*To sum up: the basic principle of all action should be that the child should not be allowed to suffer.* Experience has shown that the effect of our present system is that it does *not* act as a deterrent, but re-acts against the child. The result is seen in the high infantile mortality rate. The child should be preserved at all costs, and the responsibility for the child at the least shared between its parents, and not, as now, placed almost entirely on the head of the mother. If ever there was a time when infant lives are valuable surely it is now, when one regards the awful waste of life as the result of the War; and if infant life is to be preserved at all by all means let the infant be brought up under reasonably good conditions, and not, as is now so often the case, driven from pillar to post, often changing homes five or six times in the first year of its life, on each occasion being the victim of the carelessness of each particular foster-mother, and thus in all probability having sown the seeds of ill-health which will last throughout life, and which will have made such child for all time a burden either upon the rates or upon philanthropy as an inmate of an asylum, a tuberculosis sanatorium, or a workhouse, whereas under proper conditions in the first two years of life such child might have been a healthy unit of the population and have become a respectable member of society.

When Boards of Guardians are referred to above, it must not be presumed that the local Board of Guardians is particularly indicated. My wish is to criticize a policy, not a particular Board. I believe many Boards have adopted the policy alluded to above, which in my judgment is a wrong policy.

An analysis of the 13 deaths from diarrhœa and enteritis is interesting, and clearly shows, if any further proof were needed, the reasons why a great many children die from diarrhœa and how many deaths could be prevented. Amongst the deaths were 2 illegitimate children, one of whom was boarded out and, of course, fed entirely by hand, at the same time needing the care which only a mother can bestow on her child. Of the 13 deaths, 9 were entirely hand fed at the time of death, and in 2 instances a long-tube bottle was used. 2 children were partly breast fed. 2 children were entirely breast fed. 5 of the deaths were noted as of children puny and delicate from birth.

As regards the home conditions, these were described as "unsatisfactory" in 7 instances and as "satisfactory" in 6. By "unsatisfactory" is meant either that the parents drank, the house was dirty, or gross ignorance was displayed, and in some cases there was a combination of all three, whilst in one particular instance a note was made as to the prevalence of flies. Those described as "satisfactory" must not be taken to mean that the conditions in every case were ideal. "Satisfactory" would cover all the ground from, say, "fair" to "very good."

Enquiries were also made as to why the children were fed artificially. In 5 instances it was found that the mothers were unwilling to feed the child from the breast. In 6 they were unable from various causes to do so, and with regard to 2 no statement was made.



The Table below shows at a glance the number of births and infant deaths and the infant mortality rates per 1,000 births in the Wards during 1912-13-14-15.

# WARDS.

WARD No.	No. of Births in				No. of Infant Deaths in				Infant Mortality Rates per 1000 Births in			
	1912	1913	1914	1915	1912	1913	1914	1915	1912	1913	1914	1915
1.....	122	120	122	104	9	8	10	10	73	67	81	96
2.....	146	140	123	136	9	5	10	6	68	36	81	44
3.....	149	149	172	149	8	10	11	9	53	67	63	60
4.....	146	170	172	178	18	16	17	16	116	94	98	89
5.....	90	103	116	110	9	13	8	12	100	126	68	109
6.....	162	173	137	134	13	10	16	10	80	58	116	74
7.....	213	206	240	185	20	24	24	15	93	116	100	81
8.....	232	236	192	208	22	28	38	23	94	118	196	110
9.....	306	334	322	317	20	23	23	25	68	69	71	79
10.....	204	211	229	233	9	13	10	17	44	61	43	73
	*21	*21	*17	*20								

\* Plus registered elsewhere.

Too much importance cannot be attached to the comparison, since the figures dealt with are very small, and one or two extra births and deaths in any particular Ward will raise the rate appreciably.

Inquiries instituted in 1908 as to the causes and circumstances attending the deaths of all children under 1 year have been continued in 1915. 1,595 births were visited. At the time of the first visit 83 per cent. were fed entirely on the breast, 10 per cent. were bottle fed, 7 per cent. on breast and bottle. Of the deaths of children under 1 year (143 in number), 34 were breast-fed, 60 were bottle-fed, 8 were fed on breast and bottle, 10 were not fed at all, and particulars were not ascertained with regard to 31 of the deaths. It will thus be seen that 8 times more children are breast-fed than are bottle-fed on the occasion of the first visit; the number of deaths of children fed otherwise than from the breast alone is, however, twice as great as those entirely breast-fed. These figures are most striking. If it is necessary to offer any inducement to mothers anxious for the welfare of their children to feed them from the breast where possible, these figures ought to supply that inducement.

Year.	No. of Deaths of Infants under one year.	Per cent. of Total Deaths.	Rate of Infant Mortality per 1,000 Births.	Deaths of Children under 5 Years.
1899	241	30.58	163	328
1900	208	24.18	132	276
1901	219	28.33	142	293
1902	172	22.84	108	242
1903	183	23.92	113	269
1904	265	30.04	157	385
1905	163	21.10	98	240
1906	201	24.39	117	304
1907	179	20.43	101	357
1908	176	19.42	101	284
1909	148	16.7	80	227
1910	149	16.7	86	252
1911	190	19.0	109	269
1912	138	13.4	77	215
1913	150	15.4	80	227
1914	167	15.3	90	254
1915	143	12.8	80	203

Details of Deaths under one year for the last 11 years, from those diseases most fatal to infants are given below:—

	1905	1906	1907	1908	1909	1910	1911	1912	1913	1914	1915
Diarrhœa ...	29	55	14	12	5	10	46	0	15	14	4
Convulsions ...	9	14	15	10	14	10	10	10	12	10	7
Bronchitis and Pneumonia ...	15	26	30	21	27	30	20	22	31	30	31
*Enteritis ...	5	11	11	11	9	18	13	3	15	8	9
Premature Birth ...	29	17	36	39	27	19	38	29	18	30	19
Atrophy & Debility	21	21	26	25	20	3	16	24	23	19	17
Totals ...	108	145	132	118	102	90	143	88	114	111	88

\*Includes Gastritis up to 1906.

N.B.—In reading this table it should be remembered that the actual number of children born has progressively increased each year.

The Deaths of Children under 1 year in the four quarters were as follows:—

First Quarter ...	48	Third Quarter ...	36
Second Quarter ...	24	Fourth Quarter ...	35

The usual large increase in the Third Quarter is again this year conspicuous by its absence.



**Infant and Child Mortality Rates per 1,000 Births, at age periods in Wallasey during 1913 - 1915, compared with Rates for Triennial Period 1907-1910 for Wallasey, as shown in Table 1, Appendix 2, of Second Report on Child Mortality by Medical Officer of Local Government Board 1912-1913 (p. 393.)**

	Infant Mortality per 1,000 births.	0 to 1 year.	1 to 5 years.	Under 1 week	Under 1 month (0-1 month)	Under 3 months. (0-3 mths)	3 to 6 months.	6 to 12 months.	Number of Births.
1907-10 ...	108 (in 1911)	92.0	55.4	18.1	32.3	48.4	17.4	26.2	7,063
1913.....	80	80.5	41.3	13.9	26.3	39.1	15.0	26.3	1,863
1914.....	90	90.6	47.2	16.2	29.8	53.2	15.2	22.2	1,842
1915.....	80	80.6	33.7	16.9	31.0	42.2	17.4	20.8	1,774

**Death Rates of Infants under One year of age in Wallasey during 1913 - 1915 per 1000 Births, compared with Rates for Triennial Period 1907-1910 for Wallasey as shown in Table 2, Appendix 2, of Second Report on Child Mortality by Medical Officer of Local Government Board, 1912-1913 (p. 395.)**

	Measles.	Whooping Cough.	Diarrhoeal Diseases.	Premature Birth.	Congenital Defects.	Injury at Birth.	Want of Breast Milk.	Atrophy, Debility, Marasmus.	Tuberculous Diseases.	Convulsions.	Bronchitis & Pneumonia.	All Other Causes.
1907-10	2.1	4.1	11.3	17.1	4.8	0.1	0.6	10.4	6.0	6.9	15.3	13.3
1913.....	—	2.1	16.1	9.6	4.3	—	—	12.3	3.7	6.4	16.6	9.1
1914.....	1.0	5.9	11.9	16.2	3.2	1.6	—	10.3	0.5	5.4	16.2	17.9
1915.....	2.2	4.5	7.3	10.7	4.5	1.1	—	9.5	3.3	3.9	17.4	15.7

#### CHILD WELFARE WORK AND MATERNITY CENTRE.

The Notification of Births Act was adopted in 1911.

The work in connection with the Maternity Centre and Babies' Welfare is still carried on at the temporary premises, Oakdale Mission Hall, Lucerne Road, twice a week, namely, Wednesday afternoons and Saturday mornings. The Medical Officer of Health attends every Wednesday

afternoon, and sees the cases referred to him. The Nurse alone attends on Saturday morning. In addition a large number of voluntary workers who are interested in the work give their services every Wednesday afternoon.

The following figures show the work that has been done during the past year:—

#### INFANTS.

Number of infants on the books at January 1st, 1915	48
„ new cases dealt with during the year ...	236
„ attendances of infants at the Centre during the year ... ..	1,991
„ visits to the homes of infants ... ..	1,306
„ infants on the books at January 1st, 1916	284

#### EXPECTANT MOTHERS.

Number of expectant mothers on the books at January 1st, 1915 ... ..	5
„ new cases dealt with during the year ... ..	18
„ attendances of expectant mothers at the Centre during the year ... ..	115
„ visits to the homes of expectant mothers ... ..	146
„ expectant mothers on the books at January 1st, 1916 ... ..	23

The work in connection with Child Welfare has been carried out under the direction of the Medical Officer of Health, by a Staff consisting of three Lady Inspectors, one of whom, however, has been engaged in nursing duties in France since August.

Mothers, many of whom are young mothers with their first babies, are very grateful for the medical advice given to them, and have not scrupled to ask for further advice on the little difficulties which they have experienced in connection with the rearing of children.

The results of the work have been most encouraging. The improvement manifested in practically all the babies attending the Centre has been most marked, whilst several whose condition at first seemed almost hopeless, have, by the constant care and attention of the mother, stimulated by the sympathetic help of the voluntary workers, and the home



visits by the salaried staff, improved in a most marvellous manner. Several of the elder children showing signs of rickets and commencing deformities owing to incipient bone mischief, have been recommended to and put under treatment by experts at the earliest possible moment, with great advantage to the children. Several children, where the home conditions were unsatisfactory, owing to the mother being dead or out working, and where the instructions could not be, or were not being carried out, have been admitted into the Children's Ward of the Victoria Central Hospital, with the idea of getting them started on the road to improvement. I should like to express my thanks to the Hospital for their co-operation.

Although this work has been very successful, the lack of suitable premises greatly retards its development, and it is much to be regretted that suitable premises for the carrying on of this work have not, up to the present, been obtained.

It may be as well to restate the character of the work performed at the Centre. In the first place, expectant mothers of the poorer class receive medical advice, and when necessary provision is made for obtaining for them proper attention during their confinement.

Young babies and children up to school age are also seen and medically examined when necessary. Advice is given on various matters connected with the feeding, clothing and upbringing of the children. To those unable naturally to feed their children dried milk is supplied at cost price, while nursing mothers are also supplied with milk and cocoa at cost price. Minor ailments are treated, and for cases in which treatment at the Centre is impossible parents are put in the way of receiving proper treatment in suitable institutions.

During the year the cases thus referred were:—

17 to the Victoria Central Hospital.

5 to the Southern Hospital, Liverpool.

10 to the Children's Infirmary, Liverpool.

4 to the St. Paul's Eye and Ear Infirmary, Liverpool.

2 to the Convalescent Homes in Southport and West Kirby.



Six mothers have also been sent to the Dental Hospital in Liverpool, and 5 to Shaw Street Hospital, Liverpool.

87 per cent. of all births registered during the year were previously notified (27 per cent. of these by doctors and 73 per cent. by midwives).

The Lady Inspectors visited 71 per cent. of the births, re-visits being paid in about 50 per cent. of the cases. The re-visits were made as often as the conditions rendered necessary; in some instances daily, in others weekly. Visits are not paid in those cases where a medical man is in attendance at the birth, except by request. In cases attended by midwives the Medical Officer of Health himself visits when, on a report from the Lady Inspectors, such visits are deemed necessary. A doctor attached to the local Dispensary, from which domiciliary visits are paid, notifies cases of diarrhœa in the summer months, and his notifications are followed up by visits from the Lady Inspector. Several cases of infantile diarrhœa were so reported and visited. No cases of infantile diarrhœa were treated in hospital last summer, since there was no urgent demand for such institutional treatment.

TABLE SHOWING COMPARISON OF WALLASEY RATES WITH THOSE FOR ENGLAND AND WALES AS A WHOLE, WITH THE 96 LARGE TOWNS (AMONG WHICH WALLASEY IS INCLUDED), WITH THE 146 SMALLER TOWNS, AND WITH ENGLAND AND WALES LESS THE 244 TOWNS.

	Annual rate per 1,000 living.			Deaths under one year per 1,000 Births.
	Births.	Deaths.		
		Crude.	Standard- ized*	
ENGLAND AND WALES ... ..	21·9	15·1	14·8	110
96 GREAT TOWNS INCLUDING LONDON	22·8	15·6	15·9	117
146 SMALLER TOWNS ... ..	21·6	14·0	14·2	114
ENGLAND AND WALES, LESS THE 244 TOWNS ... ..	20·7	14·8	13·6	98
<b>WALLASEY</b> ... ..	20·8	12·3	12·7	80

\* The standardized Death Rates (formerly called corrected death rates) are the rates which would have been recorded had the age and sex constitution of the populations of the several areas been identical with that of England and Wales as enumerated in 1901. A description of the method of standardising these death rates is to be found in the Registrar-General's Annual Report for 1911, page xxix.



## Deaths from Zymotic Diseases during the past 11 Years.

DISEASE.	1905	1906	1907	1908	1909	1910	1911	1912	1913	1914	1915
TOTALS ...	77	137	63	105	60	90	105	57	70	76	62
Smallpox ...	0	0	0	0	0	0	1	...	...	...	...
Measles ...	1	13	6	27	13	15	5	19	7	17	7
Scarlet Fever ...	6	6	6	10	20	3	2	6	6	4	3
Diphtheria & Croup	10	12	7	8	9	4	16	9	5	9	15
Whooping Cough	2	15	13	21	0	19	5	15	11	18	12
Fever (Typhoid)	8	5	3	4	2	5	1	3	3	1	3
Diarrhoea and Enteritis	50	86	28	35	16	44	75	5	38	27	22
<i>Rate per 1,000 of population</i>	<i>1.31</i>	<i>1.38</i>	<i>0.93</i>	<i>1.40</i>	<i>0.77</i>	<i>1.13</i>	<i>1.33</i>	<i>0.7</i>	<i>0.8</i>	<i>0.8</i>	<i>0.68</i>

## Infectious Diseases.

The following Table shows the number of Notifications of Infectious Diseases in the last 11 years:—

DISEASE.	1905	1906	1907	1908	1909	1910	1911	1912	1913	1914	1915
Small-pox ...	...	...	...	1	...	7	10	1	...	...	...
Diphtheria ...	64	57	92	72	57	44	62	75	44	84	89
Membranous Croup	1	1	...	...	...	...	...	...	...	...	...
Erysipelas ...	53	28	45	32	32	32	42	28	21	...	34
Scarlet Fever ...	348	266	255	248	716	329	286	307	312	249	210
Typhus ...	...	...	...	...	...	...	...	...	...	...	...
Typhoid ...	61	65	31	34	18	14	24	16	19	22	14
Puerperal Fever	6	2	4	3	2	4	3	3	1	1	3
Phthisis ...	...	...	...	...	...	...	71	176	158	171	130
Non-Pulmonary Tuberculosis	...	...	...	...	...	...	...	...	66	38	39
Cerebro-Spinal Meningitis ...	...	...	...	1	...	...	...	...	...	1	1
Acute Polio-Myelitis	...	...	...	...	...	...	...	...	...	1	...
Ophthalmia Neonatorum (from April 1st, 1914)	...	...	...	...	...	...	...	...	...	16	8
TOTALS ...	533	419	427	391	825	430	498	606	621	630	528

Tables showing the Notifications of Infectious Diseases (A) in each Ward, (B) in each month, and (C) in each quarter.

## (A) WARDS.

Ward	Small-pox.	Diphtheria and Croup.	Erysipelas	Scarlet Fever	Typhoid Fever	Puerperal Fever	Cerebro-Spinal.	Acute Polio-Myelitis.	Tuberculosis		Ophthalmia Neonatorum	Totals
									Pulmonary	Non-Pulmonary		
1	...	3	1	29	3	...	...	...	16	2	1	55
2	...	9	6	29	1	1	1	...	9	4	1	61
3	...	11	5	22	3	...	...	...	11	3	1	56
4	...	15	6	15	1	1	...	...	8	1	1	48
5	...	7	3	16	2	...	...	...	10	3	...	41
6	...	14	2	17	1	1	...	...	16	5	...	56
7	...	11	1	7	1	...	...	...	19	3	1	43
8	...	6	2	15	...	...	...	...	10	3	1	37
9	...	3	...	31	...	...	...	...	17	3	1	55
10	...	10	8	29	2	...	...	...	14	12	1	76
Totals.	...	89	34	210	14	3	1	...	130	39	8	528

## (B) MONTHS.

Jan.	...	16	1	18	7	...	1	...	10	2	1	56
Feb.	...	11	3	18	2	...	...	...	14	2	2	52
Mar.	...	8	2	12	...	...	...	...	13	5	...	40
April.	...	8	3	15	...	1	...	...	5	3	1	36
May	...	4	4	20	...	1	...	...	16	4	...	49
June	...	6	2	13	...	1	...	...	20	4	...	46
July	...	4	6	12	1	...	...	...	15	3	1	42
Aug.	...	1	2	8	3	...	...	...	9	3	1	27
Sep.	...	4	1	35	1	...	...	...	6	5	...	52
Oct.	...	9	6	23	...	...	...	...	8	2	...	48
Nov.	...	5	2	23	...	...	...	...	8	2	2	42
Dec.	...	13	2	13	...	...	...	...	6	4	...	38
Totals.	...	89	34	210	14	3	1	...	130	39	8	528

## (C) QUARTERS.

1st Q.	...	35	6	48	9	...	1	...	37	9	3	148
2nd Q.	...	18	9	48	...	3	...	...	41	11	1	131
3rd Q.	...	9	9	55	5	...	...	...	30	11	2	121
4th Q.	...	27	10	59	...	...	...	...	22	8	2	128
Totals.	...	89	34	210	14	3	1	...	130	39	8	528



### **Scarlet Fever.**

There was a remarkably low incidence of Scarlet Fever throughout the whole of the year. The notifications numbered 210, which is the lowest number since 1901—that is, for 15 years—when the population was only 54,000. The usual Autumn rise was conspicuous by its absence, which is somewhat remarkable; as at the time of writing (January) there are but two cases of Scarlet Fever in the Hospital. It should be noted that during the past few years the average length of stay in Hospital has been very considerably curtailed, and, judging from the small number of notifications this year and last, it is quite clear that the policy of shortening the stay in Hospital has, at any rate, had no adverse effect on the public health, while the saving to the ratepayers on Hospital expenses is considerable. There is no reason to doubt that the length of stay can still be further reduced. It is very difficult to remove fixed ideas founded on the teaching of our student days. In my own student days it was taught, as, indeed, it is still taught in many modern text-books, that Scarlet Fever should be isolated for at least six weeks; and it is really marvellous how difficult it is to get medical men to think otherwise. Every Medical Officer of Health who has been brought into contact with Scarlet Fever in the mass believes from his experience that this is far too long a period on the average. Some cases, that is, the mild throat cases, cease to be infectious in a few days, whilst others remain infectious for many weeks longer. Each case must be treated on its merits, and to fix a standard for every case is not only unscientific, but actually cruel to the children, especially those remaining at home, in that many are confined in one room for very considerable periods when they could with perfect safety be allowed out of doors, and mix with other children, much earlier than the old teaching would allow.

I addressed a memorandum to the practitioners in the Borough on this subject during the year. The response to my appeal has been most encouraging, and I have to thank them for their co-operation.



Of the 210 cases notified only 90 went to Hospital. This fact is also worthy of notice. It shows that it is possible to isolate Scarlet Fever at home without the public health being adversely affected, and it further confirms one's opinion that the isolation of cases in Hospital is not a very prominent factor in preventing the spread of this disease. I do not mean it to be inferred from this statement that I think Isolation Hospitals are of no value, because it is impossible to attempt to isolate many cases in homes, while it is equally impossible to attempt to treat the severe cases in many homes.

Even the small number of cases notified might have been reduced if sometimes an ordinary amount of commonsense had been used by the parents in keeping the infected child away from other children at the earliest possible moment. Instead of doing this it is more or less a practice, especially amongst the poor, to put the child in the kitchen, where it comes in contact with every other person in the house.

One block at the Hospital has been reserved for infectious cases amongst soldiers. This block has been unoccupied throughout the year except for the treatment of some half-dozen cases of Typhoid therein. It is intended to make use of it for the treatment of Measles should the occasion arise.

Of the 90 cases which went to hospital 3 died, giving a percentage of 1.4 deaths to removals. Of the home-treated cases none died.

In houses where two or more cases occurred, the following were removed to hospital at the intervals named:—

In 4 instances 2 cases were removed at same time.

3 cases at an interval of 1 day after admission of previous case.			
—	do.	2 days	do.
—	do.	3 days	do.
1	do.	4 days	do.
—	do.	5 days	do.
—	do.	6 days	do.
1	do.	7 days	do.
1	do.	7/14 days	do.
—	do.	14/21 days	do.
—	do.	21/28 days	do.
1	do.	28/35 days	do.

} Previous patients  
still in hospital when  
subsequent cases  
occurred.



With regard to the cases nursed at home:—

From 8 houses 2 cases were notified at the same time.

„ 1 house 3 „ „ „

In 2 instances a second case was notified 1/7 days after the previous case.

„ 3	„	„	„	7/14 days	„	„
„ 1	„	„	„	14/21	„	„
„ —	„	a third	„	21/28	„	„
„ —	„	a second	„	42/49	„	„
„ —	„	„	„	49/56	„	„

### Details of “Return” Cases.

#### DOUBTFUL.

Length of stay in Hospital of first case.	Interval between discharge of first case and onset of second.	Period from com- mencement of hospital isolation of first case.
Days.	Days.	Days.
(a) 53	7	60
(b) 45	16	61

- (a) No complications in hospital or since discharge.  
A doubtful “return” case.
- (b) This child had Rhinitis from the 12th to the 27th of June, but had no discharge when leaving Hospital, and none appeared at home. The second case is said to have sickened before the first case returned home. The interval mentioned above refers only to the date of notification.

The following Table gives some very interesting information with regard to Scarlet Fever cases in this district since the year 1881:—

# Statistics re Scarlet Fever since 1881.

Year.	Estimated Population at Middle of Year.	Total Notifications.	Attack Rate per 1,000 of Population.	No. of Deaths.	Death Rate per cent. of Cases.	Death Rate per 1,000 of Population.	No. of Cases Admitted to Hospital.	Percentage of Cases removed to Hospital.	No. of Deaths in Hospital.	Percentage of Deaths in Hospital to Admissions.
1881...	21,192 (Census)	...	...	...	...	...	...	...	...	...
1882...	22,743†	...	...	29	...	1.27	...	...	...	...
1883...	24,037†	...	...	21	...	0.87	...	...	...	...
1884...	25,228†	...	...	5	...	0.18	...	...	...	...
1885...	28,000	...	...	4	...	0.14	...	...	...	...
1886...	29,500	...	...	4	...	0.13	...	...	...	...
1887...	30,500	...	...	8	...	0.26	...	...	...	...
1888...	31,500	...	...	1	...	0.03	10	...	...	...
1889...	32,500	†	...	15	...	0.43	25	...	3	12.0
1890...	34,000	116	3.4	12	10.3	0.35	17	14.6	2	11.8
1891...	33,500	89	2.6	7	7.8	0.21	18	20.2	1	5.5
	{ Census }									
	{ 33,229 }									
1892...	34,500	49	1.1	3	6.1	0.09	9	18.4	1	11.1
1893...	35,500	123	3.4	2	1.6	0.06	21	17.0	1	4.8
1894...	37,000	246	6.0	5	1.0	0.13	56	22.7	...	...
1895...	39,000	130	3.3	4	3.0	0.10	47	36.1	2	4.2
1896...	41,500	157	3.7	4	2.5	0.09	60	38.2	3	5.0
1897...	44,000	256	5.8	15	5.8	0.34	123	48.0	7	5.7
1898...	46,800	220	4.7	11	5.0	0.23	97	44.1	7	7.2
1899...	49,000	167	3.4	5	3.0	0.10	89	53.3	3	3.3
1900...	52,000	119	2.3	4	3.3	0.08	60	50.4	2	3.3
1901...	54,000	147	2.7	5	3.4	0.09	68	45.5	4	5.9
	{ Census }									
	{ 53,579 }									
1902...	55,000	293	5.3	5	1.7	0.09	199	67.9	4	2.0
1903...	56,000	440	7.8	18	4.1	0.32	309	70.2	11	3.5
1904...	57,000	270	4.7	8	3.0	0.14	170	62.9	7	4.1
1905...	58,500	348	5.9	6	1.7	0.10	227	62.0	3	1.3
1906...	62,000	266	4.3	6	2.2	0.09	178	66.9	6	3.3
1907...	67,000	255	3.8	6	2.3	0.08	188	73.7	6	3.2
1908...	71,000	248	3.5	10	4.0	0.14	174	70.1	9	5.1
1909...	73,000	716	9.8	20	2.7	0.27	507	70.8	14	2.7
1910...	75,000	329	4.3	3	0.5	0.04	229	69.6	2	0.8
1911...	79,000	286	3.6	2	0.7	0.02	189	66.1	1	0.5
	{ Census }									
	{ 78,504 }									
1912...	81,000	307	3.8	6	1.9	0.07	205	66.7	3	1.4
1913...	83,000	312	3.8	6	1.9	0.07	216	69.2	5	2.3
1914...	85,000	249	2.9	4	1.6	0.04	159	63.8	2	1.2
1915...	90,000	210	2.3	3	1.4	0.03	90	42.8	3	1.4

\* First Case in Hospital, October 28th, 1887 (7 to end of year).

† 1889 Notification Act adopted December 2nd, 1889. (30 Scarlet Fever Cases notified to end of year).

‡ These figures are for the end of the year.



### Diphtheria.

In 1915 the number of cases of diphtheria notified was 89 (of which number 15 died), compared with 84 notifications in 1914 and 44 in 1913. The percentage of deaths to cases was 16.8, which is slightly above the average for the district in recent years.

No "return" cases occurred during the year.

The distribution of the cases in the Wards was as follows:—

No. 1 Ward ...	3 cases.	No. 6 Ward ...	14 cases.
„ 2 „ ...	9 „	„ 7 „ ...	11 „
„ 3 „ ...	11 „	„ 8 „ ...	6 „
„ 4 „ ...	15 „	„ 9 „ ...	3 „
„ 5 „ ...	7 „	„ 10 „ ...	10 „

The number of cases notified is 5 more than in 1914, and 24 more than the average for the previous 10 years.

54 cases were admitted to hospital, of whom 10 died. Of the 54 cases admitted as suffering from Diphtheria three were found not to be so suffering. Probably more were not so suffering, but owing to the War bacteriological examinations were not made with any regularity.

In 2 instances two cases of Diphtheria occurred in the same house, and were notified on the same day. In another instance three cases were similarly notified.

The cases, as usual, were most numerous in November, December, and January, all of which months were wet and cold. In contradistinction to Scarlet Fever the cases generally were of a severe type, especially in the above-named months.

There was no special incidence in any one school.

During the year 186,000 units of anti-toxin were given free to 11 medical men requiring it.

I have referred on many previous occasions in my Annual Reports to the necessity of administering anti-toxin at the earliest possible moment, and have shown that the death-rate increases as the length of time increases between the onset of the disease and the administration of anti-toxin.

Of the 10 deaths that occurred in hospital no fewer than four were of patients admitted practically moribund, and who only lived a few hours after admission; while all the other fatal cases had been ill for four days and upwards before admission, when anti-toxin was first administered. One of the deaths ascribed to Diphtheria, that of an adult, was really due to Septicæmia, due to septic condition of the gums and mouth generally.



The following Table gives some very useful information with respect to Diphtheria and Croup in this district since 1890:—

Year.	Estimated Population Middle of Year.	Total Number of Cases Notified.	Attack Rate per 1,000 Population.	No. of Deaths Registered Diphtheria and Croup.	Fatality per cent. of Cases.	Mortality per 1,000 Population.	Number of Cases Treated in Hospital.	Percentage of Cases Removed to Hospital.
1890	34,000	...	...	3	...	0.09	...	...
1891	33,500	38	1.1	1	28.9	0.33	2	5.2
	{ Census } { 33,229 }							
1892	34,500	34	1.0	...	17.6	0.16	3	8.8
1893	35,500	39	0.9	9	23.0	0.20	4	10.2
1894	37,000	35	0.9	9	25.6	0.24	10	28.5
1895	39,000	25	0.6	9	36.0	0.23	10	40.0
1896	41,500	35	0.8	6	17.1	0.14	8	22.8
1897	44,000	12	0.2	3	25.0	0.08	4	33.4
1898	46,800	32	0.6	5	15.1	0.10	12	37.5
1899	49,000	39	0.8	10	25.6	0.20	21	53.8
1900	52,000	28	0.5	3	10.7	0.06	8	28.5
1901	54,000	55	1.0	12	21.8	0.22	22	40.0
	{ Census } { 53,579 }							
1902	55,000	40	0.7	5	12.5	0.09	20	50.0
1903	56,000	40	0.7	3	7.5	0.05	27	67.5
1904	57,000	55	0.9	12	21.8	0.21	33	54.5
1905	58,500	65	1.1	10	15.3	0.17	45	69.2
1906	62,000	58	0.9	12	20.7	0.19	30	51.7
1907	67,000	92	1.3	7	7.6	0.10	61	66.3
1908	71,000	72	1.0	8	11.0	0.11	50	69.4
1909	73,000	57	0.7	9	15.7	0.12	31	54.4
1910	75,000	44	0.58	4	9.0	0.05	25	56.8
1911	79,000	62	0.78	16	25.8	0.2	46	74.2
	{ Census } { 78,504 }							
1912	81,000	75	0.9	9	12.0	0.11	39	52.0
1913	83,000	44	0.5	5	11.3	0.06	28	63.6
1914	85,000	84	0.99	9	10.7	0.10	56	66.6
1915	90,000	89	0.99	15	17.8	0.16	54	60.6

### Typhoid.

The number of cases of Typhoid notified was 14, compared with 23 in 1914. In 1910 there were also 14 notifications, and this number is the lowest for which there is any record; that is, for the last 25 years. Five of the cases were connected with and included in the milk outbreak of December, 1914, an account of which appeared in my last Annual Report. Three were obviously imported cases, *i.e.*, persons who were infected outside the district, but who became ill immediately on

arrival:—(1) A soldier from France, who was ill before leaving for home but did not report sick; (2) a sailor from a patrol vessel, who was landed sick; (3) a visitor, who became ill two days after arrival. One notified case turned out not to be Enteric. The remaining 4 were sporadic cases, the origin of which could not be traced, and there was no connection between any of them. One occurred in a woman engaged in the milk business, but no cases occurred among the customers.

There were 3 deaths from Typhoid during the year, equal to a rate of 0·03 per thousand of the population.

The Table below shows how remarkable has been the fall for several years past in the number of cases notified. It will be noted that there were 257 cases in 1901, in a population of 53,000, whereas there were but 14 cases in 1915 with a population of 90,000.

### Deaths from Typhoid since 1887, with Rates.

Year.	Deaths.	Wallasey Rate per 1,000.	English Rate.	Notified Cases.
1887	11	0·45	0·21	...
1888	9	0·28	0·19	...
1889	12	0·36	0·19 (Act passed in 1889)	...
1890	9	0·26	0·19	42
1891	20	0·59	0·18	47
1892	20	0·57	0·14	62
1893	23	0·64	0·24	132
1894	13	0·35	0·16	89
1895	8	0·20	0·17	67
1896	10	0·24	0·17	112
1897	9	0·20	0·16	193
1898	9	0·19	0·18	287
1899	11	0·23	0·20	32
1900	17	0·32	0·17	63
1901	31	0·57	0·16	57
1902	12	0·21	0·13	64
1903	5	0·08	0·10	47
1904	7	0·12	0·09	39
1905	8	0·13	0·09	61
1906	5	0·08	0·09	65
1907	3	0·04	0·07	31
1908	4	0·05	0·07	34
1909	2	0·02	0·06	18
1910	5	0·06	0·05	14
1911	1	0·01	0·06	24
1912	3	0·03	0·04	16
1913	3	0·03	0·04	19
1914	1	0·01	—	23
1915	3	0·03	—	14



### **Small-pox.**

There was no case of small-pox notified during the year.

During the year I was notified by the Medical Officers of the Port Sanitary Authorities concerned that 5 people had arrived in this district from infected ports or ships. These people were all kept under observation, 39 visits being paid to them, but none developed the disease.

### **Plague.**

No contacts with plague were reported during the year.

### **Measles.**

Measles was non-epidemic during the year, only 162 cases being notified from the schools, and these practically all occurred in the first three months of the year.

The number of deaths was 7, giving a death-rate per 1,000 living of 0.7, compared with 17 deaths and a rate of 0.20 in 1914.

### **Whooping-Cough.**

As in the previous year Whooping-Cough was persistently prevalent. The number of deaths was 12, giving a death-rate per 1,000 living of 0.13, compared with 18 deaths and a rate of 0.21 in 1914.

Whooping-cough is not a disease which affects school life to the same extent as measles, since it occurs in younger children, many of whom have not reached that exceedingly tender (and, in my opinion, much too early) age at which they are received into Public Elementary Schools.

The following Tables show the number of cases of Suspected Infectious Disease reported by the School Authorities:—

TABLE I.

Cases of Suspected Infectious Disease notified by Elementary Education Authority (per reports of Head Teachers or Attendance Officers) to the Medical Officer of Health, 1915.

School.	Measles.	Chicken-pox.	Whooping-Cough.	Other Diseases.	Total.	Totals under "Other Diseases."				
						Mumps.	Scarlet.	Diphtheria	Sore Throat.	Rash. Suspectious Sickness.
St. Paul's .....	...	6	7	7	20	3	...	...	1	1 2
St. Joseph's .....	2	16	2	2	22	1	...	...	...	1 ...
Riverside .....	...	16	13	14	43	6	...	...	1	3 4
Wesleyan .....	...	14	1	1	16	1	...	...	...	...
Somerville .....	4	64	41	33	142	13	...	...	13	2 5
Poulton .....	...	46	16	20	82	3	...	...	4	6 7
St. Mary's .....	5	30	5	11	51	1	...	...	3	2 5
St. Alban's .....	...	28	8	6	42	...	...	...	1	1 4
Manor Road .....	61	131	11	23	226	8	...	5	2	3 5
Magazine Lane .....	35	3	11	11	60	6	...	...	...	2 3
Egerton Street .....	23	...	1	13	37	7	...	...	2	1 3
S.S. Peter and Paul .....	...	1	2	2	5	1	...	...	1	...
Vaughan Road .....	30	7	1	75	113	9	57	...	9	...
Wallasey .....	2	17	36	14	69	9	...	...	2	...
Totals .....	162	379	155	232	928	68	57	5	39	22 41
DISTRICT TOTALS—										
Poulton-cum-Seacombe .....	6	162	80	77	325	27	...	...	19	13 18
Liscard .....	101	192	35	51	379	15	...	5	6	8 17
New Brighton .....	53	8	4	90	155	17	57	...	12	1 3
Wallasey .....	2	17	36	14	69	9	...	...	2	...
Totals .....	162	379	155	232	928	68	57	5	39	22 41



TABLE II.  
CASES VISITED.

	Total number visited.	Number found not suffering as reported.
Mumps .....	68	31
Measles .....	162	20
Chicken-Pox.....	379	21
Whooping-Cough .....	155	12
Other Diseases.....	164	30
TOTAL.....	928	114

Of the 379 Chicken-pox Cases visited, 2 were not vaccinated; 318 were well vaccinated, 4 marks; 21 had 3 marks; 17 had 2 marks; 21 had 1 mark.

TABLE III.  
SHOWS THE NUMBER OF *SUSPECTED* CASES OF INFECTIOUS  
DISEASE REPORTED MONTH BY MONTH IN 1915.

	Measles.	Chicken-pox.	Whooping-Cough.	Other Diseases	Total.	Totals under "Other Diseases."				
						Mumps.	Scarlet.	Diphtheria.	Sore Throat.	Suspicious Sickness.
January.....	29	21	4	12	66	6	...	...	4	2
February .....	60	53	14	21	148	14	...	...	6	1
March.....	59	46	26	29	160	23	...	3	2	1
April .....	2	14	4	9	29	1	...	2	4	2
May .....	5	21	10	5	41	2	...	...	2	1
June .....	1	27	58	16	102	3	...	...	3	10
July.....	...	2	7	3	12	...	...	...	...	3
August .....	1	8	3	8	20	3	...	...	...	5
September .....	...	50	7	36	93	5	15	...	11	5
October .....	2	39	6	51	98	...	42	...	1	8
November .....	3	58	10	28	99	6	...	...	3	19
December .....	...	40	6	14	60	5	...	...	3	6
	162	379	155	232	928	68	57	5	39	63

COMPARATIVE TABLE SHOWING THE DAILY MEAN TEMPERATURE  
IN THE MONTHS OF AUGUST AND SEPTEMBER, 1915 AND 1914,  
AND THE NUMBER OF FATAL DIARRHŒA AND ENTERITIS  
CASES EACH WEEK IN THOSE MONTHS.

MONTH.	Mean Temperature.		Fatal Diarrhœa and Enteritis each Week.		MONTH.	Mean Temperature.		Fatal Diarrhœa and Enteritis each Week.	
	1915.	1914.	1915.	1914.		1915.	1914.	1915.	1914.
Aug. 2	58.9	61.9			Sept. 7	60.9	63.5		
" 3	60.4	60.0			" 8	62.5	65.5		
" 4	59.3	59.5			" 9	61.5	63.2		
" 5	59.6	57.4			" 10	61.5	65.6	1	1
" 6	60.5	58.7			" 11	60.5	57.8		
" 7	59.4	59.4			" 12	61.5	54.0		
" 8	59.3	60.3			" 13	59.8	58.1		
" 9	61.8	60.9			" 14	57.0	59.5		
" 10	64.7	60.9			" 15	60.3	56.2		1
" 11	63.5	61.5		1	" 16	52.8	54.1		
" 12	62.6	64.8			" 17	63.4	56.2		
" 13	62.2	68.3			" 18	65.4	53.5		
" 14	59.2	69.5			" 19	60.2	52.6		
" 15	59.5	65.1			" 20	57.7	50.6		
" 16	60.4	60.7			" 21	58.6	49.8		
" 17	60.9	62.0			" 22	59.0	53.2		
" 18	58.7	62.0		1	" 23	61.5	55.3		2
" 19	58.7	62.3			" 24	60.0	55.1	2	
" 20	59.1	63.0			" 25	58.4	56.8		
" 21	59.1	60.5			" 26	55.8	56.4		
" 22	60.5	62.8			" 27	52.5	56.7		
" 23	61.0	66.0			" 28	48.8	57.4		2
" 24	61.5	63.4			" 29	46.0	49.2	1	
" 25	61.2	62.5		1	" 30	48.3	49.8		
" 26	60.4	61.6							
" 27	58.9	60.9	1						
" 28	59.8	60.0							
" 29	52.2	63.2							
" 30	54.1	60.8							
" 31	58.4	62.5							
Sept. 1	55.5	64.1		2					
" 2	52.0	66.5							
" 3	52.3	64.0							
" 4	53.6	64.4							
" 5	54.6	62.3							
" 6	59.0	62.3							



### **School Inspection.**

The actual work of medical inspection of school children is not carried out under the direction of the Medical Officer of Health.

Most of the Public Elementary Schools in the district are modern, and although no special inspection has been made of the schools it may be said that the sanitary conditions prevailing generally are perfectly satisfactory. The water supply in all is from the Council's main.

Cases of infectious disease occurring amongst the scholars are notified to me by the Director of Education. All these cases are visited, and a report on each case is sent to that official. Whenever there is a suspicion that diseases are being spread by means of the school the Medical Officer of Health visits the particular school in question, and examines and excludes those children he thinks necessary. Any suggestions he has made in this respect have always been carried out.

### **Phthisis.**

The deaths from Phthisis during the year numbered 76, equal to a death-rate of 0·84 per 1,000 of the gross population, compared with 64 deaths, and a rate of 0·75 in 1914. 13 of the deaths occurred in the Union Infirmary. Several of these were of people who had been in the Institution for a large number of years. Six occurred amongst the patients in Chester Asylum who had been admitted there from Wallasey, and two were deaths transferred from other towns. These facts should be remembered in drawing any conclusions from the Phthisis death-rate, as also should the fact mentioned in several previous Reports, that a considerable number of people suffering from Phthisis are attracted to Wallasey (it being a semi-seaside resort) from Liverpool and other parts of Lancashire, as well as from the adjoining portions of the County of Cheshire in the hope of improving their condition.

To illustrate this, it may be mentioned that of the above deaths 6 occurred amongst people who had been resident in Wallasey 12 months or less, and 5 additional deaths amongst those who had been resident in the district less than two years. Moreover, of the 130 notifications received during the year no

fewer than 32 (or more than 24 per cent.) referred to persons who had come to reside in the Borough within the previous 12 months.

The number of notifications, it should be noted, was 41 fewer than in the previous year, a very considerable decrease, nearly 25 per cent. Of the 130 primary notifications received, 93 were from private medical practitioners, 8 from the Schools' Medical Officer, 6 from the Union Infirmary, and 23 from Hospitals and Institutions. In addition to these there were, of course, several who had been previously notified from other sources.

This number, however, does not indicate the total incidence of Phthisis in the district, because, in eleven instances, the appearance in the weekly death returns of a death from Phthisis was the first intimation received by me that the person named had suffered from Phthisis. Moreover, included in the 130 notifications are 23 from hospitals and other institutions outside the Borough. Of course, in some of these instances the patient has, no doubt, gone in the first place to the out-patient department of a hospital for advice without first consulting any local doctor; but, on the other hand, there are several notifications of people having been admitted to sanatoria, and in order to gain admittance to these institutions the diagnosis must in the first instance have been made by a local practitioner, who ought to have notified me, but apparently has failed to do so. In one instance, indeed, the first intimation I had that a person was suffering from Phthisis was the fact that he had been *discharged* from the sanatorium.

It would be unfair in these times, when the medical service is very much overworked, to criticise too harshly the delinquencies of practitioners in regard to notification of cases of Phthisis, but last year was not the only year in which those delinquencies existed, and one cannot escape from the conclusion that there are medical men who do not, by the notification of their cases, assist the Local Authority in their preventive work, and who, very obviously sometimes, place the wishes of their patients before their duties to the community.





On receipt of notification every case was visited, particulars obtained, and advice given where necessary. 1,652 visits and re-visits were paid. Where the conditions were satisfactory, occasional visits only were paid, but where they were not satisfactory the people were constantly re-visited. A point is made of seeing every person in the house from which a Phthisis case is notified, and any weakly or suspicious persons are referred to the Tuberculosis Officer for examination. In the better-class house they are advised to see their medical attendant.

In this connection 297 out of 435 known contacts have been seen by the Lady Health Visitors during the year, and 74 contacts have been sent to the Tuberculosis Officer for examination.

Examinations of sputum, formerly made free, are temporarily suspended.

A supply of sputum flasks has been obtained for the use of tubercular patients, and these are given to persons requiring them.

The old bedsteads and blankets which were provided last year have been in constant use throughout the year, and they have been found very useful. They have been lent out in those instances where the patient has been unable through lack of bed and bedding to carry out the instructions of the Tuberculosis Officer in the matter of sleeping alone.

The houses where advanced cases of phthisis occur are regularly disinfected, and the bedding disinfected by steam. Disinfection of house and bedding is also carried out after the death of a patient.

Although people are encouraged to notify the Local Authority in the event of their removal, practically none do so, and their departure from the infected house to infect another is only discovered when the routine visit is made.



In many instances the infected house is then found occupied by another family, and under these conditions it is very difficult to get the premises disinfected.

#### RESULT OF ENQUIRIES—FAMILY HISTORY.

In 89 instances no previous history of Phthisis among actual members of the family could be ascertained.

„ 24 „ 1 member of the family (or immediate relatives) had died of Phthisis.

„ 5 „ 2 „ „ „ „

„ 3 „ 3 „ „ „ „

„ 1 „ 5 „ „ „ „

In the remaining instances information was not available.

These figures show that a history of a previous death in a family from Phthisis occurred in 25 per cent. of the cases; but it is not suggested that in every instance the previous case was the cause of the second, since often the infected person had not been in contact with the first case for several years.

Enquiries also showed that in 17 instances other members of the family or immediate relatives were suffering, or supposed to be suffering, from Phthisis.

#### COMMENCEMENT OF ILLNESS.

Enquiries have also been made with a view to ascertaining the probable date of onset of the disease.

In 87 instances the illness *was said* to have commenced less than a year prior to notification or death.

„ 16 „ between 1 and 2 years „ „ „

„ 13 „ „ 2 and 3 years „ „ „

„ 12 „ „ 3 and 4 years „ „ „

„ 1 „ „ 4 and 5 years „ „ „

„ 2 „ „ 5 and 6 years „ „ „

„ 1 „ „ 7 and 8 years „ „ „

In the remaining instances the date of commencement of illness could not be ascertained or definitely stated.

#### ALCOHOL.

The enquiries with respect to the use or abuse of alcohol in each case gave the following results:—

Intemperate, or heavy drinkers ... ..	9
Moderate drinkers ... ..	66
Abstainers ... ..	*26

\* Excluding children.

Information not ascertainable in the remaining instances.

#### HABITS.

Enquiries were made in each case as to the “tubercular” habits of the patient, viz., whether the sputum was burnt, and whether due precautions were being taken to prevent the infection of others. In 1 instance the patient’s habits were said to be only “fairly cleanly,” whilst in the remaining cases, so far as could be ascertained, the patients took every precaution against spreading the infection.

Advantage is taken of the visits to the houses where consumptives live to thoroughly inspect the premises, and to have all the sanitary defects remedied, and necessary repairs carried out. Enquiries are also made as to the fitness for habitation of the house or rooms, especially in regard to damp, dark, or filthy conditions.



The following list shows the occupations, so far as could be ascertained, of the Phthisis cases that occurred during 1915:—

Actors ... ..	1	Labourers (Dock) ...	1
Barristers ... ..	1	„ (General) ...	1
Butchers, etc. ... ..	1	Linotype Operators ...	1
Cab Drivers and		Master Mariners ... ..	1
Chauffeurs ... ..	2	Overseers ... ..	1
Cardboard Boxmakers..	1	Painters ... ..	2
Charwomen ... ..	1	Policemen ... ..	1
Children (under School		Postmen ... ..	1
age) ... ..	1	Printers ... ..	1
Civil Engineers ... ..	1	Publicans, etc. ... ..	2
Clerks, etc. ... ..	15	Sailors ... ..	1
Commercial Travellers.	3	Scholars ... ..	17
Confectioners ... ..	1	Shipbrokers ... ..	1
Customs Officers ... ..	1	Shopkeepers and	
Domestic Servants ...	7	Assistants ... ..	10
Dressmakers ... ..	1	Ship Stewards ... ..	1
Engineers, Fitters, etc.	3	Soldier ... ..	1
Ex-Soldiers ... ..	1	Stevedores, etc. ... ..	1
Farriers ... ..	1	Tailors and Clothiers...	2
Ferry Hands ... ..	1	Teachers ... ..	1
Independent means, or		Warehousemen ... ..	2
no occupation ... ..	6	Wives ... ..	26
Insurance Agents ...	1		

Information not obtainable in remaining instances.

TABLE SHOWING THE DISTRIBUTION OF (A) NOTIFICATIONS OF AND DEATHS FROM PHTHISIS, AND (B) NOTIFICATIONS OF AND DEATHS FROM OTHER TUBERCULOUS DISEASES, IN THE WARDS DURING 1915.

Ward No.	Phthisis Notifications.	Phthisis Deaths.	Notifications of other Tuberculous Diseases.	Deaths from other Tuberculous Diseases.
1	16	7	2	—
2	9	3	4	4
3	11	10	3	4
4	8	9	1	1
5	10	8	3	1
6	16	5	5	3
7	19	9	3	2
8	10	7	3	5
9	17	13	3	2
10	14	5	12	8
Totals ... ..	130	76	39	30

#### NON-PULMONARY TUBERCULOSIS.

39 notifications of non-pulmonary Tuberculosis have been received during the year, as compared with 38 in 1914.

An agreement has been entered into with the Committee of the Leasowe Sanatorium for Crippled Children whereby this Corporation has had allocated to it two beds for the treatment of surgical Tuberculosis in children, and a further two beds have been secured for the same purpose at the Wallasey Cottage Hospital. It is intended to secure further beds at Leasowe when the new buildings are completed.

A further agreement has been entered into during the year for two beds at the Royal Liverpool Country Hospital for Children, Heswall. Both of these beds, in addition to the two at Leasowe, have been continually occupied by children from Wallasey.



SUMMARY OF NOTIFICATIONS OF NON-PULMONARY TUBERCULOSIS  
DURING THE YEAR 1915.

Non-Pulmonary	Notifications on Form A.												
	*Number of Primary Notifications.												
Age Periods	Under 1 year.	1 to 5.	5 to 10.	10 to 15.	15 to 20.	20 to 25.	25 to 35.	35 to 45.	45 to 55.	55 to 65.	Over 65.	Total Primary Notifications.	Total Notifications on Form A. (including duplicates)
Males .....	1	3	3	4	..	..	..	..	..	..	..	11	11
Females .....	...	3	2	2	2	2	3	1	..	..	..	15	16
Totals.....	1	6	5	6	2	2	3	1	..	..	..	*26	27

Notifications on Form B†						Number of Notifications on Form C. (including duplicates)	
*Number of Primary Notifications.						Poor Law Institutions.	Sanatoria.
Age Periods...	Under 5 years.	5 to 10	10 to 15.	Total Primary Notifications.	Total Notifications on Form B. (including duplicates)		
Males .....	1	3	1	5	6	1	...
Females .....	...	3	2	5	5	...	...
Totals.....	1	6	3	10	11	1	...

\* N.B.—In addition to the above 36 Primary Notifications on Forms **A** and **B**, three notifications of males (ages 14, 29, and 42) on Form **D** related to cases who had not previously been notified on any form. On Table II. of the L.G.B. Returns these are included with the 39 notifications therein referred to. (See page 100.)

The following Table classifies the notifications and shows the parts of the body affected with non-pulmonary tuberculosis:—

PARTS AFFECTED.					NO. OF NOTIFICATIONS.
Abdomen and Peritoneum	...	...	...	...	1
Glandular—Cervical	...	...	...	...	14
Other parts	...	...	...	...	—
Joints—Ankle, etc.	...	...	...	...	1
Clavicle	...	...	...	...	1
Hip	...	...	...	...	—
Knee	...	...	...	...	3
Kidney	...	...	...	...	1
Meninges of Brain	...	...	...	...	7
Peritoneum	...	...	...	...	7
Skin (Lupus)	...	...	...	...	—
Spine	...	...	...	...	2
Throat	...	...	...	...	1
Toes	...	...	...	...	1
					—
					39
					—



TREATMENT OF PHTHISIS IN MILL LANE SANATORIUM  
DURING 1915.

Number of cases remaining on January 1st, 1915 ... ..	17
Number of cases admitted during 1915: Males ...	37
Females ...	33
—	70
	—
	87
	==
Insured Persons ... ..	39
Dependants ... ..	14
Corporation Employés ... ..	5
Non-insured Persons ... ..	12
Private Patients ... ..	—
—	
Total ...	70
	==

Number of cases discharged during 1915 ... ..	71
Number of cases remaining on January 1st, 1916 ... ..	16

The following Table shows the result of the treatment of the cases:—

Much improved ... ..	39
Improved ... ..	18
Without improvement ... ..	2
Worse ... ..	5
Remaining ... ..	16
Re-admitted ... ..	7

## TUBERCULOSIS DISPENSARY REPORT FOR 1915.

Clinics are held on Monday, Tuesday, Thursday, Friday and Saturday mornings, and on the evening of Wednesday in each week.

## Number of Patients attending Clinics:—

Insured Persons	...	...	...	...	...	114
Dependants	...	...	...	...	...	286
Non-insured Persons	...	...	...	...	...	16
Corporation Employés	...	...	...	...	...	3
Others	...	...	...	...	...	9
						—
						428
						==

## Number of attendances of Patients at Clinics:—

Insured Persons	...	...	...	...	...	570
Dependants	...	...	...	...	...	972
Non-insured Persons	...	...	...	...	...	70
Corporation Employés	...	...	...	...	...	5
Others	...	...	...	...	...	27
						—
						1,644
						==

Number of Patients receiving tuberculin treatment  
at Dispensary ... .. 0

Number of Patients on Dispensary books, December  
31st, 1915 ... .. 588

Number of domiciliary visits to Patients ... .. 0

Owing to the absence on Military Service of Dr. Frew, the clinical work with regard to Phthisis has been performed by Dr. Bark. It is a matter for congratulation, having regard to the pressure upon medical men, that this important work in connection with Tuberculosis has been enabled to be continued; and it speaks volumes for the public-spiritedness of Dr. Bark that he has continued to do the work throughout the year in spite of the pressing calls upon him privately.



**Deaths from Phthisis In Wallasey since 1901** (including those occurring elsewhere and transferred to Wallasey).

YEAR.	M	F	Under 1	1 to 5	5 to 15	15 to 25	25 to 65	65 & over.
			M F	M F	M F	M F	M F	M F
1901...	33	26	...	...	2	7	48	2
1902...	36	33	...	1	1	12	55	...
1903...	29	29	...	...	2	7	46	3
1904...	30	28	...	1	5	10	38	4
1905...	24	19	...	3	2	8	29	1
1906...	45	24	2	7	2	11	45	2
1907...	34	25	1	1	2	10	45	...
1908...	36	22	...	...	2	4	49	3
1909...	34	29	...	...	0	1	5	2
1910...	21	26	1	...	...	1	8	6
1911...	47	34	...	...	1	1	10	7
1912...	40	27	...	...	...	...	3	6
1913...	36	29	...	1	...	1	7	2
1914...	29	35	...	...	1	2	...	6
1915...	48	28	...	1	...	1	6	8

**Deaths from "Other Tuberculous Diseases" in Wallasey since 1901** (including those occurring elsewhere and transferred to Wallasey).

YEAR.	M	F	Under 1	1 to 5	5 to 15	15 to 25	25 to 65	65 & over.
1901...	7	2	2	2	1	1	3	...
1902...	8	4	...	3	1	2	5	1
1903...	10	7	6	3	2	2	4	...
1904...	9	8	5	3	4	1	4	...
1905...	7	6	3	4	2	1	3	...
1906...	12	8	3	8	4	2	3	...
1907...	27	8	11	6	6	3	8	1
1908...	35	...	10	8	4	4	8	1
1909...	34	...	13	13	...	6	2	...
1910...	35	...	7	17	2	5	4	...
1911...	13	19	6	13	4	1	6	2
1912...	14	11	8	12	2	...	3	...
1913...	17	10	7	13	2	1	2	2
1914...	11	12	1	8	7	6	1	...
1915...	13	17	6	12	6	2	4	...

### **Ophthalmia Neonatorum.**

Eight notifications of Ophthalmia Neonatorum have been received during the year, namely, 4 from medical practitioners and 4 from midwives, compared with 16 notified from April 1st, 1914 (when notification became compulsory) to the end of that year. One case was notified by both doctor and midwife.

It was necessary to remove 4 cases to St. Paul's Eye Hospital, Liverpool.

All the cases recovered.

### **VENEREAL DISEASES.**

No authoritative information can be given as to the extent of the prevalence of Syphilis and Gonorrhœa, and no facilities are at present provided locally for the modern methods of diagnosis and treatment.

It is impossible to represent in figures or rates of mortality the terrible toll of domestic unhappiness, human misery, ill health and death, for which these diseases are accountable. Accurate statistics with regard to them do not exist—and they do not exist largely because they are considered diseases about which it is improper to speak or to discuss in public. It has been estimated that there are no fewer than 800,000 new cases every year, 114,000 of them being Syphilis. The deaths actually ascribed to these diseases in Wallasey in 1915 numbered none. That does not necessarily mean that there have been no deaths from them. It may mean that the private practitioner, to save the feelings of a patient's friends, has ascribed deaths to certain secondary effects. Every doctor knows, and it is time the public should know, the terrible havoc caused by these diseases. One or other of them is the cause of a great majority of the cases of insanity and other mental diseases, a great many of the diseases of women, almost



all the cases of blindness in young children, many of the premature births and abortions; and the deaths of many children ascribed to Atrophy, Marasmus, Mal-nutrition, etc., are without doubt due in many cases to venereal diseases in the parents. In fact there is hardly a structure in the whole of the human body which may not be injuriously affected by these diseases, and they are responsible, directly or indirectly—mostly indirectly—for a far greater number of deaths every year than either Cancer or Tuberculosis, of which diseases we hear and read so much. Venereal diseases are communicable and are preventible. As part of the campaign to educate the public in respect of these matters I think it my duty as Medical Officer of Health to point out the above facts.

What is to be done to remedy the results? First and foremost, education of the public as to the dangers run by indiscriminate sexual intercourse. Secondly, the provision of proper facilities for diagnosis and treatment; and, thirdly, the prohibition of treatment of these cases by all but qualified practitioners. The attitude of General Hospitals towards these diseases is difficult to understand. Included in their number is that of our own local Victoria Central Hospital. Number 42 of the Rules of that Institution provide that "No woman . . . shall be admitted (except in cases of severe accident), nor any person of notoriously bad character or suffering from venereal disease . . . (except in cases of severe accident)." I believe, as a matter of fact, that patients suffering from venereal disease are not even treated as out-patients. I am not singling out the Victoria Central Hospital for criticism, because there are hundreds of Hospitals all over the country which have the same rule. Why Hospitals will refuse to admit and treat patients in the early stages when these diseases are still curable, but will, nevertheless, welcome them when they return years later as cases of nervous disease, aneurism, and a thousand and one other ailments—many of them incurable—is difficult to understand. No doubt these restrictions on the treatment of venereal diseases have arisen from the conception of venereal diseases as the just rétribution of sin. This view was commented upon in an official report of the Local

Government Board by the late Dr. Johnstone in the following words: "Without attempting to go into the subject at length, it may be said that even if venereal diseases were spread by sexual intercourse alone—which is not the case—the retribution which fell upon innocent women and children, and with equal force upon the raw youth or girl as upon the vicious or abandoned, is not remarkable for its justice." There can be no doubt that this restriction on the proper treatment of these diseases operates in the direction of concealment of the diseases and prevents sufferers from seeking the aid and advice which are so essential for the prevention of their spread. A great many people shrink from going to special Hospitals; consequently they drift into the hands of the quacks and thus get no efficient treatment, with the results which I have enumerated above.

I sincerely trust that these few facts will reach the eye of the Authorities of our local Hospital and will be the means of removing the restrictions from their Constitution. This matter is of greater urgency now than in normal times, because it is quite possible, indeed probable, that following upon the War there will be a great increase in the prevalence of these diseases, and it is necessary that all existing means of efficient treatment should be made available.

### **Mill Lane Hospital.**

The accommodation provided at Mill Lane Hospital has been equal to all demands made upon it during the year; in fact, the wards set apart for Diphtheria and Typhoid, especially the latter, have on occasions been empty for several weeks at a time.



The following is the accommodation available:—

SCARLET FEVER	...	60	beds	in two separate blocks, one of which for a considerable portion of the year was unoccupied.
DIPHTHERIA	...	7	„	
TYPHOID	...	7	„	
*PHTHISIS	...	18	„	
Total				92

\* A new Phthisis Pavilion, with accommodation for 22 beds, has since been opened (January 22nd, 1916).

The following Table shows the number of cases of infectious disease treated in MILL LANE HOSPITAL in 1915:—

Disease.	Remain- ing at end of 1914.	Admitted during 1915.	Discharged during 1915.	Died during 1915.	Remain- ing at end of 1915.	Average Residence in Days.
SMALL-POX (Leasowe Rd. Hosp.)	...	...	...	...	...	...
SCARLET FEVER ...	10	90	90	3	7	40·3
Cases admitted to Hospital as, but subsequently found not to be, Scarlet Fever or doubtful ...	...	...	...	...	...	...
DIPHTHERIA ...	5	51	40	8	8	26·4
Cases admitted to Hospital as, but subsequently found not to be, Diphtheria or doubtful ...	1	3	2	2	...	17·2
ENTERIC FEVER ...	4	9	12	1*	4	50·4
Cases admitted to Hospital as, but subsequently found not to be, Enteric Fever or doubtful ...	...	...	...	...	..	...
ERYSIPELAS ...	...	1	1	...	...	14·0
PHTHISIS ...	17	70	71	...	16	82·6
ACUTE POLIO-MYELITIS ...	...	...	...	...	...	...
CEREBRO-SPINAL MENINGITIS ...	...	...	...	...	...	...
OTHER ADMISSIONS ...	...	3	3	...	...	13·3
TOTALS ...	37	227	219	14	31	...

\* A fatal case of Typhoid also occurred in the Victoria Central Hospital.

For the purpose of comparison the following Table shows the number of admissions of patients notified as suffering from the various diseases during the last 11 years:—

Disease.	Cases admitted during the year										
	1905	1906	1907	1908	1909	1910	1911	1912	1913	1914	1915
Small-Pox .....	...	...	...	1	...	7	10	1	...	...	...
Scarlet Fever.....	227	178	188	174	507	229	189	205	216	159	90
Diphtheria .....	45	30	61	49	31	25	46	39	28	56	54
Membranous Croup .....	...	1	1	...	...	...	...	...	...	...	...
Enteric Fever .....	48	48	24	25	13	12	13	7	14	8	9
Erysipelas .....	5	3	3	...	...	...	...	...	...	...	1
Phthisis .....	...	...	...	...	...	...	15	32	35	82	70
Acute Polio-Myelitis .....	...	...	...	...	...	...	...	...	...	1	...
Cerebro-Spinal .....	...	...	...	...	...	...	...	...	...	1	...
Other Diseases .....	3	3	2	4	7	5	6	4	15	1	3
Totals...	328	263	279	253	558	278	279	288	308	308	227

### Small-Pox Hospital.

The accommodation provided at the Small-Pox Hospital is 20 beds.

### Midwives Act.

Under the Midwives Act a Local Supervising Authority is either a County Council or the Council of a County Borough. Wallasey being a County Borough, the Health Committee of the Council is the Local Supervising Authority within the meaning of the Act, and the task of administration is performed by the Medical Officer of Health.

During the year all the Midwives have been regularly visited.



## SUMMARY OF THE WORK DONE UNDER THE MIDWIVES ACT.

Routine Visits paid to Midwives' houses, Inspection of Bags, Case books, etc. ... ..	156
Enquiries <i>re</i> Still-born Children ... ..	22
Other Enquiries ... ..	38
<hr/>	
Total Visits paid under the Midwives Act ... ..	216
<hr/>	

Under the Rules of the Central Midwives' Board (E. 18) the following notifications have been received:—

Records of sending for Medical Help ( <i>see Table below</i> )	82
Notifications of Still-births ... ..	22
„ „ Laying out dead ... ..	2
Deaths of Children before Attendance of a Medical Practitioner ... ..	—
Cases of Puerperal Fever attended by Midwives ...	—
Cases of other Infectious Disease notified by Midwife	3
Cases of Ophthalmia notified by Midwives ... ..	4

The following is a list of the causes for which Medical help was sought in the 82 cases mentioned above:—

Feebleness of Infant ... ..	5
Protracted Labour ... ..	12
Retained Placenta ... ..	7
Instrumental Aid ... ..	12
Prematurity ... ..	4
Post-partum Hæmorrhage ... ..	1
Ante-partum Hæmorrhage ... ..	1
Laceration of Perineum ... ..	16
Placenta prævia ... ..	1
Inflamed Eyelids ... ..	5
Abnormal Presentation ... ..	11
Various ... ..	5
Rise of Temperature ... ..	2
<hr/>	
82	
<hr/>	

Under Section 8, I have to keep the Central Midwives' Board acquainted with the death, change of name or address of any Midwife.

The undermentioned changes have been notified:—

Change of name	...	...	...	...	...	—
Change of address	...	...	...	...	...	1
Death of Midwife	...	...	...	...	...	—
Notice of intention to cease practice	...	...	...	...	...	—
Removed from District	...	...	...	...	...	1

There are 50 Midwives on the Roll, none of whom are illiterate. Their registers are on the whole kept well.

The total number of cases attended by Midwives was 944.

It was found necessary, in one instance, during the year, to report a Midwife to the Local Supervising Authority for a serious breach of the rules. The matter was referred to the Central Midwives' Board. The result of this case was most unsatisfactory from the point of view of the Local Supervising Authority. At the moment Local Supervising Authorities have no disciplinary powers whatever; they are all centred in the Central Midwives' Board. The Board is in itself both prosecutor and judge. The Local Supervising Authority has no *right* to be represented at the hearing of cases preferred by them, and, therefore, has no right to cross-examine the witnesses who bring rebutting evidence to the evidence tendered by the Supervising Authority.

The evidence tendered by Local Supervising Authorities in respect of charges against a Midwife is on oath, whereas the Board have no power to administer an oath; with the result that the statements for the defence are not on oath, and since in the majority of cases there is no one present on behalf of the Local Supervising Authority, there is no possible means of finding out whether the statements made for the defence bear any approximation to the truth or not. There can be no doubt that the procedure is in need of reform. The sooner



the reform is made the more satisfied will Local Supervising Authorities be, and the more efficient will be the administration of the Midwives Act. For the accomplishment of some of these reforms an amending Act will be necessary, but much can be done by amendment of the Rules of the Board.

In 7 instances I interviewed and warned Midwives for slight irregularities which did not appear to me to be gross enough to warrant reporting them to the Local Supervising Authority; but it is open to question whether even this slight disciplinary work was not *ultra vires*.

The offences were:—

Non-notification of Ophthalmia ... ..	—
„ „ Rise of Temperature .....	—
Failure to keep Register entered up ...	4
„ „ see Book and Utensils ...	2
„ „ call in Medical Aid ... ..	1

No death of a Midwife on the Roll has occurred during the year.

### **Vaccination Returns for Wallasey for the last four years, from the 1st July to the 30th June in each year.**

(Supplied by the Vaccination Officer.)

	1911-12	1912-13	1913-14	1914-15
Successfully Vaccinated ... ..	1,344	1,426	1,349	1,305
Died before Vaccination ... ..	124	108	130	112
Insusceptible ... ..	11	2	10	15
Conscientious Objections ... ..	143	156	152	211
Postponed by Medical Certificate ... ..	39	50	37	43
Removed, Traced, and Vaccination Officers notified ... ..	8	10	20	10
Not found, or removed to places unknown	39	47	32	33
Not Vaccinated, or otherwise accounted for	23	61	56	92
Total Number of Births Registered ...	1,731	1,860	1,786	1,821

# Meteorological Data for 1915, from observations made at the Corporation's Meteorological Station, Marine Park, New Brighton.

	Highest Temperature.		Lowest Temperature.		Average Daily Temperature.	Greatest Sunshine.		Least Sunshine.		Average Daily Sunshine.	Total Depth of Rainfall* for month.	Greatest Fall in 24 hours.		No. of Days without Rainfall.	Average Daily Rainfall.	No. of days with .01 ins. or more recorded.	Dates of Snowfall.	No. of Days Frost.†
	Date	°	Date	°		Date	Hours	Date	15 d'ys			Hours	No Sunshine					
JANUARY ...	13th	52.7	26th	30.9	40.9	17th	5¾	15 d'ys	1.1	4.239	.9	6th	.9	11	.136	16	...	1
FEBRUARY ..	3rd	53.4	24th	31.2	40.7	24th	9	6 "	2.54	2.14	.35	2nd	.35	11	.07	17	22 & 23	3
MARCH .....	24th	58.3	29th	26.8	41.9	21st	10¾	4 "	3.9	1.29	.26	19th	.26	19	.04	12	17th	3
APRIL.....	29th	67.5	23rd	35.8	46.9	17 & 28	12½	3 "	6.375	1.155	.23	3rd	.23	17	.038	9	...	...
MAY .....	23rd	73.8	14th	35.4	51.8	23 & 24	14½	3 "	8.3	1.22	.35	1st	.35	20	.03	11	...	...
JUNE .....	13th	72.2	1st	46.7	58.8	14th	14½	1 "	8.0	.81	.33	25th	.33	22	.03	8	...	...
JULY .....	6th	71.0	14th	52.0	58.6	5th	14	3 "	6.1	3.102	.53	26th	.53	12	.1	17	...	...
AUGUST .....	1st	69.8	29th	47.6	59.9	23rd	12¾	5 "	5.5	4.52	.78	16th	.78	15	.14	16	...	...
SEPTEMBER..	8 & 18	72.8	29th	40.5	57.6	10th	11½	1 "	6.4	.86	.4	25th	.4	23	.028	7	...	...
OCTOBER ...	13th	64.1	26 & 30	38.0	49.0	1 & 30	7	11 "	1.8	1.974	.6	23rd	.6	18	.063	11	...	...
NOVEMBER..	8th	49.9	27 & 29	26.0	39.0	3rd	7¼	9 "	2.2	2.07	.76	12th	.76	18	.069	12	..	8
DECEMBER...	31st	53.1	19th	30.4	41.4	8th	3	19 "	.52	5.42	.85	4th	.85	8	.17	23	9 & 11	2

\* Total Rainfall for year: 28.8 ins.

† It must be remembered that the recorded temperatures were not taken on the ground level.



## Meteorological Data for 1915.

(Supplied by Mr. Plummer.)

From observations made at the BIDSTON OBSERVATORY :—

1915.	Mean Barometer.	TEMPERATURE.		RAINFALL.	
		Mean.	Difference from Average	Amount.	Difference from Average
Month.	in.	°	°	in.	in.
January ...	29·588	40·5	+1·3	3·100	+0·977
February ...	29·534	39·9	—1·4	2·482	+0·820
March ...	29·997	41·7	—0·5	1·008	—0·820
April ...	30·067	46·8	—0·5	1·342	—0·300
May ...	30·073	51·6	—0·2	1·311	—0·596
June ...	30·046	58·7	+1·3	0·796	—1·328
July ...	29·862	58·3	—2·6	2·733	+0·047
August ...	30·006	59·2	—1·3	4·776	+1·799
September ...	30·006	56·9	+0·7	0·444	—2·340
October ...	30·037	48·6	—0·9	2·244	—1·195
November ...	29·966	38·6	—4·6	2·098	—0·486
December ...	29·552	41·9	+2·0	4·493	+1·837
Yearly ...	29·895	Av. 48·6	—0·6	26·827	—1·586

## Ashpit Abolition.

The efforts made in the past five years to deal with nuisances arising from defective and offensive ashpits have been continued during the year. A large number of notices have been issued requiring the abolition of insanitary pits and the substitution therefor of galvanised iron ashbins in accordance with Section 77 of the Wallasey Tramways and Improvement Act, 1906.

65 pits were abolished in 1915, as compared with 223 in 1914.

## REMOVAL OF HOUSEHOLD REFUSE.

It is frequently stated that ashbins must be emptied often—at least once a week; and the reason given for such frequent emptyings is the preservation of health. The tendency nowadays is to place into bins all kinds of material for which they were never intended, with the result that one bin is not sufficient at a large number of houses; some, indeed, have three or four bins. In these times when rigid economy, both private and public, should be practised, and when labour is scarce, it is meet that this question should be looked into more closely. What is the alleged danger to health from bins? I presume it arises from the fact that (1) offensive smells may arise from them; (2) they afford a breeding place for flies. It is well known that flies will breed and lay their eggs in dustbins, maturing under most favourable conditions in about seven days. It should be remembered that the weekly emptying of bins does not *entirely* prevent the breeding of flies, since, when the bins are emptied into the cart, some of the eggs or larvæ may adhere to the sides of the bin, and these are hatched in the following week, even if the majority, owing to the weekly emptying, are prevented from developing. Flies, however, will only frequent ashbins if there is any material in them on which they can feed. If nothing but burnt refuse be placed therein there would be no flies. Is it possible to restrict the contents of bins to burnt refuse? To answer this we must enquire what are the contents of ashbins? These usually consist of

- 1.—Animal and vegetable refuse, such as ordinary bones, fish heads, potato peelings, cabbage leaves, fish bones, eggs, egg shells, tea leaves, remains of food, etc.
- 2.—Rags, waste trimmings of material, etc.
- 3.—Paper, cardboard boxes, etc.
- 4.—Bottles, broken crockery, tins, etc.

With the exception of the last-named materials (4) all of these can quite easily be burnt in the ordinary household fire. The daily amount of them is infinitesimal. Such things



as potato peelings and vegetable matters put on the top of a fire and banked up would rapidly dry and be easily consumed. In the prevailing scarcity of chips cardboard boxes and papers can be used to light fires, in addition to which, it may be remarked, that paper is now a marketable commodity, as also are bottles. If bones with meat on are placed in the ashbin it is a disgrace in these times. No bones should be placed there unless they have been in the stew-pot, and have nothing decomposable remaining on them.

It is thus obvious that if householders actively co-operate in this matter the contents would consist only of burnt refuse, and the aggregate amount would be reduced to much less than half, the advantages of which *for the Municipality* would be (1) less frequent emptying required, therefore (2) fewer men; (3) fewer carts and horses; (4) less wear and tear on the Destructor, a smaller number of fires necessary there, resulting in very considerably less expense. It would also be economical for *householders* themselves, since it would reduce to some extent the cost of coal, which is a consideration when coal stands at 1/6 a cwt. *For the landlords* it would be economical, because the wear and tear on the bins would be less, and the life of the bins would be considerably longer owing to the fact that the bins with only dry refuse put in, would not rust at the bottoms and the lowest portions of the sides, as they frequently do now as the result of wet materials which are placed in them. *For the men* the emptyings of the bin into the cart would be less noxious; while lastly, and perhaps most important of all, is the *effect on health*, for, if nothing but burnt material (plus broken crockery and occasional tins, as mentioned above) be put into the bins there could be no smell and no flies, because there would be no organic matter on which flies could feed. Incidentally, it may be remarked that the less frequent emptying of bins would, doubtless, go far towards solving the labour difficulties recently experienced.

Cleanliness does not simply mean cleanliness of the person and the house, but also cleanliness of the back-yard and the bin. If this reform can be gradually accomplished, it will be obviously advantageous not only to the Municipality but

also to the public. The reform will never be accomplished, however, if individual houses are allowed to have more than one bin, and if no pressure is put upon householders. In other words, so long as people know that the bins are going to be emptied weekly they will still, in my opinion, proceed in the usual careless way.

It appears to me that this, from every point of view, is an ideal time to press the matter, because the people themselves are in a frame of mind in which they will more readily co-operate, and are prepared, as indeed they ought to be, to suffer uncomplainingly what at most, and for a time only, may be described as a slight inconvenience.

### **Work Done for the Military Authorities.**

There are three detachments of soldiers in different parts of the Borough; one at Leasowe, where there are generally a considerable number of men at what was formerly the Railway Convalescent Home; another in hutments in Warren Drive, where there are about 100 men; and a third (a body of Engineers and Artillery) at the barracks in Rowson Street.

During the year your Medical Officer of Health has been occasionally called in to act as consultant in regard to infectious disease, and was consulted in regard to the sanitary arrangements at the barracks in Rowson Street. The Sanitary Inspectors have regularly visited all three places throughout the year. With regard to Leasowe, the Corporation's sewerage system does not extend so far, and some difficulty was experienced in connection with the cesspool. This cesspool has during the year been enlarged and re-built by the Corporation's men at the request of the Military Authorities, and receives regular attention by the Staff of the Corporation.

By the Army Regulations, before troops are encamped in a district the Medical Officer of Health must be informed and consulted. This was not done with regard to the encampment on Warren Drive, with the result that, owing to the slope in



the ground, it was impossible to make use here of the ordinary sewerage system of the district, and considerable difficulty has been experienced in disposing of the slop water. Acting under my advice, considerable improvement has been effected in regard to its disposal, but it cannot be said even now to be quite satisfactory. This difficulty need not have been experienced if the Army Regulations had been carried out in the first place, since it would have been quite possible to have found an appropriate spot for a camp in the neighbourhood where the ordinary sewerage system would have been available. The pails here are emptied three times a week by the Corporation's men.

---

## Part 2.—GENERAL SANITARY WORK.

---

### **Insanitary Property and Housing.**

A large amount of work has been done during the year to improve the housing conditions prevailing in some parts of the district.

Section 17 of the Housing, Town Planning, &c., Act, 1909, reads:—

(1) "It shall be the duty of every Local Authority  
"within the meaning of Part II. of the principal Act  
"to cause to be made from time to time inspection of  
"their district, with a view to ascertaining whether any  
"dwelling-house therein is in a state so dangerous or  
"injurious to health as to be unfit for human habita-  
"tion, and for that purpose, it shall be the duty of the  
"Local Authority, and of every officer of the Local  
"Authority, to comply with such regulations, and to  
"keep such records as may be prescribed by the Board."

(2) "If, on the representation of the Medical Officer  
"of Health, any dwelling-house appears to them to be  
"in such a state, it shall be their duty to make an order  
"prohibiting the use of the dwelling-house for human  
"habitation (in this Act referred to as a Closing Order)  
"until in the judgment of the Local Authority the  
"dwelling-house is rendered fit for that purpose."

In compliance with the provisions of the above Acts, the following 4 houses were represented as unfit for habitation:—

White Cottage, Mason Street.

3 and 7, Mason Street.

Cottage at Coal Dépôt, Birkenhead Road.



Four Closing Orders were made during the year:—

White Cottage, Mason Street.

3 and 7, Mason Street.

Cottage at Coal Depôt, Birkenhead Road.

All of the above were closed in accordance with the Orders.

The three following houses were demolished:—

White Cottage, Mason Street.

1 and 2, Shore Cottages, Magazine Lane.

3 houses in May Court (demolished 1914), 2 others converted into a workshop, and 3 converted into stables).

The following have been made fit, and the Closing Orders have been determined:—

1, 2, 3, 4 and 5, May Place.

The following was closed voluntarily, on representation being made to the owner as to its condition:—

Cottage adjoining "Jolly Sailor" Inn, Limekiln Lane.

STATEMENT REQUIRED BY ARTICLE V. OF THE HOUSING (INSPECTION) REGULATIONS, 1910, IN REGARD TO THE INSPECTION OF DWELLING HOUSES UNDER SECTION 17 (1) OF THE HOUSING, TOWN PLANNING, &c., ACT, 1909, FOR THE YEAR ENDED 31ST DECEMBER, 1915.

No. of dwelling-houses inspected during the year, and for the purposes of the Sub-Section ... ..	2,527
No. of such dwelling-houses which were considered to be in a state so dangerous or injurious to health as to be unfit for human habitation ... ..	4
No. of dwelling-houses in respect of which representations were made to the Local Authority with a view to the making of Closing Orders ... ..	4
No. of dwelling-houses in respect of which Closing Orders were made by the Local Authority ... ..	4
No. of dwelling-houses the defects in which were remedied without the making of Closing Orders ...	29
No. of dwelling-houses which, after the making of Closing Orders, were made fit for human habitation	—

GENERAL CHARACTER OF THE DEFECTS FOUND TO EXIST IN THE  
DWELLING-HOUSES INSPECTED.

1. Lack of sufficient or through ventilation.
2. Inefficient water supply, *e.g.*, one standpipe for several houses.
3. Lack of proper w.c. accommodation.
4. Damp and dark rooms.
5. Lack of conveniences for decent living, *e.g.*, proper facilities for storing food, washing accommodation, etc.
6. General dilapidations.

In the work in regard to insanitary property there has always been kept in view the fact that any work of demolition must not be done too rapidly, so that hardships may not be inflicted on tenants by their being unable to find suitable houses in the time at their disposal.

The following figures with regard to new houses are supplied by the Borough Engineer and Surveyor:—

NUMBER OF HOUSES CERTIFIED DURING THE YEAR 1915.

WEEKLY RENTALS.			New Brighton.	Upper Brighton.	North Liscard.	South Liscard	North Egremont.	South Egremont.	North Seacombe.	South Seacombe.	Poulton.	Wallasey.	Total.
5s. to 7s. 6d.	...	...	—	—	—	—	—	—	—	12	—	—	12
7s. 6d. to 9s.	...	...	—	—	—	—	—	—	—	6	3	—	9
Over 9s.	...	...	59	5	21	—	—	—	—	2	46	100	233
Totals	...	...	59	5	21	—	—	—	—	20	49	100	254

NUMBER OF HOUSES IN COURSE OF ERECTION  
1st JANUARY, 1916.

5s. to 7s. 6d.	...	...	—	—	—	—	—	—	—	—	—	—	—
7s. 6d. to 9s.	...	...	—	—	—	—	—	—	—	—	—	—	—
Over 9s.	...	...	17	—	—	—	—	—	—	25	54	96	
Totals	...	...	17	—	—	—	—	—	—	25	54	96	



### **Sewers and Drains.**

Defective sewers in the following streets and passages have been reconstructed or repaired during the past year, under the superintendence of the Borough Engineer and Surveyor:—

Tollemache Street, from opposite Nos. 50 and 52, Tollemache Street, to Mason Street.

Victoria Road, New Brighton, main brick sewer re-inverted and repaired from No. 106, Victoria Road, to Albert Street.

Waterloo Road, New Brighton, from Victoria Road to passage at gable of No. 25, Waterloo Road.

Passage at rear of Nos. 1 to 7, Leopold Street.

Passage at rear of Nos. 81 to 89, Egerton Street.

Passage between Nos. 5 and 7, Zigzag Road, and at rear of Nos. 7 to 19, Zigzag Road.

Passage between Liscard Road, Rossett Place, and Greenfield Street.

Passage between Nos. 1 to 19, Riversdale Road, and 2 to 12, Elmswood Road.

Storm-water relief work necessitated by the rapid development of the Borough has been carried out to a considerable extent.

Flushing has been regularly attended to.

The drainage systems of the following houses have been entirely re-constructed under the supervision of the Health Department:—

50, Manor Road.

46 and 48, St. Paul's Road.

2, South Seacombe Terrace.

10, William Street.

“Priory Nook” and “Hillside,” St. George's Mount.

5, Sea View Avenue.

14, Oakdale Road.  
 31, Byerley Street.  
 26, Hatherley Street.  
 2 and 4, Trafalgar Road.  
 83 and 85, Victoria Road, Seacombe.  
 1, 2, 3, 4, 5, May Place.  
 30, Belle Vue Road.  
 16, Ashville Road.  
 10, Sandon Road.  
 85, Egerton Street.  
 42, Union Street.  
 4, St. Mary's Avenue.

The following drainage systems were partially re-constructed during 1915, under the supervision of the Health Department:—

51 and 53, Manor Road.  
 18, Trafalgar Road.  
 83, Egerton Street.  
 "Philæ," Warren Drive.  
 40 and 154, Wheatland Lane.  
 19, Percy Road.  
 3, Peter Street.

### **Sub-Let Houses.**

There are 44 sub-let houses on the Register. These houses have been regularly supervised throughout the year.

1,059 visits have been paid by the Inspectors.

It is exceedingly difficult to keep a proper register of these houses, as the people inhabiting them are continually changing, and what would be an accurate register one day would not be so seven days afterwards.

For contraventions of the Bye-Laws 111 notices have been served, mostly for overcrowding and filthy conditions, all of which were complied with.



### Factories.

For the most part the law relating to Factories is administered by the Home Office.

687 visits were, however, made to factories, these being chiefly in reference to sanitary accommodation.

The number of Factories on the Register is as follows:—

TRADE.	Number on Register.	Number of Visits.
Bakers ... ..	4	51
Confectioners ... ..	1	13
Boot Makers and Repairers ... ..	8	81
Laundries ... ..	18	147
Wheelwrights and Smiths ... ..	3	27
Joiners ... ..	3	44
Coffin Makers ... ..	1	10
Motor Engineers ... ..	4	21
Stonemasons ... ..	1	12
Printers ... ..	1	3
Artificial Manure Makers... ..	1	6
Fountain Pen Makers ... ..	1	12
Boat Builders ... ..	1	16
Firelighter Manufacturers ... ..	2	15
Timber Merchants ... ..	2	23
Flour Millers ... ..	3	—
Spring Makers ... ..	1	6
Provender Dealers ... ..	3	24
Brick Makers ... ..	3	32
Brewers ... ..	1	7
Engineers ... ..	2	19
Concrete Makers ... ..	2	20
Oil Storages ... ..	1	12
Creosoting Works ... ..	—	—
Ore Merchants ... ..	1	1
Treacle Works ... ..	—	—
Leather Belting Manufacturers ... ..	1	2
Destructor Works ... ..	1	1
Tramway Depôt and Electricity Works	2	6
Gas and Water Works ... ..	1	2
Smokeless Fuel Works ... ..	—	—
Insulating Works ... ..	—	—
Cereal Mills ... ..	1	7
Builders' Merchants ... ..	1	15
Ice Maker ... ..	1	4
Lock Manufacturer ... ..	1	9
Biscuit " ... ..	1	8
Fruit Merchant ... ..	1	12
Mineral Water Manufacturer ... ..	1	13
Varnish Maker ... ..	1	5
Chain Maker .. ...	1	1
TOTALS ...	82	687

All the Workshops and Workplaces on the Register were regularly inspected, with the result as shown in the Summary which follows.

### Workshops.

The Number of Workshops on the Register is as follows :—

TRADE.	Number on Register.	Number of Persons Employed.	Number of Visits.
Bakers ... ..	48	88	469
Confectioners ... ..	56	117	428
Laundries ... ..	22	75	139
Tailors ... ..	22	55	112
Dressmakers ... ..	78	297	66
Milliners ... ..	14	59	29
Bootmakers and Repairers ... ..	61	93	453
Cabinet Makers and Upholsterers ... ..	13	21	78
Watchmakers and Repairers ... ..	6	9	30
Tinsmiths ... ..	1	—	—
Saddlers ... ..	4	4	17
Leadlight Manufacturers ... ..	1	8	8
Picture Framers ... ..	4	5	6
Printers ... ..	5	9	16
Photographers ... ..	2	3	20
Coffin Makers ... ..	2	3	20
TOTALS ...	339	846	1891

### Workplaces.

The Number of Workplaces on the Register is as follows :—

TRADE.	Number on Register.	Number of Persons Employed.	Number of Visits.
Cycle Builders and Repairers ... ..	12	13	58
Wheelwrights and Smiths ... ..	12	18	70
Joiners ... ..	19	32	116
Varnish Manufacturers ... ..	—	—	—
Wringing Machine Repairers ... ..	1	2	5
Motor Engineers and Repairers ... ..	4	7	30
Stonemasons ... ..	2	21	20
Stevedores ... ..	3	117	25
Coopers ... ..	1	1	4
Brine Manufacturers ... ..	—	—	—
Shippers ... ..	—	—	—
Bottle Washers ... ..	1	2	9
TOTALS ...	55	213	337



## Factory and Workshop Act, 1901.

### 1.—INSPECTION.

INCLUDING INSPECTIONS MADE BY SANITARY INSPECTORS OR  
INSPECTORS OF NUISANCES.

Premises.	Number of		
	Inspections.	Written Notices.	Prosecutions.
FACTORIES ... .. (Including Factory Laundries.)	687	4	...
WORKSHOPS ... .. (Including Workshop Laundries.)	1891	79	...
WORKPLACES ... .. (Other than Outworkers' premises included in Part 3 of this Report)	337	3	...
Total ... ..	2915	86	...

### 2.—DEFECTS FOUND.

PARTICULARS.	No. of Defects.			Number of Prosecutions
	Found.	Remedied.	Referred to H.M. Inspector.	
<i>Nuisances under the Public Health Acts :—</i>				
Want of Cleanliness ... ..	8	7	...	...
Want of Ventilation ... ..	...	...	...	...
Overcrowding ... ..	...	...	...	...
Want of Drainage of Floors ... ..	...	...	...	...
Other Nuisances ... ..	8	8	...	...
<i>Sanitary Accommodation :</i>				
Insufficient ... ..	1	1	...	...
Unsuitable or Defective ... ..	19	19	...	...
Not Separate for Sexes ... ..	...	...	...	...
<i>Offences under the Factory and Workshop Act :—</i>				
Illegal Occupation of Under-ground Bakehouse (s. 101) ... ..	...	...	...	...
Breach of Special Sanitary Requirements for Bakehouses (ss. 97 to 100) ... ..	53	53	...	...
Other offences (excluding offences relating to outwork which are included in Part 3 of this Report)	1	1	...	...
Totals... ..	90	89	...	...

### 3.—HOME WORK.

NATURE OF WORK.	OUTWORKERS' LISTS, SECTION 107.								OUTWORK IN UNWHOLESOME PREMISES, SECTION 108.			OUTWORK IN INFECTED PRE- MISES, SECTIONS 109, 110.				
	Lists Received from Employers.			Sending once in the year.			Prosecutions.		Instances.	Notices served.	Prosecutions.	Instances.	Orders made (S. 110.)	Prosecutions (Sections 109, 110.)		
	Sending twice in the year.		Lists.	Outworkers.		Lists.	Con- tractors	Work- men.							Failing to keep or permit inspec- tion of lists.	Failing to send lists.
	(2)	(3)		(4)	(5)											
	(1)	(2)	(3)	(4)	(5)	(6)	(7)	(8)	(9)	(10)	(11)	(12)	(13)	(14)	(15)	(16)
Wearing Apparel... ..	15	-	35	14	-	17	-	-	-	1	1	-	-	-	-	
(1) Making, &c...																
(2) Cleaning & Washing																
Lace, lace curtains & nets																
Artificial Flowers ...																
Nets, other than wire nets																
Tents ... ..																
Sacks ... ..																
Furniture and Upholstery																
Fur pulling ... ..																
Feather sorting ... ..																
Umbrellas, &c. ... ..																
Carding, &c. of buttons, &c.																
Paper bags and boxes ...																
Basket making ... ..																
Brush making ... ..																
Racquet and tennis balls																
Stuffed toys ... ..																
File making ... ..																
Electro-plate ... ..																
Cables and chains ... ..																
Anchor and grapnels ...																
Cart gear ... ..																
Locks, latches and keys																
Pea picking ... ..																
Totals ... ..	15	-	35	14	-	17	-	-	-	1	1	-	-	-	-	



## 4.—REGISTERED WORKSHOPS (S. 131).

	Number		Number
Bakers ... ..	48	Watchmakers and Repairers	6
Confectioners ... ..	56	Tinsmiths ... ..	1
Laundries ... ..	22	Saddlers ... ..	4
Tailors ... ..	22	Leadlight Manufacturers ...	1
Dressmakers ... ..	78	Picture Framers ... ..	4
Milliners ... ..	14	Printers ... ..	5
Bootmakers and Repairers	61	Photographers ... ..	2
Cabinet Makers and Upholsterers	13	Coffin Makers ... ..	2
Total number of Workshops on Register	...	339.	

## 5.—OTHER MATTERS.

Class.	Number
Matters notified to H.M. Inspector of Factories :—	
Failure to affix Abstract of the Factory and Workshop Act (s. 133) ...	2
Action taken in matters referred by H.M. Inspectors as remediable under the Public Health Acts, but not under the Factory and Workshop Act (s. 5)—	
Notified by H.M. Inspector ... ..	12
Reports (of action taken) sent to H.M. Inspector ... ..	1
Other ... ..	—
Underground Bakehouses (s. 101):—	
Certificates granted during the year ... ..	12
In use at the end of the year ... ..	11

**Bakehouses.**

At the end of the year there were 109 Bakehouses in occupation, of which 12 were underground, many of which are only used occasionally.

These places have been regularly inspected, and were, on the whole, kept in a cleanly condition, although in several instances it has been necessary to serve notices or to write letters complaining of the conditions prevailing in certain of them.

A few of the existing Bakehouses have been in use a very long time, and are not up to modern requirements. When the tenancies of the present occupiers cease, objection will be taken to their continued use.

### **Inspection of Stable Yards.**

3,274 visits have been made, as compared with 3,063 during the previous year.

In several instances manure pits have been emptied by the Council's men, failing compliance with notices issued under the Bye-Laws. In other cases accumulations or deposits of an offensive nature have been removed by the Council's men where owners or occupiers had failed to comply with the notices served under Section 49 of the Public Health Act, 1875. In each case the expenses were recovered in a summary manner.

### **Offensive Trades.**

There are now no scheduled offensive trades carried on in the Borough.

### **Seats for Shop Assistants Act.**

Under the above Act, the title of which reveals its object, the following work has been done:—

No. of Visits to Shops ... .. —

### **Wallasey Early Closing Order 1909.**

The following work has been carried out under the above Order, which fixes the hours for closing certain trades each day:—

No. of Visits of Inspection	...	...	13,067
No. of Contraventions	...	...	9
No. of Prosecutions	...	...	1
No. of Warnings	...	...	8



### **Dairies, Cowsheds and Milkshops Order.**

There are 22 Cowsheds on the Register.

The number of cows in the registered sheds at the end of December was 85.

The Cowsheds have been regularly inspected (558 visits) throughout the year, and the efforts made to secure systematic grooming of the cows, the washing of the udders, and the cleansing of the milkers' hands before milking, have been continued.

The Dairies have been regularly inspected, and every means taken to see that they are kept thoroughly clean, and that the milk is stored in clean vessels, properly covered.

### **Food.**

22 samples of milk have been taken during the year for bacteriological examination, 14 of which were from wholesale dealers, and 8 from cowkeepers. One was found to be tubercular. On receipt of the report to this effect the shippon was again visited, and it was then found that a cow which had been ill was slaughtered. On a new sample being taken it was found to be free from tubercle bacilli. Evidently the slaughtered cow was the one infected.

### **Contagious Diseases (Animals) Acts and Orders.**

The work under the Contagious Diseases Animals Acts and the Orders of the Board of Agriculture is administered in this Borough by the Health Committee, and is done by the Meat Inspector acting under the supervision of the Medical Officer of Health.

THE FOLLOWING IS A SUMMARY OF THE WORK DONE DURING  
1915 UNDER THE CONTAGIOUS DISEASES (ANIMALS) ACTS  
AND ORDERS.

Number of Licences received from other Authorities	
with regard to the removal of swine	... .. 338
Number of swine referred to in such Licences	... .. 3,509
Number of visits in connection therewith	... .. 674
Number of Licences received from other Authorities	
with regard to the removal of sheep and lambs	... .. 56
Number of sheep and lambs referred to in such Licences	1,533
Number of visits in connection with such Licences	... .. 112
Number of Swine Movement Licences issued from this	
district	... .. 38
Number of swine referred to in such Licences	... .. 228
Number of cases of Parasitic Mange notified	... .. 6
Number of visits to same	... .. 176
Number of horses examined	... .. 80
Number of swine examined	... .. 3,509
Number of stables disinfected	... .. 30

Details as to other work done under these Acts and Orders  
will be found on page 100.

Under the Tuberculosis Regulations of the Board of  
Agriculture a Veterinary Surgeon was appointed in 1913.

### **Food and Meat Inspection.**

Meat inspection is performed by one Inspector, who gives his whole time to this work and to the inspection of food stuffs in shops. The Sanitary Inspectors also examine hawkers' barrows and baskets whenever they meet them. On page 100 will be found a summary of the visits made to food premises.



There are 3 registered Slaughter-houses and 2 licensed Slaughter-houses, in addition to those at the Wallasey and Alfred Lairages.

Half of the so-called "Birkenhead Lairages" are in Wallasey. The foreign cattle are supposed to be killed in Birkenhead, while the sheep and pigs and the Irish cattle are supposed to be slaughtered in Wallasey; but, owing to the embargo on the importation of Argentine cattle, none of these animals are now killed in Birkenhead, with the result that most of the Irish cattle are now killed there. The remainder are killed in Wallasey, together with practically all the sheep and pigs.

NUMBER OF ANIMALS SLAUGHTERED AT THE WALLASEY AND  
ALFRED LAIRAGES DURING THE YEAR 1915.

Lairages.	<i>Foreign.</i>		<i>Coastwise.</i>				
	Oxen.	Sheep.	Oxen.	Calves.	Sheep.	Pigs.	Goats.
*Wallasey ...	—	—	79	3	92,448	2,148	273
*Alfred ...	—	—	19	—	—	—	—
Totals ...	—	—	98	3	92,448	2,148	273

\* These figures are supplied by the Mersey Docks and Harbour Board.

TABLE SHOWING (A) AMOUNT OF TUBERCULOUS MEAT  
DESTROYED.

	Private Slaughter Houses.		Lairages.	
	CARCASES.	QUARTERS.	CARCASES.	QUARTERS.
BEEF... ..	10	3	2	1
MUTTON ... ..	—	—	—	—
PORK ... ..	5	1 pig's head	4	24 pigs' h'ds
VEAL ... ..	—	—	1	—

## (B) AMOUNT DESTROYED FOR OTHER CAUSES.

	Private Slaughter-houses.		Lairages.	
	CARCASES.	QUARTERS.	CARCASES.	QUARTERS.
BEEF... ..	11	1	8	2
MUTTON ... ..	17	2	26	1
PORK ... ..	6	—	12	3
LAMB ... ..	—	—	—	—
VEAL ... ..	36	—	47	—
GOATS ... ..	—	—	2	—
TOTAL ...	70	3	95	6

In addition to above, 110 carcasses of immature veal and 50 carcasses of lamb

TABLE showing, approximately, the number of ANIMALS  
SLAUGHTERED in PRIVATE SLAUGHTER-HOUSES.

Cattle.	Sheep.	Pigs.	Calves.	Total.
1,342	7,800	2,909	354	12,405

TABLE showing the number of ANIMALS LANDED at WALLASEY  
and ALFRED LAIRAGES, and passed through ALIVE to  
various parts of the Kingdom.

Oxen.	Calves.	Pigs.	Sheep, Lambs, and Goats.
78,385	33	—	100,000 (approximate)

### Premises where Food is Prepared for Sale.

The shops where food is prepared for sale are regularly visited, and on the whole have, generally speaking, been found to be kept in a satisfactory condition.

I have again to remark that the regulations with regard to bakehouses might well be extended to all places where food is prepared for human consumption.



## Sale of Food and Drugs Acts.

### SUMMARY OF SAMPLES SUBMITTED DURING THE YEAR TO THE PUBLIC ANALYST.

Name of Sample.	No. of Samples obtained.	No. of Samples Adulterated.	Total No. of Samples Analysed.	Total No. of Samples Certified as Adulterated.
Milk (Local) ... ..	58	1	105	2
" (Transit) ... ..	47	1		
Butter ... ..	35	...	35	...
Coffee ... ..	25	3	25	3
Lard ... ..	20	...	20	...
Pepper ... ..	17	...	17	...
Whiskey ... ..	5	2	5	2
Rum ... ..	4	...	4	...
Brandy ... ..	2	...	2	...
Arrowroot ... ..	4	...	4	...
Olive Oil ... ..	2	...	2	...
Sugar ... ..	2	...	2	...
Cheese ... ..	2	...	2	...
Tincture of Iodine ... ..	2	...	2	...
Zinc Ointment ... ..	2	1	2	1
Prescriptions ... ..	2	1	2	1
Oatmeal ... ..	1	...	1	...
Margarine ... ..	1	...	1	...
Seidlitz Powders ... ..	1	...	1	...
Gregory Powders ... ..	1	...	1	...
Totals .. ..	233	9	233	9

### PROSECUTIONS.

Proceedings were instituted in the following cases.—

- (1) Milk 20 per cent. deficient in fat. Dismissed on payment of costs.
- (2) Coffee 30 per cent. chicory. Fined £2 and £1 costs.
- (3) Whisky 3 per cent. added water. Fined 10s. and 7s. 6d. costs.

Prosecutions were not instituted in regard to one sample of milk and one prescription, the adulteration being so small. Sellers were cautioned.

One sample of coffee certified as containing 50 per cent. chicory, and sample of zinc ointment certified as being 32 per cent. deficient in zinc oxide, were test samples. Subsequent samples purchased in a similar way were found to be genuine.

The remaining adulterated samples of whisky and coffee were test purchases, and led up to the purchasing of official samples, for which the sellers were prosecuted.

The adulteration of all samples submitted for analysis was 3.8 per cent.

---

1.—MILK AND CREAM NOT SOLD AS PRESERVED CREAM.

---

	(a) Number of samples examined for the presence of a preservative.	(b) Number in which a preservative was reported to be present.
MILK .....	105	—
CREAM .....	—	—

---

Nature of preservative, nil.

Action taken under the Regulations, nil.

---

2.—CREAM SOLD AS PRESERVED CREAM.

---

(a) Instances in which samples have been submitted for analysis to ascertain if the statements on the label as to preservatives were correct:—

(i.) Correct statements made ... ..	17
(ii.) Statements incorrect ... ..	—
	—
Total ... ..	17
	<u>==</u>



(b) Determinations made of milk fat in cream sold as preserved cream:—

(i.) Above 35 per cent. ... ..	17
(ii.) Below 35 per cent. ... ..	—
	—
Total ... ..	17
	<u>      </u>

(c) Instances where (apart from analysis) the requirements as to labelling or declaration of preserved cream in Article V. (1), and the proviso in Article V. (2) of the Regulations have not been observed:—

Article V. (1) ... .. Nil.

Article V. (2) ... .. Nil.

(d) Particulars of each case in which the Regulations have not been complied with, and action taken:—

Nil.

### 3.—THICKENING SUBSTANCES.

Any evidence of their addition to cream or preserved cream: None.

### 4.—OTHER OBSERVATIONS.

The percentage of boric acid stated on the declaratory label was in each instance 0.5%.

The actual amount found on analysis was as follows:—

0.10%	0.31%	0.26%	0.24%	0.33%	0.18%
0.29%	0.28%	0.33%	0.29%	0.18%	0.26%
0.31%	0.37%	0.33%	0.18%	0.26%	

## Water Statistics for 1915.

(SUPPLIED BY THE GAS AND WATER ENGINEER).

Volume of Water supplied from January 1st, 1915, to 31st December, 1915, 961,400,000 gallons, made up as follows:—

---

From Wells at Liscard ... ..	450,150,000	Galls.
From Vyrnwy ... ..	511,250,000	„
Average supplied per day ... ..	2,633,973	„
Average consumption per day per head ... ..	30.62	„
Divided as follows:—		
Supplied by meter ... ..	5.98	Galls.
Supplied to Shipping ... ..	.47	„
Watering Streets and Road-making ... ..	.21	„
Flushing Sewers by Hose and Cart ... ..	.29	„
Domestic and other purposes, including		
Drinking Fountains ... ..	23.70	„

---

The quantity of Water used for flushing sewers and drains during the year was 9,032,000 gallons.

A Chart showing the weekly supply of Water is appended.

## Summary of General Sanitary Work.

### WORK OF THE LADY HEALTH VISITORS DURING 1915.

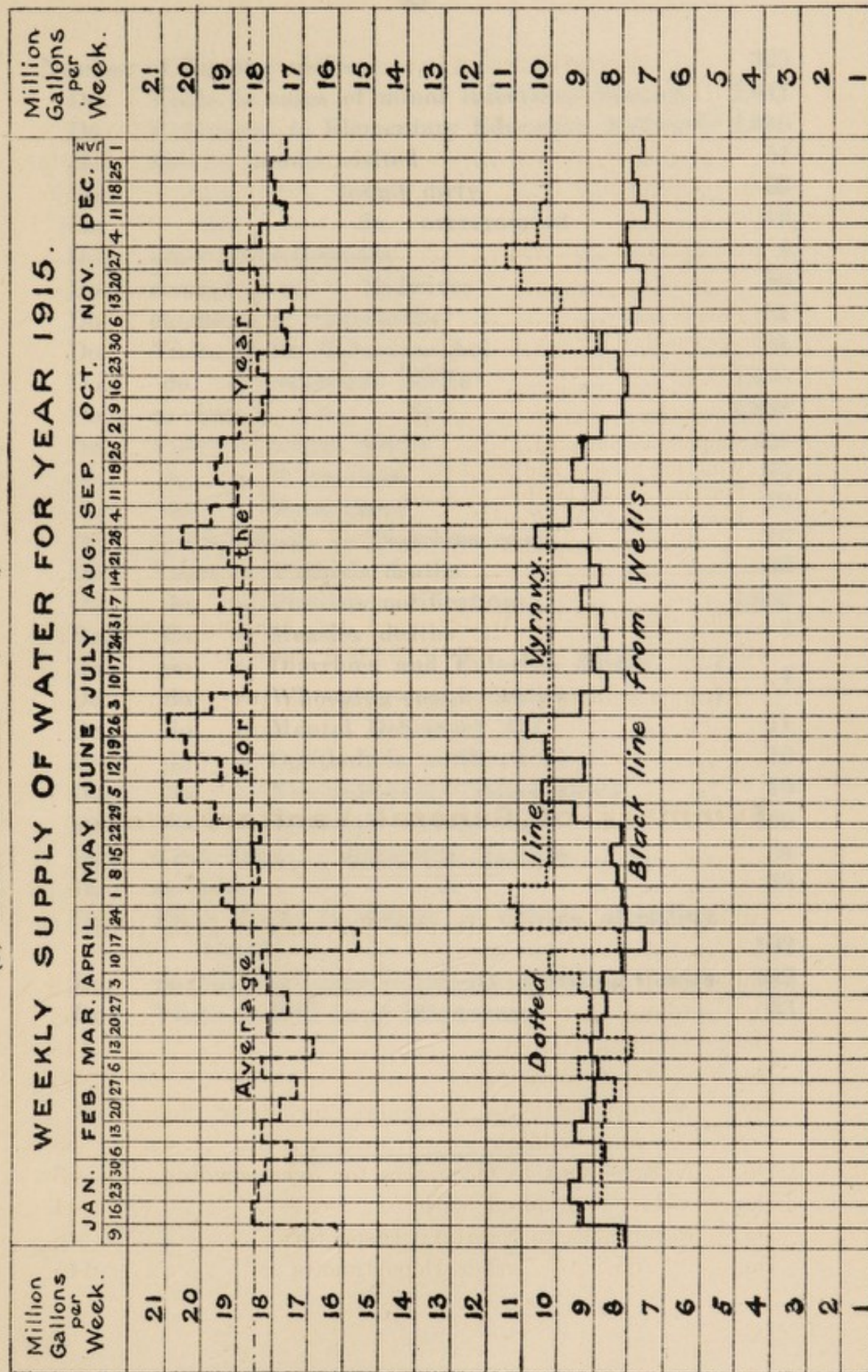
---

Number of Houses visited ... ..	118
Do. found dirty ... ..	58
Do. families visited ... ..	148
Do. do. re-visited ... ..	83
Do. Notices sent to Occupiers for dirty floors	
and bedding ... ..	53
Do. Notices sent to Occupiers for overcrowding...	13
Do. do. complied with ... ..	44
Do. References to Sanitary Inspectors ... ..	48
Do. do. other Departments ... ..	145



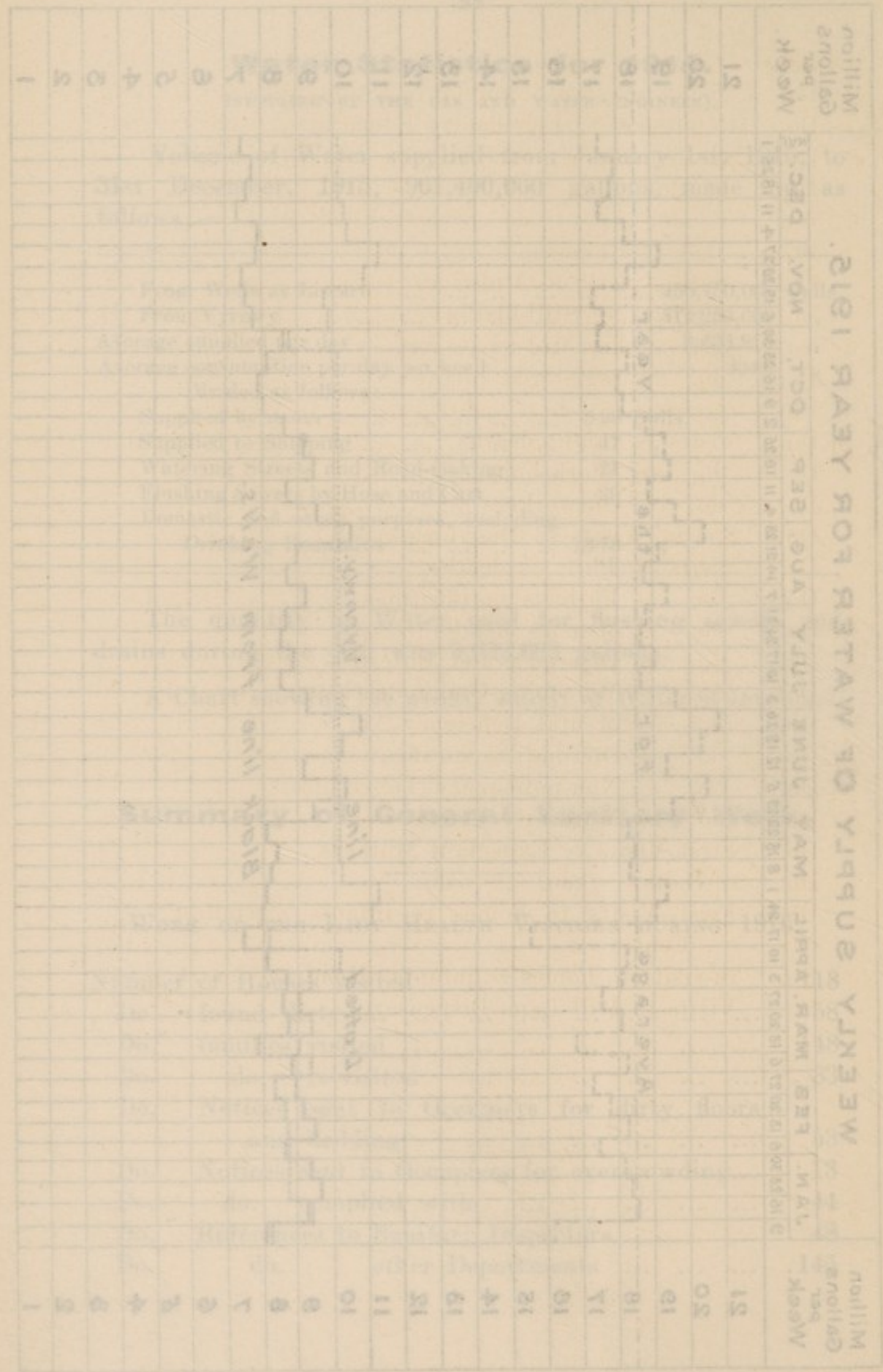
# INDEX

- (1) Black Line--- Total Weekly Supply.
- (2) Dotted Line..... Water from Vyrnwy.
- (3) Black Line--- " " Wells.





(1) Black line  
 (2) Black line  
 (3) Black line  
 (4) Black line  
 (5) Black line  
 (6) Black line  
 (7) Black line  
 (8) Black line  
 (9) Black line  
 (10) Black line  
 (11) Black line  
 (12) Black line  
 (13) Black line  
 (14) Black line  
 (15) Black line  
 (16) Black line  
 (17) Black line  
 (18) Black line  
 (19) Black line  
 (20) Black line  
 (21) Black line  
 (22) Black line  
 (23) Black line  
 (24) Black line  
 (25) Black line  
 (26) Black line  
 (27) Black line  
 (28) Black line  
 (29) Black line  
 (30) Black line  
 (31) Black line  
 (32) Black line  
 (33) Black line  
 (34) Black line  
 (35) Black line  
 (36) Black line  
 (37) Black line  
 (38) Black line  
 (39) Black line  
 (40) Black line  
 (41) Black line  
 (42) Black line  
 (43) Black line  
 (44) Black line  
 (45) Black line  
 (46) Black line  
 (47) Black line  
 (48) Black line  
 (49) Black line  
 (50) Black line  
 (51) Black line  
 (52) Black line  
 (53) Black line  
 (54) Black line  
 (55) Black line  
 (56) Black line  
 (57) Black line  
 (58) Black line  
 (59) Black line  
 (60) Black line  
 (61) Black line  
 (62) Black line  
 (63) Black line  
 (64) Black line  
 (65) Black line  
 (66) Black line  
 (67) Black line  
 (68) Black line  
 (69) Black line  
 (70) Black line  
 (71) Black line  
 (72) Black line  
 (73) Black line  
 (74) Black line  
 (75) Black line  
 (76) Black line  
 (77) Black line  
 (78) Black line  
 (79) Black line  
 (80) Black line  
 (81) Black line  
 (82) Black line  
 (83) Black line  
 (84) Black line  
 (85) Black line  
 (86) Black line  
 (87) Black line  
 (88) Black line  
 (89) Black line  
 (90) Black line  
 (91) Black line  
 (92) Black line  
 (93) Black line  
 (94) Black line  
 (95) Black line  
 (96) Black line  
 (97) Black line  
 (98) Black line  
 (99) Black line  
 (100) Black line





Number of Enquiry visits ... ..	325
Do. Visits to cases of minor infectious diseases...	1,047
Do. References to Elementary Education Authority	1,046
Do. Sub-let houses visited ... ..	37
Do. do. found dirty ... ..	26
Do. do. do. overcrowded ... ..	10
Do. other infringements ... ..	8
Do. routine visits to Midwives ... ..	80
Do. enquiries <i>re</i> Still-births ... ..	31
Do. Visits under Mid-wives Act ... ..	31
Do. do. <i>re</i> registered births ... ..	1,595
Do. re-visits do. do. ... ..	1,888
Do. Visits <i>re</i> infant deaths ... ..	129
Do. do. to Workshops ... ..	95
Do. do. Outworkers ... ..	79
Do. Special Visits <i>re</i> Diarrhœa cases ... ..	16
Do. Visits <i>re</i> Phthisis deaths ... ..	68
Do. do. <i>re</i> Phthisis notifications ... ..	1,652
Do. do. <i>re</i> Measles deaths ... ..	3
Do. do. <i>re</i> Diarrhœa and Enteritis deaths ...)	4
Do. do. <i>re</i> Whooping-cough deaths ... ..)	
Do. do. <i>re</i> Mental Deficiency Act ... ..	11
Do. do. <i>re</i> Ophthalmia notifications ... ..	16
Do. do. <i>re</i> Non-pulmonary Tuberculosis ... ..	79
Do. do. <i>re</i> Maternity Centre work ... ..	136
Do. First Visits <i>re</i> Expectant Mothers ... ..	34
Do. re-visits do. do. ... ..	45
Do. First Visits to homes <i>re</i> infants attending Centre ... ..	102
Do. re-visits to homes <i>re</i> infants attending Centre	542
Do. Visits to Mill Lane Dispensary ... ..	33

## WORK OF THE DISTRICT INSPECTORS DURING 1915.

## NUISANCES.

Number of houses found in a dirty condition	...	...	...	...	68
" " " in an overcrowded condition	...	...	...	...	16
" " " with defective, insufficient or choked drains	...	...	...	...	671
" " " without supply of water for drinking, domestic or sanitary purposes	...	...	...	...	16
" " " with defective or insufficient W.C. basins, flushing cisterns, putty joints, traps, waste-pipes, soil-pipes and/or channelings	...	...	...	...	1,190
" " " with defective yard or passage surfaces	...	...	...	...	211
" " " with defective floors	...	...	...	...	24
" " " vacant or insecure against misuse by general public	...	...	...	...	1
" " " with damp or defective walls	...	...	...	...	8
" " " with defective roofs, gutters and downspouts	...	...	...	...	262
" " " without proper and sufficient ashpits or ashbins	...	...	...	...	433
" " " with dirty yard surfaces	...	...	...	...	54
" " " with offensive accumulations requiring removal	...	...	...	...	511
Number of offensive ditches and ponds requiring cleansing	...	...	...	...	1
" animals kept so as to be a nuisance	...	...	...	...	4
" matters referred to other Departments	...	...	...	...	435
" informations laid in respect of nuisances	...	...	...	...	4
" convictions obtained	...	...	...	...	2
" Magistrates' Orders obtained	...	...	...	...	2
" Nuisances abated and cases withdrawn on payment of costs	...	...	...	...	2
Amount of fines and costs	...	...	...	...	£2 14s. 0d.

## SMOKE NUISANCES.

## STEPS TAKEN TO PREVENT SMOKE NUISANCES

Number of observations made	...	...	...	...	...	23
" Notices served in respect of black smoke	...	...	...	...	...	—
" Informations laid in default of compliance with Notice	...	...	...	...	...	—
" Informations laid in default of compliance with Order	...	...	...	...	...	—
Amount of Fines and Costs	...	...	...	...	...	—

## BYE-LAWS WITH RESPECT TO NUISANCES.

Number of stable yards inspected	...	...	...	...	...	3,274
" " " re-inspected	...	...	...	...	...	518
" Notices served to empty manure pits	...	...	...	...	...	503
" Informations laid in default of compliance with notice	...	...	...	...	...	13
" Stable yards without manure pits	...	...	...	...	...	3
" notices served to provide manure pits	...	...	...	...	...	3
" notices served to provide stables with sufficient paving and/or drainage	...	...	...	...	...	—



## ABATEMENT OF NUISANCES.

Number of preliminary notices issued for the abatement of nuisances ...	1,794
„ Statutory Notices issued ...	666

## CANAL BOAT INSPECTION.

The number of Boats inspected in 1915 was 253.

Number of Boats on which infringements were found	11
Number of infringements ...	16

## PARTICULARS AS TO INFRINGEMENTS.

Registration ...	—
Notification of Change of Master ...	—
Certificates ...	4
Marking ...	6
Overcrowding ...	—
Cleanliness ...	—
Ventilation ...	—
Painting ...	2
Provision of Water Cask—defective ...	—
Separation of the Sexes ...	—
Removal of Bilge Water ...	—
Notification of Infectious Disease ...	—
Admittance of Inspector ...	—
Defective Deck Seams...	2
Defective Bulkheads ...	—
„ Stoves ...	1
„ Cabin Floors ...	1
„ Lockers ...	—
Dilapidated Cabins ...	—
Notices sent in respect of infringements ...	11
Cases of Infectious Disease dealt with, and measures of isolation adopted ...	—
Detention of Boats for cleansing and disinfection ...	—

Legal proceedings were not taken in any case.

The Council is not a Registration Authority.

## SUB-LET HOUSES.

Number of houses on Register ...	44
„ day inspections ...	1,059
„ night inspections ...	—
„ infringements of Sub-let Bye-laws ...	127
„ preliminary intimations given to comply ...	111
„ failures to comply with notices ...	1
„ informations laid in respect of infringements ...	1
Amount of Fines and Costs ...	3s. 6d.

## COMMON LODGING HOUSES.

Number registered under Public Health Act	...	...	...	...	...	...	...	2
„ of day inspections	...	...	...	...	...	...	...	86
„ night inspections	...	...	...	...	...	...	...	—
„ infringements of Bye-laws	...	...	...	...	...	...	...	5
„ failures to cleanse walls, ceilings, etc....	...	...	...	...	...	...	...	3
„ cases where rooms were overcrowded...	...	...	...	...	...	...	...	—
„ informations in respect of infringements	...	...	...	...	...	...	...	—
„ convictions	...	...	...	...	...	...	...	—

## CELLAR DWELLINGS.

Cellars found occupied as dwellings	...	...	...	...	...	...	...	—
Notices served to vacate same	...	...	...	...	...	...	...	—

## HOUSE-TO-HOUSE INSPECTION.

Number of houses visited	...	...	...	...	...	...	...	1,586
„ apartments visited...	...	...	...	...	...	...	...	6,900
„ „ found clean	...	...	...	...	...	...	...	5,956
„ „ found dirty	...	...	...	...	...	...	...	944

## COURT AND ALLEY INSPECTION.

Number of visits to courts	...	...	...	...	...	...	...	275
„ „ alleys	...	...	...	...	...	...	...	95
„ W.C.'s found clean...	...	...	...	...	...	...	...	1,242
„ „ found dirty	...	...	...	...	...	...	...	14
„ „ re-inspected	...	...	...	...	...	...	...	14
„ „ cleansed	...	...	...	...	...	...	...	14

## DAIRIES, COWSHEDS AND MILKSHOPS.

Number of Milkshops on Register	...	...	...	...	...	...	...	133
„ shippens with Milkstores attached	...	...	...	...	...	...	...	11
„ inspections made	...	...	...	...	...	...	...	442
„ notices served for defects	...	...	...	...	...	...	...	16
„ notices served <i>re</i> utensils and covering of milk vessels	...	...	...	...	...	...	...	—
„ notices served requiring the removal of manure	...	...	...	...	...	...	...	—
„ notices served requiring liming or cleansing	...	...	...	...	...	...	...	40
„ notices complied with	...	...	...	...	...	...	...	40



## FACTORY AND WORKSHOP ACT.

Number of Factories, Workshops, &c., on Register	...	...	...	...	...	...	476
" visits made	...	...	...	...	...	...	2,915
" re-visits made	...	...	...	...	...	...	82
" workshops, &c., found defective	...	...	...	...	...	...	26
" workrooms with dirty walls and ceilings	...	...	...	...	...	...	49
" " with dirty floors	...	...	...	...	...	...	3
" " with dirty lavatories	...	...	...	...	...	...	1
" " not properly ventilated	...	...	...	...	...	...	—
" " found overcrowded...	...	...	...	...	...	...	—
" defective drains and water-closets	...	...	...	...	...	...	14
" miscellaneous defects found	...	...	...	...	...	...	12
" notices issued on occupiers	...	...	...	...	...	...	66
" " " on owners...	...	...	...	...	...	...	20
" references to the Factory Inspector	...	...	...	...	...	...	6
" " from " " "	...	...	...	...	...	...	4

## BAKEHOUSES.

Number on Register	...	...	...	...	...	...	52
" of visits made	...	...	...	...	...	...	520
" re-visits	...	...	...	...	...	...	46
" bakehouses found dirty (walls and ceilings)...	...	...	...	...	...	...	30
" notices issued for limewashing...	...	...	...	...	...	...	30
" bakehouses limewashed without notice	...	...	...	...	...	...	22
" notices issued for defective drainage	...	...	...	...	...	...	4
" " " walls and floors	...	...	...	...	...	...	—
" " " to repair defective ceilings	...	...	...	...	...	...	1
" " " cleanse tables, utensils, etc.	...	...	...	...	...	...	—
" " " to clean areas	...	...	...	...	...	...	2
" references to Factory Inspector	...	...	...	...	...	...	1

## CONFECTIONERY BAKEHOUSES.

Number on Register	...	...	...	...	...	...	57
" of visits made	...	...	...	...	...	...	441
" re-visits	...	...	...	...	...	...	22
" found dirty (walls and ceilings)	...	...	...	...	...	...	19
" notices issued for limewashing...	...	...	...	...	...	...	19
" bakehouses limed without notice	...	...	...	...	...	...	38
" notices issued for defective drainage, &c.	...	...	...	...	...	...	3
" " " to cleanse floors, utensils, etc.	...	...	...	...	...	...	—
" References to Factory Inspector	...	...	...	...	...	...	—

## OUTWORKERS.

Number of outworkers on Register	...	...	...	...	...	...	52
" visits made to houses of outworkers	...	...	...	...	...	...	82
" re-visits	...	...	...	...	...	...	27
" notices served for sanitary defects at houses of workers	...	...	...	...	...	...	1
" unwholesome premises	...	...	...	...	...	...	1
" dirty walls and ceilings	...	...	...	...	...	...	—
" notices complied with	...	...	...	...	...	...	1
" outworkers employed in Wallasey for Liverpool and Birkenhead Firms—							
Tailors	...	...	...	...	...	...	—
Tailoresses	...	...	...	...	...	...	6
Dressmakers, etc.	...	...	...	...	...	...	24
Bootmakers	...	...	...	...	...	...	1
" outworkers employed in Liverpool for Wallasey Firms—							
Tailors	...	...	...	...	...	...	6
Tailoresses	...	...	...	...	...	...	—
Dressmakers	...	...	...	...	...	...	—

## WALLASEY EARLY CLOSING ORDER.

Number of visits of inspection (by day)	...	...	...	...	...	...	7,063
" " " (by night)	...	...	...	...	...	...	6,004
" instances in which provisions of the Act were found not to be complied with	...	...	...	...	...	...	9
" persons warned for contravening Act	...	...	...	...	...	...	9
" informations laid	...	...	...	...	...	...	5
Amount of fines and costs	...	...	...	...	...	...	28/-

## SEATS FOR SHOP ASSISTANTS.

Number of shops affected	...	...	...	...	...	...	—
" assistants employed	...	...	...	...	...	...	—
" seats provided	...	...	...	...	...	...	—
" visits	...	...	...	...	...	...	—
" contraventions	...	...	...	...	...	...	—
" notices (complied with)	...	...	...	...	...	...	—

## EMPLOYMENT OF CHILDREN ACT, 1903.

Number of inspections	...	...	...	...	...	...	150
" contraventions	...	...	...	...	...	...	9
" persons warned	...	...	...	...	...	...	5
" informations laid	...	...	...	...	...	...	4
" convictions	...	...	...	...	...	...	4
Amount of fines and costs	...	...	...	...	...	...	50/-



## SHOP HOURS ACTS, 1892-1912.

Number of shops in which young persons are employed...	...	...	...	...	...	—
„ visits of inspection to shops	...	...	...	...	...	—
„ persons warned	...	...	...	...	...	—
„ re-visits	...	...	...	...	...	—

## MEAT INSPECTION.

Number of visits paid to the Wallasey and Alfred Lairages during the year	...	...	...	...	...	1,370
Amount of Meat taken from the Lairages and destroyed as unfit for human food	...	...	...	...	...	40,087lbs.

## SLAUGHTER-HOUSE INSPECTION.

Number of visits to Private Slaughter-houses	...	...	...	2,527
Amount of Meat, etc., seized and destroyed as unfit for human food, 27,035 lbs. consisting of:				
Beef	...	...	...	15,483 lbs.
Mutton	...	...	...	1,481 "
Veal	...	...	...	3,314 "
Offal	...	...	...	4,058 "
Pork	...	...	...	2,429 "
Lamb	...	...	...	270 "
Total	...	...	...	27,035 "

Also 23 Cows' Udders.

## INSPECTION OF CATTLE PENS.

Number of visits paid during the year	...	...	...	...	4,917
---------------------------------------	-----	-----	-----	-----	-------

## SHOP INSPECTION.

Amount of meat, etc., taken in small quantities and destroyed as unfit for human food	...	...	...	...	2,120	lbs.
Amount of fish (Herrings) taken and destroyed	...	...	...	...	270	lbs.
Number of visits to pork shops and premises where meats are prepared for sale	...	...	...	...	3,297	
„ „ butchers' shops	...	...	...	...	4,980	
„ „ fish and poultry shops	...	...	...	...	2,423	
„ „ fried fish shops	...	...	...	...	1,108	
„ inspections of hawkers' carts and baskets	...	...	...	...	881	

## INSPECTION OF ICE CREAM CARTS, &amp;c.

Number of visits to premises where Ice Cream is manufactured or sold	...	...	...	...	14
--	-----	-----	-----	-----	----

## UNFENCED EXCAVATIONS.

Number of quarries found in an unfenced condition	...	...	...	—
„ Notices served to provide proper fences	...	...	...	—

## SPECIAL COMPLAINTS.

Number of special complaints received and dealt with ... ..	1,272
---	-------

## HOUSES WITH INSUFFICIENT ASHPITS.

Number of houses found without sufficient ashpits or ashbins ...	799
„ offensive ashpits abolished ... ..	65

## PRIVY CONVERSION

Number of offensive privies converted into proper and sufficient water closets ... ..	
---	--

## DRAIN TESTING

Number of houses at which drains or branches have been specially tested by means of smoke or water ... ..	83
---	----

## EXAMINATION OF UNDERGROUND DRAINS.

Number of applications made to Council under Section 41 of the Public Health Act, 1875, to lay bare pipes and traps .. ..	10
---	----

## MARINE STORE INSPECTION.

Number of premises entered on Register ... ..	6
„ inspections ... ..	50
„ offensive conditions discovered at time of visit, and for which notices were served ... ..	—
„ informations laid ... ..	—
„ convictions obtained ... ..	—
„ Magistrates' Orders obtained ... ..	—
Amount of Costs ... ..	—

## PETROLEUM INSPECTION.

Number of persons licensed to store Petrol, etc. ... ..	28
„ inspections ... ..	60
„ contraventions discovered (non-renewal of licenses) ...	5

## INSPECTION OF TENTS, VANS AND SHEDS.

Number of visits paid to encampments and caravans ... ..	151
„ „ military encampments, etc. ... ..	55



## DISINFECTION.

Number of Houses disinfected after fevers	...	...	...	...	308
Rooms	"	"	...	...	751
Houses	"	phthisis	...	...	153
"	"	other diseases	...	...	47
"	"	vermin, etc....	...	...	5
"	Books from Public, Private, or School Libraries disinfected				98
"	Schools disinfected	...	...	...	—

## LIST OF ARTICLES DISINFECTED.

Number of Mattresses	...	...	...	...	206
" Beds	...	...	...	...	538
" Pillows and bolsters	...	...	...	...	1,032
" Blankets	...	...	...	...	765
" Quilts and Eiderdowns	...	...	...	...	515
" Sheets	...	...	...	...	440
" Articles of wearing apparel	...	...	...	...	2,741
" Miscellaneous articles	...	...	...	...	365
Total	...	...	...	...	6,002

The following is a list of the articles destroyed by request of owners after infectious or other diseases :—

Number of Mattresses	...	...	...	...	22
" Beds	...	...	...	...	31
" Pillows and bolsters	...	...	...	...	28
" Blankets	...	...	...	...	7
" Quilts	...	...	...	...	7
" Sheets	...	...	...	...	7
" Articles of wearing apparel	...	...	...	...	43
" Miscellaneous articles	...	...	...	...	27
Total	...	...	...	...	172

## FLUSHING.

The work of flushing the drains from house to house has been continuously carried out by four gangs of men throughout the year.

## HOUSE TO HOUSE WORK.

Number of streets visited	...	...	...	...	3,339
" houses visited	...	...	...	...	52,733
" yard W.C.'s flushed	...	...	...	...	50,660
" yard gullies flushed	...	...	...	...	156,124
" drains found choked	...	...	...	...	4,901
" drains cleared	...	...	...	...	4,752

## SPECIAL FLUSHING IN INFECTIOUS CASES.

Number of streets visited	...	...	...	...	...	...	...	355
" houses visited	...	...	...	...	...	...	...	355
" yard W.C.'s flushed	...	...	...	...	...	...	...	355
" yard gullies flushed	...	...	...	...	...	...	...	1,176
" drains found choked	...	...	...	...	...	...	...	36
" drains cleared	...	...	...	...	...	...	...	35

## FLUSHING OF SCHOOLS, HOSPITALS, ETC.

Number of streets visited	...	...	...	...	...	...	...	80
" schools, public buildings, etc.	...	...	...	...	...	...	...	81
" yard W.C.'s flushed	...	...	...	...	...	...	...	865
" yard gullies flushed	...	...	...	...	...	...	...	3,134
" drains found choked	...	...	...	...	...	...	...	179
" drains cleared	...	...	...	...	...	...	...	179

NUMBER OF PASSAGES SPECIALLY FLUSHED	...	..	...	...	...	...	...	656
--------------------------------------	-----	----	-----	-----	-----	-----	-----	-----






TABLE I.  
Vital Statistics of Whole District during 1915 and five previous Years.

YEAR	Population estimated to Middle of each Year.	BIRTHS.			TOTAL DEATHS REGISTERED IN THE DISTRICT.		TRANSFERABLE DEATHS.†		NETT DEATHS BELONGING TO THE DISTRICT.			
		Un- corrected Number.	Nett.		Number. ★	Rate.	of Non- residents in the District.	of Resi- dents not regis- tered in the District.	Under 1 Year of age		At all Ages.	
			Number.	Rate.					Number. ★	Rate per 1,000 Nett Births.		
1	2	3	4	5	6	7	8	9	10	11	12	13
1910	75,000	1,724	...	22.9	842	11.3	18	64	140	86	888	11.8
1911	79,000	1,735	1,752	22.1	922	11.6	32	110	190	109	1,000	12.6
1912	81,000	1,770	1,791	22.1	848	10.4	33	129	137	76	944	11.6
1913	83,000	1,842	1,863	22.4	915	11.0	56	131	150	80	990	11.8
1914	85,000	1,825	1,842	21.7	1,008	11.8	45	126	167	90	1,089	12.8
1915	Civil 85,000	1,754	1,774	20.8	1,010	11.8	50	149	143	80	1,109	13.0
	19.7			11.2		12.3						

NOTES.—This Table is arranged to shew the gross births and deaths in the district, and the births and deaths properly belonging to it with the corresponding rates. The rates are calculated per 1000 of the estimated gross population.

\* In Column 6 are included the whole of the deaths registered during the year as having actually occurred within the district, but excluding the deaths of Soldiers and Sailors that occurred in Hospitals and Institutions here.

In column 12 is entered the number in Column 6, corrected by subtraction of the number in Column 8 and by addition of the number in Column 9. Deaths in Column 10 are similarly corrected by subtraction of the number given in Column 9.

† "Transferable Deaths" are deaths of persons who, having a fixed or usual residence in England or Wales, die in a district other than that in which they resided. Previous to 1911 only Institutional Deaths were transferred to us.

Area of District in acres (exclusive of area covered by water), 3,408. Total population at all ages, 78,504 (Census 1911). Total families or separate occupiers, 16,920 (Census 1911). Average number of persons per house, 4.64 (1911 Census).

TABLE II.

## Cases of Infectious Disease in Wallasey notified during the Year 1915.

NOTIFIABLE DISEASE.	CASES NOTIFIED IN WHOLE DISTRICT.										TOTAL CASES NOTIFIED IN EACH WARD.										Total Cases removed to Hospital.
	At Ages—Years.							Total Cases notified in each ward.													
	At all ages	Under 1.	1 to 3.	3 to 5.	5 to 13.	13 to 15.	15 to 23.	23 to 45.	45 to 65.	65 & upwards	1	2	3	4	5	6	7	8	9	10	
Small-pox ... ..	...	...	...	...	...	...	...	...	...	...	...	...	...	...	...	...	...	...	...	...	...
Cholera ... ..	...	...	...	...	...	...	...	...	...	...	...	...	...	...	...	...	...	...	...	...	...
Plague ... ..	...	...	...	...	...	...	...	...	...	...	...	...	...	...	...	...	...	...	...	...	...
Diphtheria (including Mem- branous Group) ... ..	89	2	19	56	6	6	5	1	...	3	9	11	15	7	14	11	6	3	10	54	
Erysipelas ... ..	34	1	...	3	2	2	9	18	1	1	6	5	6	3	2	1	2	...	8	1	
Scarlet Fever ... ..	210	...	37	154	10	10	8	1	...	29	29	22	15	16	17	7	15	31	29	90	
Typhus Fever ... ..	...	...	...	...	...	...	...	...	...	...	...	...	...	...	...	...	...	...	...	...	
Enteric Fever ... ..	14	...	...	4	2	2	6	2	...	3	1	3	1	2	1	1	...	...	2	9	
Relapsing Fever ... ..	...	...	...	...	...	...	...	...	...	...	...	...	...	...	...	...	...	...	...	...	
Continued Fever ... ..	...	...	...	...	...	...	...	...	...	...	...	...	...	...	...	...	...	...	...	...	
Puerperal Fever ... ..	3	...	...	...	...	...	3	...	...	...	1	...	1	...	1	...	...	...	...	...	
Cerebro-spinal Meningitis ..	1	...	1	...	...	...	...	...	...	...	1	...	...	...	...	...	...	...	...	...	
Poliomyelitis ... ..	...	...	...	...	...	...	...	...	...	...	...	...	...	...	...	...	...	...	...	...	
Ophthalmia Neonatorum...	8	8	...	...	...	...	...	...	...	1	1	1	1	...	...	1	1	1	1	...	
Pulmonary Tuberculosis ...	130	...	1	17	24	24	64	23	1	16	9	11	8	10	16	19	10	17	14	70	
Other forms of Tuberculosis	39	1	7	21	4	4	6	...	...	2	4	3	1	3	5	3	3	3	12	2+	
Other Diseases ... ..	...	...	...	...	...	...	...	...	...	...	...	...	...	...	...	...	...	...	...	3	
Totals ... ..	528	12	45	255	48	101	45	2	2	55	61	56	48	41	56	43	37	55	76	229+	

Isolation Hospitals: Mill Lane Hospital \* (Poulton); Leasowe Road Small-pox Hospital † (Wallasey); Mill Lane Sanatorium (Poulton).

\* Total available beds, 90. † Total available beds, 20. A new Phthisis Pavilion with 22 beds, completed early in 1916. ‡ Includes 2 to Heswall.



TABLE III.

## Causes of, and Ages at, Death in Wallasey during Year 1915.

CAUSES OF DEATH.	SEXES.		Net Deaths at the subjoined ages of "Residents" whether occurring in or beyond the District.										Total Deaths whether of "Residents" or "Non-Residents" in Public Institutions in the District.	DEATHS IN THE WARDS.										DEATHS IN PUBLIC INSTITUTIONS.																																																																																																																																																																																																																																																																																																																																																																																																																																																																																																																																																																																																																																																																																																																																																																																																																																																																																																																																																																																																																																																																																																																																																																																																																																																																																																																																																																																																																																																						
	M.	F.	Total All Ages.	Under 1 year.	1 and under 2.	2 and under 5.	5 and under 15.	15 and under 25.	25 and under 45.	45 and under 65.	65 and up wards.	11		1	2	3	4	5	6	7	8	9	10																																																																																																																																																																																																																																																																																																																																																																																																																																																																																																																																																																																																																																																																																																																																																																																																																																																																																																																																																																																																																																																																																																																																																																																																																																																																																																																																																																																																																																																							
All causes (Certified & Uncertified)	547	562	1109	143	30	30	54	40	145	280	387	109	119	101	98	118	78	106	117	115	128	129																																																																																																																																																																																																																																																																																																																																																																																																																																																																																																																																																																																																																																																																																																																																																																																																																																																																																																																																																																																																																																																																																																																																																																																																																																																																																																																																																																																																																																																								

DEATHS IN PUBLIC INSTITUTIONS.

RED CROSS HOSPITAL:—	1	242
Residents	...	...
Non-Residents	...	...
TOTAL	...	...
VICTORIA HOSPITAL:—	73	10
Residents	...	...
Non-Residents	...	...
WALLASEY COTTAGE HOSPITAL:—	10	10
Residents	...	...
Non-Residents	...	...
WORKHOUSE ... outside the Borough	85	47
OTHER INSTITUTIONS	...	...
MILL LANE HOSPITAL:—	15	1
Residents	...	...
Non-Residents	...	...

21

21









