

**[Report 1947] / Medical Officer of Health, Tynemouth County Borough.**

**Contributors**

Tynemouth (England). County Borough Council.

**Publication/Creation**

1947

**Persistent URL**

<https://wellcomecollection.org/works/fz48qujt>

**License and attribution**

You have permission to make copies of this work under a Creative Commons, Attribution license.

This licence permits unrestricted use, distribution, and reproduction in any medium, provided the original author and source are credited. See the Legal Code for further information.

Image source should be attributed as specified in the full catalogue record. If no source is given the image should be attributed to Wellcome Collection.



Wellcome Collection  
183 Euston Road  
London NW1 2BE UK  
T +44 (0)20 7611 8722  
E [library@wellcomecollection.org](mailto:library@wellcomecollection.org)  
<https://wellcomecollection.org>




COUNTY BOROUGH OF TYNEMOUTH

---

SIXTY-SEVENTH  
ANNUAL REPORT  
OF THE  
Medical Officer of Health  
1947.

O.N. 11236/5/48. 200B/85UB.

J. W. Moore Ltd., Printers, Charlotte Street, North Shields.








COUNTY BOROUGH OF TYNEMOUTH

---

SIXTY-SEVENTH  
**ANNUAL REPORT**  
OF THE  
**Medical Officer of Health**  
1947.





Digitized by the Internet Archive  
in 2018 with funding from  
Wellcome Library

<https://archive.org/details/b30198987>

**County Borough of Tynemouth,  
HEALTH COMMITTEE.**

THE MAYOR—Councillor F. J. MAVIN.

**Chairman :**  
Councillor W. LITTLE.

**Deputy Chairman :**  
Councillor Mrs. A. SOUTHWORTH.

**Members :**

Alderman	Mrs. FRATER, J.P.*	Councillor	FORSTER.
„	Harrison, J.P.†	„	Hailes.
„	JACKSON, J.P.	„	MORALEE.
„	PARK, J.P.	„	PARK.‡
Councillor	BALLS, Miss N.	„	RICHARDSON.
„	BARBER, Mrs. M.	„	RUTHERFORD.
„	CHEYNE.	„	VELLA.§
„	DOLBY, Mrs. E. R.		

\* Resigned 18.2.1947.

‡ Appointed 22.4.1947.

† Died 8.2.1947.

§ Appointed 26.3.1947.

R. H. DAWSON, M.B., CH.B., D.P.H. (Edinburgh).

**Medical Officer of Health,  
Chief Medical Adviser to the Local Authority,  
Chief Medical Officer to the Education Authority,  
Administrative Tuberculosis Officer,  
Chief Medical Superintendent of Infectious Diseases Hospital,  
Frater Maternity Home  
and  
Vaccination Officer.**

# STAFF OF THE PUBLIC HEALTH DEPARTMENT.

—:o:—

<b>Medical Officer of Health :</b>	R. H. DAWSON, M.B., Ch.B., D.P.H.
Deputy Medical Officer of Health :	R. M. WHITE, M.B., Ch.B., D.P.H.
Maternity and Child Welfare Medical Officer :	MARGARET B. STEEL, M.B., Ch.B., D.P.H.
Assistant Medical Officer of Health (Schools) :	A. G. SCOTT, M.B., Ch.B., D.P.H. (Appointed 1-9-47).
Senior Sanitary Inspector :	C. A. MURRAY, Cert. S.I.B., Cert. Meat Inspection.
Deputy Senior Sanitary Inspector :	J. E. HALL, Cert. R.S.I., Cert. Meat Inspection.
Sanitary Inspectors :	L. MORALEE, Cert. R.S.I. G. G. STANLEY, Cert. R.S.I., Cert. Meat Inspection. (Resigned 29-9-47). S. WHITFIELD, Cert. R.S.I., Cert. Meat Inspection. R. C. NICHOLSON, Cert. R.S.I. (Appointed 18-12-47).
Tuberculosis Health Visitors :	M. IRVING, S.R.N., S.C.M.
Maternity and Child Welfare Health Visitors :	A. TINDLE, S.R.N., S.C.M. E. MARSHALL, H.V. Cert., S.R.N., S.C.M. V. PARKER, H.V. Cert., S.C.M. I. GREEN, H.V. Cert., S.R.N., S.C.M. E. STEVENSON, H.V. Cert., S.R.N., S.C.M. M. BATEY, H.V. Cert., S.R.N., S.C.M.
Chief Clerk :	W. R. MILLER
Senior Clerk :	G. G. ELLIS.
Clerks :	B. O. BLAGBURN E. McNEIL
Senior Typist :	Miss M. LAMBERT.
Junior Typists :	Miss J. BLACK. Miss M. KASSELL.
Messenger :	J. BROWN.
Disinfector:	B. NEWHAM
<b>Moor Park Hospital :</b>	
Matron :	Miss K. ROBINSON.
<b>Frater Maternity Home :</b>	
Matron (Part-time) :	Miss C. CORNEY.
Sister :	M. HYSLOP, S.C.M.
<b>Lovaine Day Nursery</b>	
Matron :	E. HAWKES, S.R.N., R.F.N.
<b>Municipal Midwives :</b>	E. FAETHORPE, S.C.M. M. HALL, S.R.N., S.C.M. M. HAWKES, S.C.M. H. HOROBIN, S.R.N., S.C.M. (Resigned 14-8-47). M. KANE, S.C.M. E. MOONEY, S.C.M. G. SMILES, S.C.M. (Temp.). M. MARTIN, S.C.M. N. TEMPERLEY, S.R.N., S.C.M. (Appointed 22-12-47). T. M. RAMSHAW, S.C.M. (Appointed 3-11-47).



PUBLIC HEALTH DEPARTMENT,  
TYNEMOUTH.  
May, 1948.

*To The Mayor, Aldermen and Councillors,  
of the County Borough of Tynemouth.*

YOUR WORSHIP, LADIES AND GENTLEMEN,

I have the honour to present my Annual Report upon the Health and Sanitary conditions of this Borough for the year 1947.

Whilst fuller details are given throughout the pages of this report, I wish to draw your attention to certain of the main features of the Vital Statistics of the Borough.

The Birth Rate of 22.02 per thousand of the population shows an increase over that of 1946 (21.32) and is the highest recorded Birth Rate since 1924 (23.06).

The Death Rate has again dropped from 12.47 per thousand of the population in 1946 to 11.86 in 1947. This is the lowest Death Rate since 1936 (11.57).

Notifications of new cases of Tuberculosis showed an increase, there being 100 cases in 1947 as against 86 in 1946, and, although the incidence of Tuberculosis tends to increase during war and immediate post-war years, it is of interest to note that the figure for the year 1919 was 152.

At December 1947 approximately 71% of the child population had been immunised against Diphtheria, and there were no deaths from the disease during the year.

The routine Sanitary Inspection has been maintained throughout the year as will be seen from a study of the Senior Sanitary Inspector's Report commencing at page 34.

In conclusion, I wish to take this opportunity of expressing my thanks to the Chairman and Members of the Health Committee, and to all members of my staff for their valuable support and keen interest taken in the general administration of the Department.

I have the honour to remain,

Your obedient Servant,

R. H. DAWSON,

*Medical Officer of Health.*

THE HISTORY OF THE  
REPUBLIC OF THE UNITED STATES

1789-1800

The first of the great events of the American Revolution was the signing of the Declaration of Independence on July 4, 1776. This document declared the thirteen colonies to be free and independent states, no longer subject to British rule.

The second great event was the signing of the Constitution on September 17, 1787. This document established the framework for the federal government and the rights of the states.

The third great event was the signing of the Treaty of Paris on September 3, 1783. This treaty ended the Revolutionary War and recognized the independence of the United States.

The fourth great event was the signing of the Treaty of Madsen on September 17, 1787. This treaty established the boundaries of the United States and the rights of the states.

The fifth great event was the signing of the Treaty of Madsen on September 17, 1787. This treaty established the boundaries of the United States and the rights of the states.

The sixth great event was the signing of the Treaty of Madsen on September 17, 1787. This treaty established the boundaries of the United States and the rights of the states.

The seventh great event was the signing of the Treaty of Madsen on September 17, 1787. This treaty established the boundaries of the United States and the rights of the states.

The eighth great event was the signing of the Treaty of Madsen on September 17, 1787. This treaty established the boundaries of the United States and the rights of the states.

The ninth great event was the signing of the Treaty of Madsen on September 17, 1787. This treaty established the boundaries of the United States and the rights of the states.

The tenth great event was the signing of the Treaty of Madsen on September 17, 1787. This treaty established the boundaries of the United States and the rights of the states.

The eleventh great event was the signing of the Treaty of Madsen on September 17, 1787. This treaty established the boundaries of the United States and the rights of the states.

# ANNUAL REPORT, 1947.

## STATISTICAL AND SOCIAL CONDITIONS OF THE AREA.

### SOCIAL CONDITIONS.

Area (Acres) (Exclusive of 80 Acres covered by inland water)...	4,604
Population (1931 Census) ... ..	64,922
Population (Estimated 1947 by Registrar General) ... ..	65,070
Total dwellings (occupied and vacant) 1931 census ... ..	13,635
Number of private families therein. 1931 Census ... ..	16,079
"    "    "    "    "    "    1947 Register ... ..	19,191
Average number of persons per family. 1931 Census ... ..	3.86
"    "    "    "    "    "    1947 Register ... ..	3.32
Rateable Value (1st April, 1947) ... ..	£440,807
Sum represented by a penny rate (31-3-47) ... ..	£1,686
Amount expended in out-relief 1947 ... ..	£19,242

### VITAL STATISTICS FOR THE YEAR 1947.

#### Marriages and Births.

Number of Marriages ... ..	671
Total LIVE BIRTHS (Registrar General's figures) ... ..	1,433

Compiled as follows :—

	<i>Males.</i>	<i>Females.</i>
Legitimate ... ..	667	689
Illegitimate ... ..	41	36
	<hr/> 708	<hr/> 725

The NETT TOTAL BIRTHS assignable to the Borough as above (1,433) gives an ANNUAL LIVE BIRTH RATE of 22.02 per 1,000 of the population.

The LIVE BIRTH RATE for England and Wales was 20.5 per 1,000 of the population.



STILLBIRTHS during the year totalled ... .. 39

Compiled as follows :—

		<i>Males.</i>	<i>Females.</i>
Legitimate	... ..	18	17
Illegitimate	... ..	3	1
		<hr/> 21	<hr/> 18

The STILLBIRTH RATE for the Borough was 27.21 per 1,000 live births.

The STILLBIRTH RATE per 1,000 of the population for the Borough equalled 0.59.

The STILLBIRTH RATE per 1,000 of the population for England and Wales equalled 0.50.

The Percentage of ILLEGITIMATE LIVE BIRTHS to the total live births for the Borough equalled 5.37.

### DEATHS.

DEATHS assignable to the Borough during the year totalled ... 772

Compiled as follows :—

<i>Males.</i>	<i>Females.</i>
405	367

The DEATH RATE per 1,000 of the population for the Borough equalled 11.86.

The DEATH RATES per 1,000 of the population for England and Wales, and the Great Towns were 12.0 and 13.0 respectively.

### INSTITUTIONAL DEATHS.

Deaths of persons belonging to the Borough which occurred in PUBLIC INSTITUTIONS were as follows :— ... ..

Preston Hospital	... ..	173
Tynemouth Victoria Jubilee Infirmary	... ..	44
Frater Maternity Home	... ..	Nil
Moor Park Isolation Hospital	... ..	10
Grosvenor Nursing Home...	... ..	Nil
Priory Nursing Home	... ..	3
Other Institutions outside the Borough....		49
		<hr/> 279

36.14% of all deaths of residents of the Borough took place in Public Institutions.

# **PRINCIPAL CERTIFIABLE CAUSES OF DEATH.**

	No. of Deaths.	Proportion of Deaths per 1,000 Deaths from all causes.
<b>Diseases of Circulatory System.</b>		
Disease of the heart ... ..	237	307.00
Intra-cranial Vascular Lesions	86	111.40
Other Circulatory Diseases ...	20	25.90
<b>Respiratory Diseases.</b>		
Pneumonia ... ..	32	41.45
Influenza ... ..	4	5.19
Bronchitis ... ..	21	27.20
Other Respiratory Diseases ...	12	15.54
<b>Tuberculosis.</b>		
All forms ... ..	62	80.31
<b>Cancer and Malignant Diseases.</b>		
All forms ... ..	114	147.66
Deaths from all causes	Total 772	

## **MATERNAL MORTALITY.**

5 MATERNAL DEATHS occurred during the year, giving a mortality rate of 3.39 per 1,000 live and still births.

### **COMPARATIVE TABLE OF MATERNAL DEATHS FOR PAST 10 YEARS.**

Year.	Births.	Birth Rate.	TYNEMOUTH.		England and Wales Maternal Mortality per 1,000 live and stillbirths.
			No. of Maternal Deaths (R.G.)	Maternal Mortality per 1,000 live and stillbirths.	
1938	1,104	16.60	5	4.50	3.08
1939	1,119	16.70	2	1.74	2.93
1940	1,060	17.74	6	5.47	2.16
1941	897	15.95	3	3.21	3.87
1942	908	16.97	2	2.08	2.08
1943	1,019	19.45	2	1.96	2.29
1944	1,252	21.90	0	0.00	1.93
1945	1,144	19.47	2	1.75	1.79
1946	1,358	21.32	0	0.00	1.43
1947	1,433	22.02	5	3.39	1.17
Average*	1,129	18.81	2.7	2.41	2.27

\* Mean of 10 years.



A five-yearly average, set out below, shows the progressive decline in the number of Maternal Deaths, due in large measure to the introduction of the Municipal Midwifery Scheme in 1937, with the consequent early detection of abnormalities of pregnancy :

<i>Period.</i>					<i>Average.</i>
1910/14	...	...	...	...	8.8
1915/19	...	...	...	...	8.0
1920/24	...	...	...	...	4.8
1925/29	...	...	...	...	5.8
1930/34	...	...	...	...	6.2
1935/39	...	...	...	...	3.2
1940/44	...	...	...	...	2.6

In 1945, 1946 and 1947, there was a total of seven Maternal Deaths which gives a five-yearly average of 2.3.

#### **NEO-NATAL MORTALITY.**

35 NEO-NATAL DEATHS gave a Mortality Rate (of infants under one month of age per 1,000 live births), of 24.42. 23 of these deaths occurred in Institutions.

#### **INFANTILE MORTALITY RATES OF CHILDREN UNDER ONE YEAR OF AGE.**

Deaths of infants under one year of age totalled 80, which gives an INFANTILE MORTALITY RATE of 55.82 deaths per 1,000 live births.

The INFANTILE MORTALITY RATES for England and Wales and for the Great Towns were 41 and 47 respectively.

Death Rates of Legitimate Infants, per 1,000 legitimate  
live births ... .. 53.03

Death Rates of Illegitimate Infants, per 1,000 illegitimate  
live births ... .. 51.94



### SEPARATE OCCUPIERS.

In October, 1947, lists of Separate Occupiers were compiled from information obtained from the Civilian Residence Register, and I set out below details shown in Wards.

<i>Ward.</i>	<i>Number of Separate Occupiers.</i>			
Chirton ... ..	...	...	...	2,484
Collingwood ... ..	...	...	...	2,004
Cullercoats ... ..	...	...	...	1,690
Dockwray ... ..	...	...	...	2,216
Linskill ... ..	...	...	...	2,055
Percy ... ..	...	...	...	2,427
Preston ... ..	...	...	...	1,927
Trinity ... ..	...	...	...	2,384
Tynemouth ... ..	...	...	...	2,004

Based on the Registrar-General's estimated population, as at mid-year 1946, *i.e.* 63,690, the total Separate Occupiers amounted to 19,191 and this gave a local average of 3.32 persons per family.

## GENERAL PROVISION OF HEALTH SERVICES FOR THE AREA.

### MEDICAL PRACTITIONERS.

There are 21 doctors resident in the County Borough of Tynemouth who are engaged in private practice.

The following is a table of Statistics relating to the Borough since its incorporation in 1849, illustrating the increase in population and decrease in both birth and death rates.

Year.	Population.	Nett Deaths.	Death Rate per 1,000 of Population.	Nett Births.	Birth Rates per 1,000 of Population.
1849	28,448	—	—	—	—
1871	38,941	—	—	—	—
1873	39,923	929	23.3	1,557	39.0
1874	40,424	1,075	26.6	1,542	38.1
1875	40,932	963	23.5	1,607	39.2
1880	43,533	928	21.3	1,521	34.9
1885	46,600	960	20.2	1,612	33.9
1890	46,403	973	20.9	1,533	33.0
1895	48,632	984	20.2	1,533	31.5
1900	51,038	1,074	21.0	1,649	32.3
1901	51,520	1,007	19.5	1,780	34.5
1902	52,224	1,009	19.3	1,753	33.5
1903	52,938	969	18.3	1,734	32.7
1904	53,661	1,031	19.2	1,851	34.5
1905	54,394	1,066	19.6	1,775	32.6
1906	55,137	1,022	18.5	1,759	31.8
1907	55,891	926	16.5	1,796	32.1
1908	56,654	951	16.8	1,896	33.4
1909	57,428	958	16.7	1,874	32.6
1910	58,223	971	16.6	1,788	30.7
1911	59,008	927	15.7	1,653	28.0
1912	59,809	957	16.0	1,734	28.9
1913	60,601	951	15.6	1,748	28.8
1914	60,688	992	16.3	1,736	28.6
1915	58,199	1,038	17.8	1,549	26.6
1916	57,192	968	16.9	1,573	25.2
1917	57,591	895	15.5	1,416	22.0
1918	55,758	1,141	20.4	1,471	23.5
1919	58,007	1,064	18.3	1,613	26.5
1920	60,541	956	15.8	1,947	32.1
1921	63,900	877	13.7	1,708	26.7
1922	64,640	855	13.2	1,618	25.03
1923	65,330	833	12.75	1,576	24.12
1924	65,940	900	13.64	1,521	23.06
1925	66,180	901	13.61	1,452	21.94
1926	66,560	766	11.5	1,341	20.14
1927	67,080	863	12.86	1,337	19.93
1928	66,030	833	12.62	1,252	18.9
1929	65,880	862	13.08	1,203	18.26
1930	65,880	787	11.94	1,280	19.41
1931	64,720	814	12.57	1,276	19.71
1932	65,630	748	11.4	1,238	18.86
1933	65,770	873	13.27	1,135	17.25
1934	65,950	840	12.73	1,172	17.77
1935	67,350	824	12.23	1,201	17.38
1936	66,800	773	11.57	1,209	18.1
1937	66,880	858	12.83	1,087	16.25
1938	66,510	797	11.98	1,104	16.6
1939	65,220	792	12.14	1,119	16.7
1940	59,730	840	14.06	1,060	17.74
1941	56,240	1,066	18.95	897	15.95
1942	53,500	787	14.71	908	16.97
1943	52,370	780	14.89	1,019	19.45
1944	57,100	816	14.29	1,252	21.90
1945	58,760	797	13.56	1,144	19.47
1946	63,690	796	12.47	1,358	21.32
1947	65,070	772	11.86	1,433	22.02



## LABORATORY FACILITIES.

All Pathological specimens were examined at the Medical Research Council's Laboratory, Newcastle, and the Northumberland County Council's Laboratory, at Newburn.

Details of specimens examined are as follows :—

(1) Swabs for C. Diphtheria .....	259
(2) Throat Swabs for Streptococci .....	24
(3) Sputum for Tubercle Bacilli .....	391
(4) Blood for Widal Reaction .....	5
(5) Excreta for enteric and dysenteric organisms .....	44
(6) Ante-Natal Blood Tests for Wassermann Reaction ...	1,296
(7) Miscellaneous Examinations.....	73
Total.....	<u>2,092</u>

In November, 1947, the Pathological Laboratory at the Public Health Department, North Shields, was re-opened for the examination of throat swabs only, 21 of which had been investigated by the end of the year.

## HOSPITALS AND INSTITUTIONS.

### FACILITIES AVAILABLE AT HOSPITALS IN THE COUNTY BOROUGH OF TYNEMOUTH.

#### Preston Hospital.

An agreement as to joint usage of this Hospital with the Northumberland County Council is operative until 1950.

The figures given below show the number of patients treated, and the nature of the disease dealt with, in Preston Hospital, during the year 1947, and relate to all patients admitted from both the County Borough of Tynemouth, and the County Council of Northumberland.

#### Preston Hospital—General Statistics.

Number of beds available ... ..	439
Number of patients admitted during the year ... ..	4,243
Number of patients discharged and died ... ..	4,233
Number of deaths during the year ... ..	380
Average number of beds occupied ... ..	239
Number of patients seen at Venereal Diseases Clinic ... ..	734
Number of attendances at V.D. out-patient department... ..	10,458
Number of surgical operations under general anaesthetic ... ..	859



**Preston Hospital.**

	C.B.	C.C.	Total.
Number of children, including children suffering from Tuberculosis, admitted from 1/1/47 to 31/12/47 ... ..	602	401	1,003
Number of Maternity Patients admitted from 1/1/47 to 31/12/47 ... ..	539	359	898
Number of patients seen ante-natally ... ..	535	315	850
Total number of visits by ante-natal patients ...	3,284	1,656	4,940
Number of X-Ray Examinations ... ..	...	...	2,083

**Statistical Table relating to In-Patients from Tynemouth County Borough and Northumberland County Council from 1st January to 31st December, 1947.**

	County Borough.	County Council.
1. Total number of admissions ... ..	2,350	1,893
2. Number of women confined in Hospital ...	539	359
3. Number of live births ... ..	856	
4. Number of stillbirths ... ..	17	5
5. Number of deaths among newborn (In Hosp.) (i.e. under four weeks old) ... (Others)	42	—
6. Total number of deaths among children under one year ... ..	48	
7. Number of Maternal Deaths ... ..	5	—
8. Total number of deaths ... ..	380	
9. Number of patients discharged ... ..	3,853	
10. Number of beds occupied :—		
(a) Average during period ... ..	239	
(b) Highest—on 29/5/47 ... ..	271	
(c) Lowest—on 12/11/47 ... ..	214	
11. Number of surgical operations under general anaesthetic (excluding dental operations) ...	859	
12. Number of abdominal sections... ..	313	

**Tynemouth Victoria Jubilee Infirmary.**

The following is a summary of the work performed in the Infirmary during 1947.

Total patients treated ... ..	10,440
(In-patients 1,981 ; Out-patients 8,459).	
Operations under general anaesthesia ... ..	3,087
Patients treated in Massage and Electrical Department (11,394 visits) ... ..	658
Examinations in X-Ray Department ... ..	8,397
Specimens Examined in Laboratory ... ..	45

### Frater Maternity Home.

This Maternity Home is under the control of the Public Health Committee, and is administered in co-operation with the Tynemouth Victoria Jubilee Infirmary, one Matron acting for both Institutions. General Practitioners attend their own patients in the Home.

105 patients were admitted during the year, resulting in 104 confinements, 1 of which was a stillbirth.

Average duration of residence per patient was 12.10 days. Medical Aid was summoned in 22 cases. There were no Maternal Deaths in the Home during the year. Number of infant deaths within 10 days of birth, nil.

### Balkwell Smallpox Hospital.

This Hospital, which was a temporary building completed in 1925, was demolished in the early part of the year 1947, to make way for the further development of the Council's Housing Programme. Arrangements have been entered into with Newcastle-on-Tyne Corporation to isolate in their Infectious Diseases Hospital at Walker Gate any cases of smallpox occurring in Tynemouth County Borough.

### Moor Park Hospital.

TABLE SHOWING ADMISSION, DISCHARGES AND DEATHS DURING 1947.

Disease.	Patients in Hospital on 1/1/47.	Admitted.	Discharged.	Died.	Remaining in Hospital, 31/12/47.
Diphtheria ...	2	10	11	—	1
Scarlet Fever ...	1	21	14	—	8
Tuberculosis ...	7	52	30	10	19
Enteric Fever ...	1	1	2	—	—
Measles ...	4	2	6	—	—
Other Cases ...	—	3	3	—	—
Totals ...	15	*89	66	10	28

\* Of the 89 cases admitted during the year, 9 were Service Cases of Tuberculosis.

The total number of days spent in hospital by patients during the year was 7,162 or an average of 68.86 days per patient.

### REGISTRATION OF NURSING HOMES.

There is 1 Nursing Home in the Borough registered under the Public Health Act, 1936. Beds available in this home total 18.

The Registration Certificate of a second Nursing Home was surrendered in May, 1947, the Home closing owing to shortage of Nursing Staff.



# **INSTITUTIONAL PROVISION FOR UNMARRIED MOTHERS AND ILLEGITIMATE INFANTS, HOMELESS CHILDREN, AND OTHER CHILDREN.**

Under the above provisions, the following work was done during the year.

**Tynemouth Moral Welfare Association.** (Voluntary—Subsidised by Council). Cases investigated 76. Cases placed in homes 9. 1,237 visits were paid and received.

## **Public Assistance Committee, Tynemouth County Borough.**

Admitted to Homes:—Orphans 2; Illegitimate Children 2; Deserted 1; Others 52; Total 57.

Admitted to Institution:—Unmarried Mothers 12; Illegitimate Children 21; Total 33.

# **INSTITUTIONAL PROVISION FOR THE CARE OF MENTAL DEFECTIVES.**

The following table shows the Institutions used by the Local Authority and the number of patients under treatment at the 31st December, 1947.

		Prudhoe Hall Colony. Northumb'land N.E. Co. Boro Joint Board.	Harton Poor Law Institution. South Shields Co. Boro.	Rampton State Institution. Retford Board of Control for Violent Cases.	Durran Hill House, Carlisle. R.C. Certified Institution.	Mosside State Inst'n., Maghull, Liverpool, Board of Control for Violent Cases.
Feeble-minded	M.	29	2	1	—	2
	F.	22	—	1	—	—
Imbeciles	M.	12	2	—	—	—
	F.	6	—	—	1	—
Idiots	M.	2	—	—	—	—
	F.	1	—	—	—	—

Mental Defectives are also admitted from time to time to Preston Road Institution, North Shields as a "place of safety" pending removal to an approved Institution.

In addition the following cases are under Statutory Supervision:—

Males 44; Females 43; (Together with 14 cases on leave of absence on licence in the Borough). There are also 3 cases under Guardianship in the Borough.

## **BLIND PERSONS.**

The total number of blind persons on the Register at the end of the year was 143. Under Section 176 of the Public Health Act, 1936, for the prevention of blindness and for the treatment of eye diseases or injury, 17 primary examinations were carried out, 13 of these cases were found to be blind within the meaning of the Blind Persons Act and 4 were found to be not blind. 5 re-examinations were made and none of these cases were de-certified.



## METEOROLOGY.

Air Temperatures, Rainfall and Hours of Sunshine.

LAT. 55° 1' N.

LONG. 1° 25' W.

1947.	Air Temperature in Degrees Fahrenheit.		Rainfall.		Sunshine.	
	Absolute.		Total Fall.	Percentage of average.	Daily Mean.	Percentage of possible.
	Max.	Min.	ins.	%	Hrs.	%
January ...	55	26	1.35	83	—	—
February ...	39	20	2.48	181	1.72	18
March ...	50	18	3.92	217	—	—
April ...	63	32	2.27	160	5.53	39
May ...	66	39	2.06	104	5.52	34
June ...	70	45	2.01	101	4.34	25
July ...	75	47	3.44	143	5.41	32
August ...	69	52	0.15	0.11	5.87	39
September ...	73	39	1.49	83	5.09	40
October ...	69	40	0.31	10	2.63	25
November ...	61	26	2.28	107	3.20	38
December ...	53	22	1.45	66	1.01	14

## MATERNITY AND CHILD WELFARE.

MARGARET B. STEEL, M.B., Ch.B., D.P.H.,  
Maternity and Child Welfare Medical Officer.

### MUNICIPAL MIDWIFERY SERVICE.

This scheme, instituted in accordance with the provisions of the Midwives Act, 1936, has continued to give satisfactory service throughout the period under review, during which time 496 births were attended by Municipal Midwives.

The daily Ante-Natal Clinics, held at the Public Health Department, at which the Municipal Midwives attend on set days for the convenience of their own patients, were well attended, and a total of 617 new cases were examined. Abnormalities found to be present in the condition of a patient are immediately reported by the Maternity and Child Welfare Medical Officer to the patient's own medical practitioner, and during 1947 there were 26 such cases reported.

Ante-Natal Clinics were also held at the Tynemouth Victoria Jubilee Infirmary, and at Preston Hospital, for the convenience of patients booking at these Institutions, and the following table shows the total Ante-Natal Clinical Attendances for the year.

Centre.	Total New Cases.	Total Attendances.	Average Attendances.
Municipal Clinic ...	617	3,614	5.85
Preston Hospital ...	850	4,940	5.81
T.V.J. Infirmary ...	64	284	4.44
Totals ...	1,531	8,838	5.77

48 Midwives notified their intention to practice in the County Borough of Tynemouth Area, in addition to the eight Midwives engaged in the Municipal Midwifery Service, and a total of 1,983 cases were attended, 602 of which were attended as Maternity Nurse.

A summary of attendances is given below :—

Municipal Midwives attended as	midwife ... ..	463	} 496
" " " "	maternity nurse...	33	
Institutional Midwives	midwife ... ..	823	} 1263
(Preston Hosp, T.V.J.I. and Frater Home)	maternity nurse...	440	
Private Midwives	midwife ... ..	95	} 224
" " " "	maternity nurse...	129	



**MEDICAL AID.**

In accordance with the regulations of the Central Midwives' Board, Medical Aid was summoned in 171 cases, 141 for the Mother, and 30 for the Child.

**NOTIFICATION OF BIRTHS.**

A total of 1,983 births including non-residents were registered during the year (1,929 live and 54 stillbirths), and were notified as follows:—

Notified by Doctors ...	...	...	107
Notified by Midwives ...	...	...	1,874
Notified by Others ...	...	...	2

14 births were not notified, but immediately on the requirements of the Notification of Births Act being brought to the notice of the persons concerned, these were officially intimated.

**PUERPERAL PYREXIA.**

1 case was notified during the year and was admitted to Hospital.

Of the total cases notified:—

Nil were attended at birth by Midwives.

1 was „ „ „ a Doctor.

None attended Ante-Natal Clinics.

**POST-NATAL CLINICS.**

No special Post-Natal Clinics are held at the Public Health Department, as patients prefer to attend the Child Welfare Clinics held three times per week, during the afternoon, when they attend with their children. Opportunity has been given during the past year for mothers to make Post-Natal enquiries at these afternoon sessions, and a fair average of cases have been examined, and advice given.

**ULTRA-VIOLET LIGHT CLINICS.**

Clinics are held twice each week at the Public Health Department. Conditions treated during the past year were, Rickets 4; Debility and Anaemia 28; Other Causes 23; a total of 55 cases, who made 1,186 attendances.

**MILK (MOTHERS AND CHILDREN) ORDER.**

A Dried Milk Depot, administered by the Local Authority, and assisted by Voluntary Workers, is in operation, and provides for necessitous pregnant and nursing mothers, and children under 1 year of age. During the year a total of 31,248 lbs. of Dried Milk was distributed at cost price.

The total amount expended by the Local Authority on the purchase of Dried Milk during the year was £3,634. 13s. 6d. In addition under the National Dried Milk Scheme 30,106-20 oz. tins were distributed.

12,650 bottles of Cod Liver Oil, 42,109 bottles of Orange Juice and 3,154 packets of Cod Liver Oil Capsules, were also distributed.



### **CHILD WELFARE.**

Three Clinics are held weekly at the Public Health Department Central Clinic for the weighing of children and consultations with mothers concerning the child's health and feeding.

In December, 1947, a subsidiary clinic was opened at the Meadow Well School to serve the western districts of the Borough and it is anticipated that early in 1948 a similar clinic will be opened at Cullercoats to meet the needs of the eastern parts of the Borough.

Treatment for ear, nose and throat conditions are now referred to the E.N.T. Hospital, Rye Hill, Newcastle. Treatment for defective vision is given at the Schools' Clinic and facilities are available for the provision of prescriptions for spectacles. At the Tynemouth Victoria Jubilee Infirmary, cases of Dental caries are also treated. Minor operative or any surgical treatment is also available at the Out-Patient Department of this Infirmary.

### **CARE OF PREMATURE INFANTS.**

Out of a total number of 51 notified cases of prematurity (residents only), 37 were born in hospital, where facilities were available for their adequate care.

### **CARE OF ILLEGITIMATE CHILDREN.**

As in previous years special attention has been given by the Health Visiting staff to the close supervision of this class of children. In addition the Visitor of the Tynemouth Moral Welfare Association has devoted much time to the surveillance of homes where there are illegitimate children. (See also under Tynemouth Moral Welfare Association on page 10.).

### **PROMOTION OF CLEANLINESS AMONGST YOUNG CHILDREN.**

Special attention has been given by the Health Visitors and School Nurses to reduce the incidence of Scabies and of verminous conditions. Much work relating to disinfestation of children is carried out regularly at both the Schools Clinic and at the Maternity and Child Welfare Centre.

### **HEALTH VISITING AND INFANT HYGIENE.**

9,387 visits were made by the Health Visitors during the year, and a summary of these visits is given below :—

Infants under 1 year : First visits	1,292	Re-visits	2,547	...	3,839
Infants between one and five years	...	...	...	...	5,522
Ante-Natal Cases Visited	...	...	...	...	26
					<hr/>
					9,387
					<hr/>



The following table shows the number of children on the register and the number of re-visits made during the year in each age group, etc. (Nett live births in the area during 1947 numbered 1,433) :—

Age Periods.	Number on Register, December, 1947.	Number of Re-visits made during 1947, by H.V.	Number of attendances at M. & C.W. Centre.	No. of Cases attending for Medical Inspection during 1947.	No. of attendances for Medical Inspection during 1947.
0-1 year ...	719	2,547	6,273	503	952
1-2 „	983	1,634	1,396	301	555
2-3 „		1,431			
3-4 „		1,228			
4-5 „		1,229			

### INFANT LIFE PROTECTION.

Infant Life Protection is administered by the Health Visiting staff of the Public Health Department who are assisted in this work by 2 Tuberculosis Nurses, and 3 School Nurses.

Total Number of Child Protection Visitors ... .. 10

Number of persons or authorities who were receiving children under nine for reward at the end of the year ... .. 7

Number of Children under nine :—

(i) at the end of the year... .. 15

(ii) who died during the year ... .. Nil.

Adoption of Children (Regulation) Act, 1939.

Number of persons who gave notice under Section 7 (3) during the year ... .. Nil.

Total Number of children “adopted” under the Section during the year ... .. Nil.

Number of such children

(i) Under supervision at the end of the year ... Nil.

(ii) who died during the year ... .. Nil.

### NURSERY SCHOOLS.

There are two Nursery Schools in the Borough, administered by voluntary committees. Both schools have places for 80 children.

A war-time Day Nursery which was opened in 1943 and which has accommodation for 36 pre-school children has been utilised to capacity throughout the year. Daily average attendances 32. Dr. Margaret B. Steel, the M. and C.W. Medical Officer, acts as Honorary Medical Advisor to the three establishments.

**HOUSING ACT, 1936—OVERCROWDING SURVEY.**

A survey of properties in the Borough, carried out in order to ascertain the extent of Overcrowding, was completed in June, 1947.

The over-all percentage of overcrowded properties in the Borough at the time of the Survey was 9.53 per cent, as compared with 8.74 per cent. in 1938, and 4.76 per cent. in 1939.

The detail of the Survey is as follows :—

(a) Total number of separate occupiers				
in the Borough		... Corporation	3,184	
		Private	14,631	
			————	17,815
(b) Number of premises found to be				
overcrowded		... Corporation	873	
		Private	825	
			————	1,698
(c) Degree of Overcrowding.				
Corporation Properties (On bedroom standard only)		...	27.42%	
Private Properties (On total room standard)		...	5.64%	
Total Properties (1,698 families)		...	9.53%	

Whilst the degree of overcrowding in Corporation properties appeared to be high, it is to be borne in mind that the standard recognised by the Ministry of Health for Corporation Properties is higher than that used for the assessment of overcrowding in privately-owned properties, any sleeping accommodation likely to be provided in the living room in the former being excluded from the appropriate standard.

As a means of comparison, I submit details in respect of the overcrowding in the separate wards of the Borough as follows :—

Table "A" —Corporation Properties Only.

Table "B" —Private Properties only.

Table "C" —All Properties.



**TABLE "A"—CORPORATION PROPERTIES ONLY.**

Ward.	Uncrowded.	Overcrowded.	Total.	Percentage.
CHIRTON ... ..	917	352	1269	27.74
COLLINGWOOD... ..	256	26	282	9.22
CULLERCOATS ... ..	41	5	46	10.89
DOCKWRAY ... ..	58	14	72	19.44
LINSKILL ... ..	—	—	—	—
PERCY ... ..	976	463	1439	32.18
PRESTON ... ..	12	2	14	14.29
TRINITY ... ..	5	1	6	16.67
TYNEMOUTH ... ..	46	10	56	17.86
TOTAL ... ..	2311	873	3184	27.42


**TABLE "B"—PRIVATE PROPERTIES ONLY.**

Ward.	Uncrowded.	Overcrowded.	Total.	Percentage.
CHIRTON... ..	1104	48	1152	4.17
COLLINGWOOD... ..	1359	110	1469	7.49
CULLERCOATS ... ..	1514	25	1539	1.62
DOCKWRAY ... ..	1741	177	1918	9.23
LINSKILL ... ..	1776	118	1894	6.23
PERCY ... ..	732	57	789	7.22
PRESTON ... ..	1792	55	1847	2.98
TRINITY ... ..	2024	208	2232	9.32
TYNEMOUTH ... ..	1764	27	1791	1.51
TOTAL ... ..	13806	825	14631	5.64

**TABLE "C"—ALL PROPERTIES.**

Ward.	Uncrowded.	Overcrowded.	Total.	Percentage.
CHIRTON... ..	2021	400	2421	16.52
COLLINGWOOD... ..	1615	136	1751	7.77
CULLERCOATS ... ..	1555	30	1585	1.89
DOCKWRAY ... ..	1799	191	1990	9.60
LINSKILL ... ..	1776	118	1894	6.23
PERCY ... ..	1708	520	2228	23.34
PRESTON ... ..	1804	57	1861	3.06
TRINITY ... ..	2029	209	2238	9.34
TYNEMOUTH ... ..	1810	37	1847	2.00
TOTAL ... ..	16117	1698	17815	9.53

A detailed analysis of the actual Survey returns is presented in the following tables marked "D" (Corporation Properties), "E" (Private Properties) and "F" (Summary). A further table ("G") is given, as a means of comparison with previous Surveys.





No. of persons in Family	TABLE "D."																				OVERCROWDING SURVEY, 1947.																				CORPORATION PROPERTIES.																				Over-crowded	Un-crowded	Total
	"Permitted Number."																																																														
	1	1½	2	2½	3	3½	4	4½	5	5½	6	6½	7	7½	8	8½	9	9½	10	10½	11	11½	12	12½	13	13½	14	14½	15	15½	16	16½	17	17½	18	18½	19	19½	20																								
1	—	—	19	—	—	—	58	—	8	—	—	—	—	—	—	—	—	—	—	—	—	—	—	—	—	—	—	—	—	—	—	—	—	—	—	—	—	—	—	—	85	85																					
1½	—	—	—	—	—	—	2	—	—	—	—	—	—	—	—	—	—	—	—	—	—	—	—	—	—	—	—	—	—	—	—	—	—	—	—	—	—	—	—	—	2	2																					
2	—	—	28	—	—	—	242	—	64	—	—	—	4	—	—	—	—	—	—	—	—	—	—	—	—	—	—	—	—	—	—	—	—	—	—	—	—	—	—	—	338	338																					
2½	—	—	1	—	—	—	64	—	10	—	—	—	1	—	—	—	—	—	—	—	—	—	—	—	—	—	—	—	—	—	—	—	—	—	—	—	—	—	—	1	75	76																					
3	—	—	—	—	—	—	399	—	212	—	—	—	16	—	—	—	—	—	—	—	—	—	—	—	—	—	—	—	—	—	—	—	—	—	—	—	—	—	—	—	627	627																					
3½	—	—	1	—	—	—	130	—	61	—	—	—	4	—	—	—	—	—	—	—	—	—	—	—	—	—	—	—	—	—	—	—	—	—	—	—	—	—	—	1	195	196																					
4	—	—	—	—	—	—	230	—	242	—	—	—	33	—	—	—	—	—	—	—	—	—	—	—	—	—	—	—	—	—	—	—	—	—	—	—	—	—	—	—	505	505																					
4½	—	—	1	—	—	—	87	—	69	—	—	—	6	—	—	—	—	—	—	—	—	—	—	—	—	—	—	—	—	—	—	—	—	—	—	—	—	—	—	88	75	163																					
5	—	—	—	—	—	—	97	—	209	—	—	—	51	—	—	—	—	—	—	—	—	—	—	—	—	—	—	—	—	—	—	—	—	—	—	—	—	—	—	97	260	357																					
5½	—	—	—	—	—	—	51	—	78	—	—	—	18	—	—	—	—	—	—	—	—	—	—	—	—	—	—	—	—	—	—	—	—	—	—	—	—	—	—	129	18	147																					
6	—	—	—	—	—	—	33	—	126	—	—	—	49	—	—	—	—	—	—	—	—	—	—	—	—	—	—	—	—	—	—	—	—	—	—	—	—	—	—	159	49	208																					
6½	—	—	—	—	—	—	13	—	59	—	—	—	27	—	—	—	—	—	—	—	—	—	—	—	—	—	—	—	—	—	—	—	—	—	—	—	—	—	—	72	27	99																					
7	—	—	—	—	—	—	10	—	46	—	—	—	52	—	—	—	—	—	—	—	—	—	—	—	—	—	—	—	—	—	—	—	—	—	—	—	—	—	—	56	52	108																					
7½	—	—	—	—	—	—	1	—	44	—	—	—	29	—	—	—	—	—	—	—	—	—	—	—	—	—	—	—	—	—	—	—	—	—	—	—	—	—	—	74	—	74																					
8	—	—	—	—	—	—	2	—	35	—	—	—	29	—	—	—	1	—	—	—	—	—	—	—	—	—	—	—	—	—	—	—	—	—	—	—	—	—	—	66	1	67																					
8½	—	—	—	—	—	—	—	—	14	—	—	—	21	—	—	—	—	—	—	—	—	—	—	—	—	—	—	—	—	—	—	—	—	—	—	—	—	—	—	35	—	35																					
9	—	—	—	—	—	—	—	—	5	—	—	—	21	—	—	—	2	—	—	—	—	—	—	—	—	—	—	—	—	—	—	—	—	—	—	—	—	—	—	26	2	28																					
9½	—	—	—	—	—	—	2	—	1	—	—	—	20	—	—	—	—	—	—	—	—	—	—	—	—	—	—	—	—	—	—	—	—	—	—	—	—	—	—	23	—	23																					
10	—	—	—	—	—	—	—	—	6	—	—	—	9	—	—	—	3	—	—	—	—	—	—	—	—	—	—	—	—	—	—	—	—	—	—	—	—	—	—	18	—	18																					
10½	—	—	—	—	—	—	—	—	—	—	—	—	8	—	—	—	4	—	—	—	—	—	—	—	—	—	—	—	—	—	—	—	—	—	—	—	—	—	—	12	—	12																					
11	—	—	—	—	—	—	—	—	—	—	—	—	4	—	—	—	2	—	—	—	—	—	—	—	—	—	—	—	—	—	—	—	—	—	—	—	—	—	—	6	—	6																					
11½	—	—	—	—	—	—	—	—	—	—	—	—	1	—	—	—	1	—	—	—	—	—	—	—	—	—	—	—	—	—	—	—	—	—	—	—	—	—	—	2	—	2																					
12	—	—	—	—	—	—	—	—	—	—	—	—	1	—	—	—	1	—	—	—	—	—	—	—	—	—	—	—	—	—	—	—	—	—	—	—	—	—	—	2	—	2																					
12½	—	—	—	—	—	—	—	—	—	—	—	—	3	—	—	—	1	—	—	—	—	—	—	—	—	—	—	—	—	—	—	—	—	—	—	—	—	—	—	4	—	4																					
13	—	—	—	—	—	—	—	—	—	—	—	—	—	—	—	—	—	—	—	—	—	—	—	—	—	—	—	—	—	—	—	—	—	—	—	—	—	—	—	—	—	—																					
13½	—	—	—	—	—	—	—	—	—	—	—	—	—	—	—	—	—	—	—	—	—	—	—	—	—	—	—	—	—	—	—	—	—	—	—	—	—	—	—	—	—	—																					
14	—	—	—	—	—	—	—	—	—	—	—	—	1	—	—	—	—	—	—	—	—	—	—	—	—	—	—	—	—	—	—	—	—	—	—	—	—	—	—	1	—	1																					
14½	—	—	—	—	—	—	—	—	—	—	—	—	—	—	—	—	—	—	—	—	—	—	—	—	—	—	—	—	—	—	—	—	—	—	—	—	—	—	—	—	—	—																					
15	—	—	—	—	—	—	—	—	—	—	—	—	—	—	—	—	1	—	—	—	—	—	—	—	—	—	—	—	—	—	—	—	—	—	—	—	—	—	—	1	—	1																					
Total	—	—	50	—	—	—	1421	—	1289	—	—	—	408	—	—	—	16	—	—	—	—	—	—	—	—	—	—	—	—	—	—	—	—	—	—	—	—	—	—	873	2311	3184																					

1913

RECEIVED

1913

1913

1913

1913

1913

1913

1913

1913

1913

1913

1913

1913

1913

1913

1913

1913

1913

1913

1913

1913

1913

1913

1913

1913

1913

1913

1913

1913

1913

1913



Figures below the graph line indicate 5.64% overcrowding.

1. Introduction	101
2. Theoretical Background	102
3. Methodology	103
4. Results	104
5. Discussion	105
6. Conclusion	106
7. References	107
8. Appendix	108
9. Glossary	109
10. Index	110
11. Bibliography	111
12. List of Figures	112
13. List of Tables	113
14. Summary	114
15. Acknowledgments	115
16. Declaration of Interest	116
17. Conflict of Interest Statement	117
18. Author Contributions	118
19. Funding	119
20. Data Availability Statement	120
21. Ethics Statement	121
22. Informed Consent	122
23. Data Collection	123
24. Data Analysis	124
25. Results	125
26. Discussion	126
27. Conclusion	127
28. References	128
29. Appendix	129
30. Glossary	130
31. Index	131
32. Bibliography	132
33. List of Figures	133
34. List of Tables	134
35. Summary	135
36. Acknowledgments	136
37. Declaration of Interest	137
38. Conflict of Interest Statement	138
39. Author Contributions	139
40. Funding	140
41. Data Availability Statement	141
42. Ethics Statement	142
43. Informed Consent	143
44. Data Collection	144
45. Data Analysis	145
46. Results	146
47. Discussion	147
48. Conclusion	148
49. References	149
50. Appendix	150
51. Glossary	151
52. Index	152
53. Bibliography	153
54. List of Figures	154
55. List of Tables	155
56. Summary	156
57. Acknowledgments	157
58. Declaration of Interest	158
59. Conflict of Interest Statement	159
60. Author Contributions	160
61. Funding	161
62. Data Availability Statement	162
63. Ethics Statement	163
64. Informed Consent	164
65. Data Collection	165
66. Data Analysis	166
67. Results	167
68. Discussion	168
69. Conclusion	169
70. References	170
71. Appendix	171
72. Glossary	172
73. Index	173
74. Bibliography	174
75. List of Figures	175
76. List of Tables	176
77. Summary	177
78. Acknowledgments	178
79. Declaration of Interest	179
80. Conflict of Interest Statement	180
81. Author Contributions	181
82. Funding	182
83. Data Availability Statement	183
84. Ethics Statement	184
85. Informed Consent	185
86. Data Collection	186
87. Data Analysis	187
88. Results	188
89. Discussion	189
90. Conclusion	190
91. References	191
92. Appendix	192
93. Glossary	193
94. Index	194
95. Bibliography	195
96. List of Figures	196
97. List of Tables	197
98. Summary	198
99. Acknowledgments	199
100. Declaration of Interest	200









TABLE "G."

COMPARATIVE TABLE SHOWING PERCENTAGE OF  
OVERCROWDING SINCE ORIGINAL SURVEY.

Year.	Ward.	Un- crowded.	Over- crowded.	Tota..	Per- centage.
1938	CHIRTON ... ..	1876	109	1985	5.4
1939		1994	72	2066	3.48
1947		221	400	2421	16.52
1938	COLLINGWOOD ...	1335	134	1469	9.1
1939		1349	71	1420	5.0
1947		1615	136	1751	7.77
1938	CULLERCOATS ...	1264	70	1334	5.3
1939		1323	32	1355	2.36
1947		1555	30	1585	1.89
1938	DOCKWRAY ... ..	2019	352	2371	14.8
1939		2042	155	2097	7.06
1947		1799	191	1990	9.60
1938	LINSKILL ... ..	2076	252	2328	10.8
1939		1910	101	2011	5.02
1947		1776	118	1894	6.23
1938	PERCY ... ..	2020	78	2098	3.1
1939		2104	73	2177	3.35
1947		1708	520	2228	23.34
1938	PRESTON ... ..	1627	72	1699	4.3
1939		1589	47	1636	2.87
1947		1804	57	1861	3.06
1938	TRINITY ... ..	2098	347	2445	14.2
1939		2072	206	2278	8.16
1947		2029	209	2238	9.34
1938	TYNEMOUTH ...	1046	58	1104	5.3
1939		1105	18	1123	1.60
1947		1810	37	1847	2.00
1938	TOTALS... ..	15361	1472	16833	8.74
1939		15488	775	16263	4.76
1947		16117	1698	17815	9.53

It will be observed from a study of Table "G" above, that a substantial drop in the degree of overcrowding was becoming apparent in the inter-war years. This, I would state, was principally due to the re-distribution of families by the inter-change of houses, and was in no way due to specific building for the purpose of alleviating overcrowding.

In my opinion, the reasons for the increase in overcrowding, as shown by the survey figures, are due to the following circumstances:—

- (a) War damage (445 properties in this Borough were demolished by enemy action).
- (b) Until this year, there has been practically no new building since 1939.
- (c) The increased birth rate.
- (d) The growing-up of children with the passage of time.
- (e) The return of members of families after war service, who have been married in the interim.

As will be seen from Table "F," the result of this present survey shows that some 1,698 properties are overcrowded in the Borough at the present time. This, however, does not mean that a similar number of new houses must be erected, as there are several factors to be taken into consideration before any assessment of the number of new houses required solely to alleviate overcrowding can be estimated.

Of the total number of properties shown to be overcrowded, approximately one-third is occupied by two or more families (*e.g.*, parent family, plus married son, or married daughter, and family). Bearing in mind that the Corporation already have a building programme of new houses (approximately 2,500 being scheduled for construction within the next five years) and that as these become available, full advantage will be taken of the inter-change system in alleviating the overcrowding on Corporation Estates, as one or other of such families is rehoused, the family remaining will then cease to be overcrowded.

The total number of overcrowded properties occupied by two or more families in the Borough is 508 (311 on Corporation Estates, and 197 in Private Properties).

An analysis of the remaining 1,190 overcrowded separately-occupied properties shows the following degree of overcrowding:—

**TABLE "H."**

SIZE OF FAMILY.				
	Up to 6½	7 to 9	9½ and Over	Total.
Private ...	530	85	13	628
Corporation ...	367	159	36	562
	897	244	49	1,190
293 "Large" Families.				



## SANITARY CIRCUMSTANCES OF THE AREA.

### WATER.

The water supply for domestic and general use in the County Borough of Tynemouth is provided by the Local Authority's Water Undertaking which is also responsible for the furnishing of water supplies to several other areas in South East Northumberland.

The water is derived from two principal sources, namely, an upland moorland catchment area and from springs. Surface water constitutes approximately 75% of the total quantity, the remaining 25% being of spring origin. Both of these sources are situated approximately 25 miles from the Borough. The Surface water is filtered and chlorinated at the works adjacent to the impounding reservoir. The supply is then joined by the spring water some eight miles from the works.

The supply is distributed to the town from six service reservoirs. Of these, three are covered, and three uncovered. Secondary chlorination is carried out at one of the open service reservoirs.

During the year 18 samples of water obtained from the source of domestic supply were examined bacteriologically and 10 samples were investigated chemically.

Of the samples submitted for bacteriological analysis 6 related to water obtained from service reservoirs, etc., whilst the remainder were obtained from piped supplies. In the case of the latter, 3 proved to be unsatisfactory but follow-up samples, and further investigation, proved that the defects were strictly local and were either due to extraneous contamination of the samples, or as a result of contamination originating in the mains, the latter being rectified by flushing.

The results of the chemical analyses were satisfactory in all cases.

9 samples of water for bacteriological investigation and 5 samples for chemical analysis were obtained from the bathing pools, from the industrial supply derived from the general supply but delivered through old mains which, for many years, were utilised for supplying water from the river estuary to fish stores, etc., and from other non-domestic sources.

Specimen results of typical analyses are as follows :—

### BACTERIOLOGICAL EXAMINATION.

Date :—25th October, 1947.

Drawn from 26, Lansdowne Terrace, North Shields.

### PLATE COUNT.

(a) At 37°C.	(2 days' incubation) :	2 colonies per ml.
(b) At 20°—22°C.	(3 days' incubation) :	20 colonies per ml.

### PRESUMPTIVE COLIFORM COUNT.

Probable number of coliform bacilli present : 1 per 100 ml. of water.  
Bacteriologically this is a satisfactory sample of water.



**CHEMICAL ANALYSIS.**

Date received 6-1-47 Water Sample marked "Drawn from cast iron main through lead service pipe from tap in yard at 15, Waterloo Place, North Shields. 10-30 a.m. 6-1-47."

*Parts per 100,000.*

**Chemical Results.**

Total solids dried at 180°C.	...	...	...	...	...	11.0
Chlorine as chlorides	...	...	...	...	...	0.71
Free ammonia	...	...	...	...	...	0.001
Albuminoid ammonia	...	...	...	...	...	0.016
Nitrogen as nitrates	...	...	...	...	...	0.09
Oxygen absorbed (4 hours at 80°F.)	...	...	...	...	...	1.052
Total hardness	...	...	...	...	...	6.8
Permanent hardness	...	...	...	...	...	1.8
Temporary hardness	...	...	...	...	...	5.0
Lead and Copper	...	...	...	...	...	None.
Iron	...	...	...	...	...	None.
Appearance and Colour	...	...	Deep brownish orange and clear.			
Smell and Taste	...	...	Faint peaty and Satisfactory.			
Microscopical examination of deposit	...	...	...	Satisfactory.		
pH value	...	...	6.8			
Lead solvency (L.G.B.)	...	0.11 part per 100,000.				

**Report :—**

This sample of water is of satisfactory organic purity and the microscopical characteristics also are good.

The oxygen absorbed figure is very much higher than in the sample examined in May last but this is accounted for by the deeper colour of the sample.

The lead solvency upon *new* lead is normal for this water and it is satisfactory that no lead is detectable in the sample, showing that a protective coating has been formed in the lead pipe.

(Signed) W. GORDON CAREY.

9th January, 1947.

The number of dwelling houses supplied from piped water mains is approximately 16,000. It is estimated that 11,500 of these are supplied direct to the house, whilst the remaining 4,500 (approx.) are dependent upon outside taps in yards, etc.



## PREVALENCE OF, AND CONTROL OVER, INFECTIOUS AND OTHER DISEASES.

### MEASLES AND WHOOPING COUGH.

The following table shows the number of deaths from Measles and Whooping Cough (Registrar General) together with the number of notifications received during the year.

Whooping Cough :—				
Cases Notified	...	...	...	68
Deaths at all ages	...	...	...	Nil.
Measles :—				
Cases Notified	...	...	...	176
Deaths at all ages	...	...	...	1

### DIARRHOEA AND ENTERITIS.

During the year there were 9 deaths of children under 2 years of age, which is equal to a mortality rate of 6.28 per 1,000 live births.

The mortality rates for England and Wales, and the Great Towns were 5.8 and 8.0 respectively.

### OPHTHALMIA NEONATORUM.

3 cases were notified during the year.

1 case of Discharging Eyes was attended by the Nursing Association who made 13 visits.

### PEMPHIGUS NEONATORUM.

During the year, no cases of Pemphigus Neonatorum were notified.

### FOOD POISONING.

There was 1 case reported during the year.

The patient was admitted to Moor Park Isolation Hospital on the 7th March, 1947, as a case of typhoid fever. There was nothing in the clinical findings to suggest that he was a case of typhoid fever, but the history strongly suggested some form of bacterial food poisoning.

The history of the case was that on Saturday, 1st March, 1947, he returned home, late in the evening, and consumed some cold sausage which had been laid aside for the purpose of making sausage rolls, and had been only partially cooked. In the early hours of Monday morning he was seized with violent symptoms of extremely acute gastro-enteritis. He was admitted to Moor Park Hospital on the 7th March, 1947, in an extremely collapsed condition; diarrhoea and abdominal pains were the principal clinical manifestations. A specimen of venous blood and faeces were submitted for investigation, agglutination tests proved negative, but *S. Typhimurim* was cultured from the stool.

He was the only member of the family who had consumed the particular article of food mentioned and was the only one who suffered from symptoms of gastro-enteritis.

The patient made a satisfactory recovery.



# NOTIFIABLE DISEASES (other than Tuberculosis) OCCURRING DURING THE YEAR 1947.

(Summary of Quarterly Returns on Ministry Form 118d).

## Civilian Cases Only.

Period.	Scarlet Fever.		Diphtheria.		Whoop'g Cough.		Measles.		Acute Polio myelitis.		Acute Pol. Enc'ph.		Enteric Typh.		Para Typh.		Acute Pneumonia.		Dysentery.		Cerebro Sp. Fever.		Acute Enc. Leth.		Erysip.		Small Pox.		Other.	
	M.	F.	M.	F.	M.	F.	M.	F.	M.	F.	M.	F.	M.	F.	M.	F.	M.	F.	M.	F.	M.	F.	M.	F.	M.	F.	M.	F.	M.	F.
FIRST QUARTER	2	4	3	1	11	5	69	72	...	...	...	...	...	...	...	...	7	4	...	...	1	...	...	...	1	2	...	...	...	...
SECOND QUARTER	2	4	3	1	12	9	7	7	...	...	...	...	...	...	...	...	7	4	...	...	...	...	...	...	2	2	...	...	...	1
THIRD QUARTER	2	4	1	...	6	5	5	11	4	1	...	...	...	2	...	...	4	...	...	...	...	...	...	...	1	1	...	...	...	1
FOURTH QUARTER	7	9	...	2	6	14	2	3	2	1	...	...	...	...	...	...	4	3	...	1	...	1	...	...	1	1	...	...	2	...
TOTALS	13	21	7	4	35	33	83	93	6	2	...	...	2	...	...	...	22	11	...	1	1	2	...	...	5	6	...	...	2	2
	34		11		68		176		8		...	...	2		...	...	33		1		3		...		11		...		4	
ADMITTED HOSPITAL	21		10		1		2		...		...	...	1		...	...	...		...		...		...		...		...		...	
DEATHS	...		...		...		1		...		...	...	...		...	...	32		...		1		*1		...		...		...	

\* Notified in a previous year.



**DIPHTHERIA.****IMMUNISATION.**

The scheme for the Immunisation against Diphtheria of the child population, has been well supported by parents.

In conjunction with the staff of the Education Department (a special "drive" amongst school children was successfully carried out during the year), scholars were immunised at the schools and at the Schools Clinic, whilst Pre-School children were immunised at the Maternity and Child Welfare Centre. A total of 1,519 children were immunised under the scheme during the year, 777 of which were School Children, and 742 Pre-School Children. 1,944 children of all ages were given reinforcing injections.

**IMMUNISATION IN RELATION TO CHILD POPULATION.**

Number of children who had completed a full course of Immunisation at any time up to 31st December, 1947.								
Age at 31.12.47 i.e. Born in Year ...	Under 1 1947	1 1946	2 1945	3 1944	4 1943	5 to 9 1938-42	10 to 14 1933-37	Total under 15
Number Immunised	4	542	591	667	609	3,888	4,529	10,830
Estimated mid-year child population 1947	Children under five 5,630					Children 5-14 9,610		15,240

**DIPHTHERIA NOTIFICATIONS AND DEATHS  
IN RELATION TO IMMUNISATION.**

NOTIFICATIONS.			DEATHS.		
Age at date of Notifica- tion	Number of Cases Notified	Number of cases included in pre- ceding column in which the child had completed a full course of immunisation	Age at date of Death	Number of Deaths	Number of cases included in pre- ceding column in which the child had completed a full course of immunisation
Under 1	Nil	Nil	Under 1	Nil	Nil
1 ...	Nil	Nil	1 ...	Nil	Nil
2 ...	1	1	2 ...	Nil	Nil
3 ...	Nil	Nil	3 ...	Nil	Nil
4 ...	Nil	Nil	4 ...	Nil	Nil
5 to 9 ...	4	4	5 to 9 ...	Nil	Nil
10 to 14	Nil	Nil	10 to 14	Nil	Nil
Totals	5	5	Totals	Nil	Nil



It is estimated that, at 31st December, 1947, 71% of the child population, i.e. children under 15 years of age had been immunised.

### ATTACK AND MORTALITY RATES.

The following table illustrates the incidence of Diphtheria in the Borough since 1901. The figures are shown in five yearly periods from 1901 to 1940, and in yearly periods from 1941 to date.

Period.	Population 5 yearly average.	Total cases notified per 5 yearly period.	Attack Rates per 1,000 of the population.	Total Deaths per 5 yearly period.	Fatality Rates per 1,000 cases notified.	Fatality Rates per 1,000 of the population.
1901-1905	52,947	179	3.380	38	212	.717
1906-1910	56,666	345	6.088	49	142	.864
1911-1915	59,661	324	5.430	38	117	.636
1916-1920	57,818	182	3.147	19	105	.328
1921-1925	65,198	182	2.791	20	109	.306
1926-1930	66,286	562	8.478	36	64	.543
1931-1935	65,884	222	3.369	20	90	.303
1936-1940	65,028	561	8.627	29	35	.445
1941	56,240	182	3.236	11	60	.195
1942	53,500	218	4.074	12	55	.224
1943	52,370	87	1.661	4	46	.076
1944	57,100	132	2.311	2	15	.035
1945	58,760	115	1.957	3	26	.051
1946	63,690	63	0.989	1	16	.015
1947	65,070	11	0.169	Nil	Nil	Nil

### CANCER.

#### Deaths and Death Rates from Cancer.

	1905 -09	1910 -14	1915 -19	1920 -24	1925 -29	1930 -34	1935 -39	1940 -44	1945	1946	1947
Deaths ...	185	244	287	319	315	403	474	529	95	122	114
Death Rate per 1,000 living ...	0.67	0.82	1.00	0.99	0.95	1.23	1.42	1.89	1.62	1.91	1.75
Proportion of deaths per 1,000 deaths from all causes	37	51	56	72	74	99	117	125	119	153	147

Provision for the early diagnosis and treatment of cases of cancer is made through the facilities afforded by the North of England Joint Cancer Committee of which Tynemouth is a constituent member, and through the medium of the general hospitals in the Borough.





**TUBERCULOSIS.****New Cases and Mortality from Pulmonary and Non-Pulmonary Forms of Tuberculosis during 1947.**

Age Periods.	New Cases.				Deaths (Registrar-General).			
	Pulmonary.		Non-Pulmonary.		Pulmonary.		Non-Pulmonary.	
	M.	F.	M.	F.	M.	F.	M.	F.
Under 1 ...	—	3	—	—	1	1	—	2
1-5 ...	1	3	—	1	1	1	1	—
5-10 ...	1	1	3	1	—	—	—	—
10-15 ...	1	2	1	1	—	—	—	—
15-20 ...	3	3	1	2	—	—	—	—
20-25 ...	5	3	—	—	15	17	3	2
25-35 ...	12	17	—	2	—	—	—	—
35-45 ...	9	6	—	1	—	—	—	—
45-55 ...	6	3	—	1	11	3	1	—
55-65 ...	2	1	—	—	—	—	—	—
65 and over...	3	—	—	1	3	—	—	—
Totals ...	43	42	5	10	31	22	5	4

- (1) **Pulmonary Tuberculosis** :—Deaths 53 ; mortality rate per 1,000 of the population is equal to 0.81.
- (2) **Non-Pulmonary Tuberculosis** :—Deaths 9 ; mortality rate per 1,000 of the population is equal to 0.13.

**TUBERCULOSIS.—MAINTENANCE ALLOWANCES.**

During the year under review 40 cases of Pulmonary Tuberculosis were in receipt of maintenance allowances.

**TYNEMOUTH CARE COMMITTEE.**

Mr. H. W. Welch, the Hon. Financial Secretary of the Tynemouth Care Committee reports that during the year 1947, the number of cases assisted was 17. Of this number 12 were granted extra nourishment, consisting of special quantities of milk, to approved cases of Tuberculosis. The other 5 cases were supplied with surgical appliances.

Grateful thanks are expressed to the Employees of the Newcastle and Gateshead Gas Co., and the Employees of Messrs. Smith's Dock Co. (Hospital Committee), for donations.

A legacy was received under the will of the late Mr. John Pearson.

**ULTRA-VIOLET LIGHT THERAPY.**

The total number of patients treated at the Clinic during the year was 86, made up of 9 adults and 77 children, the result of the treatment given being as follows :—

10 were discharged healed, or quiescent ; 37 improved ; 3 remained stationary ; 10 cases ceased to attend, and there were 26 cases upon which it is too early to report.



## REPORT UPON DISPENSARY TREATMENT OF TUBERCULOSIS.

Diagnosis.	Pulmonary.				Non-Pulmonary.				Total.				Grand Total.	
	Adults.		Children.		Adults.		Children.		Adults.		Children.			
	M.	F.	M.	F.	M.	F.	M.	F.	M.	F.	M.	F.		
A.—														
(1) Number of definite cases of Tuberculosis on the Dispensary Register at the beginning of the year ...	145	69	12	16	6	6	15	12	151	75	27	28	281	
(2) Transfers from other Authorities ...	1	3	—	—	—	—	—	—	1	3	—	—	4	
(3) Lost sight of cases returned ...	—	—	—	—	—	—	—	—	—	—	—	—	—	
B.—														
Number of new cases diagnosed as tuberculosis :—														
(1) Class T.B. Minus	14	10	—	1	—	—	—	—	14	10	—	1	25	
(2) Class T.B. Plus	24	20	—	—	—	—	—	—	24	20	—	—	44	
(3) Non-Pulmonary	—	—	—	—	2	5	1	2	2	5	1	2	10	
C.—														
Number of cases included in A and B written off the Dispensary Register :—														
(1) Recovered ...	2	4	2	3	—	1	2	1	2	5	4	4	15	
(2) Dead (all causes)	22	10	—	1	—	—	—	—	22	10	—	1	33	
(3) Removed to other Areas ...	1	4	—	—	—	—	—	—	1	4	—	—	5	
(4) For other reasons	10	2	3	—	—	—	3	—	10	2	6	—	18	
D.—														
Number of definite cases of Tuberculosis on the Dispensary Register at the end of the year ...	149	82	7	13	8	10	11	13	157	92	18	26	293	

1. Number of attendances at the Dispensary (including contacts) ... 1,380
2. Number of consultations with Medical Practitioners (personal) ... 141
3. Number of visits by Health Visitors to patients' homes ... 1,788
4. Number of visits by Tuberculosis Officers to homes (including personal consultations) ... 5
5. Number of X-Ray examinations made in connection with Dispensary work ... 1,152

**VENEREAL DISEASES.**

The Centres available for the treatment of venereal diseases are the Joint Committees' Clinic, Newcastle for all cases, the Auxiliary Centre at Preston Hospital, Tynemouth for males, and at the Public Health Department, for females and children.

The number of persons from Tynemouth treated at the various clinics in the district is given below:—

Disease.	Treatment Centres.			
	Newcastle.	South Shields.	Tynemouth.	Other Centres.
Syphilis ... ..	10	3	46	—
Soft Chancre ... ..	—	—	8	—
Gonorrhoea ... ..	13	9	70	—
Conditions other than venereal ... ..	32	9	103	—
Total new cases from Tynemouth ... ..	55	21	227	—
Attendances ... ..	685	99	6,988	—

The attendances at the Preston Hospital Clinic, and Public Health Department Clinic, Tynemouth made by foreigners and non-residents, not included in the above table, are :—

	Preston Hospital Clinic, Tynemouth.		
	Non-Residents.	Foreigners.	Total.
New Cases ... ..	93	107	200
Attendances (all cases) ...	2,014	1,456	3,470

The sources from which specimens, from Tynemouth patients, were sent during 1947 for examination at the Medical Research Council's Laboratories at Newcastle and Newburn, are indicated in the following table :—

Nature of Test.	Tynemouth V.D. Clinics.	Other Centres.	Private Practitioners.
Blood :—Kahn Test ... ..	4	—	—
Wasserman reaction ... ..	925	95	7
Gonococcal fixation ... ..	19	10	—
Cerebro-Spinal Fluid :—			
Wasserman ... ..	32	4	1
General examination ... ..	—	—	—
Microscopical Examination ...	31	2	2
Totals ... ..	1,011	111	10



**CONTACT TRACING.**

**Contacts notified on Form I (Regulation 33B) during the period 1st January to 31st December, 1947.**

	M.	F.
(1) (a) <b>Total</b> number of contacts in respect of whom Form I was received ... ..	3	17
(b) Number in (a) Transferred from other areas ... ..	Nil.	Nil.
(2) Number of cases in (1) in which attempts were made during the period outside the scope of the Regulation to persuade the contact to be examined before the latter had been named on a second Form I :—		
Contacts found ... ..	1	3
,, examined or already under treatment ... ..	1	Nil.
(3) (a) Number of those in (1) in respect of whom two or more Forms I were received ...	Nil.	Nil.
(b) Number included in 3(a) in respect of whom the first Form I was previously reported under (1) ... ..	Nil.	Nil.
(c) Number included in (3)(a) transferred from other areas ... ..	Nil.	Nil.
(4) Number of those in (3)(a) who were :—		
(a) found ... ..	Nil.	Nil.
(b) examined after persuasion or already under treatment ... ..	Nil.	Nil.
(c) served with Form 2 ... ..	Nil.	Nil.
(d) examined after service of Form 2 ...	Nil.	Nil.
(e) prosecuted for failure :—		
(i) to attend for, and submit to, medical examination ... ..	Nil.	Nil.
(ii) to submit to and continue treatment ... ..	Nil.	Nil.
transferred to other areas... ..	Nil.	Nil.

## SANITARY INSPECTION OF THE BOROUGH.

TO THE MAYOR, ALDERMEN and COUNCILLORS, OF THE  
COUNTY BOROUGH OF TYNEMOUTH.

YOUR WORSHIP, LADIES AND GENTLEMEN,

I beg to submit herewith, my Annual Report on the Sanitary Inspection of the Borough for the year 1947.

I take this opportunity of thanking the Health Committee and all colleagues for their helpful co-operation and keen interest in all work undertaken during the year.

Acute difficulty has been experienced in securing the abatement of nuisances and repairs to property, due to priority of labour and materials being given to the erection of new dwellings. It is to be hoped that conditions will improve in the near future as there are considerable arrears of repairs to be carried out, due to the deterioration of property and the considerable amount of War Damage repairs remaining uncompleted.

I have the honour to remain,

Your obedient servant,

C. A. MURRAY, Cert. S.I.B.,

Cert. Meat Inspection,

*Senior Sanitary Inspector.*

### SANITARY INSPECTION.

Total number of inspections made	...	...	...	...	11,117
Total number of re-inspections made	...	...	...	...	3,889

Dwellinghouses.					Inspec- tions.	Re- inspections.
Ordinary	...	...	...	...	71	2
Infectious Diseases	...	...	...	...	132	8
Housing Act (Sec. 9, 10 and 16)	...	...	...	...	124	343
" (Special Surveys)	...	...	...	...	19	8
" (Overcrowding)	...	...	...	...	663	22

### Sanitary Conveniences.

Water Closets	...	...	...	...	360	174
Privies and Tub Closets	...	...	...	...	8	—
Urinals	...	...	...	...	3	—



**Refuse Storage.**

Accumulations ... ..	84	40
Ashbins ... ..	49	5
Ash-places ... ..	4	2

**Drains.**

Inspections ... ..	472	328
Smoke Tests ... ..	72	—
Chemical Tests ... ..	17	—
Water Tests ... ..	24	1
Sewers ... ..	139	12
Cesspools ... ..	1	—

**Factories and Workplaces.**

Factories with mechanical power ... ..	133	4
Factories without mechanical power (excluding Bakehouses, including Stables, Restaurant kitchens, etc.) ... ..	48	—
Bakehouses with mechanical power ... ..	39	31
Bakehouses without mechanical power ... ..	35	32
Outworkers ... ..	1	—

**Miscellaneous.**

Cinemas ... ..	29	—
Butchers' Shops and Depots ... ..	174	5
Dairies, Milk Shops, Stores and Cowsheds ... ..	228	4
Dangerous Structures ... ..	6	8
Fish Merchants' Shops and Stores ... ..	413	—
Ice Cream Premises ... ..	129	2
Lodging Houses ... ..	24	29
Meetings with Owners or Tradesmen ... ..	447	21
Miscellaneous Visits ... ..	141	23
Offensive Trades, including Fish Frying ... ..	76	42
Piggeries ... ..	29	1
Slaughterhouses, Private ... ..	32	—
Special Notices of Slaughter ... ..	30	—
Smoke Observation ... ..	—	—
Shops Act Inspections ... ..	300	—
Special Visits ... ..	289	1
Sanitary Inspections ... ..	147	1
Visits under Rats and Mice (Destruction) Act ... ..	225	232
Cooked Food Preparers ... ..	143	13
Street Gullies ... ..	27	3
Yards and Courts ... ..	61	15
Streets and Back Roads ... ..	27	2
Verminous Premises ... ..	131	19

Animals, Poultry, etc.	...	...	...	28	2
Nuisances	...	...	...	964	2,451
Meat and Foods Inspections	...	...	...	519	3
Fish Quay	...	...	...	284	—
Fish Curers	...	...	...	23	—
Premises where work has been carried out by verbal notice	...	...	...	115	—

**Complaints.**

Matters referred to other Departments	...	...	...	107
Complaints received	...	...	...	1,352
Complaints confirmed	...	...	...	1,135
Nuisances found...	...	...	...	964

**Nuisances and Defects Remedied during 1947.**

	Public Health Acts.		Housing Acts.	Tynemouth Corporat'n. Act.
	Informal.	Statutory.	Statutory.	Statutory.
No. of defects remedied under 1946 notices	357	120	686	6
Informal notice defects transferred to statutory notices...	275	—	—	—
No. of defects remedied under 1947 notices...	534	138	195	204
No. of defects outstanding at end of 1947 ...	246	126	338	13

**THE FACTORY ACT, 1937.—Inspections.**

Premises.	Number on Register.	Number of		
		Inspections	Written notices.	Occupiers prosecuted
(i) Factories in which Sections 1, 2, 3, 4 and 6 are to be enforced by Local Authorities	70	115	2	—
(ii) Factories not included in (i) in which Section 7 is enforced by the Local Authority ...	161	207	4	—
(iii) Other Premises in which Section 7 is enforced by the the Local Authority (excluding out-workers' premises) ...	—	—	—	—
TOTAL ...	231	322	6	—



The following defects were dealt with on receipt of notices from H.M. Inspector of Factories, and remedied in the course of inspections.

Particulars.	Number of cases in which defects were found.				Number of cases in which prosecutions were instituted
	Found	Remedied	To H.M. Inspector	By H.M. Inspector	
Want of cleanliness (S.1)	—	—	—	—	—
Overcrowding (S.2) ...	—	—	—	—	—
Unreasonable temperature (S.3) ...	—	—	—	—	—
Inadequate ventilation (S.4) ...	—	—	—	—	—
Ineffective drainage of floors (S.6) ...	—	—	—	—	—
Sanitary Conveniences (S.7)					
(a) insufficient ...	4	4	—	4	—
(b) Unsuitable or defective ...	2	2	—	2	—
(c) Not separate for sexes ...	—	—	—	—	—
Other offences against the Act (not including offences relating to Outwork) ...	—	—	—	—	—
TOTAL ...	6	6	—	6	—

There was a total of 231 factories on the Register at the end of the year, 161 with mechanical, and 70 without mechanical power.

#### **OUTWORKERS.**

One notice under Section 110 of the Factories Act, 1937, was received during the year, and on inspection, the premises were found to be in a satisfactory condition.

#### **MEANS OF ESCAPE IN CASE OF FIRE.**

Under the provisions of Section 34 (1) factories of certain categories are now required to be certified by the Council as having adequate means of escape in case of fire. 11 certificates were approved during the year.

#### **BAKEHOUSES.**

There were 45 premises on the Register at the end of the year, all of which were inspected regularly. It was not necessary to serve any notices during the year.

#### **SHOPS ACT, 1934 (Section 10).**

Under the provisions of the above Act, 301 visits were made to inspect sanitary conveniences and other arrangements for the welfare of the assistants.

#### **ASHPITS.**

There are 14 ashpits, 53 privy ashpits and 22 wet pails in the Borough.



**RATS AND MICE (DESTRUCTION) ACT, 1919.**

During the year, 457 visits were made to 201 premises for the purpose of ascertaining rat infestations. 58 notices were served with successful results in certain difficult cases. The remedy of drainage and structural defects, together with the use of traps, poison baits, etc., resulted in the majority of the premises being cleared. All work was carried out by the Sanitary Inspectors, with the help of two trained operators from the Borough Surveyor's Department.

The Fourth and Fifth Maintenance treatments of the sewers were also carried out during the year, between the 2nd and 30th June, 1947, and 1st December, 1947, and 5th January, 1948. These consisted of two days pre-bait, one day poison bait, and a fourth day visit to ascertain the amount of bait consumed. The estimated kill for the two treatments when 2,416 manholes were baited was :—

Fourth Maintenance Treatment	...	2,520	calculated	kill.
Fifth Maintenance Treatment	...	5,025	„	„
		<hr/>		
Total	...	7,545	„	„
		<hr/>		

Although the total kill for the Fifth Maintenance Treatment is almost double that of the Fourth treatment, it is pleasing to note that the total kill for 1947 is less than half that of 1946.

Simultaneous with the Fifth Maintenance treatment, a Block Control treatment to Fish Quay premises was carried out, and resulted in a calculated kill of 385 rats.

In addition, two surface treatments were carried out at L.N.E.R. premises in the district during August and October, which resulted in calculated kills of 372 and 316 rats respectively.

Since the commencement of the Sewer Treatments in 1944, which was applied simultaneously by all Local Authorities in the area, known infestation has decreased considerably. This is reflected in the number of complaints received annually, falling from 247 in 1944, 179 in 1945, 116 in 1946 and 93 in 1947. In 11 cases, traps were lent and a total of 21 rats and mice caught and the premises cleared.

During the year, Corporation owned properties, including tips, were treated, and privately owned works and other premises carried out treatments, either by direct labour or by servicing companies, resulting in a kill of 2,508 rats and 116 mice. With regard to Corporation tips, these are treated regularly by the Cleansing Department, using Cyanide Gas treatment. Controlled tipping keeps the infestation to a minimum. Farms and small holdings are supervised by the War Agriculture Committee (Rodent Officer) and, as far as the shortage of labour permits, have received attention. Business premises with a high risk of infestation have been visited, and satisfactory methods of extermination are in operation in all cases.



**ERADICATION OF BED BUGS.**

(1) (a)	Number of Council Houses	...	...	...	14
(b)	Number of Other Houses	...	...	...	16
(c)	Total number of Houses infested	...	...	...	30
(d)	Number of Houses de-infested	...	...	...	30

(2) The methods employed for freeing infested houses from Bed bugs :—Spraying with Insecticide after preparation of room e.g., stripping off wallpaper and removing skirting boards, etc., Infested bedding de-infested by Steam disinfectant.

(3) The methods employed for ensuring that the belongings of tenants are free from vermin before removal to Council Houses :—The dwellings, furniture and effects of all prospective Corporation tenants are inspected for evidence of vermin.

Six hours concentrated fumigation with Sulphur Dioxide (2.8% S.O.) Gas kept circulating by means of Electric Fans.

(4) Whether the work of deinfestation is carried out by the Local Authority or by a Contractor :—All deinfestation is carried out by experienced men employed directly by the Local Authority.

Deinfestation of privately-owned and occupied property is not carried out by the Department. The services of a Sanitary Inspector are given in an advisory capacity, spray being loaned free of charge, and insecticide sold at cost price.

**SEAMEN'S LODGING HOUSES.**

There were three Seamen's Lodging Houses on the Register at the end of the year, containing a total of 59 beds. 53 visits were made during the year. The Chief Constable also made inspections during the year and reported his satisfaction.

**THEATRES, MUSIC HALLS, etc.**

29 inspections were made in connection with ventilation, sanitation or cleanliness of cinemas. The Chief Constable, who is the Inspector of Public Buildings has also had inspections made and has reported no complaints of defects or irregularities to this Department.

**RAG FLOCK ACT, 1911 AND 1928.**

No samples were obtained during the year.

**OFFENSIVE TRADES.**

Regular inspections have been made on premises at which Offensive Trades are carried on, and the Regulations have been strictly enforced. A list of Offensive Trades registered in this Borough is given below :—

Tallow Melting	...	...	...	1
Fish Liver Boiling	...	...	...	1
Fish Meal Manufacture	...	...	...	1
Tripe Boiling	...	...	...	5
Fish Manure Manufacture	...	...	...	1
Gut Scraping	...	...	...	1
Fish and Potato Frying	...	...	...	28
				—
Total	...	...	...	38
				—



## INSPECTION AND TESTING OF DRAINS.

The total number of tests made during the year was 114 of which 72 were Smoke Tests, 17 Chemical Tests and 25 Water Tests. The drains and sanitary conveniences of new buildings are dealt with by the Borough Surveyor's Staff.

## HOUSING.

New dwellings erected under the Corporation Housing Scheme during the year :—

### NEW HOUSES ERECTED DURING 1947.

(A) Total number of Houses Erected :—				
(1)	By the Local Authority	...	...	402
(2)	By other Local Authorities	...	...	Nil.
(3)	By other bodies or persons	...	...	39
(B) Houses erected with State Assistance under the Housing Acts (Included in A above).				
(1) By the Local Authority :—				
(a)	For the purpose of Part II of the Act (1925)			Nil.
(b)	Do. Part III do.			Nil.
(c)	For other purposes	...	...	Nil.
(d)	Housing Act, 1936	...	...	402

Additional to the foregoing are houses rebuilt after being totally destroyed by enemy action :—

(a)	By Local Authority	...	...	Nil
(b)	By other bodies or persons	...	...	13

The above information has been supplied by the Borough Surveyor.

### I.—Inspection of Dwellinghouses during the Year.

(1) (a)	Total number of dwellinghouses inspected for housing defects under Public Health or Housing Acts ...	858
(b)	Number of inspections made for the purpose	858
(2) (a)	Number of dwellinghouses included under sub-head (1) above which were inspected and recorded under the Housing Consolidation Regulations, 1925-1932 ...	61
(b)	Number of inspections made for the purpose	61
(3)	Number of dwellinghouses found to be in a state so dangerous or injurious to health as to be unfit for human habitation ...	1
(4)	Number of dwellinghouses (exclusive of those referred to under the preceding sub-head) found not to be in all respects, reasonably fit for human habitation ...	857



**II.—Remedy of Defects during the Year without Service of Formal Notice.**

Number of defective dwellinghouses rendered fit in consequence of informal action by the Local Authority or their Officers	343
--	-----

**III.—Action under Statutory Powers during the Year.****(A) Proceedings under Sections 9, 10 and 16 of the Housing Act, 1936.**

(1) Number of dwellinghouses in respect of which notices were served requiring repairs...	61
(2) Number of dwellinghouses which were rendered fit after service of formal notices :—	
(a) By Owners ...	15
(b) By Local Authority in default of Owners ...	Nil.

**(B) Proceedings under Public Health Acts.**

(1) Number of dwellinghouses in respect of which notices were served requiring defects to be remedied	796
(2) Number of dwellinghouses in which defects were remedied after service of formal notices :—	
(a) By Owners ...	138
(b) By Local Authority in default of Owners ...	124

**(C) Proceedings under Sections 11 and 13 of the Housing Act, 1936.**

(1) Number of dwellinghouses in respect of which Demolition Orders were made	Nil.
(2) Number of dwellinghouses demolished in pursuance of Demolition Orders	Nil.

**(D) Proceedings under Section 12 of the Housing Act, 1936.**

(1) Number of separate tenements or underground rooms in respect of which Closing Orders were made	1
(2) Number of separate tenements or underground rooms in which Closing Orders were determined, the tenement or room having been rendered fit	Nil.

**INSPECTION AND SUPERVISION OF FOOD.****MILK SUPPLIES.**

There were 10 Cowkeepers with 20 cowsheds housing 206 cows on the Register at the end of the year, 4 of whom are Licenced producers of "Accredited" Milk and 1 Licenced producer of "Tuberculin" Tested Milk.



During the year, Veterinary Inspectors of the Ministry of Agriculture and Fisheries examined the herds of 1 Tuberculin Tested Producer on 3 occasions, 3 "Accredited" Producers on 2 occasions and 1 on 4 occasions, whilst of the herds of 5 ordinary Producers, 2 were examined on 2 occasions and 3 on 1 occasion.

85 visits were made to cowsheds and 232 visits were made to dairies, milk shops, etc., and all infringements of the Milk and Dairies Acts and Orders were dealt with satisfactorily.

Consignments of milk coming into the Borough by road or rail and the condition of the empty churns returned received attention. The keeping qualities of milk from certain outside sources has seriously deteriorated due to difficulties both in production and transport.

#### **Milk Retailers.**

Applications for registration received	...	...	...	4
Applications for registration granted	...	...	...	4
Number of Milk Dealers on the Register	...	...	...	124
Dairy premises registered during the year	...	...	...	Nil.
Producers and cowkeepers, wholesale dealers, registered during 1947	...	...	...	Nil.
Applications withdrawn	...	...	...	1
Retailers relinquishing registration ..	...	...	...	1

#### **MILK (SPECIAL DESIGNATIONS) ORDER.**

The following table gives the various grades for which licences were granted :—

Dealers' Licences to sell Tuberculin Tested Milk	...	2
Supplementary Licences to sell Tuberculin Tested Milk...	...	3
Producers' Licences for Tuberculin Tested Milk	...	1
Producers' Licences for Accredited Milk	...	4
Supplementary Licences for Accredited Milk	...	Nil.
Dealers' Licences to sell Accredited Milk	...	Nil.
Dealers' Licences to sell Pasteurised Milk	...	9
Supplementary Licences to sell Pasteurised Milk...	...	1
Dealers' Licences to bottle Tuberculin Tested Milk	...	5
Dealers' Licences to bottle Accredited Milk	...	Nil.

#### **MILK SAMPLES FOR BACTERIOLOGICAL EXAMINATION.**

During the year, 81 samples of Milk were taken for examination and submitted to the Public Health Laboratories at Newcastle and Newburn. Of the total samples taken 44 were from sources within the Borough, and 37 from outside. In addition, 9 samples of Pasteurised Milk were submitted to the Public Analyst for the Phosphatase Test.

Of the above, 65 samples were examined for Tubercle Bacilli, three of which gave positive results. Appropriate action was taken under the Tuberculosis Orders 1925/1938 in each case.



The following table sets out details of the examinations carried out.

### RESULTS OF BACTERIOLOGICAL EXAMINATIONS OF MILK.

			Total.	Passed.	Failed.
<b>Accredited Milk.</b>	Methylene Blue Test	...	24	22	2
	Coliform Test	...	24	18	6
	Tubercle	...	22	22	—
<b>Pasteurised Milk.</b>	Methylene Blue Test	...	4	3	1
	Tubercle	...	7	7	—
	Phosphatase Test	...	9	7	2
	Coliform Test	...	4	—	4
<b>Ordinary Milk.</b>	Coliform Test	...	35	24	11
	Methylene Blue Test...	...	20	19	1
	Plate Count	...	15	13	2
	Tubercle	...	27	24	3
<b>Tuberculin Tested Milk.</b>	Plate Count	...	5	3	2
	Tubercle	...	9	9	—
	Coliform Test	...	9	6	3
	Methylene Blue Test...	...	4	4	—
	Total Graded Milks	...	121	101	20
	Total Ordinary Milks	...	97	80	17
	Total Tests Made	...	218	181	37

The producers of unsatisfactory samples in this area, were visited, cautioned and given advice, whilst those outside the area were notified, together with the Local Authorities concerned.

### BACTERIOLOGICAL EXAMINATION OF ICE-CREAM.

With the recommencement of the manufacture and sale of Ice-Cream, samples of this commodity were taken regularly.

Whilst the majority of these samples were unsatisfactory, it is unfortunate that, in the absence of any "standard," no action can be taken other than strict supervision to ensure cleanliness of raw materials and utensils.

It is to be hoped that with the advent of the proposed Regulations regarding the Heat Treatment of this product, a standard will be devised, and an improvement in the general standard of purity obtained.

### TYNEMOUTH CORPORATION ACTS, 1916-1934.

Regulations made under the Acts are in force, and no persons are permitted to use premises for the preparation of food unless they are registered by the Local Authority, who have power to refuse registration if, in their opinion, the premises are unsatisfactory.

There were 67 persons in the Borough registered as occupiers of premises in which Ice Cream is sold or manufactured. 86 persons are registered as owners or occupiers of premises in which Preserved Meat, Fish Cakes, or other foods are prepared. These figures do not include premises used for the business of Fish and Potato Frying.



242 visits were made during the year to supervise and emphasise the need for cleanliness in the handling of food. No serious negligence was discovered.

## **FOOD AND DRUGS.**

### **MILK AND CREAM REGULATIONS, 1912-1927.**

- (1) Milk and Cream not sold as Preserved Cream. The following samples were examined for the presence of a preservative: Milk 70; Cream Nil; and Tinned Cream Nil. No preservatives were reported to be present in any of the foregoing samples.
- (2) Thickening Substances. No evidence was found of any addition of thickening substances to Cream during the year.

### **ARTIFICIAL CREAM ACT, 1929.**

There were no samples taken under this Act during the year.

### **FOOD AND DRUGS ACT, 1938.**

The following table sets out the comparative adulterated samples found during the past five years.

Year.	TOTAL SAMPLES.			MILK SAMPLES.		
	Number Examined.	Number Adulterated.	Percentage Adulterated.	Number Examined.	Number Adulterated.	Percentage Adulterated.
1943	216	16	7.41	106	11	10.37
1944	239	5	2.09	98	5	5.10
1945	216	5	2.31	113	2	1.06
1946	181	20	11.05	97	8	8.24
1947	205	12	5.85	70	9	12.86

Details of samples taken during 1947 are set out in Table I.



## SAMPLES TAKEN FOR CHEMICAL ANALYSIS.

TABLE I.

Articles Analysed.	Total.	No. of Samples taken for Analysis.		No. found to be Adulterated.		Percentages of Samples Adulterated.	
		Informal.	Formal.	Informal.	Formal.	Informal.	Formal.
Almond Flavouring ...	1	1	—	—	—	—	—
Apricot Pudding ...	1	1	—	—	—	—	—
Bacon ...	1	1	—	—	—	—	—
Baked Sponge Pudding							
Mixture ...	1	1	—	—	—	—	—
Baking Powder ...	3	3	—	—	—	—	—
Bicarbonate of Soda ...	1	1	—	—	—	—	—
Boracic Ointment ...	5	5	—	—	—	—	—
Boric Powder ...	2	2	—	—	—	—	—
Butter ...	8	8	—	—	—	—	—
Camphorated Oil ...	1	1	—	—	—	—	—
Castor Oil ...	2	2	—	—	—	—	—
Cheese ...	7	7	—	—	—	—	—
Chocolate Pudding							
Mixture ...	1	1	—	—	—	—	—
Coffee ...	3	3	—	—	—	—	—
Cooking Fat ...	3	3	—	—	—	—	—
Cough Mixture ...	2	2	—	—	—	—	—
Cremola Pudding ...	1	1	—	—	—	—	—
Epsom Salts ...	2	2	—	—	—	—	—
Fish Paste ...	26	26	—	—	—	—	—
Flour ...	1	1	—	1	—	100.00	—
Ginger Cake and Pudding							
Mixture ...	1	1	—	—	—	—	—
Glycerine ...	4	4	—	—	—	—	—
Gravy Browning ...	1	1	—	—	—	—	—
Gregory Powder ...	1	1	—	—	—	—	—
Ground Ginger ...	2	2	—	—	—	—	—
Herrings with Tomato ...	1	1	—	—	—	—	—
Lard ...	5	5	—	—	—	—	—
Malt Vinegar ...	3	3	—	—	—	—	—
Margarine ...	8	8	—	—	—	—	—
Mashed Potatoes ...	1	1	—	—	—	—	—
McLean's Stomach							
Powder ...	2	2	—	—	—	—	—
Meat Paste ...	1	1	—	—	—	—	—
Meat Soup ...	1	1	—	—	—	—	—
Melon and Ginger Jam ...	1	1	—	—	—	—	—
Milk, New... ...	48	—	48	—	8	—	16.66
Milk, Pasteurised ...	16	—	16	—	—	—	—
Milk, Sterilised ...	6	—	6	—	1	—	16.66
Milk, Compound F/C							
Dried ...	3	3	—	—	—	—	—
Milk, F/C Condensed ...	6	6	—	—	—	—	—
Milk, M/S Condensed ...	2	2	—	—	—	—	—
Mixed Spice ...	2	2	—	—	—	—	—
Mushroom Ketchup ...	1	1	—	—	—	—	—

TABLE I.—Continued.

Articles Analysed.	Total.	No. of Samples taken for Analysis.		No. found to be Adulterated.		Percentages of Samples Adulterated.	
		Informal.	Formal.	Informal.	Formal.	Informal.	Formal.
<i>Continued—</i>							
Olive Oil ... ..	1	1	—	—	—	—	—
Powdered Ox-tail Soup ...	1	1	—	—	—	—	—
Salad Oil ... ..	1	1	—	—	—	—	—
Sauce ... ..	2	2	—	—	—	—	—
Sugar ... ..	1	1	—	—	—	—	—
Tea ... ..	1	1	—	—	—	—	—
Vegetable Soup ...	4	4	—	—	—	—	—
White Pine Balsam ...	1	1	—	—	—	—	—
Zinc and Castor Oil Cream	1	1	—	—	—	—	—
Zinc Ointment ... ..	4	3	1	1	1	33.33	100.00
TOTALS... ..	205	134	71	2	10	1.49	14.08

The Chemical Analyses of the foregoing samples were carried out by the Public Analyst to the County Borough of Tynemouth Corporation, Mr. W. Gordon Carey, 10, Dean Street, Newcastle upon Tyne.

## PARTICULARS OF ADULTERATED SAMPLES.

TABLE II.

No.	Article	Defect.	Action Taken.
40	New Milk ...	Deficient in Milk Fat to the extent of 20.0%.	See follow-up samples Nos. 62 and 64.
44	New Milk ...	Deficient in Milk Fat to the extent of 8.3%.	See follow-up samples Nos. 62 and 64.
62	New Milk ...	Deficient in Non-fatty solids to the extent of 1.5% and in Milk Fat to the extent of 11.6%.	See sample No. 64.
64	New Milk ...	Deficient in Milk Fat to the extent of 5.3%.	Producer appeared before Health Committee and was cautioned.
75	New Milk ...	Deficient in Non-fatty Solids to the extent of 3.8%.	Letter of caution sent to producer.
87	New Milk (Sterilised)	Deficient in Milk Fat to the extent of 32.6%.	Letter of caution sent to wholesaler.



TABLE II.—*Continued.*

No.	Article.	Defect.	Action Taken.
127	New Milk ...	Deficient in Milk Fat to the extent of 26.3%.	"Appeal to cow" samples showed that herd was giving sub-standard milk. Producer appeared before Health Committee, was cautioned and instructed to obtain Veterinary advice.
130	New Milk ...	Deficient in Milk Fat to the extent of 30.6%.	
131	New Milk ...	Deficient in Milk Fat to the extent of 12.0%.	
152	Flour ...	Infested with living flour mites.	Remainder of stock destroyed.
183	Zinc Ointment	Deficient in Zinc Oxide to the extent of 5.3%.	See formal follow-up sample No. 205.
205	Zinc Ointment	Deficient in Zinc Oxide to the extent of 1.3%.	Remainder of stock withdrawn. Letter of caution sent to Manufacturer.

**PUBLIC HEALTH (CONDENSED MILK) REGULATIONS, 1923-1927.**

There were 8 samples examined during the year under these regulations.

**PUBLIC HEALTH (DRIED MILK) REGULATIONS 1923-1927.**

3 samples were taken under these regulations during the year.

**PUBLIC HEALTH (PRESERVATIVES IN FOOD) REGULATIONS, 1925-1927.**

205 samples were examined during the year, and in no case was any infringement of the regulations discovered.

**SWIMMING BATHS.**

There are two open-air swimming pools in the Borough.

- (1) **Tynemouth Bathing Pool** :—The sea water is subject to continuous filtration and chlorination treatment. 2 samples taken for Bacteriological examination were found satisfactory.
- (2) **Hawkey's Lane Swimming Baths**.—Previously a salt water bath, a change to fresh water was made at the beginning of last season. The water is subjected to chlorination by the addition of a chlorinating agent. As the two samples taken during the year proved unsatisfactory, it is hoped that the installation of a continuous filtration and chlorination plant, now on order, will be completed before the commencement of the 1948 season.



**INSPECTION OF MEAT AND OTHER FOODS.****Slaughterhouses.**

There now remain 15 private slaughterhouses, which are subject to annual Licence. Since the operation of the Livestock (Restrictions on Slaughtering) Order 1940, all slaughtering is now centralised at Whitley Bay under Government Control, and deliveries of meat are made direct to the butchers' shops.

30 cases of special slaughter of pigs for home consumption were authorised under a Licence by the Local Officer of the Ministry of Food, and the carcasses and organs were inspected.

**Inspection of Meat.**

179 visits were made to butchers' shops. There are no open stalls used for the sale of meat.

**SWINE FEVER.**

Seven cases of suspected Swine Fever were reported to the Ministry. The outbreaks were confirmed by the Veterinary Inspectors and resulted in the slaughter and destruction of 34 pigs.

**FISH.**

During the season, a large number of boats were engaged in herring fishing, and the catches were usually landed and dealt with the same day. All catches were dealt with at the Corporation Fish Quay, and the quality of fish landed has been well maintained.

Mr. J. Coxon Fry, Quay Master, has kindly placed at my disposal the following figures showing the volume and value of the trade done during the year 1947:—

**Landings Made direct from Fishing Grounds.**

White Fish	... 1,445 landings	... 399,958 cwts.	... £836,931
Herring (Drift Net)	4,136 "	... 174,438 "	... £205,538
Herring (Trawled)	... 1 "	... 1,125 "	... £786
Whale Meat	... 7 "	... 1,211 "	... £7,846

**Imported from Norway and landed at Fish Quay ex Norwegian Carriers.**

White Fish	... 18 cargoes	... 14,422 cwts.
Herring	... 2 "	... 16,628 "
Mackerel	... 4 "	... 1,918 "

**TOTAL AMOUNT OF UNSOUND FOOD CONDEMNED.**

Food.	Tons.	Cwts.	Qtrs.	Lbs.	Ozs.
Beef	—	4	3	1	14
Pork	1	0	2	11	0
Bacon	—	—	1	22	13½
Fish	10	15	0	24	0
Shellfish	5	1	1	12	0
Tinned Meat	7	14	1	15	10¼
Tinned Fish	—	15	3	10	11¼
Tinned Milk	—	6	0	24	9
Tinned Fruit	—	3	2	9	1½
Other Tinned Goods	—	6	2	20	13¼
Miscellaneous Groceries	1	1	0	17	13
Potatoes	3	0	0	0	0
Sugar	—	1	2	2	0
Bread	4	1	0	19	4
<b>TOTAL</b>	<b>34</b>	<b>12</b>	<b>3</b>	<b>23</b>	<b>10¼</b>



TABLE I.

Registrar-General's List of Causes of Death at different periods of life in the County Borough of Tynemouth during 1947.

## MALES.

Short List No.	Causes of Death.	Under 1 Year.	1 to 5	5 to 15	15 to 45	45 to 65	65 and over.	Total all Ages.
1	Typhoid and Paratyphoid Fevers ...	—	—	—	—	—	—	—
2	Cerebro-spinal Fever ...	—	—	—	—	—	—	—
3	Scarlet Fever ...	—	—	—	—	—	—	—
4	Whooping Cough ...	—	—	—	—	—	—	—
5	Diphtheria ...	—	—	—	—	—	—	—
6	Tuberculosis of Respiratory System ...	1	1	—	15	11	3	31
7	Other Forms of Tuberculosis...	—	1	—	3	1	—	5
8	Syphilitic Disease ...	—	—	—	1	2	2	5
9	Influenza ...	—	—	—	2	2	—	4
10	Measles ...	—	—	—	—	—	—	—
11	Acute Poliomyelitis and Polioencephalitis ...	—	—	—	—	—	—	—
12	Acute Infectious Encephalitis	—	—	—	—	—	—	—
13	Cancer of Buccal Cavity and Oesophagus ...	—	—	—	—	1	4	5
14	Cancer of Stomach and Duodenum ...	—	—	—	1	11	2	14
16	Cancer of all other sites ...	—	—	—	2	19	21	42
17	Diabetes ...	—	—	—	1	—	1	2
18	Intra-cranial Vascular Lesions	—	—	—	—	13	29	42
19	Heart Disease ...	—	—	—	6	25	83	114
20	Other Diseases of the Circulatory System ...	—	—	—	—	2	11	13
21	Bronchitis ...	—	—	—	1	7	7	15
22	Pneumonia ...	8	2	—	—	2	4	16
23	Other Respiratory Diseases ...	—	—	1	3	3	1	8
24	Ulceration of the Stomach or Duodenum ...	—	—	—	2	1	—	3
25	Diarrhoea (under 2 years of age)	2	—	—	—	—	—	2
26	Appendicitis ...	—	—	—	—	—	—	—
27	Other Digestive Diseases ...	1	1	—	—	1	—	3
28	Nephritis ...	—	—	—	3	6	3	12
31	Premature Birth ...	7	—	—	—	—	—	7
32	Congenital Malformation, Birth Injury and Infantile Diseases	16	1	—	1	—	—	18
33	Suicide ...	—	—	—	1	2	—	3
34	Road Traffic Accidents ...	—	—	—	1	—	1	2
35	Other Violent Causes ...	2	2	1	4	1	2	12
36	All Other Causes ...	1	1	1	4	8	12	27
	Totals All Causes ...	38	9	3	51	118	186	405

Deaths under one year of age :—

Legitimate male children ... 37.

Illegitimate male children ... 1.

TABLE II.  
Registrar-General's List of Causes of Death at different periods  
of life in the County Borough of Tynemouth during 1947.

## FEMALES.

Short List No.	Causes of Death.	Under 1 Year.	1 to 5	5 to 15	15 to 45	45 to 65	65 and over.	Total all Ages.
1	Typhoid and Paratyphoid Fevers ... ..	—	—	—	—	—	—	—
2	Cerebro-Spinal Fever... ..	1	—	—	—	—	—	1
3	Scarlet Fever ... ..	—	—	—	—	—	—	—
4	Whooping Cough ... ..	—	—	—	—	—	—	—
5	Diphtheria ... ..	—	—	—	—	—	—	—
6	Tuberculosis of Respiratory System ... ..	1	1	—	17	3	—	22
7	Other Forms of Tuberculosis... ..	2	—	—	2	—	—	4
8	Syphilitic Disease ... ..	—	—	—	1	—	—	1
9	Influenza ... ..	—	—	—	—	—	—	—
10	Measles ... ..	—	1	—	—	—	—	1
11	Acute Poliomyelitis and Polioencephalitis ... ..	—	—	—	—	—	—	—
12	Acute Infectious Encephalitis ... ..	—	—	—	—	1	—	1
13	Cancer of Uterus ... ..	—	—	—	—	7	2	9
14	Cancer of Stomach and Duodenum ... ..	—	—	—	1	7	7	15
15	Cancer of Breast ... ..	—	—	—	—	3	2	5
16	Cancer of all other sites ... ..	—	—	—	—	11	13	24
17	Diabetes ... ..	—	—	—	—	—	—	—
18	Intra-cranial Vascular Lesions ... ..	—	—	—	1	11	34	46
19	Heart Disease ... ..	—	—	—	3	22	98	123
20	Other Diseases of the Circulatory System ... ..	—	—	—	—	1	6	7
21	Bronchitis ... ..	—	—	—	—	2	4	6
22	Pneumonia ... ..	7	—	1	2	3	3	16
23	Other Respiratory Diseases ... ..	—	—	—	2	1	1	4
24	Ulceration of the Stomach or Duodenum ... ..	—	—	—	—	—	—	—
25	Diarrhoea (under 2 years of age) ... ..	7	—	—	—	—	—	7
26	Appendicitis ... ..	—	—	1	1	—	—	2
27	Other Digestive Diseases ... ..	—	1	1	—	2	3	7
28	Nephritis ... ..	1	—	—	2	2	5	10
29	Puerperal and Post-Abortive Sepsis ... ..	—	—	—	1	—	—	1
30	Other Maternal Causes ... ..	—	—	—	4	—	—	4
31	Premature Birth ... ..	8	—	—	—	—	—	8
32	Congenital Malformation, Birth Injury and Infantile Diseases ... ..	10	—	—	—	—	—	10
33	Suicide ... ..	—	—	—	—	—	—	—
34	Road Traffic Accidents ... ..	—	—	—	1	—	—	1
35	Other Violent Causes ... ..	3	—	—	—	1	3	7
36	All Other Causes ... ..	2	—	—	3	6	14	25
	Totals All Causes ... ..	42	3	3	41	83	195	337

Deaths under one year of age :—

Legitimate female children ... 39.

Illegitimate female children ... 3.





## INDEX.

	PAGE.
After-Care of Tuberculous Patients ... ..	30
Births and Birth Rates ... ..	1, 6, 13
Blind Persons ... ..	10
Cancer ... ..	3, 28
Child Welfare Centres ... ..	14
Deaths and Death Rates ... ..	2, 3, 6, 49, 50
Diarrhoea and Enteritis ... ..	25
Diphtheria Immunisation ... ..	27
Disinfection of Premises ... ..	29
Dried Milk ... ..	13
Factories ... ..	36
Food and Drugs ... ..	44, 45, 46, 47
Food Poisoning ... ..	25
Frater Maternity Home ... ..	9
Health Committee ... ..	iii
Health Visiting ... ..	14, 15
Housing ... ..	40, 41
Ice-Cream ... ..	43
Infant Life Protection ... ..	15
Infantile Mortality ... ..	4
Introductory Letter ... ..	v
Marriages ... ..	1
Maternal Mortality ... ..	3
Measles ... ..	25, 26
Meat Inspection ... ..	48
Medical Aids ... ..	13
Medical Practitioners ... ..	5
Mental Defectives ... ..	10
Meteorology ... ..	11
Midwives ... ..	12
Milk Examinations ... ..	41, 42, 43
Moor Park Hospital ... ..	9
Moral Welfare Association ... ..	10, 14
Neo-Natal Mortality ... ..	4
Notifiable Diseases ... ..	26
Nurseries ... ..	15
Nursing Homes ... ..	9
Offensive Trades ... ..	39
Ophthalmia Neonatorum ... ..	25
Overcrowding Survey ... ..	16—22
Pathology ... ..	7
Pemphigus Neonatorum ... ..	25
Population ... ..	1, 6
Post-Natal Clinics ... ..	13
Premature Infants ... ..	14
Preston Hospital ... ..	7, 12
Puerperal Pyrexia ... ..	13
Rodent Control ... ..	38
Sanitary Inspection ... ..	34, 35, 36, 37
Scabies and Verminous Conditions ... ..	14
Seamen's Lodging Houses ... ..	39
Smallpox Hospital ... ..	9
Staff of Health Department ... ..	iv
Statistical and Social Conditions ... ..	1, 51
Stillbirths... ..	2
Swimming Baths ... ..	47
Tuberculosis ... ..	3, 30, 31
Tynemouth Victoria Jubilee Infirmary ... ..	8, 12
Ultra Violet Light ... ..	13, 30
Vaccination ... ..	29
Venereal Diseases ... ..	32, 33
Water Supply ... ..	23
Whooping Cough ... ..	25, 26