

**[Report 1959] / Medical Officer of Health, Royal Tunbridge Wells Borough.**

**Contributors**

Tunbridge Wells (England). Borough Council.

**Publication/Creation**

1959

**Persistent URL**

<https://wellcomecollection.org/works/h2ea6743>

**License and attribution**


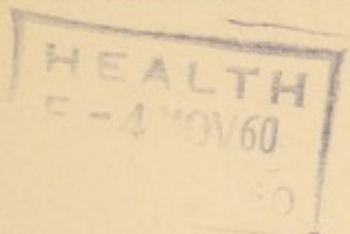
You have permission to make copies of this work under a Creative Commons, Attribution license.

This licence permits unrestricted use, distribution, and reproduction in any medium, provided the original author and source are credited. See the Legal Code for further information.

Image source should be attributed as specified in the full catalogue record. If no source is given the image should be attributed to Wellcome Collection.



Wellcome Collection  
183 Euston Road  
London NW1 2BE UK  
T +44 (0)20 7611 8722  
E [library@wellcomecollection.org](mailto:library@wellcomecollection.org)  
<https://wellcomecollection.org>



**BOROUGH OF ROYAL TUNBRIDGE WELLS**

---

# **ANNUAL REPORT**


OF THE

## **Medical Officer of Health**

**FOR THE YEAR 1959.**

---

**P. A. CROWLEY, M.B., Ch.B., B.A.O., D.P.H.**





Borough of Royal Tunbridge Wells

---

# ANNUAL REPORT

OF THE  
MEDICAL OFFICER OF HEALTH

FOR THE YEAR 1959.

---

P. A. CROWLEY, M.B., Ch.B., B.A.O., D.P.H.

---

Tunbridge Wells:  
C. BALDWIN, LTD. NEWTON ROAD  
1996/60



Borough of Royal Tunbridge Wells

# ANNUAL REPORT

OF THE

## MEDICAL OFFICER OF HEALTH

FOR THE YEAR 1934

F. A. CROWEY, M.B., B.S., D.P.H.

PRINTED BY  
C. BARNES LTD. TUNBRIDGE WELLS  
1935



# BOROUGH OF ROYAL TUNBRIDGE WELLS

## HEALTH COMMITTEE :

(Constitution at 31st December, 1959).

THE MAYOR (Mr. Councillor N. L. GLANFIELD, J.P.)

Mr. Councillor K. J. G. MORRISON (*Chairman*).

Councillor Miss C. COX.

Mr. Councillor D. SAVAGE.

Mr. Councillor E. GABBÉ.

Mr. Councillor J. T. SPARE.

Councillor Mrs. E. GREENFIELD, Mr. Councillor R. G. G. WOODLAND.  
B.A.

## STAFF OF PUBLIC HEALTH DEPARTMENT:

**Medical Officer of Health; Principal Medical Officer to Kent County Council  
(Area No. 4); Medical Officer of Health, Cranbrook Rural District Council;  
Visiting Medical Officer Infectious Diseases Hospital:**

P. A. CROWLEY, M.B., Ch.B., B.A.O., D.P.H.

**Official Address:** Public Health Offices, Town Hall, Tunbridge Wells.

**Telephone No.:** Tunbridge Wells 2822. Extension 72.

### Senior Public Health Inspector :

K. W. WILLANS (*a, b, c, d and e*)

### Public Health Inspectors:

T. ELLISON (*a and b*). W. P. S. RAE (*a, b and c*). R. WELCH (*a, b and c*).

- (a) Certificate of Royal Sanitary Institute of Sanitary Inspectors Examination Joint Board.
- (b) Meat and Other Foods Inspection Certificate of Royal Society of Health.
- (c) Smoke Inspectors' Certificate of Royal Society of Health.
- (d) Sanitary Science Certificate of Royal Society of Health.
- (e) Diploma, Royal Institute of Public Health and Hygiene.

### Student Public Health Inspector:

E. W. KINGCOTT (*commenced duties 12.10.59*)

### Health Visitors:

\*Miss M. Brereton.

\*Miss F. M. WEEDEN (*resigned 23.3.59*)

\*Miss M. L. PHILLIPS (*commenced duties 15.6.59*).

\*Miss E. THOUARD.

\*Miss W. M. WEST.

### Matron, Infectious Diseases Hospital :

† Miss B. L. DE MAUGER, S.R.N., R.F.N., S.C.M.

**CLERICAL STAFF:****Chief Clerk:**

Mrs. D. E. TEBBIT.

**Second Clerk:**

Miss G. M. MOORE.

**Public Health Inspector's Clerk:**

D. A. BARMBY.

**Rodent Operator:**

E. SMITHERMAN.

**Public Analyst:**

H. E. MONK, B.Sc., F.R.I.C., M.Inst.S.P.A., A.M.Inst.W.E.

**Deputy Public Analyst:**

R. C. SPALDING, M.A., F.R.I.C.


\*County Staff employed locally

†Under Control of Regional Hospital Board.

## INDEX.

	PAGE
INTRODUCTION ... ..	7
VITAL STATISTICS ... ..	10
INFECTIOUS DISEASES ... ..	15
TUBERCULOSIS ... ..	16
DIPHTHERIA IMMUNISATION, VACCINATION, ETC. ...	18
NURSING HOMES ... ..	20
LOCAL HEALTH SERVICES PROVIDED BY K.C.C. ...	20
SERVICES PROVIDED BY REGIONAL HOSPITAL BOARD ...	22
NATIONAL ASSISTANCE ACT ... ..	22
REPORT OF THE SENIOR PUBLIC HEALTH INSPECTOR ...	24
METEOROLOGY ... ..	46





Digitized by the Internet Archive  
in 2018 with funding from  
Wellcome Library

# **BOROUGH OF ROYAL TUNBRIDGE WELLS.**

PUBLIC HEALTH DEPARTMENT,

TOWN HALL,

TUNBRIDGE WELLS.

*To the Mayor, Aldermen and Councillors  
of the Borough of Royal Tunbridge Wells.*

MR. MAYOR, LADIES AND GENTLEMEN,

I have the honour to present my Annual Report on the health of the Borough for the year 1959.

The population (38,810) as estimated by the Registrar General again shows a slight decrease.

The total number of registered births was 520 (263 males and 257 females) as compared with 537 for 1958. The birthrate per 1,000 of the population was 14.6. This birth-rate when standardised was 13.4 compared with 16.6 for England and Wales.

Deaths numbered 705 (266 males and 439 females). The crude death rate for the Borough was 18.2 compared with 16.7 in 1958. The standardised death rate was 11.34 compared with 11.6 for England and Wales. Five hundred and fifty-six of the 705 deaths occurred in people over the age of 65. The principal causes of death in order of incidence were:—

- (a) Disease of the heart and circulation other than coronary—154 (of which 39 were due to circulatory disease).
- (b) Cancer and other tumours—123.
- (c) Coronary disease—102.
- (d) Vascular lesions of the nervous system—98.

The diseases causing the greatest number of deaths to males were as follows:—

- (a) Cancer—52.
- (b) Coronary disease—47.
- (c) Heart disease (other than coronary)—43
- (d) Vascular lesions of nervous system—22.



In females the diseases causing the greatest number of deaths were:—

- (a) Heart disease (other than coronary)—111.
- (b) Vascular lesions of nervous system—76.
- (c) Cancer—71.
- (d) Coronary disease—55.

Deaths from Cancer of the lung numbered 26 as against 22 in 1958.

Deaths of infants under one year numbered 13 giving an Infant Mortality rate of 25.0 per 1,000 live births (27.9 in 1958). An analysis of the 13 deaths shows 11 occurred in the first week of life. There were 15 stillbirths giving a Stillbirth rate of 28.8 per 1,000 total live births compared with a rate of 21.0 for England and Wales.

The Neonatal death rate (the number of deaths in infants under four weeks per 1,000 live births) was 23.1. The corresponding death rate for England and Wales being 15.8.

The Perinatal death rate (the number of deaths of infants under one week per 1,000 live births) was 21.2 compared with a rate of 34.2 for England and Wales.

From these rates it is apparent that practically all deaths of infants under one year occur in the first week of life.

Infectious disease notifications received during the year numbered 401. There were 243 cases of Measles, the majority of them occurring during the first six months of the year. No deaths were recorded. Whooping Cough cases numbered 42 and Scarlet Fever 29. These two infections appear, at the present time, to be less severe than they were a few decades past. In the intestinal group of infections 26 cases of Dysentery and 10 of Food Poisoning occurred. I make no apology for once again repeating that a high standard of personal hygiene is the best practical means of preventing a spread of such infections.

Two cases of paralytic Anterior Poliomyelitis were reported, one of these occurred in a child aged 3 years a resident of

Tunbridge Wells and the other in a man aged 63 years who was not a resident. Vaccination against this disease was continued throughout the year and it is hoped that the 15 to 25 year old age group will come forward in greater numbers to avail themselves of this immunisation.

There were 14 cases of Tuberculosis notified during the year as compared with twenty-three in 1958. B.C.G. vaccination against Tuberculosis continued for the thirteen year old school children and in addition for full-time students over the age of 13 years.

Once again there were no cases of Diphtheria notified during the year under review.

I am indebted to the County Medical Officer for the details given in the Tables appearing on pages 18 to 19 of this Report showing the numbers of persons vaccinated against Smallpox and Acute Anterior Poliomyelitis and immunised against Diphtheria and Whooping Cough. All arrangements in connection with immunisation and vaccination are made by the County Health Department.

I should like to thank Mr. K. W. Willans, Chief Public Health Inspector, both for the details of the work carried out by the Public Health Inspectors and for his valuable help during the year.

In conclusion, I wish to thank the Members of the Council, in particular the Chairman and Members of the Health Committee, for their interest in the working of the Department, and to the Chief Officers for their co-operation also to all the members of the Health Department for their loyal assistance throughout the year.

I am, Mr. Mayor, Ladies and Gentlemen,

Your obedient Servant,

P. A. CROWLEY,

*Medical Officer of Health.*



## VITAL STATISTICS.

## 1 (a) Summary of Statistics.

## 1 (a)—(i) GENERAL.

Area: 6,034 acres.

Population: 38,810 (R.G.'s Estimate 1959). 38,397 (R.G.'s Census figure 1951).

Density of population, i.e. number of persons per acre: 6.4.

Number of inhabited houses: 12,580.

Rateable value, 1959: £715,008.

Sum produced by a penny rate: £2,880.

Mean Annual Temperature: 50.5°F.

Hours of Bright Sunshine, 1959: 1901.8 hours.

Total Rainfall, 1959: 28.75 inches.

## 1 (a)—(ii) BIRTHS.

<i>Live Births (Registered):</i>	<i>Total.</i>	<i>Male.</i>	<i>Female.</i>
Legitimate ...	498	250	248
Illegitimate ...	22	13	9
	—		
	520		
	—		

Standardised Birth Rate: 13.4.

Live Birthrate per 1,000 population: 14.6.

Corresponding rate for 1958: 13.8.

Live Birthrate for England and Wales: 16.5.

1 (a)—(iii) <i>Stillbirths:</i>	<i>Total.</i>	<i>Male.</i>	<i>Female.</i>
Legitimate ...	15	6	9
Illegitimate ...	—	—	—
	—		
	15		
	—		

Stillbirth Rate per 1,000 live births: 28.8.

Rate per 1,000 population: 0.39.

Stillbirth Rate for England and Wales: 21.0.



## 1 (a)—(iv) DEATHS.

Males: 266. Females: 439. Total: 705.

Standardised Death Rate: 11.3.

Crude Death Rate per 1,000 population: 18.2.

Corresponding rate for 1958: 16.7.

Death rate for England and Wales: 11.6.

## 1 (a)—(v) Number of women dying in, or in consequence

of childbirth ...	...	...	...	...	Nil
Maternal mortality per 1,000 total registered					
births ...	...	...	...	...	0.0

## 1 (a)—(vi) INFANTILE MORTALITY.

Deaths of infants under one year of age:—

	<i>Total.</i>	<i>Male.</i>	<i>Female.</i>
Legitimate ...	13	11	2
Illegitimate ...	—	—	—

Death rate of infants under one year of age per 1,000 live births: 25.0.

Rate for England and Wales: 22.2.

## 1 (a)—(vii) Total number of deaths from:—

	1958	1959
Measles (all ages) ...	—	—
Whooping Cough ...	—	—
Diarrhœa (under 2 years) ...	—	—
Cancer (all ages) ...	100	123

### 1. Causes of death in children under one year.

	Under 24 hours.	1 day to 1 week	1-2 weeks	2-3 weeks	3-4 weeks	Total under 4 weeks.	1-3 m'nths	3-6 m'nths	6-9 m'nths	9-12 m'nths	TOTAL
Pneumonia ...	—	1	—	—	—	1	—	—	—	—	1
Other diseases of the respiratory system	—	—	—	—	—	—	—	—	1	—	1
Other defined and ill defined diseases	3	7	1	—	—	11	—	—	—	—	11
TOTALS ...	3	8	1	—	—	12	—	—	1	—	13

### 2. Deaths from Lung Cancer during the past ten years.

Year.	20—34 years.		35—44 years.		45—64 years.		65—74 years.		75 years and over		TOTAL.	
	M.	F.	M.	F.	M.	F.	M.	F.	M.	F.	M.	F.
1950 ...	—	—	—	—	2	—	—	2	—	—	2	2
1951 ...	—	—	—	—	8	—	4	1	—	1	12	2
1952 ...	—	—	—	—	3	1	4	1	3	3	10	5
1953 ...	—	—	2	—	3	1	5	—	3	—	13	1
1954 ...	—	—	2	—	11	—	—	1	6	—	19	1
1955 ...	—	—	1	—	3	—	3	1	4	—	11	1
1956 ...	—	—	—	—	6	3	9	3	1	—	16	6
1957 ...	—	—	1	1	9	3	6	—	4	—	20	4
1958 ...	—	—	1	—	2	—	9	2	4	4	16	6
1959 ...	—	—	—	—	11	—	6	5	3	1	20	6
	—	—	7	1	58	8	46	16	28	9	139	34

3. Table showing Summary of Causes of Death during the year ended 31st December, 1959.

No.	Cause of Death.	Male.	Female.	Total.
1.	Tuberculosis, Respiratory ... ..	—	—	—
2.	Tuberculosis, Other ... ..	—	—	—
3.	Syphilitic Disease ... ..	1	—	1
4.	Diphtheria ... ..	—	—	—
5.	Whooping Cough ... ..	—	—	—
6.	Meningococcal Infections ... ..	—	—	—
7.	Acute Poliomyelitis ... ..	—	—	—
8.	Measles ... ..	—	—	—
9.	Other Infective and Parasitic Diseases	1	1	2
10.	Malignant Neoplasm Stomach ... ..	8	10	18
11.	Malignant Neoplasm Lung, Bronchus	20	6	26
12.	Malignant Neoplasm Breast ... ..	—	17	17
13.	Malignant Neoplasm Uterus ... ..	—	3	3
14.	Other Malignant & Lymphatic Neoplasms	24	35	59
15.	Leukæmia, Aleukæmia ... ..	2	4	6
16.	Diabetes ... ..	4	5	9
17.	Vascular Lesions of Nervous System ...	22	76	98
18.	Coronary Disease, Angina ... ..	47	55	102
19.	Hypertension with Heart Disease ...	4	10	14
20.	Other Heart Disease ... ..	26	75	101
21.	Other Circulatory Disease ... ..	13	26	39
22.	Influenza ... ..	12	4	16
23.	Pneumonia ... ..	17	21	38
24.	Bronchitis ... ..	12	11	23
25.	Other Diseases of respiratory system ...	4	2	6
26.	Ulcer of Stomach and Duodenum ...	3	2	5
27.	Gastritis, Enteritis and Diarrhœa ...	1	—	1
28.	Nephritis and Nephrosis ... ..	2	5	7
29.	Hyperplasia of Prostate ... ..	5	—	5
30.	Pregnancy, Childbirth, Abortion ...	—	—	—
31.	Congenital Malformations ... ..	2	—	2
32.	Other Defined and Ill-Defined Diseases	26	51	77
33.	Motor Vehicle Accidents ... ..	4	3	7
34.	All other accidents ... ..	4	14	18
35.	Suicide ... ..	2	3	5
36.	Homicide and Operations of War ...	—	—	—
	TOTAL ALL CAUSES ... ..	266	439	705



4. Table showing the average number of deaths at several ages for consecutive periods of five years.

	1906 to 1910	1911 to 1915	1916 to 1920	1921 to 1925	1926 to 1930	1931 to 1935	1936 to 1940	1941 to 1945	1946 to 1950	1951 to 1955	1956	1957	1958	1959
Deaths at under 1 year	46	40	36	23	22	18	17	21	22	10	10	6	15	13
" 1 and under 2	23	16	{ 6	3	5	3	4	3	1	1	1	—	1	1
" 2 " " 5			{ 9	5	5	4	3	3	1	2	2	—	1	1
" 5 " " 15	10	16	15	6	7	5	4	5	3	2	1	2	1	1
" 15 " " 25	14	12	21	10	10	7	7	4	3	3	3	3	2	8
" 25 " " 45	141	145	{ 47	36	37	30	30	25	20	15	12	22	24	12
" 45 " " 65			{ 107	104	118	119	115	107	101	93	103	92	95	113
" 65 and upwards	205	234	245	276	307	342	368	420	470	473	528	469	514	556

5. Table showing number of deaths from certain causes.

Five-yearly Period.	Cancer.	Tuberculosis		Infectious Diseases.	Violence.	Influenza.
		Pul- monary.	Non-Pul- monary.			
1901-1905	226	167	61	104	45	67
1906-1910	251	154	48	90	35	87
1911-1915	260	133	46	110	49	60
1916-1920	310	150	62	59	50	178
1921-1925	328	111	32	27	65	64
1926-1930	384	106	21	30	59	91
1931-1935	383	65	20	15	57	52
1936-1940	417	60	14	21	81	55
1941-1945	502	66	16	13	65	61
1946-1950	496	44	9	9	52	25
1951-1955	500	18	2	7	116	40
1956	125	6	1	1	29	2
1957	101	4	—	3	24	6
1958	100	2	—	1	39	7
1959	123	—	—	2	30	16

Table 6. Ages, etc., of Cases of Notifiable Infectious Disease.

Disease	Total Cases (all ages)	Under 1 year	1 year	2 years	3 years	4 years	5-9 years	10-14 years	15-24 years	25-44 years	45-64 years	65 and over	Age Un-known	Cases admitted to Hospital	Deaths
Scarlet Fever ...	29	—	2	2	3	1	16	3	1	1	—	—	—	—	—
Diphtheria ...	—	—	—	—	—	—	—	—	—	—	—	—	—	—	—
Pneumonia ...	16	—	—	1	—	—	2	—	—	—	6	7	—	—	1
Puerperal Pyrexia ...	14	—	—	—	—	—	—	—	7	7	—	—	—	—	—
Erysipelas ...	4	—	—	—	—	—	—	—	—	—	2	2	—	—	—
Meningococcal Meningitis ...	1	1	—	—	—	—	—	—	—	—	—	—	—	—	—
Food Poisoning ...	10	—	—	1	—	—	2	—	5	—	1	1	—	—	—
Whooping Cough ...	42	2	3	4	5	5	20	3	—	—	—	—	—	—	—
Measles ...	243	5	9	23	24	31	122	21	4	4	—	—	—	—	—
Acute Encephalitis:															
Infective ...	—	—	—	—	—	—	—	—	—	—	—	—	—	—	—
Post Infectious ...	—	—	—	—	—	—	—	—	—	—	—	—	—	—	—
Acute Anterior Poliomyelitis:															
Paralytic ...	2	—	—	—	1	—	—	—	—	—	1	—	—	—	—
Non-Paralytic ...	—	—	—	—	—	—	—	—	—	—	—	—	—	—	—
Ophthalmia Neonatorum ...	—	—	—	—	—	—	—	—	—	—	—	—	—	—	—
Dysentery ...	26	1	—	3	3	2	4	2	2	9	—	—	—	—	—
Paratyphoid B ...	—	—	—	—	—	—	—	—	—	—	—	—	—	—	—
Enteric or Typhoid Fever ...	—	—	—	—	—	—	—	—	—	—	—	—	—	—	—
Tuberculosis:															
Pulmonary ...	13	1	—	1	1	—	—	1	—	2	5	2	—	7	3
Central Nervous System ...	1	—	1	—	—	—	—	—	—	—	—	—	—	—	—
Other ...	—	—	—	—	—	—	—	—	—	—	—	—	—	—	—
TOTALS ...	401	10	15	35	37	39	166	30	19	23	15	12	—	7	4



Table 7. Seasonal Incidence of Notifiable Infectious Diseases.

DISEASE.	Jan.	Feb.	Mar.	Apl.	May	Jun.	July	Aug.	Sep.	Oct.	Nov.	Dec.	Totals
Scarlet Fever ...	5	10	4	2	2	1	1	—	—	—	3	1	29
Diphtheria ...	—	—	—	—	—	—	—	—	—	—	—	—	—
Pneumonia ...	—	2	6	1	4	—	2	—	—	—	—	1	16
Puerperal Pyrexia ...	2	5	1	—	2	—	2	—	—	1	1	—	14
Erysipelas ...	—	—	1	—	—	1	—	—	—	1	1	—	4
Whooping Cough ...	3	9	8	8	9	1	1	—	—	—	3	—	42
Measles ...	16	73	49	30	30	24	16	5	—	—	—	—	243
Acute Anterior Polio- myelitis :													
Paralytic ...	—	1	—	—	1	—	—	—	—	—	—	—	2
Non-Paralytic ...	—	—	—	—	—	—	—	—	—	—	—	—	—
Dysentery ...	5	—	12	4	3	—	—	—	—	2	—	—	26
Food Poisoning ...	4	—	—	—	—	—	2	1	1	—	2	—	10
Meningococcal Meningitis	—	—	1	—	—	—	—	—	—	—	—	—	1
Acute Encephalitis :													
Infective ...	—	—	—	—	—	—	—	—	—	—	—	—	—
Post-Infectious ...	—	—	—	—	—	—	—	—	—	—	—	—	—
Paratyphoid ...	—	—	—	—	—	—	—	—	—	—	—	—	—
Ophthalmia Neonatorum	—	—	—	—	—	—	—	—	—	—	—	—	—
Typhoid ...	—	—	—	—	—	—	—	—	—	—	—	—	—
Tuberculosis :													
Pulmonary ...	—	1	3	2	1	2	—	—	3	—	1	—	13
Cent. Nervous System	—	—	—	—	—	—	—	—	—	—	—	1	1
Other ...	—	—	—	—	—	—	—	—	—	—	—	—	—
	35	101	85	47	52	29	24	6	4	4	11	3	401

Table 8. Tuberculosis.

Age Periods	New Cases				Deaths			
	Pulmonary.		Non. Pul.		Pulmonary.		Non-Pul.	
	M.	F.	M.	F.	M.	F.	M.	F.
Under 1 year ...	1	—	—	—	—	—	—	—
1—5 ...	—	2	—	1	—	—	—	—
5—10 ...	—	—	—	—	—	—	—	—
10—15... ..	—	1	—	—	—	—	—	—
15—20... ..	—	—	—	—	—	—	—	—
20—25... ..	—	—	—	—	—	—	—	—
25—35... ..	—	2	—	—	—	—	—	—
35—45... ..	—	—	—	—	—	—	—	—
45—55... ..	2	—	—	—	—	—	—	—
55—65... ..	3	—	—	—	—	—	—	—
Over 65 ...	2	—	—	—	3	—	—	—
	8	5	—	1	3	—	—	—

Table 9. Tuberculosis Register.

	1st Quarter.			2nd Quarter.			3rd Quarter.			4th Quarter.		
	M.	F.	T.	M.	F.	T.	M.	F.	T.	M.	F.	T.
<i>Pulmonary Tuberculosis:</i>												
Number of cases on register	174	150	324	171	154	325	175	154	329	178	154	332
New notifications ...	2	3	5	3	1	4	2	1	3	1	—	1
Cases removed and subsequently restored ...	—	—	—	—	—	—	—	—	—	1	—	1
Other cases added to register (inward transfers) ...	3	2	5	4	1	5	2	1	3	—	—	—
Cases removed (removed, recovered, died) ...	8	1	9	3	2	5	1	2	3	2	1	3
Cases remaining on register	171	154	325	175	154	329	178	154	332	178	153	341
<i>Non-Pulmonary Tuberculosis:</i>												
Number of cases on register	32	41	73	31	40	71	31	40	71	31	40	71
New notifications ...	—	—	—	—	—	—	—	—	—	—	1	1
Cases removed and subsequently restored ...	—	—	—	—	—	—	—	—	—	—	—	—
Other cases added to Register (inward transfers)	—	—	—	—	—	—	—	—	—	—	—	—
Cases removed (removed, recovered, died) ...	1	1	2	—	—	—	—	—	—	—	—	—
Cases remaining on register	31	40	71	31	40	71	31	40	71	31	41	72

Table 10. Tuberculosis—Summary of Cases.

	Pulmonary.	Non-Pul.	Pulmonary.	Non-Pul.	Total.
	Male.		Female.		
Cases on Register at beginning of year...	174	32	150	41	397
Cases added ... ..	18	—	9	1	28
Cases removed	14	1	6	1	22
Cases Remaining ...	178	31	153	41	403

### Poliomyelitis Vaccination.

The following table gives (A) the number of second injections and (B) the number of third injections given during the year ended 31st December, 1959:—

(A)	60	359	136	75	53	65	71	75	83	79	76	102	106	130	75	126	114	1661	3720
(B)	—	178	293	243	279	264	302	250	232	223	230	237	232	361	189	218	202	491	4576
Born	1959	1958	1957	1956	1955	1954	1953	1952	1951	1950	1949	1948	1947	1946	1945	1944	1943	Before 1943	TOTAL

### Diphtheria Immunisation.

The number of children under the age of 15 years on 31st December, 1959 who had completed a course of immunisation at any time before that date (i.e. at any time since 1st January, 1945) is as follows:—

Year of Birth	1945	1946	1947	1948	1949	1950	1951	1952	1953	1954	1955	1956	1957	1958	1959	Total
Last complete course of injections (whether primary or booster)																
1955—1959	5	17	18	137	62	165	239	160	159	350	333	352	348	338	86	2769
1954 or earlier	258	283	422	327	463	240	189	219	239	23	—	—	—	—	—	2663



## Immunisation and Vaccination.

Year of Birth.	DIPHTHERIA IMMUNISATION		SMALLPOX VACCINATION		WHOOPIING-COUGH IMMUNISATION
	Primary	Reinforcing	Primary	Revaccination	Primary
1959	86	—	120	—	176
1958	281	—	206	—	281
1957	44	—	14	—	51
1956	11	4	3	—	14
1955	3	4	2	—	7
1954	6	55	2	1	11
1953	6	31	1	1	8
1952	1	7	1	—	3
1951	—	6	2	2	2
1950	1	—	1	—	7
1949	—	3	1	1	—
1948	—	2	1	1	1
1947	—	1	—	1	—
1946	—	—	—	—	—
1945	—	—	—	—	—
Before 1945	1	—	10	41	1
TOTAL	440	113	364	48	562

### NURSING HOMES.

	Number of Homes	Number of Beds provided for:		
		Maternity	Others	Total
(a) Homes first registered during year ...	2	5	17	22
(b) Homes whose registrations were withdrawn during the year ...	1	—	14	14
(c) Homes on the register at the end of the year	18	7	240	247

Twenty-six visits of inspection to the nursing homes were made by the Medical Officer of Health during the year.

### LOCAL HEALTH SERVICES FOR THE BOROUGH provided by the Kent County Council.

#### Ambulance Facilities.

All requests for ambulance transport are dealt with by the County Ambulance Service from their station in Monson Road.

#### Domestic Help.

Requests for Domestic Help, Family Help, Evening, Night Attendant and Child Help Services are dealt with by the Area Organiser, whose office is at 41 Grove Hill Road.

#### Nursing in the Home.

Nursing in the home is undertaken by Home Nurses employed by the Kent County Council, and the District Midwives also employed by the County Council carry out the majority of the domiciliary midwifery cases in the Borough.



### Treatment Centres and Clinics.

The following table gives details of the various treatment centres and clinics operated by the Kent County Council.

CLINICS AND TREATMENT CENTRES.	SESSIONS.	
	Days.	Times.
Child Welfare Centres:— 9-10, Calverley Terrace, Crescent Road.	Tuesday and Thursday	2 p.m.—4 p.m.
Congregational Church Hall, Rusthall.	Wednesday	2.30 p.m.
St. Luke's Church Hall, 36, Silverdale Road.	Wednesday	2.30 p.m.
Ante-Natal Clinic:— 9-10, Calverley Terrace, Crescent Road.	1st, 3rd and 5th Friday	2 p.m.—4 p.m.
Mothercraft & Relaxation Classes:— 9-10, Calverley Terrace, Crescent Road.	2nd and 4th Friday	2.30—3.30 p.m.
Diphtheria Immunisation & Vaccination Clinic:— 9-10, Calverley Terrace, Crescent Road.	Monday	2 p.m.—4 p.m.
School Health Service:— Minor Ailment Clinic:— 9-10, Calverley Terrace, Crescent Road.	Monday Wednesday	9—10 a.m. 9 a.m.—12 noon
Ophthalmic Clinic:— 9-10, Calverley Terrace, Crescent Road.	Monday	9 a.m.
Orthopædic Clinic:— 9-10, Calverley Terrace, Crescent Road.	1st, 2nd and 3rd Tuesday	9 a.m.
Speech Therapy Clinic:— 3, Mount Ephraim Road	Tuesday	10 a.m.
Dental Clinic:— 9-10, Calverley Terrace, Crescent Road.	Monday to Friday	9.30 a.m.

### SERVICES PROVIDED BY THE REGIONAL HOSPITAL BOARD.

Clinics.	Days.	Times.
Chest Clinic :— Out-Patient Department, Kent & Sussex Hospital, Tunbridge Wells.	Friday	9 a.m. to 10 a.m. (for children only). 10.0 a.m. to 12.30 p.m. 2.0 p.m. to 4.30 p.m.
Clinic for treatment of Venereal Diseases :— Kent and Sussex Hospital, Tunbridge Wells	Wednesday (Females)	2.0 to 4.0 p.m.
	Wednesday (Males)	4.0 to 6.0 p.m.

There are five hospitals under the jurisdiction of the Regional Hospital Board which provide services for the town.

These are as follows:—

Pembury Hospital, Pembury, Tunbridge Wells.

The Homœopathic Hospital, Church Road, Tunbridge Wells.

The Kent and Sussex Hospital, Mount Ephraim, Tunbridge Wells.

The Tunbridge Wells and District Maternity Home, Calverley Park Gardens, Tunbridge Wells.

The Tunbridge Wells and District Isolation Hospital, Benhall Mill Road, Tunbridge Wells.

#### Scabies.

No cases occurred during the year under review.

#### National Assistance Act, 1948 (as amended).

*(Section 47 of the National Assistance Act. Removal to suitable premises of persons in need of care and attention.)*

No action was necessary under this Section during the year.

### Public Health Bacteriology.

All public health bacteriology for the Borough is carried out either by the Laboratory at the Kent and Sussex Hospital, Tunbridge Wells, or the Public Health Laboratory Service at their laboratory at Preston Hall, British Legion Village, Maidstone.

### Staff Medical Examinations.

During the year the following medical examinations for superannuation purposes were carried out:—

Tunbridge Wells Borough	...	...	...	...	20
Other Authorities	...	...	...	...	1

### International Certificate of Vaccination.

Four hundred and nineteen certificates requiring the signature of the doctor authenticated were dealt with during 1959.



### GENERAL SANITARY ADMINISTRATION

I have pleasure in giving details of the work of the Public Health Inspectors for the year 1959 which, as in previous years has centred mainly on two of the most important needs of the community—clean food and better housing.

Although it has been necessary from time to time to recommend statutory action in some form or other, the role of the Public Health Inspector as an adviser and educator has not been overlooked.

The valuable work done by the District Inspectors, Messrs. T. Ellison, W. P. S. Rae and R. Welch is appreciated, and thanks are due to the clerical staff for their assistance.

During the year, Mr. D. A. Barmby, started the second phase of his training as a Public Health Inspector.

Problems shared are problems halved and in this respect my thanks are due to yourself for the many helpful discussions we have had during the past year.

K. W. WILLANS,  
*Chief Public Health Inspector.*

The following table gives a general summary of the visits and work carried out by the Public Health Inspectors during 1959.

Visits to Food Premises	...	...	...	...	...	...	1,747
„ „ Houses under the Housing Act	...	...	...	...	...	...	1,551
„ „ Houses under the Public Health Act	...	...	...	...	...	...	984
„ „ Houses under the Rent Act	...	...	...	...	...	...	47
„ „ Houses <i>re</i> Improvement Grants	...	...	...	...	...	...	22
„ „ Houses prior to rehousing tenants	...	...	...	...	...	...	66
„ „ Houses-let-in-lodgings	...	...	...	...	...	...	54
„ „ Moveable Dwellings	...	...	...	...	...	...	13
„ „ Pet Shops	...	...	...	...	...	...	20
„ „ Public Conveniences	...	...	...	...	...	...	24
„ „ Shops	...	...	...	...	...	...	50
„ „ Water Courses	...	...	...	...	...	...	28
„ „ Workplaces/Offices	...	...	...	...	...	...	26

Visits under Clean Air Act—atmospheric pollution station ... ..	12
—boiler plant inspection ... ..	12
—smoke observations ... ..	18
—other visits ... ..	73
—interviews ... ..	11
„ „ Factories Acts ... ..	81
„ „ Heating Appliances (Fireguards) Act ... ..	6
Visits <i>re</i> Complaints ... ..	370
„ „ Drains ... ..	406
„ „ Infectious Disease ... ..	58
„ „ Keeping of Animals ... ..	46
„ „ Refuse Accommodation ... ..	130
„ „ Rodent Infestation ... ..	48
„ „ Sewers ... ..	40
„ „ Vermin Infestation ... ..	63
Miscellaneous visits ... ..	472
Drains tested ... ..	93
Interviews ... ..	593
Samples taken—Feeding Stuffs and Fertilisers ... ..	7
—Food and Drugs ... ..	90
—Ice-cream ... ..	46
—Milk ... ..	152
—Water ... ..	75

### Water Supply.

The water supply to premises in Tunbridge Wells is drawn from two sources, one at Pembury and the other at Saints' Hill, Fordcombe, and again the supply was satisfactory both in quantity and quality throughout the year. The water from Pembury is mainly spring water augmented for about half the year from borewells, and the water from Saints' Hill is solely from borewells.

Water from Tangiers Waterworks goes into supply outside the Borough and bacteriological samples are taken regularly.

In addition regular samples are taken of the Chalybeate Spring on the Pantiles and all proved satisfactory.

Three samples of untreated water from private supplies to two premises on the outskirts of the Borough proved unsatisfactory.



TABLE OF SAMPLES TAKEN OF DRINKING WATER

					Satis- factory.	Not up to standard
<b>1. Corporation Supply.</b>						
(a)	PEMBURY WATERWORKS (treated)					
	Bacteriological Samples ...	...	...	...	14	0
(b)	SAINTS' HILL WATERWORKS (treated)					
	Bacteriological Samples ...	...	...	...	10	0
(c)	TANGIER WATERWORKS (treated)					
	Bacteriological Samples ...	...	...	...	10	0
<b>2. Private Supplies.</b>						
(a)	TREATED WATER					
	Bacteriological Samples ...	...	...	...	1	0
(b)	UNTREATED					
	Bacteriological Samples ...	...	...	...	0	3
<b>3. Pantiles Chalybeate Spring.</b>						
	UNTREATED WATER ...	...	...	...	12	0

**Public Swimming Bath.**

The Monson Road Public Swimming Bath has a capacity of 99,000 gallons with a  $3\frac{1}{2}$  hour turnover. The plant provides for filtration, heating, chlorination and aeration of the water on which tests for available chlorine are carried out three times daily to ensure a free chlorine content of two parts per million and a pH value of between 7.8 and 8.2.

The Bath is emptied and refilled once a year and the filtration plant is washed out twice weekly for which approximately 5,000 to 6,000 gallons of water are used.

Showers and foot sprays are provided and the public are encouraged to use them prior to entering the Bath.

The Swimming Bath has increased in popularity during the past few years and apart from the general public and swimming clubs is well used by school children, notably from the Primary Schools, spastic children and the Poliomyelitis Fellowship. This increased demand means that in addition to normal day to day running the plant must be operated at night and weekends to meet peak loads.

During the year under review the Swimming Bath was frequented by 140,000 persons.

As well as the Swimming Bath there are 16 Slipper Baths (6 female and 10 male) which provided facilities for about 500 persons weekly during the year.

Plans are proceeding to lengthen and deepen the Bath, increase filtration and reduce the circulation period to 3 hours. Under the new arrangements the Swimming Bath will be entered via foot baths. Improvements will also be made to existing ventilation, dressing and seating accommodation, and the number of Slipper Baths will be increased.

TABLE OF SAMPLES TAKEN OF SWIMMING BATH WATER.

			<i>Satisfac-</i>	<i>Not up to</i>
			<i>tory.</i>	<i>standard</i>
Bacteriological Samples	...	...	22	0
Chemical Samples	...	...	2	0

#### **Sewage and Refuse Disposal.**

Two modern sewage works serve the town. There are, however, still a number of premises in the more rural parts of the Borough having cesspool or septic tank drainage. Cesspools are emptied by the Cleansing Department eight times a year free of charge.

Refuse disposal is carried out by the Cleansing Department under the supervision of the Borough Surveyor. At present land just outside the Borough is being used for the disposal of refuse by controlled tipping methods.

There are approximately 18,800 bins in use in the Borough and the refuse handled from all sources was in the region of 11,881 tons.

#### **HOUSING.**

##### **Clearance of Unfit Houses in Areas.**

On March 16th representations were made in respect of 6 unhealthy areas comprising 33 houses and the Clearance



Orders were confirmed by the Minister of Housing and Local Government without modification on the 8th October, 1959.

Towards the end of the year representations were also made in respect of a further 5 areas comprising 47 houses. Four of the areas appeared to be capable of redevelopment and Compulsory Purchase Orders were subsequently made by the Corporation and await confirmation. In the case of two of the areas in Rusthall they will, if confirmed, add to land already owned by the Council.

#### **Individual Unfit Houses.**

Closing Orders were made on 9 premises of which 5 were basements. Two Closing Orders were determined as the premises were made fit.

There are a great number of houses in the Borough with basements which were never intended to be used as dwelling accommodation but as kitchens, storage space and work-rooms. It is to be hoped, therefore, that the Regulations now being drafted under the Housing (Underground Rooms) Act will produce a higher standard of natural lighting and ventilation.

During the year 49 families were rehoused from unfit dwellings and, as in previous years, the cost of removal was borne by the Council. One family found their own accommodation.

It is pleasing to report that no disinfestation action was necessary, the standard of cleanliness being generally good.

#### **Disrepair of Houses.**

Informal letters were sent requiring repairs to 331 houses and during the year 225 properties were repaired. When the informal approach did not bring satisfactory results the following action was taken:

(a) *Houses capable of repair at reasonable expense.*

Eight notices were served under the provisions of Section



9 of the Housing Act, 1957, and in one instance the owner appealed to the County Court but later gave an undertaking to do the necessary work.

In four cases the owners complied with the notices.

The Corporation carried out work in default of nine owners.

(b) *Public Health Act, 1936.*

Six statutory notices were served which were complied with without resort to legal proceedings.

### **Houses-let-in-lodgings.**

Statutory action had to be taken in respect of one of these premises to secure a reasonable standard of accommodation for the occupants, i.e. a separate sink and water supply, a separate cooker and food store, and one W.C. for every three lettings or eight persons. Such improvements remove the huddled camp conditions and produce reasonable accommodation for single persons or childless couples.

### **Improvement Grants.**

Improvement Grants were first introduced by the Housing Act, 1949, but the scheme did not meet with a great response and even though the conditions applicable to grants were somewhat relaxed by the provisions of the Housing Repairs and Rents Act, 1954, the applications received were still mostly restricted to owner/occupiers.

On June 14th the House Purchase and Housing Act, 1959, came into operation and introduced the Standard Grant which gives substantial financial aid towards the provision of such basic amenities as a bath, wash-hand basin, hot water supply, satisfactory facilities for storing food and a water closet inside or contiguous to the house.

The standard of the improved dwelling must include all five standard amenities which must be for the exclusive use of the occupants and, furthermore, the Local Authority must be satisfied that after the work specified in an application has

been carried out the dwelling will be fit for a period of not less than 15 years.

There are many houses in the town which could be improved by Standard Grants. The Public Health Inspector can discuss these Grants with the owners of properties whenever the occasion arises, but the Council might well consider setting up a Show House to achieve greater publicity by practical demonstration.

The standard by which a house is judged to be fit or otherwise is at present low and whether or not it is to be raised by the inclusion of the Standard amenities may quite well depend upon how the Standard Grant Scheme is received by property owners.

Twenty-two applications had been dealt with by the end of the year.

### **Housing and Sanitary Inspection.**

#### **1. Inspection of dwelling-houses during the year:—**

	<i>Number</i>
(1) (a) Total number of dwelling-houses inspected for housing defects (under Public Health or Housing Acts) ... ..	882
(b) Number of inspections made for the purpose ... ..	2,529
(2) (a) Number of dwelling-houses (included under sub-head (1) above) which were inspected and recorded under the Housing Consolidated Regulations, 1925 and 1932 ... ..	27
(b) Number of inspections for the purpose ... ..	131
(3) Number of dwelling-houses found to be in a state so dangerous or injurious to health as to be unfit for human habitation ... ..	27
(4) Number of dwelling-houses (exclusive of those referred to under the preceding sub-head) found not to be in all respect reasonably fit for human habitation ... ..	331

#### **2. Remedy of defects during the year without service of Formal Notices:—**

Number of defective dwelling-houses rendered fit in consequence of informal action by the Local Authority or their officers ... ..	225
--	-----

#### **3. Action under Statutory Powers during the year:—**

(a) <i>Proceedings under Sections 9, 10 and 12 of the Housing Act, 1957:—</i>	
(1) Number of dwelling-houses in respect of which notices were served requiring repairs ... ..	8



(2) Number of dwelling-houses which were rendered fit after service of Formal Notices:—		
(a) by owners	...	4
(b) by Local Authority in default of owners	...	9
(b) <i>Proceedings under Public Health Acts:—</i>		
(1) Number of dwelling-houses in respect of which notices were served requiring defects to be remedied	...	6
(2) Number of dwelling-houses in which defects were remedied after service of Formal Notices:—		
(a) by owners	...	12
(b) by Local Authority in default of owners	...	0
(c) <i>Proceedings under Section 17 of the Housing Act, 1957:—</i>		
(1) Number of dwelling-houses in respect of which Demolition Orders were made	...	0
(2) Number of dwelling-houses closed in pursuance of an undertaking given by the owners	...	0
(d) <i>Proceedings under Section 17 (1) of the Housing Act, 1957:—</i>		
Number of dwelling-houses in respect of which Closing Orders were made	...	2
(e) <i>Proceedings under Section 18 of the Housing Act, 1957:—</i>		
(1) Number of separate tenements or underground rooms in respect of which Closing Orders were made	...	7
(2) Number of separate tenements or underground rooms in respect of which Closing Orders were determined the tenement or room having been rendered fit	...	1
<b>4. Demolition of unfit premises:—</b>		
(a) Number of premises in clearance areas demolished as a result of formal action	...	0
(b) Number of other premises demolished as a result of formal or informal action	...	0

### Rent Act, 1957

During the year under review only 9 applications for Certificates of Disrepair were received which is a sharp decline in the figure of 35 dealt with in each of the two previous years.

The following table summarises the work of the Department under this Act.

### RENT ACT, 1957

#### FIRST SCHEDULE.

##### Part I—Applications for Certificate of Disrepair.

1. Number of applications for certificates	...	9
--	-----	---



2. Number of decisions not to issue certificates	...	...	...	0
3. Number of decisions to issue certificates:—				
(a) in respect of some but not all defects	...	...	...	6
(b) in respect of all defects	...	...	...	3
4. Number of undertakings given by landlords under paragraph 5 of the First Schedule	...	...	...	7
5. Number of undertakings refused by Local Authority under proviso to paragraph 5 of the First Schedule	...	...	...	0
6. Number of certificates issued	...	...	...	3

---

#### Part II—Applications for Cancellation of Certificates.

7. Applications by landlords to Local Authority for cancellation of certificates	...	...	...	9
8. Objections by tenants to cancellation of certificates	...	...	...	3
9. Decisions by Local Authority to cancel in spite of tenants' objection	...	...	...	0
10. Certificates cancelled by Local Authority	...	...	...	10

#### Food and Drugs.

During the year the routine testing of milk to determine fat and solids-not-fat by the Gerber Method was started so that more money should be available out of estimates to purchase samples of other foods. Only when the Gerber Test raises any suspicion of the composition of a milk supply are formal samples submitted to the Public Analyst.

A total of 90 samples of milk and other foods were taken of which 80 were dealt with informally and 10 formally

It was necessary to report to the Health Committee upon nine unsatisfactory samples. In six cases warning letters were sent to the offenders. In the case of the sale of a commodity made of powdered glass which had mistakenly been used as a cake decoration a letter was sent suggesting that it should be marked "not to be eaten". Legal proceedings were instituted in two instances.

**SAMPLES TAKEN DURING 1959 UNDER THE FOOD AND DRUGS ACT,  
1955.**

Nature of Sample.	Examined			Adulterated.		
	Formal	Informal	Total	Formal	Informal	Total
Apricots in Syrup ...	—	1	1	—	—	—
Aspirin Tablets ...	—	1	1	—	—	—
Buttered Toast ...	1	1	2	1	1	2
Bridge Roll ...	—	1	1	—	1	1
Butter Macaroons ...	—	1	1	—	—	—
Cake Mix ...	—	2	2	—	—	—
Cheese Spread ...	—	1	1	—	—	—
Cheese (Grated) ...	—	1	1	—	—	—
Chop Sauce ...	—	1	1	—	—	—
Christmas Pudding ...	—	1	1	—	—	—
Coffee Spread ...	—	1	1	—	—	—
Cream ...	—	3	3	—	—	—
Cream of Celery Soup	—	1	1	—	—	—
Creamed Rice Milk						
Pudding ...	—	1	1	—	—	—
Crystallised Ginger ...	—	1	1	—	—	—
Dessicated Cocoanut ...	—	1	1	—	—	—
Egg, Veal and Ham Pie	—	1	1	—	1	1
Fish Cakes ...	—	1	1	—	—	—
Frizets ...	—	2	2	—	1	1
Gee's Linctus Pastilles	—	1	1	—	—	—
Gin ...	1	—	1	1	—	1
Glitter ...	—	1	1	—	—	—
Ground Almonds ...	—	1	1	—	—	—
Ice Cream ...	—	2	2	—	—	—
Jelly ...	—	1	1	—	—	—
Jusoda ...	—	1	1	—	—	—
Lemon Curd ...	—	1	1	—	—	—
Lemon, Glycerine,						
Honey, Ipecac. ...	—	1	1	—	—	—
Lemon Squash ...	—	1	1	—	—	—
Margarine ...	—	1	1	—	—	—
Marmalade ...	—	1	1	—	—	—
Marzipan ...	—	1	1	—	—	—
Milk ...	4	18	22	—	—	—
Mincemeat ...	—	1	1	—	1	1
Mint Jelly ...	—	1	1	—	—	—
Morfat Whipping ...	—	1	1	—	—	—
Orange Squash ...	1	1	2	—	1	1
Paste ...	—	2	2	—	—	—
Pork Luncheon Meat ...	—	1	1	—	—	—
Purvio ...	—	1	1	—	—	—
Rich Ruby V.P. ...	—	1	1	—	—	—
Rose Pink Colouring ...	—	1	1	—	—	—
Rum ...	1	—	1	—	—	—
Rum Butter ...	—	1	1	—	—	—
Salmon ...	—	1	1	—	—	—
Sausages ...	—	4	4	—	1	1
Self Raising Flour ...	—	1	1	—	—	—
Splendo ...	—	1	1	—	—	—
Swiss Roll ...	—	2	2	—	—	—
Syrup of Linseed ...	—	1	1	—	—	—
Tea ...	—	1	1	—	—	—
Tincture of Iodine ...	—	1	1	—	—	—
Treacle ...	—	1	1	—	—	—
Vinegar (Malt) ...	—	1	1	—	—	—
Whisky... ...	2	—	2	—	—	—
Yoghourt ...	—	1	1	—	—	—
TOTALS ...	10	80	90	2	7	9



### Ice-Cream.

During the year the number of premises registered under the provisions of the Food and Drugs Act, 1955, was 139, of which 4 are used for the manufacture and sale of ice-cream and the remainder for storage and sale only of wrapped ice-cream supplied by nation-wide manufacturers. Although no ice-cream samples were placed in Grade 4 it is hoped that future sampling will produce a higher percentage of Grade 1 samples.

**ICE CREAM TABLE.**

Number of manufacturers of ice-cream	...	...	...	...	4
„ „ other premises registered for the sale of ice-cream	...	...	...	...	135
„ „ samples taken under the Food and Drugs Act	...	...	...	...	2
„ „ samples taken for bacteriological examination	...	...	...	...	44
The 44 bacteriological samples were graded as follows:					
	Grade 1	...	...	...	26
	Grade 2	...	...	...	12
	Grade 3	...	...	...	6
	Grade 4	...	...	...	0

### Milk and Dairies Regulations.

Regular inspections were carried out at the two pasteurising plants in the town and the table below shows the results of the samples taken for bacteriological and biological examination.

It is pleasing to report that 15 samples of the various raw T.T. milks supplying the town passed the biological test for Tubercle and Brucella Abortus.

The 41 pasteurised milk samples include some school milks.

One sample of T.T. (Pasteurised) Milk failed to satisfy the phosphatase test but subsequent samples have proved satisfactory.

Reports were made to the Divisional Milk Officer of the Ministry of Agriculture, Fisheries and Food regarding raw T.T. milk which failed the Methylene Blue test and following general improvements in methods and equipment no further trouble has been experienced.



The failure of the two samples of grouped bottles from the bottle washing plant to achieve a satisfactory average standard was due to the deterioration of the sterilising compound due to over storage. Subsequent bottle samples from this plant have been satisfactory.

A warning letter was sent to a firm of Dairymen outside the Borough following a complaint that one of their bottles contained a small red smear.

### Milk Supply.

Licences in force at the end of the year:—

Pasteurisers' Licences	...	...	...	...	...	...	2
Dealers' Licences: Pasteurised Milk	...	...	...	...	...	...	21
„ „ Tuberculin Tested Milk	...	...	...	...	...	...	11
„ „ Sterilised Milk	...	...	...	...	...	...	29
Supplementary Licences: Pasteurised Milk	...	...	...	...	...	...	1
„ „ Tuberculin Tested Milk	...	...	...	...	...	...	1
Number of registered dairies	...	...	...	...	...	...	4
„ „ registered distributors in the Borough	...	...	...	...	...	...	30
„ „ shops (not dairies) selling bottled milks	...	...	...	...	...	...	38
„ „ distributors from other districts selling milk in the Borough	...	...	...	...	...	...	1

### Milk Sampling.

<i>Heat Treated Milks</i>	<i>Methylene Blue Test,</i>		<i>Phosphatase Test</i>	
	<i>Passed.</i>	<i>Failed.</i>	<i>Passed.</i>	<i>Failed.</i>
Pasteurised	41	0	41	0
Tuberculin Tested (Pasteurised)	37	0	36	1
<i>Raw Milks</i>	<i>Methylene Blue Test.</i>		<i>Biological Test.</i>	
	<i>Passed.</i>	<i>Failed.</i>	<i>Passed.</i>	<i>Failed.</i>
	15	8	15	0

### Milk Receptacles.

In addition nine samples of grouped bottles were taken from bottle-washing plants in the Borough and the average mean bottle count was satisfactory in seven cases.

## FOOD HYGIENE.

Food hygiene is one of the most important aspects of the Public Health Inspector's work and during the year 1,747 visits were made to food premises, including the Cricket Ground, the Agricultural Show Ground and visiting fairs, and

there has been no serious challenge of the Department's interpretation of the Food Hygiene Regulations, 1955.

The use of tobacco on premises where open food is stored or handled is too prevalent. The public health objection to smoking is that apart from the obvious risk of contamination of food by ash there is a more serious contamination in the mouth moisture transferred to the fingers. The Managers of food firms should also bear in mind that smoking carries with it the danger of tobacco getting into food and making it unfit for human consumption.

More use should be made of slices and tongs in the serving of unwrapped foods to avoid overhandling and its attendant risks of unnecessary contamination.

Plans for new premises are examined before building work commences and the opportunity of discussing points of hygiene with trader and architect is welcomed.

During the year it was necessary to report upon eight incidents to the Health Committee. Legal proceedings were taken in two instances—contraventions of the Food Hygiene Regulations—and fines were imposed. Warning letters were sent in respect of the other six offences—two of smoking, two about extraneous material in foods and two regarding the sale of mouldy food.

Investigations in regard to the latter revealed that too much reliance is placed on refrigeration as a means of preventing mould growth. Date stamping and good stock control are the real safeguards.

Food found to be unfit for human consumption in Retail and Wholesale Food Premises totalled 2 tons 5 cwts. 1 lb.

Unsound tinned foods, etc., are buried at a great depth in the Corporation Tip under supervision.



## INSPECTION AND SUPERVISION OF FOOD.

Number of food premises in the Borough					463
<i>Type of Business:</i>					
			<i>Number</i>	<i>Inspections</i>	
Bakehouses and bakers' shops	...	...	30	38	
Butchers' shops...	...	...	32	125	
Cafés, restaurants, etc.	...	...	52	142	
Dairies	...	...	4	78	
Fish shops	...	...	15	64	
Greengrocers	...	...	42	55	
Grocers and mixed	...	...	118	173	
Hotels	...	...	23	19	
Ice cream factory	...	...	1	22	
Licensed premises	...	...	53	22	
Market (covered)	...	...	1	38	
Nursing and Old Peoples' Homes	...	...	36	23	
School and other canteens	...	...	19	18	
Slaughterhouses	...	...	2	654	
Sweet and cake shops	...	...	28	30	
Other food premises	...	...	7	246	

The nature of the business has been classified according to the principal trade as two or more trades are often carried on from the same premises.

**Registered Food Premises.**

Number of food premises (included above) registered under:

*(i) Food and Drugs Act, 1955, Section 16:*

(a) Fish fryers	...	...	...	...	6
(b) Manufacturers of sausages, or potted, pressed, pickled or preserved food	...	...	...	...	32
(c) Manufacture, storage or sale of ice cream	...	...	...	...	139

*(ii) Milk and Dairies (General) Regulations, 1959:*

(a) Dairies	...	...	...	...	4
(b) Other premises used for the sale of milk	...	...	...	...	38

**SLAUGHTERHOUSES.**

As in previous years slaughtering has been carried out in the Corporation-controlled Holly Farm Slaughterhouse and the privately owned Beechwood Slaughterhouse and it is true to say that a 100 per cent meat inspection has been maintained although it necessitates evening and weekend visits.

The useful service rendered by Holly Farm in providing slaughtering facilities in Tunbridge Wells and the neighbour-



ing areas has been very much in evidence during the year and it is pleasing to record that since the slaughterhouse became Corporation-controlled in 1954 it has not been a financial burden to the rates—in fact it has shown a good profit.

The following table shows the number of animals slaughtered annually in the Borough over the past five years.

<i>Year.</i>	<i>Cattle excluding Cows.</i>	<i>Cows.</i>	<i>Calves.</i>	<i>Sheep and Lambs.</i>	<i>Pigs.</i>	<i>Total.</i>
1955	1,023	293	843	2,080	4,818	9,057
1956	1,431	226	1,090	2,835	3,292	8,874
1957	1,562	308	1,169	2,217	4,181	9,437
1958	1,226	324	908	3,471	5,279	11,208
1959	926	131	769	8,779	8,389	18,994

The importance of the slaughterhouse in its relation to the health of the community has been high-lighted by the stringent provisions of the Regulations which are to apply to such premises, and by the directions from the Ministry of Agriculture, Fisheries and Food to Local Authorities to consider their future slaughtering policy.

Before submitting the necessary report of slaughtering facilities in the Borough, the Master Butchers Federation, the Cattle Market Auctioneers, and the Farmers Unions, were consulted, all of whom recognised the valuable service given by Holly Farm, not only as a slaughterhouse, but also as a Dead-weight Grading Centre for pigs recognised by the Ministry of Agriculture, Fisheries and Food. The pigs certified during the year numbered 2,636.

In view of the demand for slaughtering facilities on an area basis and the fact that Holly Farm could not economically be brought up to the desired standard the erection of a modern public slaughterhouse suggested itself as a logical solution.

It is also worthy of note that the Government, in its previously intended policy of moderate concentration of slaughtering facilities—Command Paper 9542 of 1955—had earmarked Tunbridge Wells as a site for such a slaughterhouse.

After giving the matter their fullest consideration and with proper regard for the special demands on hygiene imposed by the lairage and slaughtering of animals, the Health Committee recommended to the Council that a public slaughterhouse including chill room facilities be erected.

Food found to be unfit for human consumption in the two slaughterhouses in the Borough amounted to 3 tons 3 cwts. 24 lbs. and this total included 8 cwts. 3 qtrs. 15 lbs. tubercular weight.

Unsound meat is coloured with vegetable dye and converted into products not for human consumption.

#### **Slaughter of Animals Act, 1954.**

One new licence to slaughter animals was issued during the year and there were nine renewals.



TABLE OF CARCASSES AND OFFAL INSPECTED AND FOUND UNFIT  
IN WHOLE OR PART

	Cattle, excluding Cows.	Cows.	Calves.	Sheep and Lambs.	Pigs.	Horses.
Number killed ... ..	926	131	769	8,779	8,389	—
Number inspected ... ..	926	131	769	8,779	8,389	—
<i>All diseases except Tuberculosis and Cysticerci :—</i>						
Whole carcasses found unfit ... ..	—	—	3	15	1	—
Carcasses of which some part or organ was found unfit ... ..	292	49	—	339	382	—
Percentage of the number inspected affected with disease other than Tuberculosis and Cysticerci ... ..	31.53%	37.40%	0.31%	4.03%	4.57%	—
<i>Tuberculosis only :—</i>						
Whole carcasses found unfit ... ..	—	—	—	—	—	—
Carcasses of which some part or organ was found unfit ... ..	5	—	—	—	42	—
Percentage of the number inspected affected with Tuberculosis ... ..	0.54%	—	—	—	0.5%	—
<i>Cysticercosis :—</i>						
Carcasses of which some part or organ was found unfit ... ..	—	1	—	—	—	—
Carcasses submitted to treatment by refrigeration ... ..	—	—	—	—	—	—
Generalised and totally unfit ... ..	—	—	—	—	—	—



**CLEAN AIR ACT, 1956.**

During the year the Corporation became a Co-operating Body in conjunction with the Department of Scientific and Industrial Research for the study of atmospheric pollution and its prevention. A Standing Conference meets twice a year and the Health Committee is entitled to send representatives. Furthermore the results of the monthly analysis of the pollutants collected in the Deposit Gauge and by the Lead Peroxide Candle are now forwarded to the Fuel Research Station where they are included in the national assessment of atmospheric pollution.

The following table shows the monthly assessment for deposited matter and sulphur present in the atmosphere.

**Woodbury Park Cemetery Site.**

<i>Month</i>	<i>Deposited Matter</i>			<i>Mg. of SO<sub>3</sub>/day collected</i>
	<i>(Tons per sq. mile)</i>			<i>by 100 sq. cm.</i>
January ...	...	...	10.17	1.59
February ...	...	...	7.12	1.37
March ...	...	...	9.22	0.91
April ...	...	...	9.72	0.76
May ...	...	...	7.34	0.46
June ...	...	...	6.94	0.27
July ...	...	...	13.81	0.23
August ...	...	...	7.25	0.19
September ...	...	...	6.88	0.53
October ...	...	...	8.42	0.36
November ...	...	...	11.17	0.59
December ...	...	...	13.64	0.54
AVERAGE ...	...	...	9.31	0.65

For such a general purpose instrument as the deposit gauge which is affected by fluctuations in atmospheric conditions such as rainfall, wind speeds, and dust, an insufficient number of recordings have so far been taken to establish the level of pollution.

**Smoke Control Areas.**

No recommendations were made towards the establishment of Smoke Control Areas but the adoption of Byelaws

under Section 24 of the Clean Air Act which requires that new buildings shall be provided with such arrangements for heating and cooking as are calculated to prevent so far as practicable the emission of smoke is recommended.

### **Smoke Nuisances.**

During the year a petition was received concerning the emission of smoke from the retort house of the Gas works in Upper Grosvenor Road as well as coke particles from the coke stacks. Following investigation at the works and consultations with the Alkali Inspector it was regrettably necessary to inform the complainants that nothing could be done although the nuisance sustained by the occupants of houses bordering the Gas Works is well appreciated.

The Gas Board is doing all it can, bearing in mind that the production of smoke and grit is an inherent characteristic of the design of the existing retort house, to reduce the pollution by keeping the apparatus in good repair and the premises clean. The Gas Board also agreed to increase the frequency of water spraying to damp down the coke stacks and so reduce the amount of fine coke particles blown off the stacks. The Gas Works boiler plant is fired with coke breeze, which is a smokeless fuel, and grit arrestors are fitted.

The Gas Works will continue to operate until the completion of vital research work now being carried out.

One other smoke nuisance was dealt with informally and a complaint of alleged nuisance from diesel locomotives could not be substantiated.

### **Notification and Installation of New Boiler Plant.**

Four notifications were received under Section 3 and smokeless fuels were to be used in each case.

### **Pest Control.**

#### **(i) RODENT CONTROL.**

One Rodent Operator is employed on rodent and other pest control.



During the year under review one test baiting of the sewers was carried out followed by two poison baitings at half-yearly intervals using the methods recommended by the Ministry of Agriculture, Fisheries and Food. No serious infestations were brought to light.

Occupiers of premises where rats are resorting in substantial numbers are required to notify the Department under the provisions of the Prevention of Damage by Pests Act, 1949. It is felt that there is a good measure of co-operation in this matter and the lack of any necessity for formal action to secure the destruction of rats reflects the confidence placed on the Department's service.

The source of minor infestations can invariably be traced either to the bird lover who indiscriminately puts out food and water, or to the owner of an unsatisfactory poultry hut.

**WORK CARRIED OUT UNDER THE PREVENTION OF DAMAGE BY PESTS ACT, 1949.**

1. Surface Treatment.	Type of Property.			
	Local Authority.	Private Dwellings.	Business Premises.	Agri-cultural.
Number of properties inspected as a result of:				
(a) Notification ... ..	11	205	38	1
(b) Survey under the Act	—	—	—	—
Number of complaints confirmed ... ..	11	193	37	1
Number of infestations found by survey ... ..	0	15	0	0
Number of properties found to be infested by:				
(a) Rats { Major infestation ...	5	4	0	0
{ Minor infestation ...	5	169	19	0
(b) Mice { Major infestation ...	0	0	0	0
{ Minor infestation ...	1	35	18	0
Number of infested properties treated by Rodent Operator	11	208	37	0
Number of infested properties treated by occupier ...	0	0	0	1
Total treatments carried out by Rodent Operator including retreatments ...	23	240	42	0



**2. Sewer Treatment.**

Number of manholes test-baited	...	...	...	...	...	135
Number of manholes poison-baited—1st treatment	...	...	...	...	...	118
Number of manholes poison-baited—2nd treatment	...	...	...	...	...	167

**(ii) OTHER PESTS.**

Treatments for various pests were carried out at thirty premises during the year including six for bugs and eight for fleas. A few food premises are included in this number where treatment was requested at the first sign of infestation.

A successful treatment of ponds and swampy ground in the vicinity of a housing estate was carried out during the year to minimise nuisance from mosquitoes and midges.

Advice only, however, can be given in respect of complaints regarding pigeons, foxes, badgers, squirrels and wasps as the Department at present has no authority to take active measures.

**Pet Animals Act, 1951.**

One new application for a licence to keep a Pet Shop was granted during the year and a further seven were renewed. Visits to pet shops numbered twenty and no contraventions of the Act were found during inspections of the premises.

**Factories Act, 1937-59.**

The North Farm Industrial Estate for light industry has developed steadily during the year. The majority of factories in the town, however, are very small and are well scattered. Six certificates of means of escape in case of fire were issued during the year.

Due to the Borough Engineer's co-operation plans of all new premises are made available for the Department's scrutiny before building work commences.

## Factories Act, 1937 and 1959.

## 1. INSPECTIONS for purposes of provisions as to Health.

Premises	Number on Register	Number of		
		Inspections	Written notices	Occupiers prosecuted
(i) Factories in which Sections 1, 2, 3, 4, and 6, are to be enforced by Local Authorities ... ..	70	33	—	—
(ii) Factories not included in (i) in which Section 7 is enforced by the Local Authority... ..	211	38	2	—
(iii) Other Premises in which Section 7 is enforced by the Local Authority (excluding out-workers' premises) ... ..	24	9	1	—
TOTAL ... ..	305	80	3	—

## 2. CASES IN WHICH DEFECTS WERE FOUND.

Particulars	Number of cases in which defects were found				Number of cases in which prosecutions were instituted
	Found	Remedied	Referred to H.M. Inspector	by H.M. Inspector	
Want of cleanliness (S.1)	1	1	—	—	—
Overcrowding ... (S.2)	—	—	—	—	—
Unreasonable temperature ... (S.3)	—	—	—	—	—
Inadequate ventilation (S.4)	—	—	—	—	—
Ineffective drainage of floors ... (S.6)	—	—	—	—	—
Sanitary Conveniences (S.7)					
(a) insufficient ...	—	—	—	—	—
(b) unsuitable or defective ...	1	1	—	—	—
(c) Not separate for sexes ...	—	—	—	—	—
Other offences against the Act (not including offences relating to Outwork) ... ..	1	1	—	1	—
TOTAL ... ..	3	3	—	1	—



**Outwork.**

(Sections 110 and 111.)

Nature of Work	Section 110.			Section 111.		
	No. of out-workers in August list required by Sect. 110. (1) (c)	No. of cases of default in sending lists to the Council	No. of prosecutions for failure to supply lists	No. of instances of work in un-wholesome premises	Notices served	Prosecutions
Wearing apparel, making, etc.	4	—	—	—	—	—

**HEATING APPLIANCES (FIREGUARDS) ACT, 1952**

The sale of heating appliances not properly guarded can be a potential source of accidents in the home and during the year it was necessary to make 6 visits to dealers' premises concerning the exposure for sale of second-hand heating appliances. In one case a warning letter was sent.

The Department is willing to apply the prescribed tests to any heating appliance when a dealer is in any doubt as to the efficiency of its fireguard.

**WEATHER INFORMATION FOR THE YEAR 1959**

The Municipal Meteorological Station is an official Auxiliary Station reporting daily a summary of the readings to the Meteorological Office of the Air Ministry. Instrument readings are taken daily at 9 a.m. G.M.T. and 6 p.m. clock time and a note is made throughout the day of weather changes, particularly of rain, snow, hail, thunderstorms, gales, etc.

Recording instruments are situated in an enclosure in the Calverley Grounds, with the exception of the sunshine recorder which is mounted on the roof of "Reliance House", Mount Ephraim, through the courtesy of The Reliance Insurance



Society, Ltd. The standard "Fortin" barometer is situate at the Town Hall.

An inspection of the station by a member of the Air Ministry staff, took place on the 2nd October, 1959.

Observers work on a rota system and during the year the duties were carried out by members of the Health Department, namely Mr. T. Ellison, Mr. W. P. S. Rae and Mr. R. Welch.

### **Sunshine.**

The total hours of bright sunshine were 1901.8, being 18 per cent above the average for the year.

Exceptionally good conditions prevailed during the summer of 1959 and it is not surprising that the sunshine hours during the months, May to October were well above average and the September total of 227.5 hours was the second highest on record. The highest total hours of sunshine recorded in one month was 288.6 hours in July.

The sunniest day of the year was on the 3rd June when there were 15.3 hours of sunshine.

Sunless days numbered 60 against an average of 66. It will be of interest to note that on only one day during the June to September period was no sun recorded.

### **Precipitation.**

Rainfall total was 28.75 inches being 1.75 inches below average for the year.

With rainfall below average, records were broken in February with .05 inches, this being the lowest ever recorded for that month as well as being the lowest monthly total for the year. September's total of .14 inches was also the lowest on record for that month. August which usually is a wet month was well below average. December recorded a total of 7.85 inches the second highest on record for this month. It was during December that the wettest day of the year occurred with 1.01 inches on the 26th. Thunderstorms and

hail accompanied the rain during the early hours of the morning. On 20 other days during the year thunder was noted.

Hail was recorded on 9 days during the year.

Days of measurable rain numbered 140 compared with the yearly average of 168.

Dry periods were recorded from:—

February 3rd to 20th ...	...	(18 days)
May 4th to 18th ...	...	(15 days)
June 10th to 23rd ...	...	(14 days)
July 13th to 25th ...	...	(13 days)

whilst from August 14th to October 9th (57 days) a period of measurable rainfall only occurred on two days and these days were the 31st August when only 0.02 inches, and 21st September when 0.14 inches were recorded.

Snow fell on 5 days in January and the last fall of the year was noted on the 21st March.

### **Temperatures.**

The mean temperature throughout the year was 50.5°F., the average being 49.2°F. During the first two months the mean temperature was below average but throughout the remaining ten months of the year it exceeded the average. Temperatures below ground level were also generally above average especially during the summer months.

The mean range of temperature was 16.9°F against the average of 14.3°F.

Maximum temperatures reached peaks during the year. On February 28th, 62°F was recorded, this was only equalled previously in February in 1948. A maximum temperature on October 3rd of 78°F was the highest recorded for 38 years for this month. The highest temperature of the year was 89°F on the 5th July.

The hottest nights of the year were on the 9th, 13th and 25th August when a minimum temperature of 62°F was recorded.



The lowest air temperature of 19°F was recorded on the 11th January. The grass temperature dropped to 20°F (the lowest recorded for the year) on the 17th January.

The last ground and air frosts in the spring were on the 1st May and the first ground and air frosts in the autumn were on the 28th and 30th October respectively.

Ground frosts numbered 67 and air frosts 64.

#### General.

Fog at the observation hour was noted on 29 days.

The highest barometric reading was 30.902 on the 17th February and the lowest 28.734 on the 27th October when winds reached gale strength during the night. Gale force winds were also recorded on the 2nd January and 18th October.



## METEOROLOGICAL NOTES, 1959.

Month.	Sunshine.		Rainfall.		Mean Temperature. In shade 4 feet above ground.		Temperature Underground.			
	Sunshine.		Rainfall.		Mean Temperature.		Temperature Underground.			
	1959.	45 year average.	1959.	79 year average.	1959.	69 year average.	One Foot.		Four Feet.	
	Hrs. Mins.	Hrs. Mins.	Inches.	Inches.	°F.	°F.	1959.	59 year average.	1959.	45 year average.
January ...	93 12	53 54	2.99	2.79	34.8	38.1	36.5	39.0	41.8	43.0
February ...	69 54	70 30	.05	2.29	37.9	38.7	36.7	38.8	39.4	41.8
March ...	106 48	124 12	2.22	2.20	44.8	42.2	44.1	41.7	43.9	42.8
April ...	138 48	158 30	2.75	1.93	49.2	46.8	49.7	47.3	48.1	46.7
May ...	229 0	212 6	1.32	1.96	53.5	53.0	56.5	54.7	53.6	51.6
June ...	255 42	219 6	.85	1.95	59.1	58.1	62.0	60.8	58.2	57.0
July ...	288 36	209 30	2.27	2.31	63.9	61.7	66.1	63.8	63.0	60.5
August ...	237 36	193 6	1.12	2.47	63.6	61.2	65.8	63.3	64.0	61.7
September ...	227 30	151 18	.14	2.31	60.2	57.2	60.9	59.2	62.5	60.2
October ...	156 42	111 30	2.59	3.44	53.4	50.3	53.1	52.4	57.3	55.9
November ...	69 18	62 36	4.60	3.52	43.6	43.4	44.3	45.6	49.5	50.1
December ...	28 42	47 6	7.85	3.33	41.8	39.8	42.2	41.3	46.0	45.5
	1901 48	1613 24	28.75	30.50	50.5	49.2	51.5	50.7	52.3	51.4

