

**[Report 1942] / Medical Officer of Health, Tonbridge & Southborough Joint Health Area.**

**Contributors**

Tonbridge and Southborough Joint Health Area (Kent, England)

**Publication/Creation**

1942

**Persistent URL**

<https://wellcomecollection.org/works/kzdu9sjx>

**License and attribution**

You have permission to make copies of this work under a Creative Commons, Attribution license.

This licence permits unrestricted use, distribution, and reproduction in any medium, provided the original author and source are credited. See the Legal Code for further information.

Image source should be attributed as specified in the full catalogue record. If no source is given the image should be attributed to Wellcome Collection.



Wellcome Collection  
183 Euston Road  
London NW1 2BE UK  
T +44 (0)20 7611 8722  
E [library@wellcomecollection.org](mailto:library@wellcomecollection.org)  
<https://wellcomecollection.org>

AC 4412 (3) TONBRIDGE  
TONBRIDGE AND SOUTHBOROUGH JOINT HEALTH AREA.

LIBRARY

Public Health Office,  
214, High Street,  
Tonbridge.

6th August, 1943.

To the Chairman & Councillors of  
Tonbridge Rural District Council and  
Tonbridge and Southborough Urban District Councils.

Ladies & Gentlemen,

I beg to submit the Annual Report on the health, vital statistics and sanitary circumstances of the above Area for the year 1942, abbreviated as instructed by the Ministry of Health in respect of local populations and certain wartime activities.

There have been no serious outbreaks of disease during the past twelve months, and the health of the community, as a whole, continues to be very good.

I am,

Your obedient Servant,

R. J. CHAPMAN,

Medical Officer of Health.

68654



[Faint, illegible text, likely bleed-through from the reverse side of the page]

TONBRIDGE & SOUTHBOROUGH JOINT HEALTH AREA.

STAFF OF THE PUBLIC HEALTH DEPARTMENT.

Tonbridge Rural District.

Mr. E.A.P. May, Senior Sanitary Inspector (Cert. as S.I. and M.I. Assoc. Inst. Mech. E. Cert. in Building Construction).

Mr. J. Hughes, Asst. Sanitary Inspector (Cert. as S.I. and M.I.) (Joined R.A.F. 29/7/40).

Tonbridge Urban District.

Mr. M. Jenner, Senior Sanitary Inspector (Cert. as S.I. and M.I.)

Mr. T. Ellison, Asst. Sanitary Inspector (Cert. as S.I. and M.I. Cert. in Hygiene and Physiology).

Southborough Urban District.

Mr. T.A. Scott, Surveyor & Sanitary Inspector (Cert. as S.I.)

Mr. R. J. Matson, Asst. Sanitary Inspector (Cert. as S.I.) (appointed August 1942).

HEALTH NURSE:

Mrs. S. Abraham, S.R.N., S.R.F.N., (appointment terminated 31st October, 1942).

Mrs. F. Graham, S.R.N., S.C.M. (temporary) (appointed 31st August, 1942).

Medical Officer's Clerk:

Mrs. S. C. Downs.

MEDICAL OFFICER OF HEALTH:

W.G. SWANN,

M.D., B.Ch., B.A.O., D.P.H., D.R.C.O.G. (joined R.A.M.C. October 24th, 1942)

R.J. CHAPMAN, M.C.,

M.D., CH.B., D.P.H., (appointed Medical Officer of Health Tonbridge Joint Area October 26th, 1942).

Matron of Tonbridge Joint Isolation Hospital:

Miss E. K. Mackley, S.R.N., S.R.F.N., S.C.M.

## TONBRIDGE RURAL DISTRICT.

1942 HEALTH REPORT.GENERAL STATISTICS.

Area (acres)	...	41,687
Rateable Value	...	£137,950
Sum represented by a penny rate	...	£569
No. of inhabited houses (according to Rate Books; end of 1942).		6,133

EXTRACTS FROM VITAL STATISTICS FOR THE YEAR.

		<u>Total.</u>	<u>Male.</u>	<u>Female.</u>
Live ) Legitimate		309	165	144
Births ) Illegitimate		23	12	11
		<u>332</u>	<u>177</u>	<u>155</u>

Birth rate per 1,000 estimated resident population 1942 .... 16.8

		<u>Total.</u>	<u>Male</u>	<u>Female</u>
Still ) Legitimate		5	3	2
Births) Illegitimate		-	-	-
		<u>5</u>	<u>3</u>	<u>2</u>

Still-birth rate per 1,000 total (live and still) births ... 14.8

	<u>Total</u>	<u>Male</u>	<u>Female</u>
Deaths	234	118	116

Death-rate per 1,000 estimated resident population 1942 ... 11.8

Deaths from Puerperal Causes:- Death - Rate per 1,000 total (live and still) births

Puerperal Sepsis	-	-
Other puerperal causes	<u>1</u>	<u>2.9</u>
	<u>1</u>	<u>2.9</u>

Death rate of Infants under one year of age:-

All Infants per 1,000 live births	39.1
Legitimate Infants per 1,000 legitimate live births	35.6
Illegitimate Infants per 1,000 illegitimate live births.	87.0

Deaths from Cancer (all ages)	25
" " Measles (all ages)	-
" " Whooping Cough (all ages)	-
" " Diarrhoea (under 2 years of age)	2

## TONBRIDGE URBAN DISTRICT,

1942 HEALTH REPORTGENERAL STATISTICS.

Area (acres)	...	...	4,599
Ratoable Value	...	...	£151,861
Sum represented by a penny rate ..	...	...	£595
No. of inhabited houses (according to Rate Books, end of 1942)	...	...	4,918

EXTRACTS FROM VITAL STATISTICS FOR THE YEAR.

		<u>Total.</u>	<u>Male.</u>	<u>Female.</u>
Live ) Legitimate		283	148	135
Births ) Illegitimate		<u>25</u>	<u>8</u>	<u>17</u>
		<u>308</u>	<u>156</u>	<u>152</u>

Birth-rate per 1,000 estimated resident population 1942. 17.2

		<u>Total</u>	<u>Male</u>	<u>Female</u>
Still ) Legitimate		10	5	5
Births ) Illegitimate		<u>-</u>	<u>-</u>	<u>-</u>
		<u>10</u>	<u>5</u>	<u>5</u>

Still-birth rate per 1,000 total (live and still) births. 31.4

	<u>Total</u>	<u>Male</u>	<u>Female</u>
Deaths.	228	100	128

Death rate per 1,000 estimated resident population 1942. 12.7

Deaths from puerperal causes:- Nil

Death-rate of Infants under one year of age:-

All infants per 1,000 live births	42.2
Legitimate Infants per 1,000 legitimate live births	42.4
Illegitimate Infants per 1,000 illegitimate live births	40.0

Death from Cancer (all ages)	35
" " Measles (all ages)	-
" " Whooping Cough (all ages)	-
" " Diarrhoea (under 2 years of age).	1

## SOUTHBOROUGH URBAN DISTRICT.

1942 HEALTH REPORT.GENERAL STATISTICS.

Area (acres)	...	1,759
Rateable Value	...	£63,377
Sum represented by a penny rate		£264
No. of inhabited houses (according to Rate books, end of 1942)	...	2,330

EXTRACTS FROM VITAL STATISTICS FOR THE YEAR.

	<u>Total.</u>	<u>Male.</u>	<u>Female.</u>
Live ) Legitimate	112	59	53
Births ) Illegitimate	<u>10</u>	<u>6</u>	<u>4</u>
	<u>122</u>	<u>65</u>	<u>57</u>
Birth rate per 1,000 estimated resident population 1942			15.5

	<u>Total.</u>	<u>Male.</u>	<u>Female.</u>
Still ) Legitimate	2	1	1
Births ) Illegitimate	<u>2</u>	<u>1</u>	<u>1</u>
Still-birth rate per 1,000 total (live and still) births.			16.1

	<u>Total</u>	<u>Male.</u>	<u>Female</u>
Deaths	127	49	78
Death-rate per 1,000 estimated resident population 1942			16.1
Deaths from puerperal causes:-			Nil

## Death rate of Infants under one year of age:-

All infants per 1,000 live births	...	24.6
Legitimate Infants per 1,000 legitimate live births	...	26.8
Illegitimate Infants per 1,000 illegitimate live births	...	0.0
Deaths from Cancer (all ages)	...	19
" " Measles (all ages)	...	-
" " Whooping Cough (all ages)	...	-
" " Diarrhoea (under 2 years of age)	...	-

COMPARATIVE RATES. 1942.  
 FOR TONBRIDGE JOINT HEALTH AREA AND ENGLAND AND WALES.

	ENGLAND & WALES.	Tonbridge R.D.	Tonbridge U.D.	South- borough U.D.	Joint Area.
© Rates per 1,000 Civilian Population:					
Live Births	<u>15.8</u>	16.8	17.2	15.5	<u>16.5</u>
Still "	<u>0.54</u>	0.25	0.56	0.25	<u>0.35</u>
Deaths (all causes)	<u>11.6</u>	11.8	12.7	16.1	<u>13.5</u>
© Rates per 1,000 Total Births (Live & Still):					
Maternal Mortality:-					
Puerperal Infection	<u>0.42</u>	0.0	0.0	0.0	<u>0.0</u>
Others	<u>1.59</u>	2.9	0.0	0.0	<u>2.9</u>
© Rates per 1,000 Live Births:					
Infant Mortality:-					
Deaths under 1 year	<u>49</u>	39	42	24	<u>35</u>
" from Diarrhoea & Enteritis (under 2 years)	<u>5.2</u>	6.0	3.2	0.0	<u>3.0</u>

SUMMARY OF VISITS MADE BY THE HEALTH NURSE  
DURING 1942.

	<u>Urban</u>	<u>Rural</u>
To Scarlet Fever Contacts	83	45
Contacts Examined	157	76
Treatments given	14	-
Swabs for Haemolytic Streptococci	31	34
Positive Results	5	4
Visits to Hospital Discharges	41	33
To Diphtheria Contacts	21	21
Examination of Contacts	34	65
Swabs taken for Diphtheria	49	74
Positive Results	3	5
Visits re Immunisation	5	9
" to Hospital Discharges	19	9
" to Anterior Poliomyelitis Contacts	-	2
Examinations made	-	12
Visits to Cerebro-spinal Contacts	28	3
To Paratyphoid fever contacts	4	-
" Typhoid fever contacts	1	-
To Measles	18	31
To Whooping Cough	60	67
Chickenpox	-	8
Mumps	-	4
Visits to Schools	18	8
Children Examined	437	197
Special visits re Immunisation	6	4
School Swabs for Diphtheria & Haemolytic Strep.	7	16
Results: Positive to Haemolytic Streptococci	-	1
Visits to Expectant Mothers	-	22
Other Visits	16	18
<u>Scabies:</u>		
Visits to scabies	313	263
Treatment at Hermitage	184	46
At Gas Cleansing Centres	27	70
At Home	10	13

Southborough Urban District.

Visits to Contacts	67
Examinations made	128
Treatments given	8
School Visits	8
Children examined at School	105
Swabs for Diphtheria (all negative)	50
" " Haemolytic Streptococci (positive)	1

TONBRIDGE RURAL DISTRICT - MATERNITY AND CHILD WELFARE SERVICES.

Health Visiting - The following table gives particulars of the visits made by the District Nurses of the Queen's Institute of District Nursing who attend to the various parishes in the Tonbridge Rural District, as supplied by Miss H. Wakefield, Superintendent for the West Area of the Kent County Nursing Association:-

	No. OF VISITS.				
	To Expectant Mothers.		To infants under 12 months.		To children 1 to 5 years
	First.	Subse- quent.	First.	Subsequent.	
Ashurst & Groombridge	2	19	1	2	28
Bidborough	8	41	-	-	103
Brenchley & Matfield	26	148	11	148	163
Capel, Tudeley and Five Oak Green.	18	384	21	287	542
Hadlow	27	179	-	-	538
Hildenborough	37	177	19	125	137
Horsmonden	42	182	19	121	174
Lamberhurst	21	130	26	140	298
Langton Green	14	128	9	63	115
Paddock Wood	22	195	9	92	412
Pembury	49	306	12	88	297
Speldhurst	16	155	15	80	205
	282	2044	142	1146	3012

In addition to the above 97 special visits were made during the year and 294 further visits in the various parishes.

INFANT WELFARE CENTRES. The following figures give the attendances of mothers and children at the 11 Child Welfare Centres in Tonbridge Rural District which are provided by Voluntary Associations and aided by the District Council. The centres are held fortnightly and attended by the District Nurses for the various parishes, and the Welfare-Medical Officer attends once a month.

CENTRES .	Attendances by Children.			No. of sessions in year.	Total attendances by Mothers.
	Under 1 - 5				
	1 year.	years	Total.		
Bidborough	58	199	257	24	221
Brenchley	247	371	618	24	609
Capel	90	241	331	22	293
Hadlow	114	184	298	23	246
Hildenborough	305	149	454	27	414
Horsmonden	294	207	501	22	366
Lamberhurst	166	213	379	22	311
Langton	212	227	439	24	374
Paddock Wood	153	236	389	22	311
Pembury	128	231	359	22	251
Speldhurst	180	213	393	22	335
Total (11 centres)	1947	2471	4418	254	3731

ANTE-NATAL SCHEME.

In connexion with the above Scheme 58 expectant mothers were ante-natally examined by private medical practitioners during the year and 20 cases were post-natally examined.

GRANTS OF MILK.

Free grants of milk were recommended in necessitous cases to expectant and nursing mothers and young children; this is in addition to milk supplied under the National Scheme for expectant mothers and children under 5 years.

ORTHOPAEDIC SCHEME.

One patient received treatment during the year.

DENTAL SCHEME.

2 children and 7 mothers received treatment under the Council's Dental Treatment Scheme.

CHILD LIFE PROTECTION.

No. of persons receiving children for reward at end of year..... 27

No. of children:

(i) at end of year 42

(ii) who died during year -

(iii) on whom enquiries were held -

No. of child protection visitors at end of year who were:-

(i) Health Visitors 2

(ii) Female, other than Health Visitors 7

(iii) Male.

No proceedings were taken during the year.

NURSING HOMES.

No change occurred during 1942.

Extracts from Sanitary Inspector's Report 1942.

SANITARY CIRCUMSTANCES OF THE AREA.

WATER SUPPLIES.

One of the Public Water Supplies failed in October 1942. Subsequent samples, however, were taken on 30th October, 24th November and 10th December and these were found to be bacteriologically satisfactory.

Particulars of Water Samples taken during the year 1942.

Public Supplies :-	Bacteriological	15
	Chemical	-
Private Supplies:-	Bacteriological	47
	Chemical	44
		<u>106</u>

EMERGENCY DRINKING WATER SUPPLY.

Schemes were prepared in all parishes; static supplies recorded and analysed; volunteers secured and trained in chlorination. During the year further expenditure in the parishes supplied by water companies was stopped by the Government Department concerned.

Two portable pumps capable of pumping small quantities of water from wells up to 75ft. deep were completed and operated successfully at various tests and they cost £98.

INSPECTION & SUPERVISION OF FOOD.

MILK SUPPLY.

There are 129 registered producers of milk in the Rural District of which 34 are producer retailers. In addition 22 persons are registered as retail purveyors of milk.

During the year 242 inspections of dairy farms were made, during milking time. Improvement of the methods of production is the object of these inspections and where necessary to secure structural improvements. Much remains to be done in both these directions. There are 29 producers of graded milks in the district.

Two milking sheds and two retail dairies were completely reconstructed during the year.

Steam sterilization was installed in 3 dairy premises.

DESIGNATED MILK. There has been little change in the role of Accredited Milk Producers during the year. The present position is that 29 are producing graded milks.

The total number of milk samples taken on behalf of the Licencing Authority was 106 of which 58 proved to be satisfactory.

BIOLOGICAL MILK EXAMINATIONS. Two samples of milk were taken and examined for the presence of tubercle bacillus. Both proved to be negative.

SUPPLIES TO SCHOOLS. Supplies to schools in this area continue as before. During the year 33 samples were examined by the County Pathologist of which 30 reached the required standard of cleanliness.

MEAT AND OTHER FOODS.

620 lbs. 4 ozs. meat was condemned during 1942; Other foodstuffs condemned include 40 lbs. sugar, 94 lbs. 13 ozs. fish, 148½ lbs. bacon, 712½ lbs. tinned milk; 249 lbs fruit and 7 cwt. 76 lbs. vegetables.

COMPLAINTS.

During the year a total of 49 complaints were made by residents in the district dealing with miscellaneous matters, among which were included housing complaints, water supplies and infestations. All of these were dealt with as far as possible.

FACTORIES AND WORKSHOPS.

Number of inspections of Factories and Workshops	...	3
Number of inspections of Bakehouses	... ..	1

DISINFECTING, CLEANSING &c. OF PREMISES.

The number of houses disinfected in connexion with cases of infectious disease number 65; the number of houses disinfectated, 26.

SUPERVISION OF HOP-PICKERS' ENCAMPMENTS.

Hop-picking started the week commencing 5th September and was completed by 3rd October.

The 92 camps in the district accommodated this year 13,500 people as compared with 12,950 in 1941.

CAMP SITES.

Eleven sites were occupied during 1942. After many difficulties all of these with the exception of two were cleared.

Statistical Data to follow on Camp Sites.

	No. in District.	No. of visits in 1942.	No. of faults & defects found.	Number of faults & defects remedied.
Bakehouses	19	3	1	1
Dairies	151	242	see separate statement	
Slaughter Houses	Registered Licenced.		No change since 1941	
Other food preparing places which are, as such, subject to inspection.	125	60	-	-
Offensive Trades	nil	-	-	-
Common Lodging Houses	nil	-	-	-
Houses-let-in-Lodgings	nil	-	-	-
Factories	8	3	nil	nil
Workshops	49		-do-	-do-
Workplaces (other than out-workers' homes).	nil	-	-do-	-do-

Nuisances and defects remedied during the year (other than those enumerated in the above tabulation).

Overcrowding	4	Refuse Receptacles	1
Keeping of animals	nil	Tents, vans & sheds	11
Hop-pickers' camps	see report	Smoke Nuisances	1
Sanitary Accommodation:		Chimneys rebuilt	4
(i) Insufficient	15	Yard Paving	6
(ii) Defective	16	Dampness	8
Drainage:		Roofs & rainwater pipes	7
(i) Reconstructed	10	Floors	13
(ii) Repaired	4	Walls & Ceilings	24
(iii) Cleansed	4	Windows & Ventilation	6
Cesspools:		Baths, Lavatory Basins & Sinks	7
(i) Abolished	-	Water Supplies	1
(ii) Repaired	4		
Offensive Accumulation	-		
Miscellaneous	14		

Total number of visits of all kinds paid by Inspector(s) during the year ..... 1,904

Amount of food condemned during the year (including approximate weight of items which have not been weighed:-)

1 ton 4 cwt. 1 qr. 8½ lbs.

HOUSING.

Housing Circular 2776. The Council recommended provision of 200 houses to be constructed after the war to deal with existing overcrowding, bad housing conditions and known additional needs for agricultural workers.

Housing (Rural Workers) Act. An application in respect of 2 cottages was submitted to the Ministry of Health during the year. The result is not yet known.

No.	Name	Address	Occupation	Remarks
1				
2				
3				
4				
5				
6				
7				
8				
9				
10				
11				
12				
13				
14				
15				
16				
17				
18				
19				
20				

No.	Name	Address	Occupation	Remarks
21				
22				
23				
24				
25				
26				
27				
28				
29				
30				
31				
32				
33				
34				
35				
36				
37				
38				
39				
40				
41				
42				
43				
44				
45				
46				
47				
48				
49				
50				

A TABULAR STATEMENT FOR THE YEAR, 1942.

Showing the number and nature of inspections made by the Senior Sanitary Inspector and the Additional Sanitary Inspector; the number of notices served during the year, distinguishing statutory from other notices; and the result of the service of such notices.

1. Total number of visits of all kinds made during the year - 1,810

Number of informal notices given for sanitary and housing defects-	169
Number of statutory notices served under the Public Health or Housing Acts -	2

2. Inspection of Food and of Food Preparing and Food Storage Places.

The Food & Drugs Act, 1938  
 The Milk & Dairies Order, 1926  
 The Milk (Special Designations) Orders, 1936 & 1938  
 The Public Health (Meat) Regulations 1924.

Bakehouses -

Number in District	-	15
Number of visits	-	69
Number of defects found and remedied -	-	4
Number of underground bakehouses -	-	Nil

Milk & Dairies -

Dairymen -

Number of producers of milk	-	10
Number of retail purveyors of milk	-	23
Number of Dealers licensed under the Milk (Special Designations) Order	-	2

Dairies -

Number in District	-	16
Number of visits	-	122
Number of faults found and remedied -	-	6

Milk Examinations -

20 samples of milk were collected from farms at the request of the County Licensing Authority and these were sent for bacteriological examination or examination by the methylene blue test, in order to satisfy the conditions relating to licenses granted under the Milk (Special Designations) Orders.

23 samples of milk supplied by Tenbridge Dairymen to Schools were examined for cleanliness at the County laboratory, and 3 of these samples were deemed unsatisfactory when judged by the standards laid down for the tests applied.

Slaughter Houses -

Number in District	-	6
Number licensed in 1942	-	1
Number of visits	-	12
Number of defects found and remedied -	-	1

The Minister of Food has not taken possession of any of the slaughter-houses in Tonbridge for use by the Government, and they are at present disused except for emergency slaughtering, or under licence from the local food office.

Under the Government scheme of meat control, uniform inspection, both at the slaughter-houses and at the whole-

sale meat distribution depots, is provided for, and this has naturally resulted in a reduction in the amount of diseased and unfit meat required to be dealt with in Tonbridge during the year.

Total amount of food condemned during the year - 1 ton, 3 qtrs. 5 lb

Food Preparing Places -

Number of Food preparing places subject to registration	-	32
Number of premises registered for the manufacture, sale or storage of ice cream.	-	23
Number of visits made to such premises	-	167
Number of faults found and remedied	-	9

3. Domestic Water Supplies -

(The Public Health Act 1936, Sections 111-115)  
16 samples of water were collected and forwarded for analysis or examination.

4. Infectious Disease -

(Public Health Act, 1936. Sections 143-175)

Number of visits	-	104
Number of premises disinfected	-	74
Lots of bedding and clothing removed for steam disinfection	-	58

5. Factories -

(The Factories Act, 1937)

Number in District	-	115
Number of visits	-	74
Number of defects found and remedied	-	16

6. Shops and Workplaces -

(Shops Act 1934, Sec.10, Public Health Act 1936, Sec.46)

Number of visits	-	61
Sanitary and other defects found and remedied	-	4

7. Nuisances and Offensive Trades -

(The Public Health Act, 1936. Sections 91-110)

Nuisances (including sanitary and housing defects) dealt with during the year -

Accumulations	-	(Offensive)	9
Animals	-	(keeping of)	7
Dustbins	-	(Renewed)	14
Coppers	-	(Defective)	1
Drainage	-		
	Reconstructed	-	Nil
	Repaired	-	5
	Cleansed	-	24
Dampness	-		13
Floors	-	(Defective)	7
Gutters, Roofs &c.	-	(Defective)	18
Sanitary accommodation	-		
	insufficient	-	5
	defective	-	42
Sinks and baths	-	(installed or renewed)	8
Stoves	-	(defective)	15
Walls and ceilings	-	(defective)	12
Water supplies	-	(unsatisfactory services reinstated)	2
Windows	-	(defective)	13
Yard pavings and drainage	-	(defective)	4
Other defects	-		59

Smoke nuisances -

No complaints of smoke nuisances were received.

VI

Offensive Trades -		
Number in District	-	2
Number of Visits	-	9
Number of defects found and remedied		1

8. Camping Sites - (The Public Health Act 1936, Section 269)  
 Number of camping sites licensed by the Council - Nil

9. Rats & Mice (Destruction) Act, 1919.  
 95 visits have been made and advice and assistance has been given in all difficult cases. The Council treat their own refuse depot, lands and sewers, and supply raticides at cost price, to occupiers of infested premises.

10. Housing -  
 (Housing Act, 1936)  
 No clearance orders are being proceeded with at present. The Council continues to receive and consider reports and recommendations with a view to finding accommodation in Council houses for persons living in insanitary or overcrowded conditions. Owing to the building of new houses being practically suspended, and to the reception of evacuees into the district, the statutory standards laid down in the Housing Act for the prevention of overcrowding are not at present being rigidly enforced.

Eradication of Bed Bugs -		
(1) The number of	(a) Council houses	- 1
	(b) Other houses	- 8
	found to be infested.	
(2) The number of	(a) Council houses	- 1
	(b) Other houses	- 8
	disinfested.	
(3) The methods employed for freeing infested houses from bed bugs -	Fumigation with "Cimex" blocks and sulphur candles, and cleansing and spraying with "Zaldecide," "Certan," "Fuminol," etc., insecticides.	
(4) The methods employed for securing that the belongings of tenants are free from vermin before removal to Council houses -	Treatment with Hydrogen cyanide gas in fumigating vans.	
(5) Whether the work of disinfection is carried out by the local authority or by a Contractor -	Council houses are treated by the Council's staff; private houses are treated by builders and by owners and occupiers as necessary. Belongings moved from private houses to Council houses are dealt with by Associated Fumigators Ltd.	

The measures taken by way of supervision or education of tenants to prevent infestation or reinfestation after cleansing, include inspection, and the giving of advice verbally and in printed form.



## PREVALENCE OF, AND CONTROL OVER, INFECTIOUS DISEASE.

## NOTIFIABLE DISEASES DURING THE YEAR.

DISEASE.	Total cases notified			Cases admitted to hospital			Total Deaths.		
	Tonbridge Rural.	Tonbridge Urban.	Southborough Urban.	Tonbridge Rural.	Tonbridge Urban.	Southborough Urban.	Tonbridge Rural.	Tonbridge Urban.	Southborough Urban.
Scarlet Fever	30	43	11	28	40	10	-	-	-
Diphtheria	20	8	5	20	8	5	-	-	-
Enteric Fever	-	2	-	-	1	-	-	-	-
Pneumonia	24	30	3	7	6	2	2	3	-
Erysipelas	4	4	-	-	1	-	-	-	-
Cerebro-spinal fever	1	1	-	1	1	-	-	-	-
Polio-encephalitis	1	-	-	1	-	-	-	-	-
Ac. Anterior Polio-myelitis	1	-	-	1	-	-	-	-	-
Dysentery	1	-	-	1	-	-	-	-	-
Puerperal Pyrexia	21	1	2	21	-	1	-	-	-
Ophthalmia Neonatorum	4	-	-	4	-	-	-	-	-
Measles	228	198	44	3	2	-	-	-	-
Whooping Cough	40	33	49	-	1	-	-	-	-
Malaria	-	1	-	-	1	-	-	-	-
	375	321	114	87	61	18	2	3	-

SCARLET FEVER.- There was a slight increase in the number of cases (84) which occurred in my area during 1942 as compared with 73 cases in 1941. No deaths resulted. The age periods of incidence were:-

$\frac{1-3}{4}$	$\frac{3-5}{9}$	$\frac{5-10}{46}$	$\frac{10-15}{16}$	$\frac{15-20}{1}$	$\frac{20-30}{4}$	$\frac{30-40}{4}$	= 84
-----------------	-----------------	-------------------	--------------------	-------------------	-------------------	-------------------	------

Home and school contacts were examined by the Health Nurse and when necessary, i.e., in the case of sore throat, ear or nasal discharge, were swabbed.

DIPHTHERIA.- A total of 33 cases were notified in my area during 1942, with no deaths, as against 23 cases with one death in 1941. The age periods were:-

$\frac{1-3}{2}$	$\frac{3-5}{0}$	$\frac{5-10}{9}$	$\frac{10-15}{6}$	$\frac{15-25}{7}$	$\frac{25-35}{7}$	$\frac{35-45}{2}$	= 33
-----------------	-----------------	------------------	-------------------	-------------------	-------------------	-------------------	------

Home and school contacts were examined by the Health Nurse and swabs taken where necessary.

ENTERIC FEVER GROUP.

Only 2 cases were notified, both in the Urban District of Tonbridge, one of typhoid fever in an adult male who was isolated at the Capel Isolation Hospital and the other of a boy aged 3 years who was isolated at home at the parents' request. Both patients made good recoveries. No source of infection could be traced in either case, both milk and water samples were tested, the results in each being satisfactory.

Cerebro-spinal Fever.- Two cases were notified during the year, one in the Tonbridge Rural and one in the Tonbridge Urban Districts. The former occurred in a soldier who was removed to a military hospital, and the latter occurred in a child aged 3½ years who was admitted to Capel Hospital and made a good recovery.

Polio-Encephalitis.

One case was notified from Tonbridge Rural District in a child aged 12 years who was treated at the Kent and Sussex Hospital, Tunbridge Wells.

Acute Anterior Poliomyelitis.

One case occurred in the County Hospital, Pembury of an adult male, where he was treated.

Puerperal Pyrexia.

Twenty-one cases occurred in the Tonbridge Rural District, 13 at County Hospital, Pembury, 5 at Northfield Emergency Maternity Home, Langton and 3 at Moatlands Hospital, Paddock Wood; 1 case in the Tonbridge Urban District was reported in a nursing home; one of the Southborough cases was nursed at home, the other was treated in the Tunbridge Wells Fever Hospital.

Ophthalmia neonatorum.

Four cases occurred, all in the Tonbridge Rural District, at the County Hospital, Pembury; they recovered with vision unimpaired.

Dysentery and Malaria.

One case of the former was notified in the Tonbridge Rural District which occurred in the County Hospital, Pembury in a child aged 5 years. A case of cerebral malaria was notified in the Tonbridge Urban District of a soldier who contracted the disease abroad; he was admitted to a military hospital.

Measles and Whooping Cough.

A total of 470 cases of measles were notified and 122 cases of whooping cough in the area, of which 5 of the former and 1 of the latter were admitted to hospital or sick bay.

DIPHTHERIA IMMUNISATION SCHEME.

Under the above Scheme which was adopted by each of the three Councils general practitioners are employed and paid sessional and private fees in accordance with the B.M.A. scale, the following figures show the numbers of children immunised up to the end of 1942. A.P.T. the diphtheria prophylactic used is provided free by the Ministry of Health.

	<u>Completed Course.</u>		<u>Total.</u>	<u>One injection only.</u>
	<u>Under 5 years.</u>	<u>5 yrs. &amp; over</u>		
Southborough U.D.	316	682	998	8
Tonbridge U.D.	513	1624	2137	55
Tonbridge R.D.	773	2105	2878	49
	1602	4411	6013	112.

A total of 31 cases of diphtheria occurred in the Area during the year, 16 occurring in patients under 15 years and 15 in patients over 15 years; no deaths occurred. Tonbridge Rural District had the most cases, 18 in number, 6 of which had been immunised; Tonbridge Urban had 8 cases, 2 of which had been immunised and Southborough Urban had 5 cases, 1 of which was immunised.

The percentage of children completely immunised at the end of 1942, according to figures obtained as to estimated number of children in the respective Districts, is assessed as follows:-

	<u>Under 5 years.</u>	<u>5 years &amp; over.</u>	<u>Total.</u>
Southborough U.D.	50%	65%	57½%
Tonbridge U.D.	45%	48%	46½%
Tonbridge R.D.	50%	80%	65%

During the year 1942, the number of children immunised in the three Districts were:-

	<u>Under 5 years.</u>	<u>5 years &amp; over.</u>	<u>Total.</u>
Southborough U.D.	134	111	245
Tonbridge U.D.	255	179	434
Tonbridge R.D.	216	134	350


It is evident from the above figures that the percentage of children immunised is steadily rising but is not yet high enough to give complete protection, and further efforts are needed to stamp out this dangerous disease.

TUBERCULOSIS 1942.

The number of new cases of tuberculosis and of deaths from this disease are shown in the following table under the respective Districts:-

AGE PERIODS	NEW CASES												DEATHS											
	PULMONARY						NON-PULMONARY						PULMONARY						NON-PULMONARY					
	Tonbridge Rural.		Tonbridge Urban.		Southborough Urban.		Tonbridge Rural		Tonbridge Urban		Southborough Urban		Tonbridge Rural		Tonbridge Urban		Southborough Urban		Tonbridge Rural		Tonbridge Urban		Southborough Urban	
0-4	M.	F.	M.	F.	M.	F.	M.	F.	M.	F.	M.	F.	M.	F.	M.	F.	M.	F.	M.	F.	M.	F.	M.	F.
5-14	4	4	4	4	4	4	4	4	4	4	4	4	4	4	4	4	4	4	4	4	4	4	4	4
15-24	4	4	4	4	4	4	4	4	4	4	4	4	4	4	4	4	4	4	4	4	4	4	4	4
25-34	7	5	2	1	1	1	1	1	1	1	1	1	1	1	1	1	1	1	1	1	1	1	1	1
35-44	1	1	1	1	1	1	1	1	1	1	1	1	1	1	1	1	1	1	1	1	1	1	1	1
45-54	1	1	1	1	1	1	1	1	1	1	1	1	1	1	1	1	1	1	1	1	1	1	1	1
55-64	1	1	1	1	1	1	1	1	1	1	1	1	1	1	1	1	1	1	1	1	1	1	1	1
65 & up.	1	1	1	1	1	1	1	1	1	1	1	1	1	1	1	1	1	1	1	1	1	1	1	1
TOTAL	26	17	15	8	5	5	1	1	5	5	1	1	6	6	6	4	4	2	2	1	1	1	1	1

SUBJECT.	PAGES.		
	Tonbridge Rural.	Tonbridge Urban	Southborough Urban.
Ante-Natal Services.	9	2	-
Child Life Protection	9	-	-
Dental Scheme	9	-	-
Diphtheria Immunisation	20	20	20
Food Inspections	10-12	14-16	17
Health Nurse	7	7	7
Health Visiting	8	-	-
Housing	12	15	17
Infant Welfare Centres	8	-	-
Infectious Diseases	18-19	18-19	18-19
Maternity & Child Welfare Services.	8-9	-	-
Public Health Staff	2	2	2
Statistics & Comparative Rates	3-6	4-6	5-6
Tuberculosis	21	21	21




AC 4412(3) TONBRIDGE LIBRARY

HEALTH  
A 28 SEP 1944

TONBRIDGE AND SOUTHBOROUGH JOINT  
HEALTH AREA.

Public Health Office,  
214, High Street,  
Tonbridge.  
16th August, 1944.



To the Chairman and Councillors of  
Tonbridge Rural District Council and  
Tonbridge & Southborough Urban District Councils.

Ladies and Gentlemen,

I beg to submit the Annual Report on the health, vital statistics and sanitary circumstances of the above Area for the year 1943, abbreviated as instructed by the Ministry of Health in respect of local populations and certain wartime activities.

Once again, there have been no serious outbreaks of sickness or disease during the past twelve months, and the health of the community in this Area continues to be very good.

The campaign against diphtheria and scabies has been continued with very satisfactory results.


There has been a very gratifying increase in the percentage of children immunised against diphtheria; as regards scabies, I should like to take this opportunity of thanking those members of the staffs of the First Aid Posts who have given up their spare time to help in the eradication of this disagreeable disease.

I am,

Your obedient Servant,

R. J. CHAPMAN.

Medical Officer of Health.



TONBRIDGE & SOUTHBOROUGH JOINT HEALTH AREA.STAFF OF THE PUBLIC HEALTH DEPARTMENT.

## MEDICAL OFFICER OF HEALTH:

W. G. SWANN,

M.D., B.Ch., B.A.O., D.P.H., D.R.C.O.G. (joined R.A.M.C.  
October 24th, 1942.)

R. J. CHAPMAN, M.C.,

M.D., Ch.B., D.P.H., (appointed Acting Medical Officer of  
Health, Tonbridge Joint Area October 26th, 1942).

## Medical Officer's Clerk:

Mrs. S. C. Downs.

Tonbridge Rural District.Mr. E. A. P. May, Senior Sanitary Inspector (Cert. as  
S.I. and M.I. Assoc. Inst. Mech. E.  
Cert. in Building Construction).Mr. J. Hughes, Asst. Sanitary Inspector (Cert. as S.I.  
and M.I.) (Joined R.A.F. 29/7/40).Tonbridge Urban District.Mr. M. Jenner, Senior Sanitary Inspector (Cert. as  
S.I. and M.I.)Mr. T. Ellison, Asst. Sanitary Inspector (Cert. as S.I.  
and M.I. Cert. in Hygiene & Physiology).Southborough Urban District.

Mr. T. A. Scott, Surveyor &amp; Sanitary Inspector (Cert. as S.I.)

Mr. G. Barnes, Asst. S.I. (appointed 1st November, 1942).

## HEALTH NURSE:

Mrs. F. Graham, S.R.N., S.C.M. (temporary) appointed  
31st August, 1942).

## Matron of Tonbridge Joint Isolation Hospital:

Miss E. K. Mackley, S.R.N., S.R.F.N., S.C.M.

## TONERIDGE RURAL DISTRICT.

1943 HEALTH REPORT.GENERAL STATISTICS.

Area (acres)	...	...	41,687
Rateable Value.	...	...	£139,120
Sum represented by a penny rate.	...	...	£540
No. of inhabited houses (according to Rate Books, end of 1943).			6,137

EXTRACTS FROM VITAL STATISTICS FOR THE YEAR.

	<u>Total.</u>	<u>Male.</u>	<u>Female.</u>
Live (Legitimate	288	148	140
Births (Illegitimate	36	20	16
	<u>324</u>	<u>168</u>	<u>156</u>

Birth-rate per 1,000 estimated resident population 1943...16.6

	<u>Total.</u>	<u>Male.</u>	<u>Female.</u>
Still (Legitimate	10	5	5
Births (Illegitimate	2	1	1
	<u>12</u>	<u>6</u>	<u>6</u>

Still-birth rate per 1,000 total (live & still) births...36.0

	<u>Total.</u>	<u>Male.</u>	<u>Female.</u>
Deaths. ...	232	114	118

Death-rate per 1,000 estimated resident population 1943....11.9

Deaths from puerperal causes. ... .. nil.

Death-rate of infants under One year of age:-

All infants per 1,000 live births.	21.6
Legitimate infants per 1,000 legitimate live births.	20.8
Illegitimate infants per 1,000 illegitimate live births.	27.7

Deaths from Cancer (all ages)	...	...	44
" " Measles (all ages)	...	...	1
" " Whooping Cough. (all ages)	...	...	-
" " Diarrhoea (under 2 years of age)	...	...	-

TONBRIDGE URBAN DISTRICT.

1943 HEALTH REPORT.

GENERAL STATISTICS.

Area (acres)	...	...	4,599
Rateable Value	...	...	£152,932
Sum represented by a penny rate	...	...	£600
No. of inhabited houses (according to rate books, end of 1943)			4,918

EXTRACTS FROM VITAL STATISTICS FOR THE YEAR.

	<u>Total.</u>	<u>Male.</u>	<u>Female</u>
Live (Legitimate	279	151	128
Births (Illegitimate	23	11	12
	<u>302</u>	<u>162</u>	<u>140</u>

Birth-rate per 1,000 estimated resident population 1943...17.3

	<u>Total.</u>	<u>Male.</u>	<u>Female.</u>
Still (Legitimate	8	3	5
Births (Illegitimate	1	1	..
	<u>9</u>	<u>4</u>	<u>5</u>

Still-birth rate per 1,000 total (live & still) births...29.0

	<u>Total.</u>	<u>Male.</u>	<u>Female.</u>
Deaths. ...	244	112	132

Death-rate per 1,000 estimated resident population, 1943 ...13.9

Deaths from puerperal causes:- ... .. nil.

Death-rate of infants under one year of age:-

All infants per 1,000 live births.	...	...	13.2
Legitimate infants per 1,000 legitimate live births			14.4
Illegitimate infants per 1,000 illegitimate live births			0.0

Deaths from . Cancer (all ages)	...	...	43
" " Measles (all ages)	...	...	-
" " Whooping cough (all ages)	...	...	-
" " Diarrhoea (under 2 years of age)	...	...	-

SOUTHBOROUGH URBAN DISTRICT.1943 HEALTH REPORT.GENERAL STATISTICS.

Area (acres).	...	...	...	1,758
Rateable Value.	...	...	...	£63,342
Sum represented by a penny rate.	...	...	...	£264
No. of inhabited houses (according to Rate Books end of 1943)	...	...	...	2,460

EXTRACTS FROM VITAL STATISTICS FOR THE YEAR.

	<u>Total.</u>	<u>Male.</u>	<u>Female.</u>
Live Births (Legitimate)	111	58	53
(Illegitimate)	9	5	4
	<u>120</u>	<u>63</u>	<u>57</u>

Birth-rate per 1,000 estimated resident population 1943..15.6

	<u>Total.</u>	<u>Male.</u>	<u>Female.</u>
Still Births (Legitimate)	6	3	3
(Illegitimate)	1	-	1
	<u>7</u>	<u>3</u>	<u>4</u>

Still-birth rate per 1,000 total (live & Still) births..55.1

	<u>Total.</u>	<u>Male.</u>	<u>Female.</u>
Deaths.	128	60	68

Death rate per 1,000 estimated resident population 1943..16.7

Deaths from puerperal causes:- ... .. nil.

Death rate of infants under One Year of age:-

All infants per 1,000 live births.	...	58.3
Legitimate infants per 1,000 legitimate live births	...	63.0
Illegitimate infants per 1,000 illegitimate live births	...	0.0

Deaths from Cancer (all ages)	...	...	16
" " Measles (all ages)	...	...	-
" " Whooping cough (all ages)	...	...	-
" " Diarrhoea (under 2 years of age)	...	...	-

COMPARATIVE RATES 1943.

5.

FOR TONBRIDGE JOINT HEALTH AREA AND ENGLAND AND WALES.

	Eng-land & Wales.	Ton-bridge R.D.	Ton-bridge U.D.	South-boro U. D.	JOINT AREA.
<u>① Rates per 1,000 Civilian Population:</u>					
Live Births.	<u>16.5</u>	16.6	17.3	15.6	<u>16.5</u>
Still Births.	<u>0.51</u>	0.62	0.51	0.91	<u>0.68</u>
Deaths (all causes)	<u>12.1</u>	11.9	13.9	16.7	<u>14.1</u>
<u>② Rates per 1,000 Total (Live &amp; Still) Births:</u>					
Maternal Mortality:-					
Puerperal Infection.	<u>0.39</u> <del>0.59</del>	0.0	0.0	0.0	0.0
Others.	<u>1.45</u>	0.0	0.0	0.0	0.0
<u>③ Rates per 1,000 Live Births:</u>					
Infant Mortality:-					
Deaths under 1 year.	<u>49</u>	21	13	58	<u>34</u>
" from Diarrhoea and Enteritis, under 2 years.	<u>5.3</u>	0.0	0.0	0.0	<u>0.0</u>

6.

## SUMMARY OF VISITS MADE BY TEMPORARY

HEALTH NURSE FOR YEAR 1943.

Tonbridge

	<u>Urban</u>	<u>Rural.</u>
To Scarlet Fever Contacts. ....	87	90
Contacts examined. ....	205	160
Treatments given after positive swabs.	10	11
Swabs taken for Hæmolytic Streptococci.	36	40
Positive results. ....	2	11
Visits to patients discharged from hospital.	62	50
To Diphtheria Contacts. ....	11	13
Examination of contacts. ....	18	20
Swabs taken. ....	32	20
Positive results. ....	-	-
To Hospital Discharges. ....	10	9
To Cerebro-Spinal Fever Contacts	0	2
Typhoid Fever Contacts ....	1	1

SCHOOLS.

Visits to schools. ....	30	27
Children examined. ....	961	1370
Swabs taken for hæmolytic streptococci.	154	8
Positive results. ....	7	1
Swabs taken for diphtheria. ....	49	7
Positive results. ....	-	-
Visits to expectant mothers. ....	-	136
Other visits. ....	27	18

SCABIES.

Visits to Hermitage, Hadlow. ....	38	41
Treatments at Hermitage. ....	73	207
Treated at their own homes. ....	13	35

Southborough Urban District.

Visits to Scarlet Fever Contacts and Discharges.	26
" to Schools. ....	7
Children examined. ....	259
Swabs taken for Hæmolytic Streptococci	13
Number positive. ....	5
Swabs taken for diphtheria. .... (All Negative)	6

TONBRIDGE RURAL DISTRICT -- MATERNITY AND CHILD WELFARE SERVICES.

Health Visiting - The following table gives particulars of the visits made by the District Nurses of the Queen's Institute of District Nursing who attended to the various parishes in the Tonbridge Rural District, as supplied by Miss Bath, Superintendent for the West Area of the Kent Nursing Association:-

	NO. OF VISITS.				
	To Expectant Mothers.		To infants under 12 months.		To children 1 - 5 years of age.
	First	Sub-sequent.	First	Sub-sequent.	
Ashurst & Groombridge	4	9	3	21	29
Brenchley & Matfield	21	127	32	99	243
Bidborough	-	-	8	47	91
Capel, Tudeley & Five Oak Green	8	137	19	343	537
Hadlow	-	-	28	193	472
Hildenborough	17	94	38	169	130
Horsmonden	32	118	36	197	235
Lamberhurst	15	115	32	209	293
Langton Green	5	35	13	141	128
Paddock Wood	19	173	35	225	344
Pembury	15	69	29	267	264
Speldhurst	2	56	8	153	192
	138	933	286	2064	2958

In addition to the above 127 special visits were made during the year and 259 fruitless visits in the various parishes.

INFANT WELFARE CENTRES. The following figures give the attendance of children and mothers at the 11 Child Welfare Centres in Tonbridge Rural District, provided by Voluntary Associations and aided by the District Council. The Centres are held fortnightly and attended by the District Nurses for the various parishes, and the Welfare Medical Officer attends once a month.

CENTRES.	Attendances by children			No. of Sessions in year.	Total attendances by Mothers.
	Under 1 year.	1 - 5 years.	Total.		
Bidborough	79	188	267	24	229
Brenchley	270	499	769	23	685
Capel	192	282	464	22	360
Hadlow	87	82	169	22	170
Hildenborough	396	256	652	25	561
Horsmonden	319	282	601	20	525
Lamberhurst	234	365	599	22	549
Langton	198	353	551	24	442
Paddock Wood	171	218	389	22	329
Pembury	208	336	544	22	414
Speldhurst	235	373	608	22	486
Total all centres.	2389	3334	5613	248	4740

ANTE-NATAL SCHEME.

In connection with this Scheme 76 expectant mothers were ante-natally examined by medical practitioners and 36 received post-natal examinations.

ORTHOPAEDIC SCHEME.

One patient received treatment during the year under this Scheme.

DENTAL SCHEME.

The number of mothers who received treatment during the year under the above Scheme was 10; no children received treatment.

CHILD LIFE PROTECTION.

No. of persons receiving children for reward at the end of the year...	20
No. of children:	
(i) at the end of the year.	28
(ii) who died during the year.	-
(iii) on whom inquests were held.	-
No. of child protection visitors at end of year who were:-	
(i) Health Visitors.	2
(ii) Female, other than Health Visitors.	7
(iii) Males.	-

No proceedings were taken during the year.

TOMBRIDGE RURAL DISTRICT.  
SANITARY INSPECTOR'S ANNUAL REPORT FOR 1943.

SANITARY CIRCUMSTANCES OF THE AREA.

9.

WATER SUPPLIES. One of the Public Water Supplies failed in May, 1943. A subsequent sample, however, was taken on 10th June, 1943 and this was found to be bacteriologically satisfactory.

Particulars of Water Samples taken during the year 1943:

Public Supplies:-	Bacteriological	12
	Chemical	-
Private Supplies:-	Bacteriological	3
	Chemical	7
		22

EMERGENCY DRINKING WATER SUPPLY. A total of £227 was spent on emergency water supplies in the two years 1942/43. This expenditure includes the cost of small portable pumps, and approximately £40 on tanks. Chlorinating apparatus and items of expenditure on individual sources of supply cost another £35. Approximately. Against the total expenditure mentioned £25 has been received by way of grant and contribution by owners. It will be possible to dispose of much of this equipment after the war, approximately £130 worth.

INSPECTION AND SUPERVISION OF FOOD.

MILK SUPPLIES. There are 153 registered producers of milk in the Rural District of which total 49 retail from the farm. In addition 23 persons are registered as retail purveyors only.

During the year 221 inspections of dairy farms were made most of them during milking time, including seven retail premises. Improvement on the method of production is the object of these inspections and where necessary to secure structural improvements. Much remains to be done in both these directions. There are 32 producers of graded milk in the district.

Five milking sheds and seven dairies were completely reconstructed during the year.

Steam sterilisation was installed in seven dairy premises. This work represents great improvement in the premises affected, especially at two farms in the parish of Bidborough - Barden Mill. Representations to the Ministry of Agriculture and Fisheries in one case concerning structural details were successful. This matter was one, of the width of feeding passages, in a new milking shed for 40 cows.

DESIGNATED MILK. There has been little change in the roll of accredited Milk Producers during the year. The present position is that 18 are producing accredited milk and 11 tuberculin tested milk.

The number of milk samples taken on behalf of the Licencing Authority was 117 of which 81 proved to be satisfactory.

BIOLOGICAL MILK EXAMINATION. Three samples of milk were taken and examined for the presence of tubercle bacillus. These proved to be negative.

SUPPLIES TO SCHOOLS. Supplies to schools in this area continue as before. During the year 26 samples were submitted by the County Pathologist of which 22 reached the required standard of cleanliness.

WHITE PAPER (CCD. 6454 - IMPROVEMENT OF THE NATION'S MILK SUPPLY. A statement was prepared on the proposals likely to affect this and similar Local Authorities and presented at the Annual Conference of the Sanitary Inspectors' Association in London.

MEAT AND OTHER FOODS. 8 cwt. 3 qrs. 16 lbs. 3 ozs. meat was condemned during 1943. Other foodstuffs condemned include:-  
Tinned milk, 1qr. 14 lbs. 8 ozs. Vegetables, 12 cwt. 1 qr. 14 lbs.  
Fish, 12 lbs. 7 ozs. Cheese, 1 qr. 6 lbs. 4 ozs. Bacon, 4 cwt. 1 qr. 11 lbs. 9 ozs. Eggs, 1 qr. 13 lbs. Dripping, 1 cwt. Fruit, 1 cwt. 1 qr. 2 lbs. Soup, 1 lb. 4 ozs. Mustard, 8 lbs.

COMPLAINTS. During the year a total of 85 complaints were made by residents in the district dealing with miscellaneous matters, among which were included housing complaints, water supplies, and infestations. All of these were dealt with as far as possible.

#### FACTORIES AND WORKSHOPS.

Number of inspections of Factories and Workshops	...	...	4
Number of inspections of Bakehouses	...	...	4

DISINFECTING & CLEANSING ETC. OF PREMISES. The number of houses disinfected in connection with cases of infectious disease number 71; the number of houses disinfested, 52.

SUPERVISION OF HOP-PICKERS' ENCAMPMENTS. Hop-picking started the week commencing 23rd August and was completed by 25th September. The number of camps on the register was 94. The number of people engaged in picking this year was 15,702 as compared with 13,500 in 1942.

On 15th September, 1943 the Minister of Health, Mr. Ernest Brown, visited Goldhill Camp and inspected the accommodation and facilities provided as well as one of the Council's mobile gas cleansing units in action and used to provide hot showers for the camp occupants. During the evenings when the Unit was available a total of 158 children and adults used the showers,

A Medical Officer from the Ministry of Health (Dr. Butler) made inspections of 18 of the camps in the area including some at the week-ends.

CAMP SITES. Seven camp sites were occupied during 1943. After many difficulties all of these, with the exception of one, were cleared.

MINISTRY OF HEALTH SCHOOL- DANEMORE PARK, SPEIDHURST. A course of refresher instruction arranged for Rural Authorities Sanitary Inspectors was attended. This proved interesting and refreshed my mind on many matters in connexion with Housing, Milk and Dairies, Water Supplies, Drainage, etc.,

HOUSING. Ministry of Health Circular 2778. - The Council's proposal to erect 200 new houses as their immediate post war housing aim has been approved. Sites for these are at present the subject of negotiation.

Housing (Rural Workers) Act. - An application for financial assistance in respect of two cottages referred to in last year's annual report was granted. Unfortunately owing to change of ownership a further application had to be made. In the meantime building costs have increased which has complicated the matter. E. A. P. Máj,  
 21st March, 1944. Sanitary Inspector.

STATISTICAL DATA.

	No. in District.	No. of visits in 1943.	No. of faults and defects found.	No. of faults and defects remedied.
Bakehouse	19	4	7	7
Dairies	176	221	See separate statement	
Slaughter Houses ) Registered ) Licenced			No change since	1941
Other food preparing places which are, as such, subject to inspection.	135	69	-	-
Offensive trades	nil	-	-	-
Common Lodging Houses	nil	-	-	-
Houses-let-in-Lodgings	nil	-	-	-
Factories ) Workshops )	8 ) 49 )	4	-	-
Workplaces (other than outworkers' homes).	nil	-	-	-

Nuisances and defects remedied during the year (other than those enumerated in the above tabulation).

Overcrowding ...	5	Refuse receptacles ...	6
Keeping of animals ..	2	Tents, Vans & Sheds ...	7
Hop-pickers' camps see report.		Smoke Nuisances ...	1
Sanitary accommodation:		Chimneys re-built ...	3
1. Insufficient ...	17	Yard Paving ...	5
2. Defective ...	27	Dampness ...	8
Drainage:		Roofs & rainwater pipes	6
1. Reconstructed ...	7	Floors ...	16
2. Repaired ...	9	Walls & Ceilings ...	18
3. Cleansed ...	4	Baths, Lavatory Basins and Sinks ...	12
Cesspools:		Water Supplies ...	1
1. Abolished ...	4		
2. Repaired ...	3		
Offensive accumulation	4		
Miscellaneous ...	25		
Windows and ventilation ..	9		

Total number of visits of all kinds paid by Inspector(s) during the year ... 2,217

Amount of food condemned during the year (including approximate weights of items which have not been weighed:-)

1 ton 9 cwt. 0 qrs. 15 lbs. 3 ozs.

TONBRIDGE URBAN DISTRICT COUNCIL.

## TABULATED STATEMENT FOR THE YEAR.

Showing the number and nature of inspections made by the Senior Sanitary Inspector and the Additional Sanitary Inspector; the number of notices served during the year, distinguishing statutory from other notices; and the result of the service of such notices.

## 1. Total number of visits of all kinds made during the year- 1,814

Number of informal notices given for sanitary, and housing defects - 196

Number of statutory notices served under the Public Health or Housing Acts - nil

## 2. Inspection of food and of Food Preparing and Food Storage Places.

The Food and Drugs Act, 1938.

The Milk and Dairies Order, 1926

The Milk (Special Designations) Orders, 1936 & 1938.

The Public Health (Meat) Regulations, 1924.

Bakehouses -	Number in District	-	-	14
	Number of visits	-	-	46
	Number of defects found and remedied			4
	Number of underground bakehouses			nil

Milk & Dairies -				
Dairymen -				
	Number of producers of milk	-	-	9
	Number of retail purveyors of milk			21
	Number of Dealers licenced under the Milk (Special Designations) Order			3

Dairies -	Number in district	-	-	19
	Number of visits	-	-	124
	Number of faults found and remedied			5

## Milk Examinations -

20 samples of milk were collected from farms at the request of the County Licencing Authority and these were sent for bacteriological examination or examination by the methylene blue test, in order to satisfy the conditions relating to licences granted under the Milk (Special Designations) Orders.

12 samples of milk supplied by Tonbridge Dairymen to Schools were examined for cleanliness at the County Laboratory, and one of these samples was deemed unsatisfactory when judged by the standards laid down for the tests applied.

## Slaughter-houses - \*

	Number in District	-	-	6
	Number licensed in 1943	-	-	1
	Number of visits	-	-	17
	Number of defects found and remedied			nil

Carcases killed and inspected during the year and extent of Condemnations.

13.

	Cattle ex- cluding cows.	Cows.	Calves.	Sheep & Lambs.	Pigs.
Number inspected	-	-	-	-	37

All Diseases

except Tuberculosis

Whole carcasses

condemned	-	-	-	-	-
Carcasses of which some part or organ was condemned	-	-	-	-	-

Tuberculosis only

Whole carcasses

condemned	-	-	-	-	-
Some part or or- gan condemned.	-	-	-	-	1

Total amount of food condemned during the year - 2 tons 13cwt's.  
3 qrs. 2 lbs.

Food Preparing Places -

Number of Food Preparing Places subject to Registration	31
Number of premises registered for the manufacture, sale or storage of ice cream	23
Number of visits made to such premises	116
Number of faults found and remedied	8

3. Domestic Water Supplies -

(The Public Health Act, 1936, Sections 111 - 115)

12 samples of water were collected and forwarded for  
analysis or examination. All the results were satisfactory.

4. Infectious Disease -

(Public Health Act, 1936. Sections 143 - 175)

Number of visits	96
Number of premises disinfected	62
Lots of bedding and clothing removed for steam disinfection	47

5. Factories - (The Factories Act, 1937)

Number in District	-	-	-	109
Number of visits	-	-	-	70
Number of defects found and remedied	-	-	-	15

6. Shops and Worplaces -

(Shops Act 1934, Sec. 10. Public Health Act 1936, Sec. 46)

Number of visits	-	-	-	69
Sanitary and other defects found and remedied	-	-	-	10

7. Nuisances and Offensive Trades - (The Public Health Act, 1936,  
Section 91 - 110)

Nuisances (including sanitary and housing defects) dealt  
with during the year -

Accumulations	-	{ Offensive)	4
Animals	-	{ Keeping of)	8
Dustbins	-	{ Renewed)	8
Coppers	-	{ Defective)	nil
Drainage-			
Reconstructed	-		nil
Repaired	-		12
Cleansed	-		44

14.

Dampness	-	-	-	13
Floors	-	(Defective)	-	23
Gutters, Roofs, etc.,	-	(Defective)	-	30
Sanitary accomodation	-	(Insufficient)	-	nil
		(Defective)	-	39
Sinks and Baths	-	(Installed or renewed)	-	8
Stoves	-	(Defective)	-	7
Wall and Ceilings	-	(Defective)	-	42
Water Supplies	-	(Unsatisfactory services re-inststed)	-	11
Windows	-	(Defective)	-	42
Yard Pavings and Drainage	-	(Defective)	-	4
Other Defects	-	-	-	82

Offensive Trades -

Number in District	-	-	-	1
Number of visits	-	-	-	3
Number of defects found and remedied	-	-	-	nil

8. Rats and Mice (Destruction) Act, 1919.

190 visits have been made and advice and assistance has been given in all difficult cases. The Council treat their own refuse depot, lands and sewers, and supply raticides at cost price, to occupiers of infested premises.

9. Eradication of Bed Bugs -

- (1) Number of houses found or reported to be infested 30
- (2) The methods employed for freeing infested houses from bed bugs include fumigation with sulphur candles, and cleansing and spraying with insecticides.
- (3) Council houses are treated by the Council's staff; private houses are treated by builders and by owners and occupiers as necessary.

The measures taken by way of supervision or education of tenants to prevent infestation or reinfestation after cleansing, include inspection, and the giving of advice verbally and in printed form.

M. JENNER.

2,6.44.

Senior Sanitary Inspector.

REPORT OF SANITARY INSPECTOR  
FOR SOUTHBOROUGH U.D. 1943.

	No. in District.	No. of visits in 1943.	No. of faults & defects found.	No. of faults & defects remedied.
Bakehouses	6	22	-	-
Dairies { Producers	10	39	1	1
{ Retailers	6	24	-	-
Slaughter Houses { Registered				
{ Licensed	4	194		
Other food-preparing places which are, as such, subject to inspection				
Offensive Trades				
Common Lodging Houses				
House-let-in Lodgings	5	5		
Factories	8			
Worshops	75			
Worplaces { other than outworkers' homes)	2			
			107	

Nuisances and defects remedied during the year (other than those enumerated in the above tabulation).

Overcrowding	-	1	Refuse Receptacles	-	18
Keeping of animals	-	2	Tents, Vans and Sheds	-	-
Hop-pickers' Camps	-	-	Smoke Nuisances	-	1
Sanitary accomodation	-	-	Yard Paving	-	-
(1) Insufficient	-	-	Dampness	-	3
(11) Defective	-	7	Roofs & rain water pipes	-	6
Drainage	-	-	Floors	-	2
(1) Reconstructed	-	-	Walls and Ceilings	-	2
(11) Repaired	-	5	Windows and Ventilation	-	-
(111) Cleansed	-	5	Baths, Lavatory Basins & Sinks	-	9
Cesspools	-	-	Water Supplies	-	1
(1) Abolished	-	-			
(11) Repaired	-	-			
Offensive Accumulations	-	1	Miscellaneous	-	-

Total number of visits of all kinds paid by inspect (s) during the year.....454

Amount of food condemned during the year. (Please include approximate weights of items which have not been weighed).  
.....4...tons...14 cwts....3...qurs...22...lbs....

Including 37 carcasses - or parts of carcasses - condemned on account of tuberculosis.

NOTIFIABLE DISEASES DURING THE YEAR.

DISEASE	Total Cases Notified.		Total Cases admitted to Hospital.				Total Deaths.		
	TONBRIDGE RURAL.	TONBRIDGE URBAN.	SOUTH-BOROUGH URBAN.	TONBRIDGE RURAL.	TONBRIDGE URBAN.	SOUTH-BOROUGH URBAN.	TONBRIDGE RURAL.	TONBRIDGE URBAN.	SOUTH-BOROUGH URBAN.
Scarlet Fever.	53	41	11	49	40	10	-	-	-
Diphtheria.	8	4	-	7	4	-	1	1	1
Pneumonia.	33	36	1	5	1	-	4	2	1
Erysipelas.	6	6	-	3	1	-	-	-	-
Cerebro-spinal Fever.	3	-	-	6	-	-	3	-	-
Acute Poliomyelitis.	3	-	-	3	-	-	1	-	-
Dysentery.	22	1	-	20	1	-	-	-	-
Puerperal Pyrexia.	36	1	3	36	-	1	-	-	-
Ophthalmia Neonatorum.	3	-	-	3	-	-	-	-	-
Measles.	192	232	164	7	29	-	-	-	-
Whooping Cough.	14	26	1	-	1	-	-	-	-
	376	347	120	139	77	11	9	2	1

Scarlet Fever. - A total of 105 cases were notified in the Area during the year compared with 84 cases in 1942. No deaths resulted. The age-periods of incidence were :-

<u>1 - 3</u>	<u>3 - 5</u>	<u>5 - 10</u>	<u>10 - 15</u>	<u>15 - 20</u>	<u>20 - 30</u>	<u>30 - 40</u>	<u>40 &amp; over</u>	105
4	16	52	16	7	4	2	4	

Four of the cases occurred in personnel of H.M. Forces and were removed to Military Hospitals. Home and school contacts were visited by the Health Nurse and examinations carried out for any symptoms of sore throat, ear or nasal discharge; swabs were taken where necessary these included a large number from a private school in the Tonbridge Urban District at the request of the attending practitioner, some proved positive to the Haemolytic Streptococci and were appropriately treated by the said practitioner.

Diphtheria. - A total of 12 cases were notified in the Area during the year with one death as against 33 cases with no deaths in 1942. The age-periods of the cases were:-

<u>3 - 5</u>	<u>5 - 10</u>	<u>10 - 15</u>	<u>15 - 20</u>	<u>20 - 30</u>	<u>30 - 40</u>	-	12
2	4	2	1	2	1		

The home and school contacts were visited and swabs taken which proved negative. At the request of the attending medical practitioner, all the children and staff of the Convent School, at which a case of diphtheria occurred, were swabbed, all of which proved negative.

Pneumonia. - A total of 70 cases were notified in the Area during the year, 7 proved fatal.

Erysipelas. - Twelve cases were notified, 1 in a soldier who was removed to a Military Hospital.

Cerebro-Spinal Fever. - Six cases were notified, all in Tonbridge Rural District, 2 were admitted to Capel Hospital which occurred in children, 1 proved fatal; 3 were admitted to the County Hospital, Pembury, all of adults including 1 soldier, one case proved fatal; 1 case, an adult male, was removed to the Kent and Sussex Hospital, where he died.

Acute Anterior Poliomyelitis. - Three cases were notified in the Tonbridge Rural District, all being removed to the County Hospital Pembury. They occurred in children, one of which, a hop-picker's child, proved fatal.

Dysentery. - A total of 22 cases were reported in the Tonbridge Rural District and 1 in the Tonbridge Urban District. Of the former, 17 cases occurred at Mascall's Nursery, Paddock Wood, 4 adults and 13 children; 3 were isolated at Capel Hospital, 12 were nursed at Warren House Sick Bay, Otford and 2 were isolated at Mascall's Nursery. Four cases, 3 adults and 1 child, occurred at the Count Hospital, Pembury, and 1 case occurred in a child at the Bidborough Hall Nursery and was admitted to Capel Hospital. The Urban case occurred in a young adult who worked at the Mascall's Nursery, Paddock Wood.

Puerperal Pyrexia. - A total of 36 cases were notified in Tonbridge Rural District, 1 in the Tonbridge Urban District and 3 in Southborough Urban District. Of the Rural cases, 29 occurred at the County Hospital, Pembury, 5 at Moatlands Maternity Hospital, Paddock Wood, and 2 at Northfield Maternity Home, Langton. The Tonbridge Urban case was nursed at home; of the 3 Southborough cases 2 were nursed at home, the third case occurred at the Southborough Nursing Home.

Ophthalmia Neonatorum. - Three cases were notified from the County Hospital, Pembury, all recovered with vision unimpaired.

Measles. - This minor infectious disease was prevalent during the year, a total of 528 cases were notified in the Area with no deaths, Tonbridge Rural had 192 cases, Tonbridge Urban 232 cases and Southborough Urban 104 cases. Of the Rural cases, two were of soldiers who were admitted to a Military Hospital; two cases were removed to Capel Hospital, 2 were admitted to the Hermitage and 1 to an L.C.C. Hospital. Twenty-nine of the Tonbridge Urban cases were isolated at the Tonbridge School Sanatorium.

Whooping Cough. - Forty-one cases were notified in the Area with no deaths. One infant aged two months was admitted to the Capel Isolation Hospital.

#### SCABIES.

Treatment of Scabies and Vermineous conditions in the Tonbridge Urban and Southborough Urban Districts is carried out by the Personnel of the First Aid Posts, particulars of which are given hereunder. For the Tonbridge Rural District treatments were given at the Hermitage, Hadlow and in their own homes by the Health Nurse, particulars of which are contained in her report for the year 1943.

			Treatments.
Tonbridge, Dry Hill F.A. Post No. 1.	...	...	106
" Quarry Hill F.A. Post No. 2.	...	...	54
Southborough, Old Hall F. A. Post.	...	...	119

## 18. DIPHTHERIA IMMUNISATION SCHEME.

Under the above Scheme adopted by the three Councils, general practitioners are employed and paid according to the B.M.A. Scale, i.e. 3/- per injection, (2 injections completing the course of immunisation). A.P.T. is the prophylactic used and is supplied free by the Ministry of Health Laboratories.

The following figures show the number of children immunised up to the end of 1943:-

	<u>Completed Course.</u>		<u>One injection only.</u>	
	<u>Under 5 yrs.</u>	<u>5 yrs. &amp; over.</u>	<u>Under 5 yrs.</u>	<u>5 yrs. &amp; over.</u>
Tonbridge Rural.	1,032	2,257	20	51
Tonbridge Urban.	817	1,850	15	58
Southborough Urban.	424	744	2	8
	<u>2,273</u>	<u>4,851</u>	<u>37</u>	<u>117</u>

The number of diphtheria cases which occurred in the Area during 1943 totalled 12, of which Tonbridge Rural had 8 and Tonbridge Urban 4. Of the Rural cases, 5 were under 15 years of age and three aged 15 and over, of the former three had been immunised and two had not, one of these died; none of the second age group had been immunised. Three of the Urban cases were under 15 years, one of which had been immunised and gave a true virulence test, and one aged 15 years who had not been immunised.

The percentage of children completely immunised at the end of 1943, according to figures obtained as to the estimated number of children in the respective Districts was as follows:-

	<u>Under 5 Years.</u>	<u>5 Years and over.</u>
Tonbridge Rural.	89%	71%
Tonbridge Urban.	76%	84%
Southborough Urban.	92%	75%

During the year 1943, the number of children immunised in the three Districts were:-

	<u>Under 5 Years.</u>	<u>5 years &amp; over.</u>	<u>Total.</u>
Tonbridge Rural.	259	146	405
Tonbridge Urban.	304	226	530
Southborough Urban.	108	62	170
	<u>671</u>	<u>434</u>	<u>1105</u>

TUBERCULOSIS 1943.

The number of new cases of tuberculosis and deaths from this disease are shown in the following table under the respective Districts:-

AGE PERIODS	NEW CASES												DEATHS											
	PULMONARY						NON-PULMONARY						PULMONARY						NON-PULMONARY					
	TOWNBRIDGE RURAL.		TOWNBRIDGE URBAN.		TOWNBRIDGE RURAL.		TOWNBRIDGE URBAN.		TOWNBRIDGE RURAL.		TOWNBRIDGE URBAN.		TOWNBRIDGE RURAL.		TOWNBRIDGE URBAN.		TOWNBRIDGE RURAL.		TOWNBRIDGE URBAN.		TOWNBRIDGE RURAL.		TOWNBRIDGE URBAN.	
M.	F.	M.	F.	M.	F.	M.	F.	M.	F.	M.	F.	M.	F.	M.	F.	M.	F.	M.	F.	M.	F.	M.	F.	
0-1	-	-	-	-	-	-	-	-	-	-	-	-	-	-	-	-	-	-	-	-	-	-	-	
1-	-	-	1	-	1	-	1	-	-	1	1	-	-	-	-	-	-	-	-	-	-	-	1	
5-	-	1	-	-	-	1	-	-	-	-	-	-	-	-	-	-	-	-	-	-	-	-	-	
15-	2	1	3	1	-	-	1	-	-	2	1	-	-	-	-	-	-	-	-	-	-	-	-	
25-	3	2	3	1	-	3	-	-	-	-	1	2	1	-	-	-	-	-	-	-	-	-	-	
35-	-	2	6	1	1	-	-	-	-	-	-	-	-	2	1	4	-	-	-	-	-	-	-	
45-	1	1	2	2	-	-	-	-	-	-	-	-	-	1	2	1	1	1	1	1	1	1	1	
55-	1	-	2	-	-	-	-	-	-	-	-	-	-	-	1	1	1	1	1	1	1	1	1	
65 & up.	-	1	2	1	-	-	-	-	-	-	1	-	-	-	-	1	2	-	-	-	-	-	-	
	7	8	18	7	3	1	4	1	3	2	2	4	4	4	2	8	4	2	3	3	1	1	1	
	15		25	4	5	6	5	5	6	6	6	12	6	6	3	3	3	3	3	3	1	1	1	

