

[Report 1971] / Medical Officer of Health, Thornton Cleveleys U.D.C.

Contributors

Thornton (Lancashire, England). Urban District Council.

Publication/Creation

1971

Persistent URL

<https://wellcomecollection.org/works/ruwtdyut>

License and attribution

You have permission to make copies of this work under a Creative Commons, Attribution license.

This licence permits unrestricted use, distribution, and reproduction in any medium, provided the original author and source are credited. See the Legal Code for further information.

Image source should be attributed as specified in the full catalogue record. If no source is given the image should be attributed to Wellcome Collection.




Wellcome Collection
183 Euston Road
London NW1 2BE UK
T +44 (0)20 7611 8722
E library@wellcomecollection.org
<https://wellcomecollection.org>



THORNTON CLEVELEYS
URBAN DISTRICT COUNCIL

ANNUAL REPORT
OF THE
MEDICAL OFFICER OF HEALTH
AND
CHIEF PUBLIC HEALTH INSPECTOR
FOR THE YEAR
1971



Digitized by the Internet Archive
in 2018 with funding from
Wellcome Library

<https://archive.org/details/b3018633x>



THORNTON CLEVELEYS

URBAN DISTRICT COUNCIL

ANNUAL REPORT

OF THE

MEDICAL OFFICER OF HEALTH

AND

CHIEF PUBLIC HEALTH INSPECTOR

FOR THE YEAR

1971

THORNTON CLEVELEYS URBAN DISTRICT COUNCIL.HEALTH COMMITTEE - 1971.

CHAIRMAN: Councillor J.D.Grime, J.P.
 VICE-CHAIRMAN: Councillor Mrs D.C.Eastwood.
 Councillor C.R.Ashworth. C.C.
 Councillor F.Beswick.
 Councillor T.H.Dickens.
 Councillor T.H.Duthie.
 Councillor E.Hicks.
 Councillor G.L.Powell.

CHAIRMAN OF THE COUNCIL: Councillor Mrs I. Cass.

STAFF OF THE PUBLIC HEALTH DEPARTMENT.Medical Officer of Health:

John E.Morris. B.Sc., M.D., B.Ch., D.P.H., D.I.H., D.C.H., M.F.C.M.

Chief Public Health Inspector and Cleansing Officer:

Kenneth E.Emery, M.R.S.H., M.A.P.H.I.

Certified Meat & Food Inspector. Food Hygiene Diploma, R.S.H.

Deputy Chief Public Health Inspector:

David Leslie. M.S.P.H.I., M.R.S.A.S.

District Public Health Inspector and Shops Inspector:

Norman Thorpe. Cert.P.H.I.E.B., M.A.P.H.I.

Certified Meat and Food Inspector.

(Resigned 28th March, 1971).

Rowan A.P.Thompson, Cert.P.H.I.E.B.

(Commenced 23rd August, 1971)

Pupil Public Health Inspector:

John G.Simm.

Chief Clerk:

Miss S.A.Simcock.

Clerk:

Miss J.Robinson.

Cleansing Foreman:

C.W.Robinson.

MEDICAL OFFICER'S REPORT.

Council Offices,
Thornton Cleveleys.

TO THE CHAIRMAN AND MEMBERS OF THE
THORNTON CLEVELEYS URBAN DISTRICT COUNCIL.

Madam Chairman, Ladies and Gentlemen,

I have pleasure in presenting to you the Annual Report on the health of the Urban District of Thornton Cleveleys for the year 1971.

The health of the district remained satisfactory during the year and there were no major outbreaks of infectious disease. It is also worthwhile noting that there were no deaths amongst infants under the age of one year and no maternal deaths.

My thanks are again due to my colleagues in the Health Department for their loyalty and assistance. I also wish to express my appreciation to the Chairman and members of the Health Committee for the encouragement and support afforded to me.

Yours faithfully,

J. E. MORRIS.

Medical Officer of Health.

3. VITAL STATISTICS.

Home Population (Registrar-General's Estimate mid-1971).....			26,910
LIVE BIRTHS:	M.	F.	Total.
Legitimate.....	160	156	316
Illegitimate.....	9	8	17
	<u>169</u>	<u>164</u>	<u>333</u>
Live Birth Rates per 1,000 of Population:-			
Crude Rate.....			12.4
Adjusted Rate.....			17.2
Illegitimate live births per cent of total live births...			5
DEATHS (ALL CAUSES):	M.	F.	Total.
Number Registered.....	210	203	413
Death Rate per 1,000 of Population:-			
Crude Rate.....			15.3
Adjusted Rate.....			9.6
STILLBIRTHS:	M.	F.	Total.
Legitimate.....	3	3	6
Illegitimate.....	-	-	-
	<u>3</u>	<u>3</u>	<u>6</u>
Rate per 1,000 total births.....			18
LIVE AND STILLBIRTHS:	M.	F.	Total.
Legitimate.....	163	159	322
Illegitimate.....	9	8	17
	<u>172</u>	<u>167</u>	<u>339</u>
MATERNAL MORTALITY:			
Number of deaths registered.....			Nil
Maternal mortality Rate per 1,000 total births.....			Nil
INFANT MORTALITY:	M.	F.	Total.
Number of Deaths registered under 1 year:-			
Legitimate.....	-	-	-
Illegitimate.....	-	-	-
	<u>-</u>	<u>-</u>	<u>-</u>
Rate per 1,000 Live Births.....			Nil
Deaths of legitimate infants under 1 year per 1,000 legitimate live births.....			Nil
Deaths of illegitimate infants under 1 year per 1,000 illegitimate live births.....			Nil
NEO-NATAL:	M.	F.	Total.
Number of Deaths registered (under 4 weeks):			
Legitimate.....	-	-	-
Illegitimate.....	-	-	-
	<u>-</u>	<u>-</u>	<u>-</u>
Rate per 1,000 Live Births.....			Nil
Number of Deaths Registered (under 1 week):	M.	F.	Total.
Legitimate.....	-	-	-
Illegitimate.....	-	-	-
	<u>-</u>	<u>-</u>	<u>-</u>
Rate per 1,000 Live Births.....			Nil.

VITAL STATISTICS - CONTINUED.

	PER 1,000 OF ESTIMATED POPULATION.					Maternal Mortality Rate.	Infantile Mortality Rate.
	Live Birth Rate. (Crude)	Crude Death Rate.	Death Rate from T.B. of Respiratory System.	Death Rate from Cancer.	Per 1,000 Live Births.	per 1,000 Live Births.	
Mean of 5 years.							
1966 - 70	15.28	13.4	0.01	2.71	0.51	23.9	
1970	13.70	17.0	0.04	2.79	Nil	22.0	
1971	12.40	15.3	0.07	2.41	Nil	18.0	
Increase or Decrease in 1971 on 5 years average:							
1966 - 70	- 2.88	+ 1.9	+ 0.06	- 0.30	- 0.51	- 5.9	
On Previous Year:							
1970	- 1.30	- 1.7	+ 0.03	- 0.38	Nil.	- 4.0	

1971 - Adjusted Birth Rate (Comparability factor 1.39) = 17.2

1971 - Adjusted Death Rate (Comparability factor 0.63) = 9.6

BIRTH, DEATH & INFANTILE MORTALITY RATES (ADJUSTED).

Year.	Birth Rate.	General Death Rate.	Infantile Mortality Rate.
1966	23.2	10.8	20
1967	22.2	10.2	17
1968	21.0	10.4	15
1969	20.0	10.0	19
1970	19.0	10.7	22
1971	17.2	9.6	-

STATISTICAL SUMMARY.

Area in statute acres...	3,355
Population (1964 Census) ...	22,020
Population (Estimated mid-1971) ...	26,910
Density of Population per acre...	8.0
Estimated number of inhabited houses (Dec.1971) ...	10,648
Average number of persons per house. ...	2.5
Rateable Value... ..	£1,472,637
Sum represented by a Penny Rate.	£14,425
Live Births.	333
Live Birth Rate per 1,000 Population(adjusted) ..	17.2
Still Births	6
Still Birth Rate per 1,000 live and still births ...	18
Total live and still births.	339
Total Deaths	413
Death Rate per 1,000 Population(adjusted) ..	9.6
Infant Deaths(under 1 year)	Nil
Infant Mortality rate per 1,000 live births(total) ..	Nil
Infant Mortality rate per 1,000 live births(legitimate) ..	Nil
Infant Mortality rate per 1,000 live births(illegitimate) ..	Nil
Neo-Natal Mortality rate per 1,000 live births(first 4 weeks) ..	Nil
Early Neo-natal mortality rate per 1,000 live births....	Nil
Maternal deaths(including abortion)	Nil
Maternal mortality rate per 1,000 live and still births. ...	Nil
Respiratory Tuberculosis Rate per 1,000 Population..	0.07
Cancer Death Rate(Malignant Neoplasm)	2.41
Influenza Death Rate	Nil
Pneumonia(all forms) Death Rate.	0.77
Other Respiratory diseases (all forms, inc.bronchitis & emphysema)	1.33

LOCAL ACTS IN FORCE IN THE DISTRICT DEALING WITH
SANITARY ADMINISTRATION.

Thornton Urban District Council Act.	31st July, 1923
Thornton Cleveleys Improvement Act..	31st July, 1936
Lancashire County Council(General Powers) Act	1951

BYE-LAWS.

New Streets and Buildings... ..	1926 and 1937
Building Bye-Laws(Public Health Act,1936) ..	1954
Pleasure Grounds	1938
Bye-Laws under Sec.15 - Food and Drugs Act,1938. ...	1950
Bye-Laws under Sec.81 - Public Health Act,1936..	1951
Bye-Laws under Sec.61 - Public Health Act,1936 and Sec.24, Clean Air Act,1956..	1959

INQUESTS AND INQUIRIES.

There were 66 Inquests and Inquiries on persons dying in the area, and are as follows:-

<u>W.D.</u>	<u>AGE.</u>	<u>CAUSES OF DEATH.</u>
<u>NORTH WARD.</u>		
1. Female.	92	Hypostatic Pneumonia.
2. Male.	60	Coronary Thrombosis.
3. Male.	68	Acute Pulmonary Oedema.
4. Male.	69	Pulmonary Oedema.
5. Female.	72	Coronary Thrombosis.
6. Female.	72	Pulmonary Embolus.
7. Male.	58	Acute left ventricular failure.
8. Female.	84	Haemopericardium.
9. Female.	49	Asphyxia due to drowning. Open Verdict.
10. Male.	72	Coronary Thrombosis.
11. Male.	77	Congestive heart failure.
<u>NORTH CENTRAL WARD.</u>		
12. Male.	72	Acute lobar pneumonia.
13. Male.	69	Cardiac Infarction.
14. Male.	83	Chronic cardiac failure.
15. Female.	68	Coronary Thrombosis.
16. Female.	79	Acute left ventricular failure.
17. Female.	72	Cardiac Infarction.
18. Female.	78	Coronary Thrombosis.
19. Female.	75	Coronary Thrombosis.
20. Male.	54	Coronary Thrombosis.
21. Male.	61	Coronary Thrombosis.
22. Female.	72	Coronary Thrombosis.
23. Female.	66	Acute pulmonary oedema.
24. Male.	64	Bronchopneumonia.
25. Male.	88	Bronchopneumonia.
26. Male.	60	Cardiac failure. Shock. Multiple Injuries. (road accident).
27. Female.	62	Shock & Haemorrhage. Multiple Injuries. (road accident).
28. Female.	93	Bronchopneumonia.
29. Female.	77	Carcinomatosis.
<u>SOUTH WARD.</u>		
30. Female.	90	Pulmonary Embolus.
31. Male.	58	Acute left ventricular failure.
32. Male.	47	Pulmonary Oedema.
33. Female.	81	Ruptured heart.
34. Male.	62	Myocardial Infarction.
35. Female.	65	Cardiac Infarction.
36. Female.	73	Pulmonary Embolus.
37. Male.	75	Ruptured left ventricle.
38. Male.	72	Inoperable cancer oesophagus.
39. Female.	70	Respiratory failure.
<u>SOUTH CENTRAL WARD.</u>		
40. Female.	81	Gangrenous small intestine.
41. Male.	67	Acute left ventricular failure.
42. Male.	85	Acute left ventricular failure.
43. Male.	64	Cardiac Infarction.
44. Male.	67	Coronary Thrombosis.
45. Female.	84	Bronchopneumonia.
46. Male.	63	Bronchopneumonia.
47. Female.	73	Cerebral haemorrhage.

<u>EAST WARD.</u>	<u>AGE.</u>	<u>CAUSES OF DEATH.</u>
48.Male.	72	Acute left ventricular failure.
49.Male.	22	Asphyxia due to drowning. Misadventure.
50.Female.	66	Coronary Thrombosis.
51.Male.	60	Glioblastoma of brain.
52.Male.	69	Cerebrovascular accident.
<u>WEST WARD.</u>		
53.Female.	71	Hypertensive heart failure.
54.Female.	79	Hypertensive left ventricular failure.
55.Male.	51	Asphyxia due to an overdose of Prothiaden. Misadventure.
56.Male.	48	Acute left ventricular failure.
57.Male.	80	Acute left ventricular failure.
58.Male.	44	Subarachnoid Haemorrhage.
59.Female.	79	Cerebral Haemorrhage.
60.Male.	67	Acute left ventricular failure.
61.Male.	82	Cerebral Haemorrhage.
62.Male.	68	Hypostatic Pneumonia.
63.Female.	68	Acute left ventricular failure.
64.Male.	17	Crohn's Disease.
65.Male.	69	Middle cerebral haemorrhage.
66.Male.	66	Intestinal obstruction.

VITAL STATISTICS.BIRTHS.

During the year 333 births were recorded by the Registrar-General, comprising 169 males and 164 females.

Birth Rate for district (adjusted): 17.2 per 1,000 as against 19.0 for 1970.

Still-births: 18.0 per 1,000 (live and still) births.

DEATHS

Based on a population of 26,910, the Registrar-General gives the Death Rate (adjusted) as 9.6 compared with 10.7 for 1970.

The allocation to the various wards of the district (after excluding transferable deaths and including local residents dying outside the district), is as follows:-

<u>WARD.</u>	<u>MALES.</u>	<u>FEMALES.</u>	<u>TOTAL.</u>
North.	46	36	82
North Central.	43	40	83
South.	22	32	54
South Central.	31	36	67
East.	38	23	61
West.	30	36	66
	<u>210</u>	<u>203</u>	<u>413</u>

AGES AT DEATH

	<u>MALES.</u>	<u>FEMALES.</u>	<u>TOTAL.</u>
Under 1 week.....	—	—	—
Under 4 weeks of age.....	—	—	—
Under 1 year of age.....	—	—	—
TOTAL UNDER 1 YEAR:	—	—	—
1 - 4 years.....	1	—	1
TOTAL UNDER 5 YEARS:	1	—	1
5 - 14 years.....	—	—	—
15 - 24 years.....	2	—	2
25 - 34 years.....	2	—	2
35 - 44 years.....	4	—	4
45 - 54 years.....	14	3	17
55 - 64 years.....	30	24	54
65 - 74 years.....	87	57	144
75 and over.....	70	119	189
	<u>210</u>	<u>203</u>	<u>413</u>

CAUSES OF DEATH.

	MALES.	FEMALES.	TOTAL.
Tuberculosis of Respiratory System.....	2	-	2
Malignant Neoplasm, Oesophagus.....	1	1	2
Malignant Neoplasm, Stomach.....	2	6	8
Malignant Neoplasm, Intestine.....	9	5	14
Malignant Neoplasm, Lung, Bronchus.....	7	3	10
Malignant Neoplasm, Breast.....	-	6	6
Malignant Neoplasm, Uterus.....	-	2	2
Malignant Neoplasm, Prostate.....	2	-	2
Leukaemia.....	-	2	2
Other Malignant Neoplasms.....	11	8	19
Diabetes Mellitus.....	1	1	2
Other Endocrine etc. Diseases.....	-	1	1
Anaemias.....	-	1	1
Mental Disorders.....	-	1	1
Multiple Sclerosis.....	1	1	2
Other Diseases of Nervous System.....	1	-	1
Active Rheumatic Fever.....	-	1	1
Chronic Rheumatic Heart Disease.....	1	2	3
Hypertensive Disease.....	2	4	6
Ischaemic Heart Disease.....	59	53	112
Other forms of Heart Disease.....	8	23	31
Cerebrovascular Disease.....	36	23	59
Other Diseases of Circulatory System.....	17	18	35
Pneumonia.....	10	11	21
Bronchitis and Emphysema.....	25	4	29
Other Diseases of Respiratory System.....	5	2	7
Peptic Ulcer.....	-	1	1
Cirrhosis of Liver.....	1	6	7
Other Diseases of Digestive System.....	1	2	3
Hyperplasia of Prostate.....	1	-	1
Other Diseases, Genito-Urinary System.....	1	-	1
Diseases of Musculo-Skeletal System.....	-	1	1
Symptoms and Ill Defined Conditions.....	2	3	5
Motor Vehicle Accidents.....	3	2	5
All other Accidents.....	1	8	9
All other External Causes.....	-	1	1
	210	203	413

INFECTIOUS DISEASE.

There were 33 cases of Infectious Disease notified during the year, as against 135 cases during 1970, and were as follows:-

	<u>Total cases notified.</u>
Measles... ..	12
Scarlet Fever	9
Food Poisoning	1
Infective Jaundice	4
Meningococcal Infection	2
Pulmonary Tuberculosis	5
	<hr/> 33 <hr/>

The distribution in relation to the various Wards of the district is as follows:-

	N.	NC.	S.	SC.	E.	W.	TOTAL.
Measles... ..	5	2	-	3	1	1	12
Scarlet Fever	-	4	-	-	3	2	9
Food Poisoning	1	-	-	-	-	-	1
Infective Jaundice	2	-	-	-	2	-	4
Meningococcal Infection	-	-	-	1	1	-	2
Pulmonary Tuberculosis	2	1	1	-	1	-	5
	<hr/> 10 <hr/>	<hr/> 7 <hr/>	<hr/> 1 <hr/>	<hr/> 4 <hr/>	<hr/> 8 <hr/>	<hr/> 3 <hr/>	<hr/> 33 <hr/>

FOOD POISONING OUTBREAKS.

Number of Cases.	No. of deaths.	Organisms or other agents responsible.	Food involved.
1	-	Salmonella Enteriditis.	-

TUBERCULOSIS.

The number of cases notified was 5 pulmonary and no non-pulmonary.

The number of deaths from pulmonary tuberculosis was 3. (not notified before death).

CASES NOTIFIED.

AGE PERIODS.

DISEASE.	Under 1 yr.	1+	2+	3+	4+	5-9	10-14	15-19	20-34	35-44	45-65	Over 65	Total.
Measles.	1	2	2	3	2	-	1	1	-	-	-	-	12
Scarlet Fever.	-	-	-	-	-	6	2	-	-	1	-	-	9
Food Poisoning.	-	-	-	-	-	-	-	-	-	1	-	-	1
Infective Jaundice.	-	-	-	-	-	-	-	1	2	-	1	-	4
Meningococcal Infection.	-	-	-	-	-	2	-	-	-	-	-	-	2
Pulmonary Tuberculosis.	-	-	-	-	-	-	3	-	-	1	1	-	5
TOTAL:	1	2	2	3	2	8	6	2	2	3	2	-	33

The following table shows the number of cases and the months in which they were notified.

DISEASE.	Jan.	Feb.	March.	April.	May.	June.	July.	Aug.	Sept.	Oct.	Nov.	Dec.	Total.
Measles.	-	-	1	4	2	-	2	1	-	-	-	2	12
Scarlet Fever.	1	-	4	-	-	2	1	-	-	-	1	-	9
Food Poisoning.	-	-	-	-	-	-	-	-	1	-	-	-	1
Infective Jaundice.	1	-	2	-	-	-	-	-	-	-	1	-	4
Meningococcal Infection.	-	-	1	-	-	1	-	-	-	-	-	-	2
Pulmonary Tuberculosis.	2	-	-	1	2	-	-	-	-	-	-	-	5
TOTAL:	4	-	8	5	4	3	3	1	1	-	2	2	33

ANNUAL REPORT OF THE CHIEF PUBLIC HEALTH INSPECTOR.

TO THE CHAIRMAN AND MEMBERS OF THE
THORNTON CLEVELLEYS URBAN DISTRICT COUNCIL.

Mr.Chairman, Ladies and Gentlemen,

I have pleasure in submitting my Annual Report on the Public Health and Cleansing Department, for the year 1971.

During the year routine visits to food premises and offices and shops were maintained, in spite of not having a District Inspector for a period of five months. Inspections of houses in multi-occupation and the preparation of schedules for means of escape in case of fire, continued in consultation with the Lancashire County Council Fire Brigade.

The refuse sack system was extended during the year to include all the properties in the area. The system is working well and appears to be appreciated by the members of the public.

It was found necessary to remove the five refuse disposal points established under the Civic Amenities Act, 1957, as the Health Committee considered that due to their mis-use and action by vandals, they were creating a nuisance. However, a refuse disposal point was established at the refuse tip in the Fleetwood area, for the joint use by both authorities.

In conclusion, I would like to thank the Chairman of the Health Committee, Councillor J.D.Grime, J.P., and all members of the Health Committee, also Dr.J.E.Morris, the Medical Officer of Health, for their help and assistance during the year.

I would like to thank Mr.D.Leslie, the Deputy Chief Public Health Inspector, and all members of the staff, for the help and co-operation they have given me during the year.

I am,

Mr.Chairman, Ladies and Gentlemen,

Yours faithfully,

K. E. EMERY.

Chief Public Health Inspector and
Cleansing Officer.

SUMMARY OF VISITS MADE.

Contagious Diseases...	200
Defective drains - tested and inspected...	434
Drains cleansed by Council's workmen...	376
Water under floors; flooded land, gardens, watercourses...	22
Factories Act...	56
Public Health Act - Means of Escape in case of Fire...	56
Offices, Shops and Railway Premises Act...	217
Caravan Sites and Control of Development Act...	19
Shops Act...	3
Pet Animals Act and Slaughter of Animals Act...	4
Waste Food Order...	7
Civic Amenities Act - Derelict cars, waste land, etc...	95
Public Conveniences...	147
Food Hygiene Regulations & Market Stalls Regulations...	381
Unsound Foodstuffs...	89
Rodent Control - treatment and eradication...	434
Rodent Control - search and survey...	210
Other vermin - pigeons(37), Ants, wasps flies, etc.(47)...	84
Improvement Grants(212), Qualification Certificates(79)...	291
Visits to sub-standard houses...	100
Defects in houses - Housing Act...	87
Houses in multi-occupation and holiday flats...	69
Visits to overcrowded and dirty houses...	6
Defects in houses - Public Health Act...	65
Daily visits to air pollution apparatus...	501
Untidy land, yards, etc...	121
Piggeries...	14
Nuisances from keeping animals...	5
Visits to work in progress...	145
Owners, agents, contractors interviewed...	668
Registration of Game Dealers...	2
Inspection of poultry...	145
Complaints received and investigated...	380
Milk and Dairies Regulations...	44
<u>Samples taken:</u>	
Milk...	128
Ice Cream...	46
Ice Lollies...	6
Food & Meat Products...	36
Shell Fish...	4
Refuse and Salvage collection and disposal, including sack scheme.	978
Smoke, smell and noise observations...	187
Food and Drugs Act...	32
Lancs. County Council(General Powers)Act - Hawkers...	16

6,910

SANITARY INSPECTIONS.

The following tables show the number of items of work carried out during the year:-

Number of premises visited...	3,375
Number of defects or nuisances discovered ...	627
Number of defects or nuisances abated ...	600
Number of Informal Notices served ...	144
Number of Statutory Notices served...	3
Number of complaints received and investigated...	427

Details of Work carried out.Sanitary Accommodation and Drainage:

Drains cleansed from obstruction..	376
Drains repaired and relaid and new chambers built. ...	14
Additional W.Cs.provided and reconstructed ...	5
Defective joints in flush pipes repaired..	13
Wastepipes provided and repaired..	17
Defective W.C. cisterns repaired..	2

Housing:

Rising and penetrating dampness eradicated ...	7
Roofs repaired and made waterproof....	5
Walls and ceilings repaired, redecorated and repointed ...	36
Defective spouting repaired or replaced...	6
Windows repaired and additional windows provided..	46
Doors repaired ...	7
Electrical wiring repaired ...	1

Miscellaneous:

Offensive accumulations removed and land and yards cleansed...	13
Smell/noise/smoke nuisances dealt with ...	22
Nuisances from animals abated. ...	2

Food Hygiene Regulations:

Cleanliness of Premises...	12
Cleanliness of Equipment..	6
Provision of waste storage ...	5
Premises redecorated..	3
Surfaces cleaned or renewed...	4
Provision of "Wash Your Hands" Notices ...	4
Provision of wash-hand basins and sinks...	6
Provision of wash-hand basins and towels,etc. to mobile van...	4
Name displayed on mobile van..	1

Offices, Shops and Railway Premises Act:

Provision of Abstract..	9
Provision of Thermometer...	9
Provision of First Aid equipment...	6
Provision of accommodation for outdoor clothing ...	2
Provision of light to W.C..	2
Provision of wash-hand basin...	2
Premises cleansed..	2

SANITARY CIRCUMSTANCES OF THE AREA.WATER SUPPLY.

The district is supplied by the Fylde Water Board, the water being of good quality, pleasantly soft and of a peaty nature. Only one outlying house depends on well water, the total number of houses being supplied by the Fylde Water Board is 10,647.

Four samples of water were taken by this department from the mains supply, one being submitted for chemical analysis and three for bacteriological examination. All the samples were satisfactory.

Samples taken by the Fylde Water Board are as follows:-

Bacteriological Analyses.

<u>Source of Sample:</u>	<u>No. Examined.</u>	<u>No. free from Coliform Organisms.</u>	<u>% Satisfactory.</u>	<u>Aerobic micro-organisms growing in Yeastral Agar.</u>	
				<u>No. of Colonies per ml. of water:</u>	
				<u>In 2 days 37°C.</u>	<u>In 3 days 22°C.</u>
Stocks Supply via 27" Main.	52	52	100	1	2
Council Offices.	25	25	100	1	7

DRAINAGE AND SEWERAGE.

Owing to the flat nature of the district, a system of electrical pumps and ejectors worked by compressed air, is in operation. The sewage is discharged near dead low water mark into the sea. No extensive additions were made to the sewers during the year but a new Pumping Station was opened at the River Wyre end of the district, to assist land drainage of the area during storm conditions and high tides.

Dwelling-houses using water carriage system... .. 10,640

Dwelling-houses using chemical closets 6

Cleansing of Drains:

The department employs a man part-time on drainage work, the cost of clearing and cleansing the blocked drains being borne by the owner of occupier.

TYPICAL CHEMICAL ANALYSIS OF THE FYLDE WATER SUPPLY.

	<u>Winter Supply.</u>	<u>Summer Supply.</u>
Appearance.	Clear & Bright.	Clear & Bright.
Colour(Hazen p.p.m. Pt).	6	3
Turbidity(p.p.m. Silica)	Nil	Nil
Odour.	Nil	Nil
Taste.	Normal.	Normal.
Reaction pH Value.	8.0	8.1
Electrical Conductivity u m.h. o/c.c.	125	300
Residual Chlorine.	0.10	0.10
Free & Saline Ammonia as N ₂	0.08	0.06
Albuminoid Ammonia as N ₂	0.16	0.03
Nitrous Nitrogen as N ₂	0.003	0.003
Nitric Nitrogen as N ₂	0.38	0.28
Oxygen absorbed 4 hrs @ 27°C	0.78	0.30
Free Acidity as CO ₂	-	-
Carbonate Hardness as CaCO ₃	18	112
Total Hardness as CaCO ₃	48	134
Non-Carbonate Hardness as CaCO ₃	30	22
Excess Alkalinity as Na ₂ CO ₃	Nil	Nil
Calcium as CaCO ₃	42	76
Magnesium as CaCO ₃	6	58
Total Solids dried at 180°C	92	208
Chloride as Cl.	12	21
Sulphate as SO ₄	30	38
Lead as Pb.	- less than 0.05 -	-
Manganese as Mn.	0.03	0.02
Copper as Cu.	-	-
Iron as Fe.	0.04	0.03
Aluminium as Al.	0.10	0.07
Fluoride as F.	- less than 0.10 -	-

PUBLIC CONVENIENCES.

The department is responsible for the cleansing and maintenance of all public conveniences. The following is a list of such conveniences as at the 31st December, 1971. They are cleaned by one man full-time and two lady cleaners full-time.

Situation.	Accommodation for Females.	Accommodation for Males.
Arena, Cleveleys.	6 WCs., 3 wash-hand basins with hot and cold water.	3 WCs. and urinal; 2 wash hand basins with hot and cold water.
Bathing Station, Cleveleys. *	9 WCs., 2 wash-hand basins with hot and cold water.	4 WCs. & urinal; 2 wash-hand basins. Cold water.
Jubilee Gardens, Cleveleys.	10 WCs. 2 wash-hand basins. Hot water at only one; cold water at other.	2 WCs. & urinal; 2 wash-hand basins. Hot water at one; cold at other.
Jubilee Gardens, Bowling Green, Cleveleys. *	2 WCs.	1 W.C. & urinal.
Bus Station, Cleveleys.	5 WCs. 2 wash-hand basins with hot and cold water.	4 WCs. & urinal. 2 wash-hand basins with hot & cold water.
Brighton Avenue, Cleveleys.	5 WCs. & 3 wash-hand basins. Hot & cold water.	2 WCs. & urinal. 2 wash-hand basins.
Ashdell Bowling Green, Thornton. *	3 WCs. 1 wash-hand basin. Cold water only.	2 WCs. & urinal. 1 wash-hand basin. Cold water.
Four Lane Ends, Thornton.	3 WCs. 1 wash-hand basin with hot and cold water.	2 WCs. & urinal. 1 wash-hand basin with hot and cold water.
Fleetwood Road N., Thornton.	2 WCs. 1 wash-hand basin. Hot and cold water.	1 WC. & urinal. 1 wash-hand basin with hot and cold water.
River Wyre, Thornton.	2 WCs. 2 wash-hand basins with hot and cold water.	1 WC. & 2 urinals. 2 wash-hand basins with hot and cold water.
Kenyon Park, Thornton.	3 WCs. 4 wash-hand basins with hot and cold water.	2 WCs. and urinal. 2 wash-hand basins with hot and cold water.

* Not in use during winter months.

Improvements have now been completed at the conveniences at the Arena, Jubilee Gardens and Bathing Station.

In common with other authorities, we suffered a great deal of damage and this vandalism causes extra work and also increases greatly the cost of maintenance.

PUBLIC CLEANSING.

The vehicles used in the department are as under:-

S.D.4.	"TW" type diesel fore and aft tipper.....	Licensed Sept.1962.
S.D.5.	"TZ" type diesel Pakamatic.....	Licensed March,1967.
S.D.6.	"TBZ" type diesel Pakamatic-bulk loader.....	Licensed Jan.1968.
GWL.1.	Karrier/Ramillies diesel bulk loader.....	Licensed June,1970.
BLMC.	Diesel vehicle.....	Licensed Sept.1970.

The cleansing work is carried out by two 35 cu.yd. Pakamatic vehicles and one Karrier/Ramillies diesel bulk loader. During the year an order was placed for a Dennis Bulkmaster, for delivery early in 1972. Also during the year the TBZ. type diesel Pakamatic was converted to bulk-loading and the "TW" type (S.D.4) will be sold when the new vehicle is delivered. Wastepaper was collected by the BLMC vehicle.

During the year the remainder of the premises in the area was converted to the refuse sack system and approximately 11,265 premises are now on this system.

Due to their mis-use and vandalism, it was decided to close down the five refuse disposal points, established under the Civic Amenities Act,1967. The cost of clearing these became very prohibitive and it was unfortunate that they were abused, mainly by contractors dumping their rubbish there. Members of the public, however, appreciated them and on their closure a compound was established at the Fleetwood refuse tip which is open permanently to the public.

Many of the larger hotels, shop premises, factories and caravan sites, are using bulk containers which make for better storage and collection of refuse. At a number of these premises, a twice weekly collection is made during the summer months, the cost of the second collection being borne by the occupier of the premises. It is estimated that there are 105 bulk containers in use in the district.

Refuse is disposed of by controlled tipping methods and since June,1967, tipping facilities have been shared with a neighbouring authority, along with the costs involved. This is a very helpful arrangement and will provide us with tipping space for many years to come.

COSTINGS - REFUSE COLLECTION(YEAR ENDING 31.3.72)

		£
Household and trade refuse removal:		36,635
Household refuse haulage costs:		11,090
		<hr/> 47,725
Income: Trade refuse and sales:		1,396
		<hr/> 46,329
	£	
Salvage: Net Cost:	3,662	
Sales & other income:	<u>3,183</u>	479 DR.
		<hr/> 46,808
		<hr/> <hr/>
Expenditure per 1,000 houses per annum:		£4,596
Expenditure per 1,000 population per annum:		£1,739

COSTINGS - REFUSE DISPOSAL (YEAR ENDING 31.3.72).

Number of loads...	2,970
Estimated weight (3 tons a load)...	8,910
Total Cost (Net)...	£5,118
Cost per ton...	£0.57
Cost per 1,000 houses per annum...	£480
Cost per 1,000 population per annum...	£190

COSTINGS - REFUSE COLLECTION & DISPOSAL (YEAR ENDING 31.3.72)

Total Cost ...	£51,926
Cost per 1,000 houses per annum...	£4,877
Cost per 1,000 population per annum...	£1,930
Estimated tonnage collected during 1971...	9,003
Mileage run by vehicles during 1971...	23,034

COLLECTION AND DISPOSAL OF SALVAGE.

The Council continued with the collection of wastepaper salvage during the year. From the 1st May, 1971, the price was increased due to the fact that the metric system became operative and the weight of paper is now in tonnes. The price remained the same for a tonne as for a ton, a tonne being less in weight. Throughout the year a bonus scheme, based on Work Study principles, was in operation for the collection and baling of wastepaper.

Salvage disposed of during year ending 31st Dec. 1971.

	tons.	cwts.	qrs.	£.	p.
January.....	18.	4.	0.	186.	55
February.....	14.	12.	0.	149.	78
March.....	26.	19.	0.	276.	23
April.....	20.	2.	0.	206.	01
May.....	29.	8.	0.	301.	33
June.....	22.95 tonnes.			233.	56
July.....	30.54 tonnes.			313.	03
August.....	19.35 tonnes.			198.	33
September.....	28.85 tonnes.			295.	71
October.....	24.58 tonnes.			251.	95
November.....	29.55 tonnes.			302.	88
December.....	16.41 tonnes.			168.	20
				<u>2,883.</u>	<u>56</u>

EMPLOYEES.

Foreman...	1
Motor Drivers...	4
Refuse Collectors...	10
Paper Baler...	1

The above figures show the present minimum labour requirements, but it is necessary from time to time to increase this labour force for holiday periods and sickness. An increased Bonus Scheme, based on Work Study principles, came into operation in February, 1970. This allowed for some decrease in the labour establishment.

REMOVAL OF ADDITIONAL REFUSE.

During the financial year ended 31st March, 1972, a total of 32 requests for the removal of bulky articles, garden refuse, etc. were received. Of this total, 742 were cleared. The discrepancy allows for those not yet collected (about 40) and those which were not necessary, cancellations, etc. This is an average of 16.16 per week. This number varied from as low as 5 during some winter weeks to as many as 35 during spring and summer.

A total amount of £471.50 was received for these collections, an average of 64p. per collection.

CIVIC AMENITIES ACT, 1967. REMOVAL & DISPOSAL OF VEHICLE REGULATIONS, 1968.

Report on cars dealt with under the above Act,
from 1st January to 31st December, 1971.

- | | |
|---|-----|
| 1. Number of abandoned cars removed from district after requests from this department... | 6 |
| 2. Number of cars removed by local authority by statutory action under the Act ... | 2 |
| 3. Total cars known by department to have been removed from site since the Regulations came into operation. ... | 192 |

During the year, a prosecution was taken under the above Act, against a person abandoning two cars on Council-owned land. He was fined £25. in each case; £10 costs and £20 Advocate's fees.

PREVENTION OF DAMAGE BY PESTS ACT, 1949.

It was not found necessary to serve any Notices under the provisions of the above Act and we secured the co-operation of the public at all times. We experienced no difficulty in regard to the operation of the Act.

Statistics for 12 months ending 31.12.1971.

PROPERTIES OTHER THAN SEWERS.	TYPE OF PROPERTY.	
	Non-Agricultural.	Agricultural.
1. No. of properties in district....	11,376	50
2. a) Total no. of properties (incl. nearby premises) inspected following notification.....	91	7 (dykes)
b) No. infested by (i) Rats.....	13	7 "
(ii) Mice.....	53	-
3. a) Total number of properties inspected for rats &/or mice for reasons other than notification.....	381	-
b) Number infested by (i) Rats.....	-	-
(ii) Mice.....	-	-

There were no sewers infested by rats during the year.

RODENT CONTROL.Summary of visits made during the 12 months ending 31.12.71.

Number of complaints received... ..	91
Number of infestations.. ..	66
Number of visits for purposes of eradication	434
Number of visits for purposes of "search and survey"	210
Number of premises successfully treated by local authority.. ..	66

VERMINOUS PREMISES.

Several complaints were received during the year and these were investigated, advice and help being given.

<u>Eradications carried out:</u>	<u>Private Houses and other premises:</u>	<u>Council houses.</u>
Ants... ..	7	12
Cockroaches	11	1
Wasps Nests	8	2
Beetles(1), Red Mites(1)		
Fleas(1)	3	-

PIGEON CONTROL.

The department employs a part-time trained operator to carry out the necessary treatment. The feral pigeon population in the area is kept under control by the use of several traps.

DESTRUCTION OF DOMESTIC PETS.

Destruction of domestic pets is carried out by chloroform and for a charge of 5p. a person can have a dog or cat painlessly destroyed. The department undertakes the proper disposal of the carcasses.

Number of dogs destroyed in 1971... ..	19
Number of cats destroyed in 1971... ..	6
	<hr/> 25
Income from destruction of animals.	£1.25
Income from sale of carcasses... ..	£5.00
	<hr/> £6.25

SWIMMING BATHS AND POOLS.

There are no public swimming baths in the area.

RAG FLOCK & OTHER FILLING MATERIALS ACT, 1951.

One premises in the area is licensed for the use of filling materials but none is licensed for the manufacture of rag flock or other filling materials.

PET ANIMALS ACT, 1951.

Two pet shops were registered at the end of the year and the premises appear to be conducted in a proper manner, the provisions of the Act being complied with.

DISEASES OF ANIMALS (WASTE FOODS) ORDER, 1957.

Upon the application of the Council, the County Council delegated to us their functions under the above Order, as and from 1st July, 1959.

Number of plants licensed at 1st April, 1971... ..	7
Number of plants licensed during year ending 31.3.72.. ..	1
Number of licences cancelled or revoked during year ending 31.3.72	1
Number of inspections to licensed plants during year.. ..	7
Number of prosecutions	0

SCRAP METAL DEALERS ACT, 1964.

The provisions of the above Act are in operation and three Certificates are in existence in respect of premises in the area.

SCHOOLS.

The general condition of the schools in the area is satisfactory, all being supplied with Fylde water and in each case modern water closets are provided. The eleven schools are under the control of the Lancashire Education Committee.

SHELLFISH.

There are no shell fish beds in our area. During the year, four samples of shell fish were obtained and the results of three were satisfactory. The sample of prawns showed that Staph.aureus (coagulase positive) was isolated and the necessary action was taken.

MORTUARY.

A modern mortuary, possessing equipment in accordance with present-day practice, has been in use throughout the year. It was used on 158 occasions and 146 post-mortems were conducted by the Police Surgeon.

By arrangements, the Fleetwood Borough Council have the joint use of the mortuary and the net cost is shared between their authority and ours. Two Urban District Councils and a Rural District Council have the use of the mortuary at agreed charges and it is also used on the direction of the local Coroner. It was used as follows:-

Thornton Cleveleys U.D.C.	53
Fleetwood Borough Council	46
Poulton-le-Fylde U.D.C....	23
Preesall U.D.C....	14
Garstang U.D.C....	9
Other Authorities(via the Coroner)....	13

MOVEABLE DWELLINGS AND CAMPING SITES.

The control of moveable dwellings and camping sites in this area is under the Caravan Sites and Control of Development Act, 1960.

The number of caravans allowed at each site is as under:-

Manor House Camp Site, Cleveleys.....	(Holiday only) ...	180
Ingledene, Lawsons Rd., Thornton.....	(Residential only) ...	30
Limebrest Farm, School Rd., Thornton.....	(Residential only) ...	24
Kneps Caravan Park, River Rd., Thornton....	(Holiday only) ...	165
Flint's Caravan Park, River Rd., Thornton..	(Holiday only) ...	156

Work was in progress at the end of the year to increase the accommodation at the last-mentioned caravan site.

FACTORIES ACT, 1961.

Records are kept of all premises coming within the scope of the Act and regular inspections are made. Particulars of inspections, defects, contraventions found and remedied, are enumerated in the following tables. There are no underground bakehouses in the district.

1. Inspection of Factories and Other Premises.

	<u>No. on Register.</u>	<u>Inspections.</u>	<u>Written Notices.</u>
Factories(without mechanical power).....	6	4	-
Factories(with mechanical power).	76	52	-
Other premises in which Sec.7 is enforced by L.A. (excluding outworkers' premises).	-	-	-
	<u>82</u>	<u>56</u>	<u>-</u>

2. Defects found in Factories & Other Premises.

	<u>No. of Cases in which defects were found.</u>	
	<u>Found:</u>	<u>Remedied:</u>
<u>Sanitary Conveniences:</u>		
Unsuitable or defective.....	1	1
Inadequate lighting.....	2	2
Inadequate ventilation.....	2	2
Want of cleanliness.....	2	2

OFFICES, SHOPS AND RAILWAY PREMISES ACT, 1963.TABLE "A"

	REGISTRATIONS AND GENERAL INSPECTIONS.		
	No. of Premises registered during 1971.	Total No. of Registered premises at end of year.	No. of registered premises receiving a general inspection during year.
Offices.	-	64	33
Retail Shops.	6	199	90
Wholesale Shops & Warehouses.	1	3	1
Catering Establishments open to public and Canteens.	1	30	18
Fuel Storage Depots.	-	-	-
TOTAL:	8	296	142

TABLE "B"

Number of visits of all kinds by Inspectors, to registered premises.	217
--	-----

TABLE "C"

Class of Workplace:	Number of Persons employed:
Offices.	308
Retail Shops.	673
Wholesale Shops & Warehouses.	4
Catering Establishments open to the Public.	285
Canteens.	-
Fuel Storage Depots.	-
TOTAL:	1,270
	Males: 427 Females: 343

Accidents Notified and Investigated during year: 1

ATMOSPHERIC POLLUTION.

During the year, recordings of the volumetric concentration of smoke and sulphur dioxide in the atmosphere, were obtained at the following sites in the district, in accordance with the recommendations of the Department of Scientific and Industrial Research.

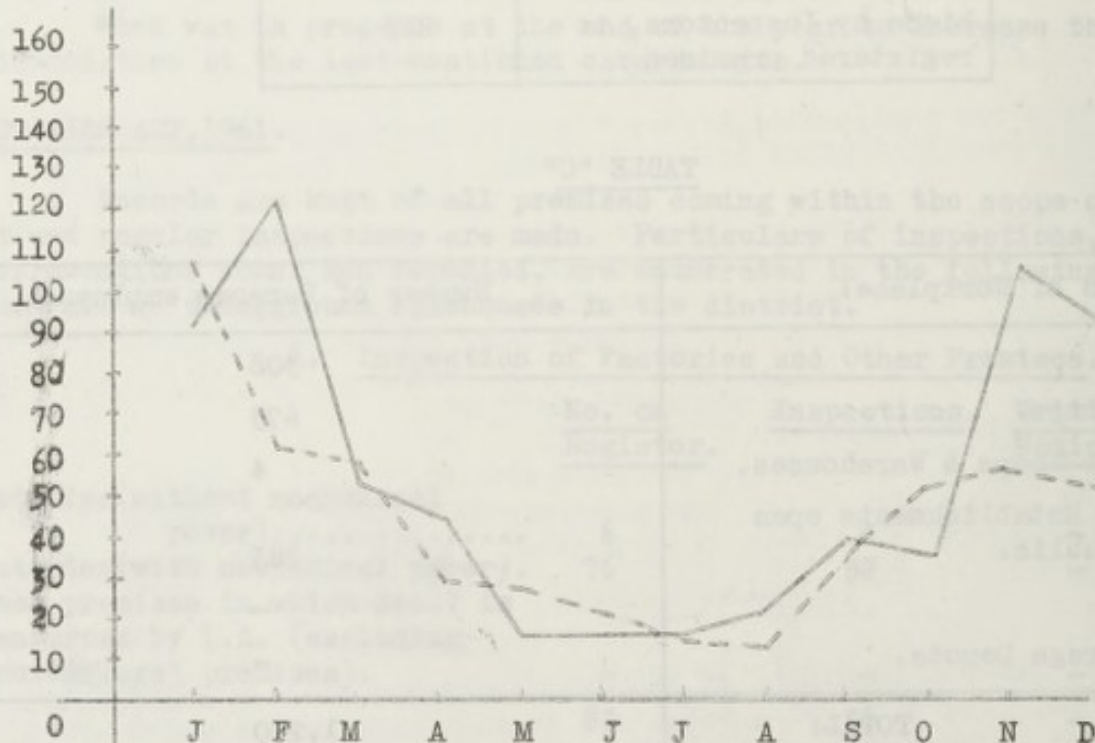
1. North Western Gas Showrooms, Victoria Square, Cleveleys. (Cleveleys 2)

This site is situated in a commercial area of shops, hotels and boarding-houses, together with many small scattered light industries.

2. North Western Electricity Board Sub-Station, Butts Road, Thornton. (Thornton Cleveleys 2)

The area is dominated by a large Chemical Works to the North and East, whilst to the South is light industry and open fields to the West.

1971.



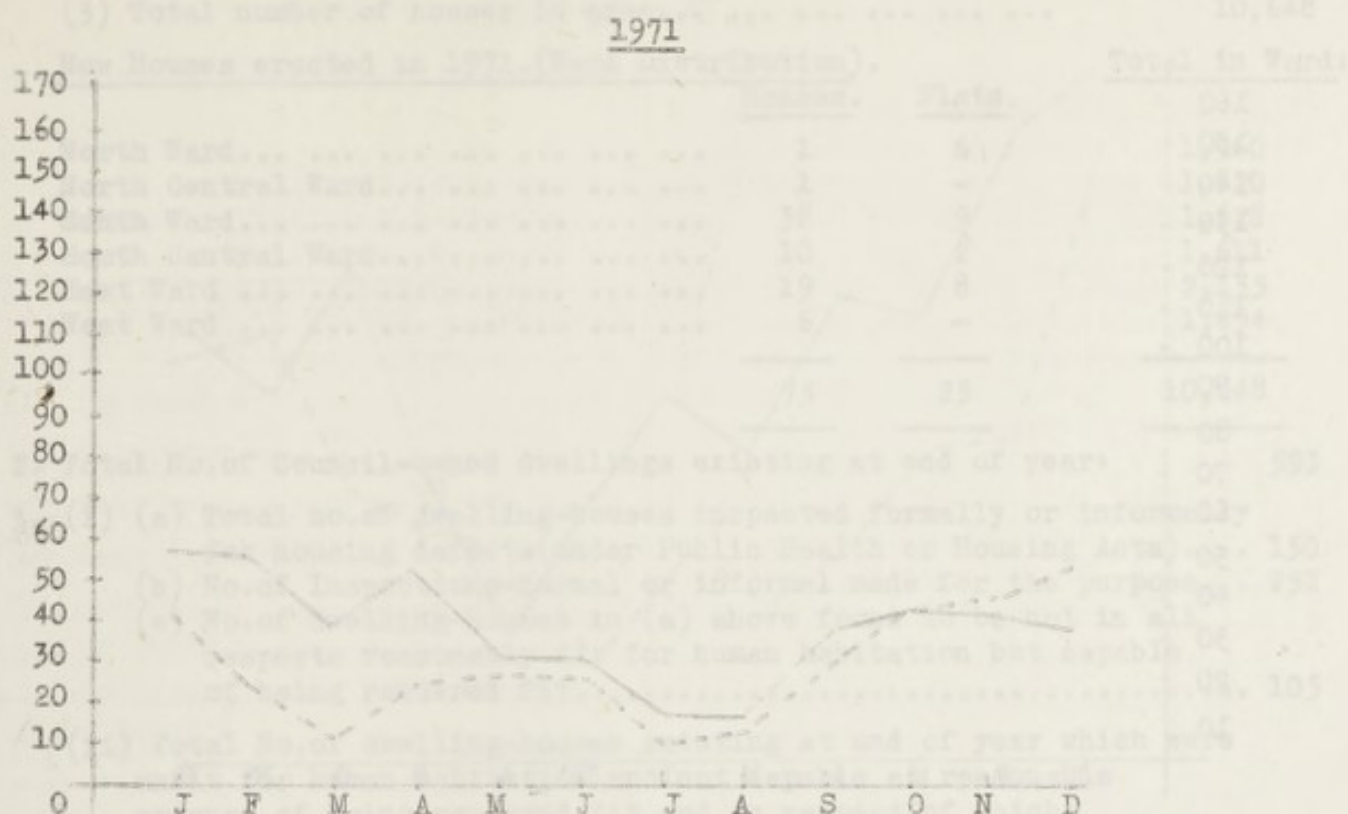
Concentration of Smoke in Atmosphere expressed in
Micro-grammes per Cubic Metre. North Western Electricity
Board, Sub-Station, Butts Road, Thornton Cleveleys. 1971

1971 results indicated by _____

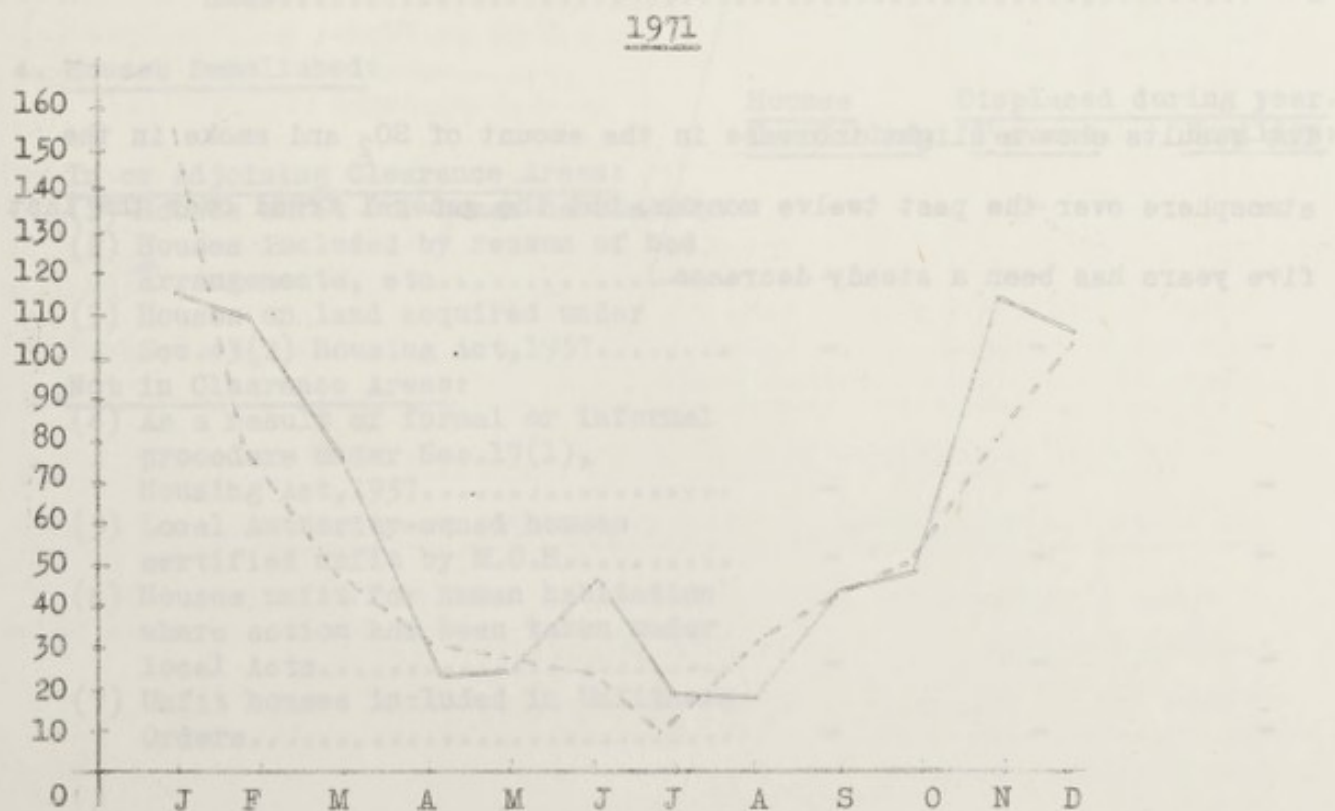
1970 results indicated by - - - - -

ATMOSPHERIC POLLUTION. (CONTINUED).

Concentration of SO₂ in Atmosphere expressed in Micro-grammes per Cubic Metre. North Western Electricity Board, Sub-Station, Butts Road, Thornton.



Concentration of Smoke in Atmosphere expressed in Micro-grammes per Cubic Metre. North Western Gas Showrooms, Victoria Square, Cleveleys.

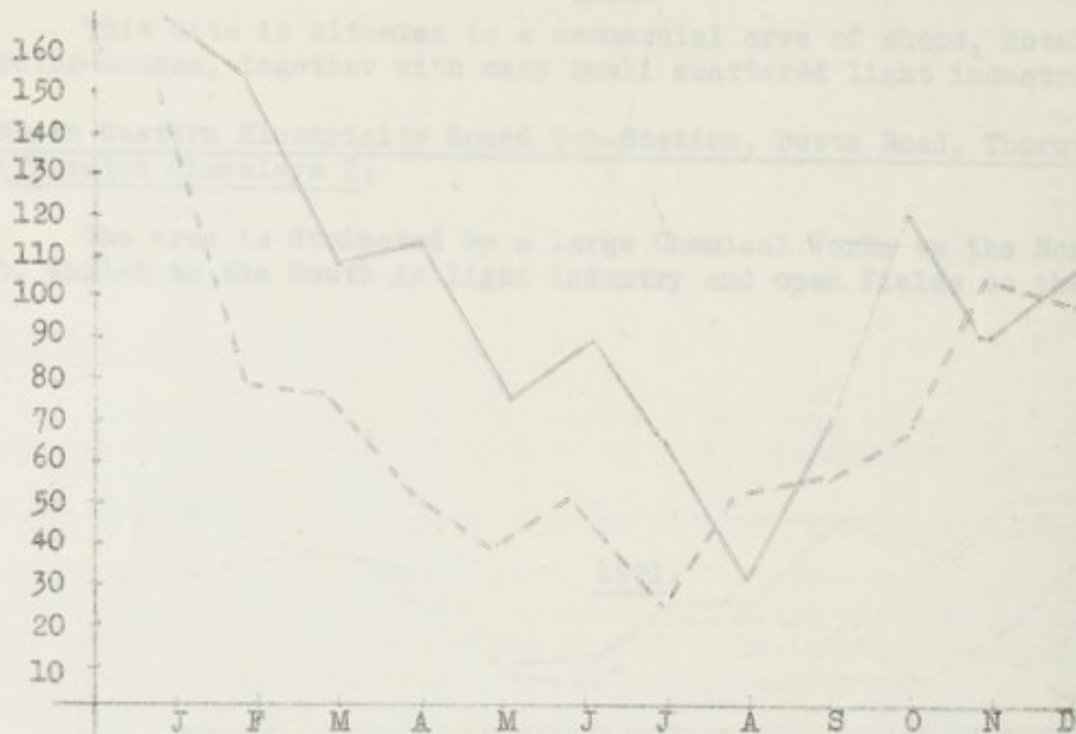


1971 results indicated by _____

1970 results indicated by - - - - -

ATMOSPHERIC POLLUTION(CONTINUED).

Concentration of SO_2 in Atmosphere expressed in Micro-grammes per Cubic metre.
North Western Gas Showrooms, Victoria Square, Thornton Cleveleys. 1971.



1971 results indicated by _____

1970 results indicated by - - - - -

The results show a slight increase in the amount of SO_2 and smoke in the atmosphere over the past twelve months, but the general trend over the last five years has been a steady decrease.

HOUSING.1. Number of new houses erected during 1971.

	<u>Houses.</u>	<u>Flats.</u>
(1) By the local authority...	-	-
(2) By other bodies or persons...	75	25
(3) Total number of houses in area...	10,648	

New Houses erected in 1971. (Ward Distribution).

	<u>Houses.</u>	<u>Flats.</u>	<u>Total in Ward:</u>
North Ward...	1	6	1,960
North Central Ward...	1	-	1,820
South Ward...	38	9	1,628
South Central Ward...	10	2	1,611
East Ward...	19	8	2,135
West Ward...	6	-	1,494
	<u>75</u>	<u>25</u>	<u>10,648</u>

2. Total No. of Council-owned dwellings existing at end of year: 593

3. (1) (a) Total no. of dwelling-houses inspected formally or informally for housing defects (under Public Health or Housing Acts).... 150
 (b) No. of Inspections-formal or informal made for the purpose... 252
 (c) No. of dwelling-houses in (a) above found to be not in all respects reasonably fit for human habitation but capable of being rendered fit..... 105

(ii) Total No. of dwelling-houses existing at end of year which were unfit for human habitation and not capable at reasonable expense of being rendered fit and in respect of which:

- (a) Demolition, Clearance or Closing Orders have been made, (at any time)..... 2
 (b) Demolition, Clearance or Closing Orders have not yet been made..... 2

4. Houses Demolished:

	<u>Houses Demolished:</u>	<u>Displaced during year.</u> <u>Persons:</u>	<u>Families:</u>
<u>In or Adjoining Clearance Areas:</u>			
(1) Houses unfit for human habitation.	-	-	-
(2) Houses included by reason of bad arrangements, etc.....	-	-	-
(3) Houses on land acquired under Sec.43(2) Housing Act, 1957.....	-	-	-
<u>Not in Clearance Areas:</u>			
(4) As a result of formal or informal procedure under Sec.17(1), Housing Act, 1957.....	-	-	-
(5) Local Authority-owned houses certified unfit by M.O.H.....	-	-	-
(6) Houses unfit for human habitation where action has been taken under local Acts.....	-	-	-
(7) Unfit houses included in Unfitness Orders.....	-	-	-

5. Unfit houses closed:-

Displaced during year
Number: Persons: Families

- (1) Under Secs.16(4),17(1) and 35(1), Housing Act,1957 and Sec.26,Housing Act,1961.....
- (2) Under Secs.17(3) and 26, Housing Act,1957....
- (3) Parts of buildings closed under Sec.18, Housing Act,1957.....

6. Unfit Houses made Fit:-

Number:

- (1) By owner after informal action by local authority.....7
- (2) After formal notice under Secs.9 & 16,Housing Act,1957:.....2
(a) by owner.....2
(b) by local authority.....-
- (3) After formal notice under Public Health Acts.....2
- (4) After modification or revocation of a clearance order under Sec.21, Housing Act,1961.....-
- (5) After determination of a demolition order under Sec.24, Housing Act,1957.....-
- (6) After determination of a closing order under Sec.27, Housing Act,1961.....-

7. Unfit Houses in Temporary Use(Housing Act,1957):-

	No.of Houses.	No.of separate dwellings contained in Col.(1)
Position at end of Year:	(1)	(2)
(1) Retained for temporary accommodation -		
(a) Under Section 48.....	-	-
(b) Under Section 17(2).....	-	-
(c) Under Section 46.....	-	-
(2) Licensed for temporary occupation under Secs. 34 or 53.....	-	-

8. Purchase of Houses by Agreement:

	No.of Houses.	No.of occupants Houses in Col.(1)
	(1)	(2)
Houses in clearance areas other than those included in confirmed orders or compulsory purchase orders.....	-	-

DETAILS OF STATUTORY NOTICES SERVED. HOUSING & PUBLIC HEALTH ACTS.

<u>Act & Section.</u>	<u>Reasons for Notices.</u>	<u>No.of Notices.</u>	<u>Notices complied with.</u>
Housing Act,1957.	Housing Defects.	2	2
Public Health Act,1936. Sec.83(as amended by Sec.35,Public Health Act,1961)	Unwholesome house.	1	1

IMPROVEMENT GRANTS.

It is estimated that there are still 176 premises in the area without some or all of the five standard amenities. This matter is kept constantly under review and every opportunity is taken to persuade landlords to carry out the improvement of houses by means of Grants.

Discretionary Grants.

	No. of Dwelling Houses or other buildings affected in schemes of:-		
	Owner/ Occupied:	Others:	Local Authority:
(a) Submitted by private individuals to L.A.....	-	3	-
(b) Approved by L.A.....	-	3	-
(c) Submitted by L.A. to Ministry...	-	-	-
(d) Finally approved by Ministry....	-	-	-
(e) Work completed.....	-	3	-
(f) Additional separate dwellings included in (e) above.....	-	-	-

Standard Grants.

	No. of dwellings or other buildings affected:-	
	Owner/Occupied:	Others:
(a) Applications submitted to L.A.		
(i) Full Standard.....	6	4
(ii) Reduced Standard.....	-	-
(b) Total applications approved by L.A.		
(i) Full Standard.....	5	2
(ii) Reduced Standard.....	-	-
(c) Work completed.....	3	5

HOUSING ACT. HOUSES IN MULTIPLE OCCUPATION.

The conditions which exist at these houses are constantly under review and many improvements have been made.

HOUSING ACT, 1957. SECTION 16.

1. Individual houses reported upon to Council.....	-
2. Demolition Orders made.....	-
3. Undertakings accepted - "house ceased to be used for habitation".....	-
4. Undertakings accepted - "render house fit for habitation".....	-
5. Works completed during year in respect of undertakings.....	-
6. Undertakings outstanding at end of year.....	-
7. Houses demolished during year.....	-
8. Houses demolished voluntarily during year.....	-
9. Number of families re-housed in Council houses.....	-

HOUSING ACT, 1957. SECTION 42.

1. Clearance areas reported to Council.....	-
2. Number of houses in Clearance Areas.....	-
3. Number of Orders confirmed.....	-
4. Number of houses in Clearance Areas demolished.....	-
5. Number of families re-housed in Council houses.....	-
6. Number of Enquiries held during year.....	-
7. Number of houses involved in Enquiries.....	-

HOUSING ACT, 1969. PART III. QUALIFICATION CERTIFICATES.Improvement cases.

No. of applications for qualification certificates under Sec. 44(2) under consideration at end of period.....	1
No. of certificates of provisional approval issued.....	1
No. of qualification certificates issued under section 46(3).....	1

Standard amenities already provided.

No. of applications for qualification certificates under Sec. 44(1) under consideration at end of period.....	65
No. of qualification certificates issued under section 45(2) in respect of:-	
(i) dwellings with rateable value of £90 or more in Greater London or of £60 or more elsewhere in England.....	23
(ii) dwellings with rateable value of £60 to less than £90 in Greater London or of £40 to less than £60 elsewhere in England.....	16
(iii) dwellings with rateable value of less than £60 in Greater London or less than £40 elsewhere in England.....	2

Exemption for low-income tenants from section 54.

No. of certificates issued under section 55.....	-
--	---

MILK SUPPLY.

There are now no dairies in this district registered under the Milk & Dairies Regulations. The bulk of the milk consumed in this area is supplied by large dairies from outside the district and regular samples of all designations of milk are taken.

Distributors registered by L.A.

Distributors with premises in district(including shops)... .. 47
Distributors with premises outside district... .. 5

MILK SAMPLES.

Type.	No. of Samples.	Satisfactory.	Not Satisfactory.
Raw Milk - (T.T.).			
(i) Methylene Blue Test.	33	21	12
Brucella Ring Test on above.	32	32	-
Biological samples on above.	3	3	-
Heat Treated Milk.			
(ii) Methylene Blue Test.....)	67	62	5
(iii) Phosphatase Test.....)		67	-
(iv) Turbidity Test.....)	25	25	-
(v) U.H.T.....)	3	3	-

Brucella Abortus.

One Order was still in existence at the end of the year.

FOOD AND DRUGS ACT, 1955.Number of Food Premises by Type of Business in District at end of year.

Type of Business.	Number.
General grocers and provision dealers... ..	64
Greengrocers & fruiterers(including those selling wet fish, game, etc.)... ..	17
Fishmongers(including those selling poultry, game, etc..	2
Meat shops(butchers, purveyors of cooked & preserved meats, tripe, etc).....	25
Bakers and/or confectioners.	18
Fried fish shops	13
Shops selling mainly sugar confectionery, minerals, ice cream, etc	35
Licensed premises, clubs, canteens, restaurants, cafes, snack bars and similar catering establishments, stalls, factories, vehicles, etc ...	80
Boarding houses.	109

SECTION 16 OF FOOD AND DRUGS ACT, 1955.

Lancashire County Council Acts or other Local Acts.

Type of Business.	No. registered at 31.12.71.	No. of Inspections.
Manufacturers of preserved food...	36	Inspections carried out when visiting on Food Hygiene Regulations.
Premises registered for manufacture of Ice Cream.	1	
Premises registered for sale of Ice Cream	120	
Food Hawkers Premises	14	

FOOD HYGIENE (GENERAL) REGULATIONS, 1960.

Routine inspections have been carried out to all premises within the scope of the Regulations and in this connection 381 visits were paid during the year to the following types of premises:-

Food Vans; Stalls.
Butchers shops.
Grocers shops.
Greengrocers/Fish Shops.
Hotels, Cafe Kitchens, Canteens, Snack Bars.
Fish Friers.
Bakehouses.
Clubs, Public Houses, etc.
Sweets, Confectioners.
Boarding Houses.
Food Factories.

FOOD HYGIENE (MARKETS, STALLS & DELIVERY VEHICLES) REGULATIONS, 1966.

These Regulations came into force on the 1st January, 1967, and apply to market stalls, food businesses carried on from vehicles and to delivery vehicles delivering any kind of foodstuffs. Regular inspections were carried out during the year of stalls, etc. coming within the scope of these Regulations.

POULTRY HYGIENE AND INSPECTIONS.

There are two premises in the area where poultry is dressed in quantities and also there are other premises where poultry is dressed at Christmas-time only. Regular inspections are made at the two permanent-type premises and poultry examined is as follows:-

Chickens...	8,618
Turkeys ...	3,398
Ducks..	50
Geese..	22
	<hr/>
	12,088

- a) No. of poultry-dressing premises within the district... 2*
b) No. of visits to these premises ... 145
c) Total no. of birds inspected during the year... 12,088
d) Weight of poultry condemned as unfit for human consumption ... 507 lbs.

* Dead poultry are received and the plucking and drawing of the poultry is carried out at these premises.

FOOD AND DRUGS ACT, 1955.

The following information has been supplied by the County Medical Officer of Health, with reference to the number of samples taken in this area by the County Public Health Inspectors. A total of 81 samples were obtained comprising 32 milks (3 of which were Channel Islands Milk) and 49 others, as follows:-

1 Trifle	1 Blackcurrant Pie Filling canned
1 Cheese Spread & Pineapple	1 Pineapple Juice canned
1 Ambergines canned	1 Butter Lemon canned
1 Meat Balls canned(in sauce)	1 Orange Drink(dilute to taste)
1 Sweet Red Peppers	1 Milk Dried Skimmed with Non Milk Fat
1 Red Cabbage with Apples canned	1 Cream Cakes
1 Chestnut Puree	1 Beef Pies
1 Full Fat Soft Cheese	1 Prescription Drug(Hydro-Saluric Tablets)
1 Processed Cheese	1 Creme de Menthe Confection
1 Whisky	1 Christmas Pudding
1 Gin	1 Tomato Sauce canned
2 Part Loaf of Bread	1 Medium Fat Parmesan Cheese
1 Mushroom Ketchup	1 Turkish Delight
1 Tomato Ketchup	1 Beef Paste
1 Fresh Carrots	2 Fish Fingers
1 Crisp Crackers	3 Pigs Liver
1 Crispbread	1 Turkey Spread
1 Sweet Corn canned	2 Double Cream
1 Part Almond Slice	1 Low Fat Yoghourt
1 Cheese Spread	1 Fish Cakes
1 U.H.T. Cream	1 Yoghourt
1 Parmesan Cheese	
1 Tuna Canned	

Below are details of those samples on which the County Analyst gave adverse reports:-

<u>Sample.</u>	<u>Result of Analysis.</u>	<u>Action taken.</u>
Trifle.	Contained 3 pieces of bakery char together weighing 0.215 gramme and probably derived from a single piece.	Complainant and manufacturer informed.
Part Loaf of Bread.	The accumulation of dark coloured crumb about which the complaint was made, consisted of broken darkened loaf - top breadcrumb, possibly an accumulation which may have built up in a slicing machine; it was harmless and unobjectionable.	Complainant informed.
Sweet Corn, canned.	Contained an outdoor Greenbottle fly (normally associated only with meat) which weighed 48 milligrams.	Importer cautioned and complainant informed.
Part Almond Slice.	Contained a single strand of jute fibres measuring 3.6 centimetres in length and weighing 0.006 gramme.	Confectioner cautioned and complainant informed.

Food Samples(Contd)

<u>Sample.</u>	<u>Result of Analysis.</u>	<u>Action taken.</u>
Part Loaf of Bread.	Contained $5\frac{1}{2}$ grammes of stained bread crumb containing 58 milligrams of mineral oil and 16 milligrams of iron (as Fe) which affected six of the fourteen slices of the loaf.	Bakery cautioned and complainant informed.
Milk Dried Skimmed with Non Milk Fat.	Contained an irregularly shaped fragment of lead(not solder) which weighed 0.07 gm.	Complainant informed; manufacturer notified.
Informal Milk.	Freezing point indicates 0.8% extraneous water.	Further sample obtained.
Creme de Menthe Confection.	Unsatisfactory label, i.e. (1) labelled Creme de Menthe but contained no alcohol. (2) Illustrations suggesting creme de menthe bottles. (3) labelled a digestive confection.	Manufacturer communicated with.

ICE CREAM(HEAT TREATMENT ETC.)REGULATIONS,1959.

Under the above Regulations, six ice lolly samples were taken and submitted to the Public Health Laboratory, for pH values. As a result of these investigations, it was found that the pH values were less than 4 and consequently were exempted from the Health Treatment provisions of the above Regulations.

ICE CREAM.

During the year there was 1 manufacturer of ice cream and 120 dealers on the register. Regular inspections and sampling were carried out at these premises.

Samples taken:

46

Results:

Provisional Grade 1	-	38
Provisional Grade 2	-	2
Provisional Grade 3	-	4
Provisional Grade 4	-	2

METEOROLOGICAL OBSERVATIONS.

The rainfall is taken daily at 9.0 a.m. at the Council's Depot.

Year.	JAN.	FEB.	MAR.	APR.	MAY.	JUNE.	JULY.	AUG.	SEPT.	OCT.	NOV.	DEC.	TOTAL.
1961	5.52	3.21	0.91	4.81	1.97	2.10	3.98	5.01	3.28	4.95	4.14	3.14	43.02
1962	4.56	1.91	1.73	3.02	2.55	1.40	1.77	5.13	3.59	2.11	2.20	3.19	33.16
1963	0.76	0.47	3.05	2.92	1.93	3.44	2.33	2.89	3.97	3.43	5.60	0.80	31.59
1964	1.29	0.52	2.63	1.92	2.98	1.88	1.38	2.75	1.99	3.08	2.32	5.53	28.27
1965	3.95	0.18	2.14	0.50	3.22	0.34	3.83	3.32	5.91	2.27	3.61	6.49	35.76
1966	2.24	4.62	1.85	2.53	2.84	3.91	1.61	3.82	3.43	4.65	3.60	4.11	39.21
1967	2.46	3.01	1.79	1.31	5.20	1.82	4.47	3.26	4.48	9.82	3.39	2.02	43.03
1968	4.24	2.13	2.58	3.08	2.32	3.29	2.05	2.44	6.68	4.11	1.90	1.69	36.51
1969	2.58	2.01	1.71	2.14	3.38	70.1	20.5	65.4	39.6	37.5	159.5	86.7	11.82 ^m
						mm.	mm.	mm.	mm.	mm.	mm.	mm.	479.3
1970	85.8	61.6	45.2	95.7	23.5	34.9	49.5	90.9	71.3	101.1	145.3	18.5	821.3
	mm.	mm.	mm.	mm.	mm.	mm.	mm.	mm.	mm.	mm.	mm.	mm.	mm.
1971	56.2	43.2	50.8	52.2	46.7	75.0	54.4	93.2	29.5	54.1	71.3	28.5	654.0
	mm.	mm.	mm.	mm.	mm.	mm.	mm.	mm.	mm.	mm.	mm.	mm.	mm.

N.B. 25 mm. = 1" (approx.)

