

[Report 1970] / Medical Officer of Health, Thornton Cleveleys U.D.C.

Contributors

Thornton (Lancashire, England). Urban District Council.

Publication/Creation

1970

Persistent URL

<https://wellcomecollection.org/works/f4cet2bt>

License and attribution

You have permission to make copies of this work under a Creative Commons, Attribution license.

This licence permits unrestricted use, distribution, and reproduction in any medium, provided the original author and source are credited. See the Legal Code for further information.

Image source should be attributed as specified in the full catalogue record. If no source is given the image should be attributed to Wellcome Collection.




Wellcome Collection
183 Euston Road
London NW1 2BE UK
T +44 (0)20 7611 8722
E library@wellcomecollection.org
<https://wellcomecollection.org>



THORNTON CLEVELEYS
URBAN DISTRICT COUNCIL

ANNUAL REPORT
OF THE
MEDICAL OFFICER OF HEALTH
AND
CHIEF PUBLIC HEALTH INSPECTOR
FOR THE YEAR
1970

ACK. BY



Digitized by the Internet Archive
in 2018 with funding from
Wellcome Library

<https://archive.org/details/b30186328>



THORNTON CLEVELEYS
URBAN DISTRICT COUNCIL

ANNUAL REPORT
OF THE
MEDICAL OFFICER OF HEALTH
AND
CHIEF PUBLIC HEALTH INSPECTOR
FOR THE YEAR
1970

THORNTON CLEVELLYS
URBAN DISTRICT COUNCIL.

* * * * *

HEALTH COMMITTEE - 1970.

CHAIRMAN: Councillor J.D. GRIME.

VICE-CHAIRMAN: Councillor S. WRIGHT.

Councillor C.R. ASHWORTH, C.C.

Councillor F. BESWICK.

Councillor T.H. DICKENS.

Councillor Mrs.D.C. EASTWOOD.

Councillor A. FEENEY, J.P.

Councillor G.L. POWELL.

Councillor E. HICKS.

CHAIRMAN OF THE COUNCIL:

Councillor C. CROASDALE.

PUBLIC HEALTH OFFICERS.

MEDICAL OFFICER OF HEALTH.

JOHN E. MORRIS. B.Sc., M.B., B.Ch., D.P.H., D.I.H., D.C.H.

CHIEF PUBLIC HEALTH INSPECTOR
AND CLEANSING OFFICER

ARTHUR EDWARD BARNES, M.R.S.H., M.A.P.H.I., M.I.P.C.
(Certified Meat & Food Inspector).

RETIRED 31st MARCH, 1970.

DEPUTY CHIEF PUBLIC HEALTH INSPECTOR:

KENNETH ERNEST EMERY.
M.R.S.H., M.A.P.H.I.
Certified Meat & Food Inspector.
Food Hygiene Diploma, R.S.H.
APPOINTED CHIEF PUBLIC HEALTH
INSPECTOR 1st APRIL, 1970.

DEPUTY CHIEF PUBLIC HEALTH INSPECTOR:

DAVID LESLIE.
M.A.P.H.I., M.R.S.A.S.
Certified Meat & Food Inspector.
APPOINTED 18th MAY, 1970.

PUBLIC HEALTH INSPECTOR AND SHOPS
INSPECTOR:

NORMAN THORPE.
Cert.P.H.I.E.B., M.A.P.H.I.
Certified Meat & Food Inspector.

PUPIL PUBLIC HEALTH INSPECTOR:

JOHN GRAHAM SIMM.

CHIEF CLERK:

MISS. S.A. SIMCOCK.

CLERK:

MISS. J. ROBINSON.

MEDICAL OFFICER'S REPORT.

Council Offices,
Thornton Cleveleys.

TO THE CHAIRMAN AND MEMBERS OF THE
THORNTON CLEVELEYS URBAN DISTRICT COUNCIL.

Mr. Chairman, Ladies and Gentlemen,

I have the honour to present to you the Annual Report of the Medical Officer of Health for the year 1970.

This year saw the retirement in March of Mr. A.E. Barnes, from his position as Chief Public Health Inspector to the Council, after thirty years of devoted service. Mr. K.E. Emery, formerly Deputy Chief Public Health Inspector with the Council, was appointed to succeed Mr. Barnes.

The vital statistics for the area remained generally satisfactory during the year. The incidence of notifiable infectious diseases remained generally low with the exception of Measles. In the case of this disease there were 119 notifications during the year. An effective measles vaccine is now available for infants and young children and if more parents were to have their children vaccinated against this disease, it would result in a considerable reduction in the number of cases that occur.

My thanks are again due to my colleagues in the Health Department for their loyalty and assistance.

To you, Mr. Chairman and members of the Health Committee, my appreciation of the encouragement and support afforded to me.

I am,

Ladies and Gentlemen,

Yours faithfully,

J.E. MORRIS.

Medical Officer of Health.

VITAL STATISTICS

HOME POPULATION (Registrar-General's Estimate mid-1970) ... 26,130

LIVE BIRTHS:	M.	F.	Total
Legitimate ...	167	163	330
Illegitimate ...	10	18	28
	177	181	358

Live Birth Rates per 1,000 of Population:-

Crude Rate ...	13.7
Adjusted... ..	19.0
Illegitimate live births per cent of total live births ...	8.0

DEATHS(ALL CAUSES)	M.	F.	Total
Number Registered ...	226	219	445

Death Rate per 1,000 of Population:-

Crude Rate ...	17.0
Adjusted Rate ...	10.7

STILLBIRTHS.	M.	F.	Total
Legitimate ...	—	2	2
Illegitimate ...	—	2	2

Rate per 1,000 total births ... 6.0

LIVE AND STILLBIRTHS:	M.	F.	Total
Legitimate ...	167	165	332
Illegitimate ...	10	18	28
	177	183	360

MATERNAL MORTALITY.

Number of deaths registered ...	—
Maternal mortality Rate per 1,000 total births ...	—

INFANT MORTALITY.	M.	F.	Total
Number of Deaths registered under 1 year:-			
Legitimate ...	4	3	7
Illegitimate ...	1	—	1
	5	3	8

Rate per 1,000 Live Births ... 22.0

Deaths of legitimate infants under 1 year per 1,000 legitimate live births: 21

Deaths of illegitimate infants under 1 yr. per 1,000 illegitimate live births: 36

NEO-NATAL.	M.	F.	Total
Number of Deaths registered (under 4 weeks):			
Legitimate ...	4	3	7
Illegitimate ...	1	—	1
	5	3	8

Rate per 1,000 Live Births ... 22

Number of Deaths Registered (under 1 week):	M.	F.	Total
Legitimate ...	4	2	6
Illegitimate ...	—	—	—
	4	2	6

Rate per 1,000 Live Births ... 17.0

VITAL STATISTICS - CONTINUED.

	PER 1,000 OF ESTIMATED POPULATION					Maternal Mortality Rate	Infantile Mortality Rate
	Live Birth Rate (Crude)	Crude Death Rate	Death Rate from T.B. of Respiratory System.	Death Rate from Cancer		per 1,000 Live Births	per 1,000 Live Births
Mean of 5 years.							
1965 - 69	15.5	16.7	0.01	2.74	0.51	22.52	
1969	14.4	16.2	Nil	2.74	Nil	19.00	
1970	13.7	17.0	0.04	2.79	Nil	22.30	
Increase or Decrease in 1970 on 5 years average:							
1965 - 69	- 1.2	+ 0.3	+ 0.03	+ 0.05	- 0.51	- 0.22	
On Previous Year.							
1969	- 0.7	+ 0.8	+ 0.04	+ 0.05	Nil	+ 3.30	

1970 - Adjusted Birth Rate (Comparability factor 1.39) = 19.0
1970 - Adjusted Death Rate (Comparability factor 0.63) = 10.7

BIRTH, DEATH & INFANTILE MORTALITY RATES (ADJUSTED)

Year	Birth Rate	General Death Rate	Infantile Mortality Rate
1964	19.4	13.5	11
1965	17.6	12.2	15
1966	23.2	10.8	20
1967	22.2	10.2	17
1968	21.0	10.4	15
1969	20.0	10.0	19
1970	19.0	10.7	22

STATISTICAL SUMMARY

Area in statute acres	3,355
Population (1964 Census)	22,020
Population (Estimated mid 1970)	26,130
Density of Population per acre	7.7
Estimated number of inhabited houses (Dec.1970)	10,548
Average number of persons per house	2.4
Rateable Value	£1,447,618
Sum represented by a Penny Rate	£5,890
Live Births	358
Live Birth Rate per 1,000 Population (adjusted)	19.0
Still Births	2
Still Birth Rate per 1,000 live and still births	6
Total live and still births	360
Total Deaths	445
Death Rate per 1,000 Population (adjusted)	10.7
Infant Deaths (under 1 year)	8
Infant Mortality rate per 1,000 live births (total)	22
Infant mortality rate per 1,000 live births (legitimate)	21
Infant mortality rate per 1,000 live births (illegitimate)	36
Neo-natal mortality rate per 1,000 live births (first 4 weeks)	22
Early Neo-natal mortality rate per 1,000 live births	17
Maternal deaths (including abortion)	Nil
Maternal mortality rate per 1,000 live and still births	Nil
Respiratory Tuberculosis Rate per 1,000 Population	0.04
Cancer Death Rate (Malignant Neoplasm)	2.79
Influenza Death Rate	0.42
Pneumonia (all forms) Death Rate	0.45
Other Respiratory diseases (all forms)	1.10

LOCAL ACTS IN FORCE IN THE DISTRICT DEALING WITH
SANITARY ADMINISTRATION

Thornton Urban District Council Act	31st July, 1923.
Thornton Cleveleys Improvement Act	31st July, 1936.
Lancashire County Council (General Powers) Act	1951.

BYE-LAWS

New Streets and Buildings	1926 & 1937.
Building Bye-Laws (Public Health Act, 1936)	1954.
Pleasure Grounds	1938.
Bye-Laws under Sec.15 - Food and Drugs Act, 1938	1950.
Bye-Laws under Sec.81 - Public Health Act, 1936	1951.
Bye-Laws under Sec.61 - Public Health Act, 1936 and Sec.24 - Clean Air Act, 1956.	1959.

INQUESTS & INQUIRIES.

There were 57 Inquests and Inquiries on persons dying in the area, and are as follows:-

<u>WARD</u>	<u>AGE</u>	<u>CAUSES OF DEATH.</u>
<u>NORTH WARD</u>		
1. Male.	49	Coronary Thrombosis.
2. Male.	36	Myocardial Ischaemia due to atheroma of the coronary arteries.
3. Male.	50	Multiple injuries-accident at work. Misadventure.
4. Female.	65	Coronary Thrombosis.
5. Female.	63	Acute pulmonary oedema due to gross anaemia.
6. Male.	78	Myocardial Infarction. Coronary Thrombosis.
7. Female.	52	Pulmonary Embolism from leg vein thrombosis.
8. Male.	48	Acute influenzal pneumonia.
9. Male.	56	Acute Bronchitis. Pulmonary Embolus.
<u>NORTH CENTRAL WARD.</u>		
10. Male.	75	Coronary Thrombosis.
11. Female.	80	Coronary Thrombosis.
12. Male.	60	Congestive failure due to right ventricular failure.
13. Male.	77	Carcinoma Prostate.
14. Female.	63	Asphyxia due to inhalation of food - Misadventure.
15. Male.	64	Coronary Thrombosis.
16. Female.	73	Subarachnoid haemorrhage.
17. Male.	74	Coronary Thrombosis.
18. Female.	84	Coronary Thrombosis.
19. Male.	65	Cardiac Infarction due to coronary occlusion.
20. Male.	74	Acute left ventricular failure due to coronary thrombosis.
21. Male,	75	Acute left ventricular failure due to coronary occlusion.
22. Female.	60	Cerebral haemorrhage.
23. Male.	76	Coronary Thrombosis.
24. Male.	57	Shock due to loss of blood from severed facial & submental artery(fall at home). Misadventure.
<u>SOUTH WARD.</u>		
25. Male.	43	Coronary Thrombosis.
26. Female.	61	Acute left ventricular failure due to cardiac infarction.
27. Female.	68	Coronary Thrombosis.
28. Female.	77	Cardiac infarction due to coronary occlusion.
29. Female.	82	Pulmonary Embolus.
30. Male.	68	Coronary Thrombosis.

WARD	AGE	CAUSES OF DEATH
<u>SOUTH CENTRAL WARD.</u>		
31. Female.	72	Ruptured left ventricle due to cardiac infarction.
32. Male.	61	Carcinoma of stomach. Natural causes.
33. Female.	66	Ruptured abdominal aortic aneurysm.
34. Male.	82	Acute left ventricular failure due to cardiac infarction due to coronary occlusion.
35. Male.	57	Coronary Thrombosis.
36. Male.	80	Acute left ventricular failure due to coronary thrombosis.
37. Male.	62	Acute left ventricular failure due to coronary occlusion.
38. Female.	75	Acute left ventricular failure due to coronary thrombosis.
39. Male.	72	Acute left ventricular failure due to cardiac infarction due to coronary occlusion.
40. Male.	70	Acute left ventricular failure due to coronary atherosclerosis.
41. Male.	70	Acute purulent bronchitis.
42. Male.	68	Acute bronchitis and broncopneumonia.
<u>EAST WARD.</u>		
43. Female.	75	Hypostatic pneumonia due to secondary carcinoma of liver.
44. Female.	83	Cerebral haemorrhage.
45. Male.	70	Ruptured heart due to coronary thrombosis.
46. Male.	72	Pulmonary Embolus due to thrombosed iliac veins due to carcinoma rectum.
47. Male.	66	Coronary Thrombosis.
48. Male.	79	Asphyxia due to hanging whilst balance of mind disturbed. Killed himself.
49. Male.	79	Bronchitis and Broncopneumonia.
50. Male.	63	Cerebral haemorrhage. Coronary occlusion.
<u>WEST WARD.</u>		
51. Male.	19	Multiple injuries - open verdict.
52. Male.	73	Ruptured left ventricle due to cardiac infarction due to coronary thrombosis.
53. Female.	80	Coronary Thrombosis.
54. Male.	82	Combined toxic effects of alcohol and barbiturates at his home. Misadventure.
55. Male.	78	Myocardial Ischaemia due to coronary arteriosclerosis.
56. Female.	62	Haemopericardium due to ruptured anterior coronary artery.
57. Female.	79	Acute left ventricular failure. Cardiac infarction. Coronary occlusion.

V I T A L S T A T I S T I C S.BIRTHS.

During the year 358 births were recorded by the Registrar-General, comprising 177 males and 181 females.

Birth Rate for district (adjusted): 19.0 per 1,000 as against 20.0 for 1969.

Still-births: 6 per 1,000 (live and still) births.

DEATHS.

Based on a population of 26,130, the Registrar-General gives the Death Rate (adjusted) as 10.7 compared with 10.0 for 1969.

The allocation to the various wards of the district (after excluding transferable deaths and including local residents dying outside the district), is as follows:-

<u>WARD</u>	<u>MALES.</u>	<u>FEMALES.</u>	<u>TOTAL.</u>
North.	49	35	84
North Central.	46	34	80
South.	19	33	52
South Central.	45	47	92
East.	37	35	72
West.	30	35	65
	<u>226</u>	<u>219</u>	<u>445</u>

AGES AT DEATH.

	<u>Males.</u>	<u>Females.</u>	<u>Total.</u>
Under 1 week.....	4	2	6
Under 4 weeks of age.....	1	1	2
Under 1 year of age.....	—	—	—
TOTAL UNDER 1 YEAR:	<u>5</u>	<u>3</u>	<u>8</u>
1 - 4 years.....	1	1	2
TOTAL UNDER 5 YEARS:	<u>6</u>	<u>4</u>	<u>10</u>
5 - 14 years.....	—	—	—
15 - 24 years.....	—	—	—
25 - 34 years.....	—	1	1
35 - 44 years.....	3	1	4
45 - 54 years.....	11	4	15
55 - 64 years.....	34	21	55
65 - 74 years.....	96	57	153
75 and over.....	76	131	207
	<u>226</u>	<u>219</u>	<u>445</u>

CAUSES OF DEATH.

	<u>Males.</u>	<u>Females.</u>	<u>Total.</u>
Tuberculosis of Respiratory System.....	1	—	1
Other Infective & Parasitic diseases.....	1	—	1
Malignant Neoplasm, Oesophagus.....	1	1	2
Malignant Neoplasm, Stomach.....	5	5	10
Malignant Neoplasm, Intestine.....	5	4	9
Malignant Neoplasm, Lung, Bronchus.....	18	4	22
Malignant Neoplasm, Breast.....	—	6	6
Malignant Neoplasm, Uterus.....	—	2	2
Malignant Neoplasm, Prostate.....	2	—	2
Other Malignant Neoplasms.....	7	12	19
Benign and Unspecified Neoplasms.....	1	—	1
Diabetes Mellitus.....	3	1	4
Other Endocrine etc. Diseases.....	2	—	2
Anaemias.....	—	1	1
Mental Disorders.....	1	—	1
Other Diseases of Nervous System.....	—	3	3
Chronic Rheumatic Heart Disease.....	3	2	5
Hypertensive Disease.....	2	5	7
Ischaemic Heart Disease.....	68	58	126
Other forms of Heart Disease.....	10	20	30
Cerebrovascular Disease.....	28	39	67
Other Disease of Circulatory System.....	13	14	27
Influenza.....	3	8	11
Pneumonia.....	9	3	12
Bronchitis and Emphysema.....	20	4	24
Asthma.....	—	1	1
Other Disease of Respiratory System.....	4	—	4
Peptic Ulcer.....	1	5	6
Intestinal Obstruction and Hernia.....	—	1	1
Cirrhosis of Liver.....	1	—	1
Other Diseases of Digestive System.....	2	4	6
Nephritis and Nephrosis.....	1	1	2
Other Diseases, Genito-Urinary System....	1	1	2
Diseases of Musculo-Skeletal System.....	—	1	1
Congenital Anomalies.....	3	2	5
Birth Injury, Difficult Labour etc.....	1	1	2
Other Causes of Perinatal Mortality.....	1	—	1
Symptoms and Ill Defined Conditions.....	3	3	6
Motor Vehicle Accidents.....	1	1	2
All Other Accidents.....	3	5	8
Suicide and Self-Inflicted Injuries.....	1	1	2
 TOTAL.....	 226	 219	 445

INFECTIOUS DISEASE.

There were 135 cases of Infectious Disease notified during the year, as against 34 cases during 1969, and were as follows:-

	<u>Total cases notified.</u>
Measles... ..	119
Scarlet Fever... ..	1
Food Poisoning... ..	1
Infective Jaundice... ..	9
Whooping Cough... ..	2
Pulmonary Tuberculosis... ..	3
	<hr/>
	135

The distribution in relation to the various Wards of the district is as follows:-

	<u>N.</u>	<u>NC.</u>	<u>S.</u>	<u>SC.</u>	<u>E.</u>	<u>W.</u>	<u>Total.</u>
Measles.....	17	54	7	17	13	11	119
Scarlet Fever.....	-	-	-	-	-	1	1
Food Poisoning.....	-	-	-	-	1	-	1
Infective Jaundice..	-	1	-	1	6	1	9
Whooping Cough.....	-	-	1	1	-	-	2
Pulmonary Tuberculosis.	1	-	-	1	-	1	3
	<hr/>	<hr/>	<hr/>	<hr/>	<hr/>	<hr/>	<hr/>
	18	55	8	20	20	14	135

FOOD POISONING OUTBREAKS.

Number of Cases.	No. of deaths.	Organisms or other agents responsible.	Food involved.
1	-	Salmonella Enteriditis.	-

CASES NOTIFIED.

AGE PERIODS.

DISEASE.	Under 1 yr.	1+	2+	3+	4+	5-9	10-14	15-19	20-34	35-44	45-65	Over 65	Total.
Measles.	5	20	22	25	19	26	1	-	1	-	-	-	119
Scarlet Fever.	-	-	-	-	-	-	1	-	-	-	-	-	1
Food Poisoning.	-	-	-	-	-	-	-	-	-	-	1	-	1
Infective Jaundice.	-	-	-	-	-	5	-	1	1	-	1	1	9
Whooping Cough.	-	-	1	-	-	-	1	-	-	-	-	-	2
Pulmonary Tuberculosis.	-	-	-	1	-	-	-	-	-	-	-	2	3
TOTAL:	5	20	23	26	19	31	3	1	2	-	2	3	135

CASES NOTIFIED.

13

The following table shows the number of cases and the months in which they were notified:-

DISEASE.	JAN.	FEB.	MAR.	APR.	MAY.	JUNE.	JULY.	AUG.	SEPT.	OCT.	NOV.	DEC.	TOTAL.
Measles.	-	-	-	5	3	24	41	37	8	1	-	-	119
Scarlet Fever.	-	-	1	-	-	-	-	-	-	-	-	-	1
Food Poisoning.	-	-	-	-	-	-	-	-	1	-	-	-	1
Infective Jaundice.	-	-	-	1	1	-	1	-	1	-	1	4	9
Whooping Cough.	-	-	-	-	-	-	-	-	-	-	1	1	2
Pulmonary Tuberculosis	-	-	1	-	-	-	-	-	-	1	-	1	3
TOTAL:	-	-	2	6	4	24	42	37	10	2	2	6	135

TUBERCULOSIS

The following Table shows the age periods of the cases notified and deaths which have occurred:--

	NEW CASES				DEATHS			
	PULMONARY		NON-PULMONARY		PULMONARY		NON-PULMONARY	
	MALES	FEMALES	MALES	FEMALES	MALES	FEMALES	MALES	FEMALES
1 - 5 yrs.	1	-	-	-	-	-	-	-
5 - 10 yrs.	-	-	-	-	-	-	-	-
10 - 15 yrs.	-	-	-	-	-	-	-	-
15 - 20 yrs.	-	-	-	-	-	-	-	-
20 - 25 yrs.	-	-	-	-	-	-	-	-
25 - 35 yrs.	-	-	-	-	-	-	-	-
35 - 45 yrs.	-	-	-	-	-	-	-	-
45 - 55 yrs.	-	-	-	-	-	-	-	-
55 - 65 yrs.	-	-	-	-	-	-	-	-
65 yrs. & Over.	2	-	-	-	1	-	-	-
TOTAL:	3	-	-	-	1	-	-	-

ANNUAL REPORT OF THE CHIEF PUBLIC HEALTH INSPECTOR.

TO THE CHAIRMAN AND MEMBERS OF THE
THORNTON CLEVELEYS URBAN DISTRICT COUNCIL.

Mr.Chairman, Ladies and Gentlemen,

I have pleasure in submitting my first Annual Report on the Public Health and Cleansing Department, for the year 1970.

In doing so, I would first like to pay tribute to my predecessor, Mr.A.E.Barnes, who was the Chief Public Health Inspector to this authority for 30 years and who has been responsible for achieving a high standard in all public health matters concerning the welfare of the district.

During the year, many requests were received under the Housing Act, 1969, for Qualification Certificates which resulted in considerable work by the department. Most of the requests were made by owners of properties which already had standard amenities.

Surveys were being made to hotels, guest houses and some larger premises let as holiday flats, with regard to means of escape in case of fire and where necessary, work has been requested. Attention has also been given to all premises in which food is handled and the operation of the Food Hygiene Regulations must always be an important part of the department's work.

During the year an Incentive Bonus Scheme, based on Work Study principles, was introduced for the refuse collectors and this has allowed a decrease in the labour establishment. A further 2,100 premises were converted to the refuse sack system and at the end of the year 6,300 premises were on the scheme. The five refuse disposal points provided under the Civic Amenities Act,1967, have occasioned the department some concern due to their being mis-used and consideration will have to be given for some improvements to be made to these sites.

In conclusion, I wish to thank the Chairman and members of the Health Committee and also Dr.Morris, the Medical Officer of Health, for their help and co-operation during the year. On the 18th May,1970, Mr.D.Leslie was appointed Deputy Chief Public Health Inspector and I would also like to thank him and all the members of the staff for their co-operation in this my first year as Chief Public Health Inspector.

I am, Mr.Chairman, Ladies & Gentlemen,
Yours faithfully,

K. E. EMERY.

Chief Public Health Inspector & Cleansing Officer.

SUMMARY OF VISITS MADE.

Infectious Diseases...	291
Defective drains - tested and inspected...	588
Drains cleansed by Council's workmen...	440
Water under floors; flooded land, gardens, watercourses...	14
Clean Air Act.	4
Factories Act.	49
Public Health Act - Means of Escape in Case of Fire...	178
Offices, Shops and Railway Premises Act...	232
Caravan Sites and Control of Development Act..	15
Shops Act.	29
Pet Animals Act and Slaughter of Animals Act..	3
Scrap Metal Dealers Act...	1
Civic Amenities Act - Derelict cars, etc..	74
Waste Food Order..	15
Public Conveniences...	72
Food Hygiene Regulations & Market Stalls Regulations..	399
Unsound Food..	56
Rodent Control - treatment and eradication ...	553
Rodent Control - search and survey ...	143
Other vermin; Pigeons(38);Ants,Wasps,Flies,etc....	99
Improvement Grants, Qualification Certificates ...	450
Defects in houses, Housing Act ...	102
Houses in multi-occupation and holiday flats..	10
Houses overcrowded ...	5
Defects in houses - Public Health Act.	55
Daily visits to air pollution apparatus...	451
Untidy land, yards, etc...	133
Piggeries ...	11
Nuisances from keeping animals ...	10
Pollution of beach ...	32
Visits to premises re provision of pail closets...	15
Visits to work in progress ...	317
Owners, agents, contractors interviewed...	339
Registration of Game Dealers re licences..	2
Visits to poultry and inspection of poultry...	80
Complaints investigated...	569
Miscellaneous Inspections.	181
<u>Samples taken:</u> Milk..	38
Ice Cream.	14
Ice Lollies...	2
Shell fish ...	3
Water.	2
Refuse & Salvage Collection & Disposal, including Paper Sack Scheme...	812
Smoke, smell and noise observations...	223

SANITARY INSPECTIONS.

The following tables show the number of items of work carried out during the year:-

Number of premises visited...	4,330
Number of defects or nuisances discovered ...	563
Number of defects or nuisances abated ...	490
Number of Informal Notices served ...	13
Number of Statutory Notices served...	6
Number of complaints received and investigated...	569

Details of Work carried out.Sanitary Accommodation and Drainage:

Drains cleansed from obstruction..	440
Drains repaired and relaid and new chambers built. ...	4
Additional W.Cs. provided. ...	1
Defective traps cleansed, etc. ...	3
Wastepipes provided and repaired..	5
New manhole covers provided...	2

Housing:

Rising and penetrating dampness eradicated ...	2
Roofs repaired and made waterproof ...	4
Walls & ceilings repaired, redecorated & repointed ...	2
Defective spouting repaired or replaced...	3
Chimney pots repointed and repaired...	2
Windows repaired and provided. ...	5
Doors repaired ...	1
Defective fireplaces and grates repaired..	1

Miscellaneous:

Offensive accumulations removed and land cleared. ...	8
Smell/noise/smoke nuisances dealt with ...	6
Items of work carried out under Food Hygiene Regulations..	60
Items of work carried out under Offices, Shops and Railway Premises Act. ...	68

617
DETAILS OF STATUTORY NOTICES SERVED-HOUSING ACT,1957.PUBLIC HEALTH ACT,1936.

<u>Act and Section.</u>	<u>Reason for Notices.</u>	<u>No.of Notices.</u>	<u>No.complied with at end of year.</u>
Housing Act,1957. Sec.9. Housing Defects.		3	3
Public Health Act,1936. Obstructed drain. Section 39.		1	1
Public Health Act,1936. Housing defects. Section 93.		2	1

SANITARY CIRCUMSTANCES OF THE AREA.WATER SUPPLY.

The district is supplied by the Fylde Water Board, the water being of good quality, pleasantly soft and of a peaty nature. Only one outlying house depends on well water, the total number of houses being supplied by the Fylde Water Board is 10,547.

Two samples of water were taken by this department from the mains supply, one being submitted for bacteriological examination and one for chemical analysis. Both samples were satisfactory.

Samples taken by the Fylde Water Board are as follows:-

BACTERIOLOGICAL ANALYSES.

<u>Source of Sample.</u>	<u>No. examined.</u>	<u>No. free from Coliform Organisms.</u>	<u>% Satisfactory.</u>	<u>Aerobic micro-organisms growing in Yeastral Agar.</u>	
				<u>No. of Colonies per ml. of water:</u>	
				<u>In 2 days.</u>	<u>In 3 days.</u>
				<u>37°C.</u>	<u>22°C.</u>
Stocks Supply via 27" mains	48	48	100	1	1
Council Offices:	25	25	100	1	9

From the information received from the Fylde Water Board, the fluoride content of all the water supplied is less than 0.01 p.p.m. as F.

DRAINAGE AND SEWERAGE.

Owing to the flat nature of the district, a system of electrical pumps and ejectors worked by compressed air, is in operation. The sewage is discharged near dead low water mark into the sea. No extensive additions were made to the sewers during the year but improvements are in progress to improve the surface water drainage. Work in improving the foul drainage system will commence in the near future.

Dwelling-houses using water carriage system...	10,547
Dwelling-houses using chemical closets ...	62
Dwelling-houses depended upon well-water..	11

Six houses were converted from pail closets to modern chemical closets during the year.

Cleansing of drains.

The department employs a man part-time on drainage work, the cost of clearing and cleansing the blocked drains being borne by the owner or occupier.

TYPICAL CHEMICAL ANALYSIS OF THE RILDE WATER SUPPLY.

	<u>Winter Supply.</u>	<u>Summer Supply.</u>
Appearance.	Clear & Bright.	Clear & Bright.
Colour(Hazen p.p.m. Pt).	3	2
Turbidity.(p.p.m. Silica)	Nil	Nil
Odour.	Nil	Nil
Taste.	Normal	Normal
Reaction pH value.	7.5	8.4
Electrical Conductivity u m h o/c.c.	108	300
Residual Chlorine.	0.10	0.12
Free & Saline Ammonia as N ₂	0.07	0.08
Albuminoid Ammonia as N ₂	0.07	0.04
Nitrous Nitrogen as N ₂	Negligible.	Negligible.
Nitric Nitrogen as N ₂	0.43	0.20
Oxygen absorbed 4 hrs @ 27°C.	0.71	0.23
Free Acidity as CO ₂	-	-
Carbonate Hardness as CaCO ₃	20	108
Total Hardness as CaCO ₃	40	135
Non-Carbonate Hardness as CaCO ₃	20	27
Excess Alkalinity as Na ₂ CO ₃	Nil	Nil
Calcium as CaCO ₃	34	68
Magnesium as CaCO ₃	6	67
Total Solids dried at 180°C.	89	220
Chloride as Cl.	10	20
Sulphate as SO ₄	22	44
Lead as Pb	less than 0.05	less than 0.05
Manganese as Mn	0.02	0.01
Copper as Cu	-	-
Iron as Fe	0.06	0.04
Aluminium as Al	0.09	0.05
Fluoride as F	less than 0.10	less than 0.10

PUBLIC CLEANSING.

The vehicles used in the department are as under:-

S.D.4.	"TW" type diesel fore and aft tipper.....	Licensed Sept.1962.
S.D.5.	"TZ" type diesel Pakamatic.....	Licensed March,1967.
S.D.6.	"TBZ" type diesel Pakamatic.....	Licensed Jan.1968.
GWL.1.	Karrier/Ramillies diesel bulk loader.....	Licensed June,1970.
BLMC.	BLMC. diesel vehicle.....	Licensed Sept.1970.

The cleansing work is carried out by two 35 cu.yd. Pakamatic vehicles and one new diesel bulk loader which came into operation on the 1st June,1970. The TW type diesel fore and aft tipper which can be used for emptying bulk containers came in very useful as a spare vehicle. An old TW.type diesel fore and aft tipper (S.D.3) used for the collection of wastepaper, was scrapped during the year and was replaced by a new BLMC diesel vehicle.

During the year, further premises were converted to the refuse sack system and at the end of the year 6,300 premises were on the scheme. Further extensions will take place during 1971, when the whole of the district will then be on this system.

Under the Civic Amenities Act,1967, 5 refuse disposal points were in operation throughout the district. A refuse disposal point consists of one or more bulk containers surrounded by fencing and allowing adequate space for the depositing of bulky articles which would not go into the bulk containers. It has been found necessary for these compounds to be cleared during the weekend period throughout the summer months. In addition, bulk containers are provided by the owners of many of the larger hotel and shop premises.

COSTINGS - REFUSE COLLECTION(YEAR ENDING 31.3.71)

	£	£
Total gross cost involved - collection of house, shop and trade refuse.....		28,544
Net cost of salvage: Sales.....	2,488	
Cost.....	<u>2,873</u>	<u>385 Db.</u>
		28,929
Income - Trade Refuse, etc.....		<u>894</u>
		<u>28,035</u>
Expenditure per 1,000 houses per annum.....		£2,658
Expenditure per 1,000 population per annum.....		£1,073

DISPOSAL OF REFUSE.

Refuse is disposed of by controlled tipping methods and from June, 1967, tipping facilities were shared with a neighbouring authority, along with the costs involved. This is a very helpful arrangement and will provide us with tipping space for many years to come.

Costings - Refuse Disposal (Year Ending 31.3.71).

Number of Loads.....	2,782
Estimated weight (tons).....	8,346
Total Cost (Net).....	£3,393
Cost per ton.....	8/2d
Cost per 1,000 houses per annum.....	£322
Cost per 1,000 population per annum.....	£130

Costings - Refuse Collection & Disposal (Year Ending 31.3.71)

Total Cost.....	£31,428
Cost per 1,000 houses per annum.....	£2,979
Cost per 1,000 population per annum.....	£1,203

COLLECTION AND DISPOSAL OF SALVAGE.

The Council continued with the collection of wastepaper salvage during the year. From the 5th January, 1970, the price was increased by £1.5.0. per ton. Throughout the year a bonus scheme, based on Work Study principles, was in operation for the collection and baling of wastepaper.

Salvage disposed of during the year ending 31st Dec. 1970.

	tons.	cwts.	qrs.	£.	s.	d.
Wastepaper (baled).....	243.	18.	2.	2,498.	13.	9.
Metal.....	-	-	-	6.	15.	0.
	243.	18.	2.	2,505.	8.	0.

REFUSE COLLECTION STATISTICS.

	<u>1970</u>
Estimated tonnage collected... ..	8,082
Total mileage run by vehicles.	26,510

EMPLOYEES.

Foreman... ..	1
Motor Drivers.	4
Refuse Collectors.	11
Paper Balers..	1

TOTAL: 17

The above figures show the present minimum labour requirements but it is necessary from time to time to increase this labour force for holiday periods and sickness.

An increased Bonus Scheme based on Work Study principles, came into operation in February, 1970. This allowed for some decrease in the labour establishment.

CIVIC AMENITIES ACT, 1967. REMOVAL & DISPOSAL OF VEHICLE REGULATIONS, 1968.

During the year 6 cars and vans were dealt with under the provisions of the above Act and were removed from the district. 18 vehicles were removed voluntarily by owners.

It was not found necessary to take any proceedings, but Notices had to be served and in some cases the alleged owners of the vehicles could not be traced. Since the Act came into operation, 184 vehicles have been removed from the district.

PUBLIC CONVENIENCES.

The department is responsible for the cleansing and maintenance of all public conveniences. The following is a list of such conveniences as at the 31st December, 1970. They are cleansed by one man full time and two lady cleaners full time.

SITUATION.	ACCOMMODATION FOR FEMALES.	ACCOMMODATION FOR MALES.
Arena, Cleveleys.	6 WCs., 3 wash-hand basins with hot and cold water.	3 WCs. & urinal; 2 wash-hand basins with hot & cold water.
*Bathing Station, Cleveleys.	9 WCs., 2 wash-hand basins with hot & cold water.	4 WCs. & urinal; 2 wash-hand basins. Cold water.
Jubilee Gardens, Cleveleys.	10 WCs. 2 wash-hand basins. Hot water at only one, cold water at other.	2 WCs. & urinal. 2 wash-hand basins. Hot water at one, cold at other.
*Jubilee Gardens Bowling Green, Cleveleys.	2 WCs.	1 WC. and urinal.
Bus Station, Cleveleys.	5 WCs. 2 wash-hand basins with hot and cold water.	4 WCs. & urinal. 2 wash-hand basins with hot and cold water.
Brighton Avenue, Cleveleys.	5 WCs. and 3 wash-hand basins.	2 WCs. and urinal. 2 wash-hand basins.
*Ashdell Bowling Green, Thornton.	3 WCs. 1 wash-hand basin. Cold water supply only.	2 WCs. & urinal. 1 wash-hand basin. Cold water.
Four Lane Ends, Thornton.	3 WCs. 1 wash-hand basin with hot and cold water.	2 WCs. & urinal. 1 wash-hand basin with hot and cold water.
Fleetwood Road N., Thornton.	2 WCs. 1 wash-hand basin. Hot and cold water.	1 WC. and urinal. 1 wash-hand basin with hot and cold water.
River Wyre Foreshore, Thornton.	2 WCs. 2 wash-hand basins with hot and cold water.	1 WC. and 2 urinals. 2 wash-hand basins with hot and cold water.
Kenyon Park, Thornton.	3 WCs. 4 wash-hand basins with hot and cold water.	2 WCs. and urinal. 2 wash-hand basins with hot and cold water.

* Not in use during winter months.

Work was commenced during the year to improve the conveniences at the Arena, Jubilee Gardens and Bathing Station.

In common with other authorities, we suffered a great deal of damage and this vandalism causes extra work and also increases greatly the cost of maintenance.

PREVENTION OF DAMAGE BY PESTS ACT, 1949.

It was not found necessary to serve any Notices under the provisions of the above Act and we secured the co-operation of the public at all times. We experienced no difficulty in regard to the operation of the Act.

Statistics for 12 months ending 31.12.1970.

PROPERTIES OTHER THAN SEWERS.	TYPE OF PROPERTY.	
	Non-Agricultural.	Agricultural.
1. No. of properties in district.....	11,276	50
2. a) Total no. of properties (including nearby premises) inspected following notification.....	64	-
b) No. infested by (i) Rats.....	6	-
(ii) Mice.....	28	-
3. a) Total number of properties inspected for rats and/or mice for reasons other than notification.	265	-
b) Number infested by (i) Rats.....	-	-
(ii) Mice.....	-	-
<u>SEWERS.</u>		
4. Were any sewers infested by rats during the year?.....	NO.	

RODENT CONTROL.

Summary of visits made during the 12 months ending 31.12.70.

Number of complaints received.....	64
Number of infestations.....	34
Number of visits for purposes of eradication.....	553
Number of visits for purposes of "search and survey".....	143
Number of premises successfully treated by local authority.....	34

VERMINOUS PREMISES.

Several complaints were received during the year and these were investigated, advice and help being given.

<u>Eradications carried out:-</u>	<u>Private Houses & Other premises.</u>	<u>Council houses:</u>
Ants... ..	8	5
Cockroaches	8	-
Wasps Nests	8	1
Beetles(2), Flies(1), Bugs(1), Insects(4)	7	1
Earwigs(1), Crickets(1), Spiders(1)..	1	2

PIGEON CONTROL.

The department employs a part-time trained rodent operator to carry out the necessary treatment. The pigeon population in the area is kept under control by the use of several traps.

DESTRUCTION OF DOMESTIC PETS.

Destruction of domestic pets is carried out by chloroform and for a charge of 1/- a person can have a dog or cat painlessly destroyed. The department undertakes the proper disposal of the carcasses.

Number of dogs destroyed in 1970... ..	21
Number of cats destroyed in 1970... ..	11
	<u>32</u>
Income from destruction of animals.	£1. 12. 0.
Income from sale of carcasses... ..	£5. 0. 0.
	<u>£6. 12. 0.</u>

SWIMMING BATHS AND POOLS.

There are no public swimming baths in the area.

RAG FLOCK & OTHER FILLING MATERIALS ACT, 1951.

No premises in the area are licensed for the manufacture of rag flock or other filling materials. At the present time there are no premises where filling materials are used.

PET ANIMALS ACT, 1951.

Two pet shops were on the register at the end of the year. Inspections have been carried out and the premises appear to be conducted in a proper manner, the provisions of the Act being complied with.

DISEASES OF ANIMALS(WASTE FOODS)ORDER,1957.

Upon the application of the Council, the County Council delegated to us their functions under the above Order, as and from 1st July,1959.

Number of plants licensed at time of delegation.....	3
Number of plants licensed since delegation.....	13
Number of licences cancelled or revoked.....	9
Number of prosecutions.....	-
Number of inspections to licensed plants.....	15
Number of licences in existence at end of year.....	7

PUBLIC HEALTH AMENDMENT ACT,1907. SECTION 86.- DEALERS IN OLD METAL AND MARINE STORE DEALERS.

The provisions of the above Act are in operation and three Certificates are in existence in respect of premises in the area.

SCHOOLS.

The general condition of the schools in the area is satisfactory, all being supplied with Fylde water and in each case modern water closets are provided. The eleven schools are under the control of the Lancashire Education Committee.

SHELLFISH.

There are no shell fish beds in our area. During the year three samples of shell fish were obtained and the results were satisfactory.

MORTUARY.

A modern mortuary possessing equipment in accordance with present-day practice, has been in use throughout the year. It was used on 162 occasions and 145 post-mortems were conducted by the Police Surgeon.

By arrangement, the Fleetwood Borough Council have the joint use of the mortuary and the net cost is shared between their authority and ours. Two Urban District Councils and a Rural District Council have the use of the mortuary at agreed charges and it is also used on the direction of the local Coroner. It was used as follows:-

Thornton Cleveleys U.D.C.....	60
Fleetwood Borough Council.....	53
Poulton-le-Fylde U.D.C.....	27
Preesall U.D.C.....	11
Garstang U.D.C.....	5
Other Authorities(via the Coroner).....	6

MOVEABLE DWELLINGS AND CAMPING SITES.

The control of moveable dwellings and camping sites in this area is under the Caravan Sites and Control of Development Act, 1960.

The number of caravans allowed at each site is as under:-

No.1.Site. (Holiday only).....	180
No.2.Site. (Residential only).....	30
No.3.Site. (Residential only).....	24
No.4.Site. (Holiday only). Phase I Development..	77
No.5.Site. (Holiday only).....	156

All the sites were conducted satisfactorily during the year and there was no cause for any complaint.

FACTORIES ACT, 1961.

Records are kept of all premises coming within the scope of the Factories Act and regular inspections are made. Particulars of inspections, defects, contraventions found and remedied, are enumerated in the following tables. There are no underground bakehouses in the district.

1. Inspection of Factories and Other Premises.

	No. on register.	Inspections.	Written Notices.
Factories (without mechanical power).....	8	6	-
Factories (with mechanical power).....	66	43	3
Other premises in which Sec. 7 is enforced by L.A. (excluding Outworkers' premises).....	-	-	-
	74	49	3

2. Defects found in Factories & Other Premises.

	No. of Cases in which defects were found.	
	Found:	Remedied:
Sanitary Conveniences:		
(a) Insufficient.....	-	-
(b) Unsuitable or defective....	-	-
(c) Inadequate lighting.....	2	1
(d) Inadequate ventilation....	3	1
(e) Want of Cleanliness.....	2	2

OFFICES, SHOPS AND RAILWAY PREMISES ACT, 1963.TABLE "A"

CLASS OF PREMISES.	REGISTRATIONS AND GENERAL INSPECTIONS.		
	NO.OF PREMISES REGISTERED DURING 1970.	TOTAL NO.OF REGISTERED PREMISES AT END OF YEAR.	NO.OF REGISTERED PREMISES RECEIVING A GENERAL INSPECTION DURING YEAR.
OFFICES.	2	64	15
RETAIL SHOPS.	16	193	71
WHOLESALE SHOPS AND WAREHOUSES.	-	2	-
CATERING ESTABLISHMENTS OPEN TO PUBLIC, AND CANTEENS.	1	29	23
FUEL STORAGE DEPOTS.	-	-	-

ACCIDENTS INVESTIGATED DURING 1970 = 2

TABLE "B"

Number of visits of all kinds by Inspectors, to registered premises.	232
--	-----

TABLE "C"

CLASS OF WORKPLACE:	NUMBER OF PERSONS EMPLOYED:
OFFICES.	303
RETAIL SHOPS.	802
WHOLESALE SHOPS & WAREHOUSES.	6
CATERING ESTABLISHMENTS OPEN TO THE PUBLIC.	286
CANTEENS.	-
FUEL STORAGE DEPOTS.	-
TOTAL:	1,397
MALES: 533	FEMALES: 864

ATMOSPHERIC POLLUTION.

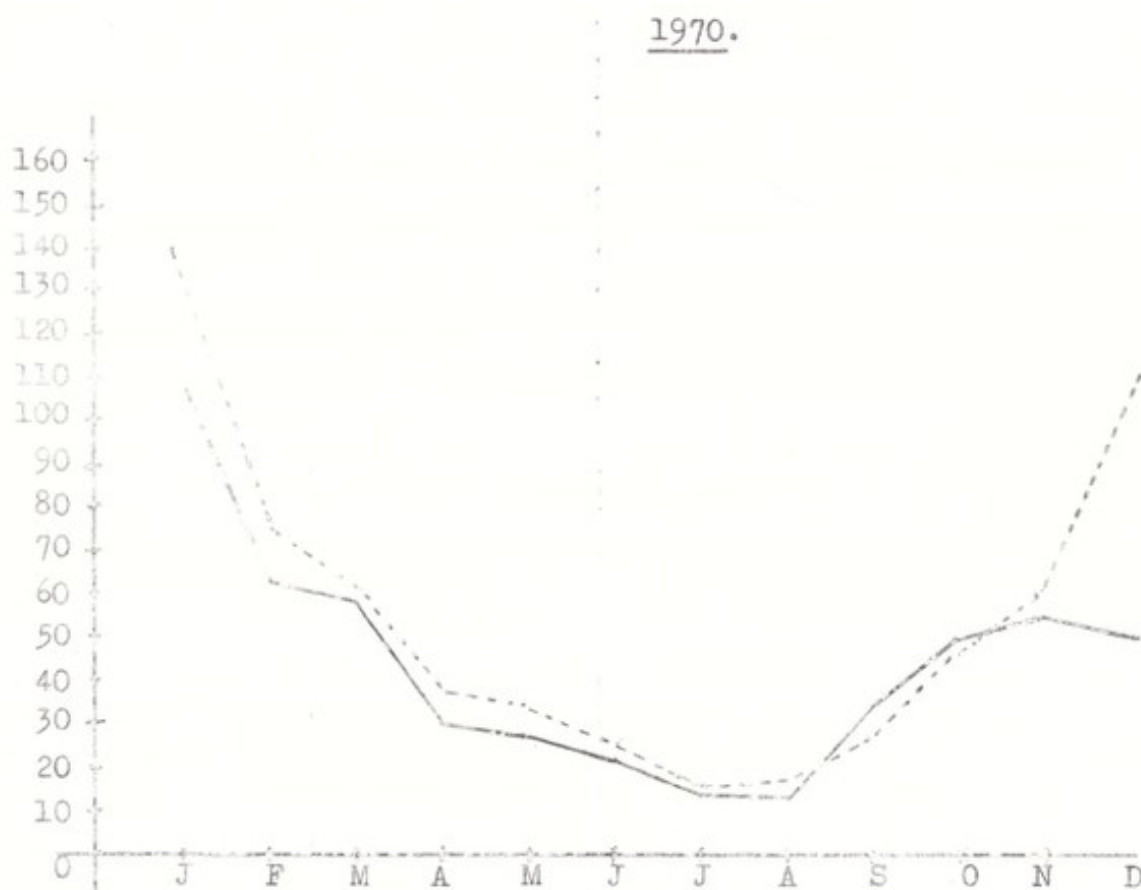
During the year, recordings of the volumetric concentration of smoke and sulphur dioxide in the atmosphere, were obtained at the following sites in the district, in accordance with the recommendations of the Department of Scientific and Industrial Research.

1. North Western Gas Showrooms, Victoria Square, Cleveleys. (Cleveleys 2).

This site is situated in a commercial area of shops, hotels and boarding-houses, together with many small scattered light industries.

2. North Western Electricity Board Sub-Station, Butts Road, Thornton. (Thornton Cleveleys 2).

The area is dominated by a large Chemical Works to the North and East, whilst to the South is light industry and open fields to the West.



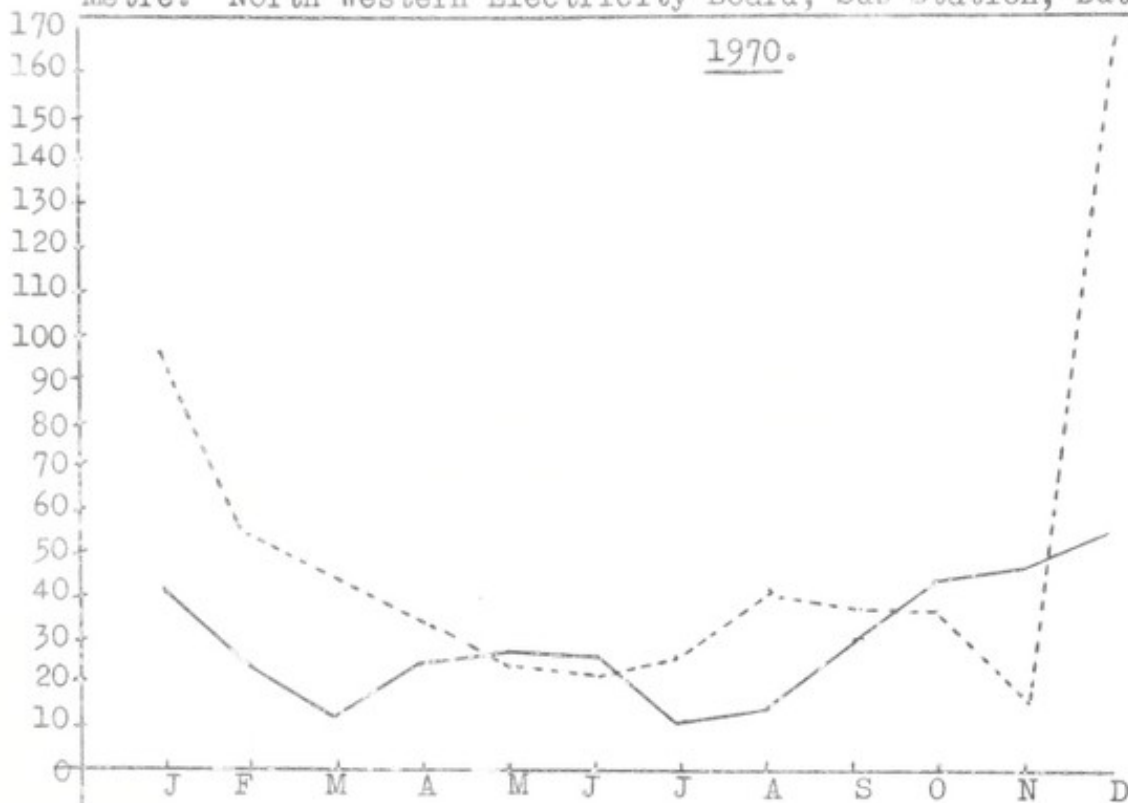
Concentration of Smoke in Atmosphere expressed in Micro-grammes per Cubic Metre. North Western Electricity Board, Sub Station, Butts Road, Thornton Cleveleys. 1970.

1970 results indicated by _____

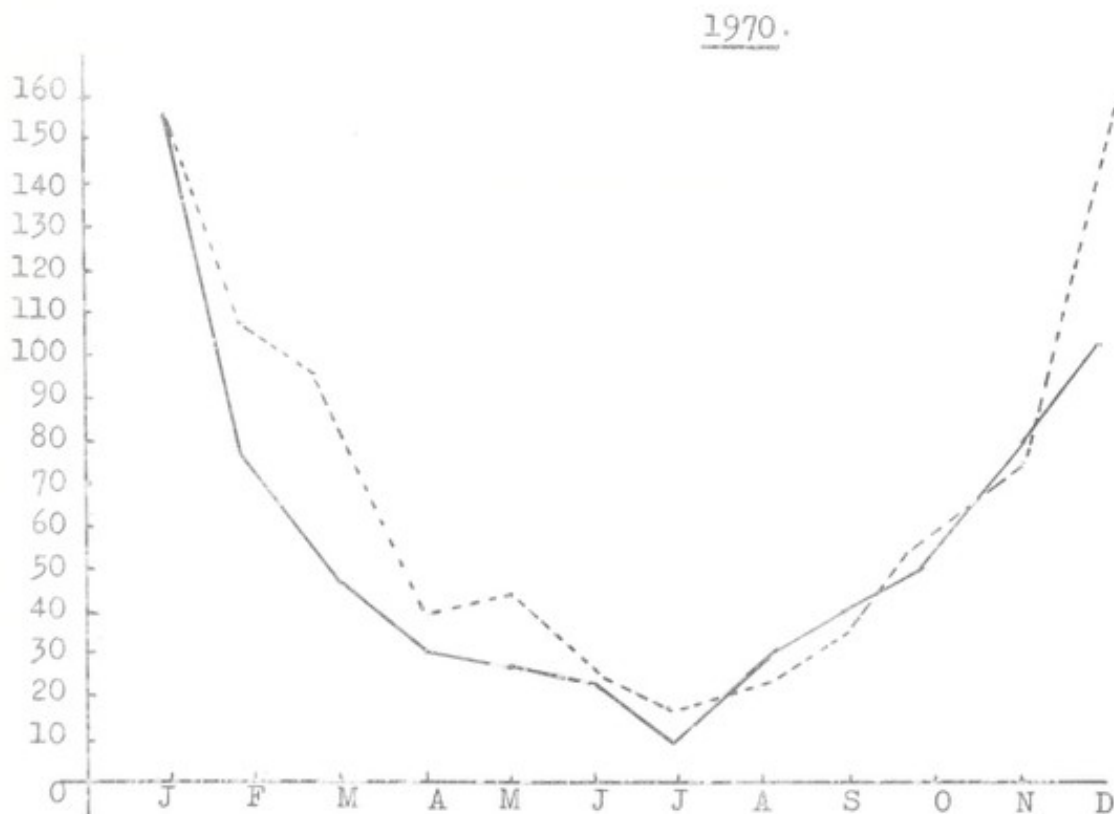
1969 results indicated by - - - - -

ATMOSPHERIC POLLUTION(CONTINUED).

Concentration of SO_2 in Atmosphere expressed in Micro-grammes per Cubic Metre. North Western Electricity Board, Sub Station, Butts Road, Thornton.



Concentration of Smoke in Atmosphere expressed in Micro-grammes per Cubic metre. North Western Gas Showrooms, Victoria Square, Cleveleys.

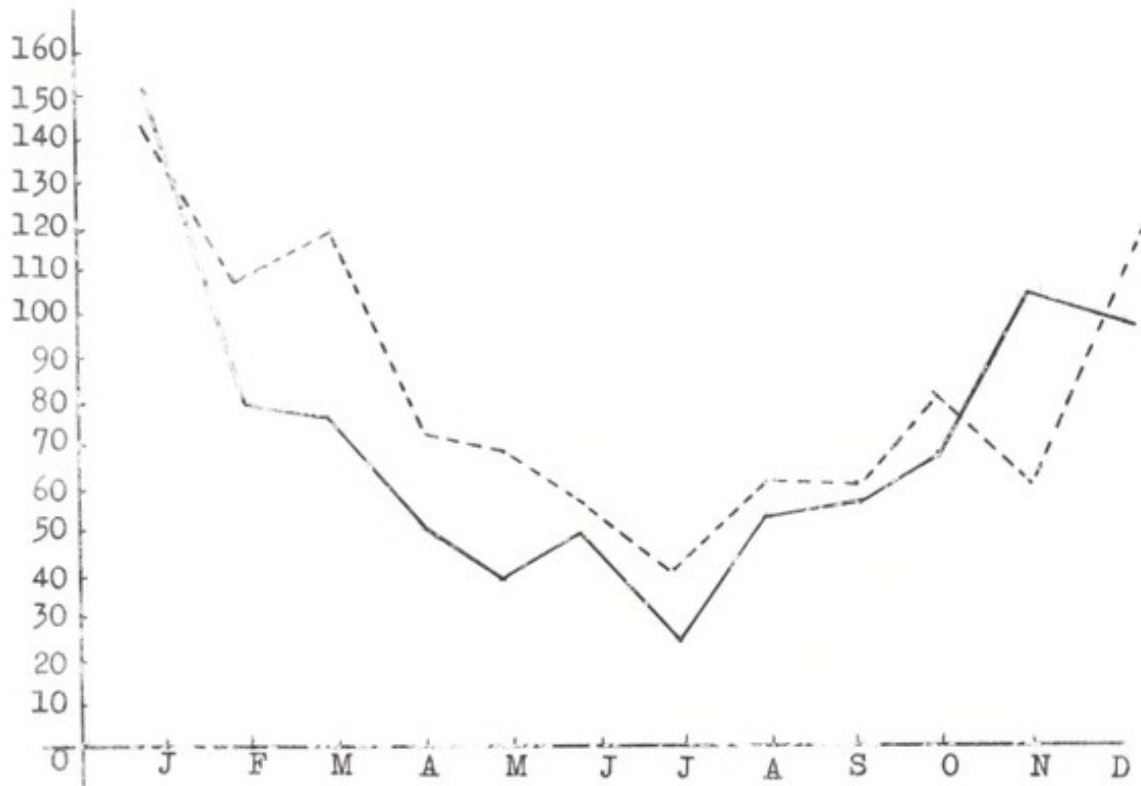


1970 results indicated by _____

1969 results indicated by - - - - -

ATMOSPHERIC POLLUTION(CONTINUED).

Concentration of SO_2 in Atmosphere expressed in Micro-grammes per Cubic metre
 North Western Gas Showrooms, Victoria Square, Thornton Cleveleys. 1970.



1970 results indicated by _____

1969 results indicated by- - - - -

Once again the results show a decrease in the amount of SO_2 and smoke in the atmosphere. This is possibly due to householders changing from open coal fires to other smokeless forms of heating.

H O U S I N G1. Number of new houses erected during 1970.

	Houses.	Flats.
(1) By the local authority.....	—	—
(2) By other bodies or persons.....	36	—
(3) Total number of houses in area.....		10,548
New Houses erected in 1970.(Ward Distribution).	Total in Ward:	
North Ward.....	3	1,953
North Central Ward.....	1	1,819
South Ward.....	8	1,581
South Central Ward.....	4	1,599
East Ward.....	14	2,108
West Ward.....	6	1,488
	<u>36</u>	<u>10,548</u>

2. Total No.of Council-owned dwellings existing at end of year: 600

3. Inspection of dwelling-houses during year:

- (i) (a) Total no.of dwelling-houses inspected formally or informally for housing defects(under Public Health or Housing Acts)..... 60
 (b) No.of Inspections-formal or informal made for the purpose.157
 (c) No.of dwelling-houses in (a) above found to be not in all respects reasonably fit for human habitation but capable of being rendered fit..... 54
- (ii) Total No.of dwelling-houses existing at end of year which were unfit for human habitation and not capable at reasonable expense of being rendered fit and in respect of which:
 (a) Demolition, Clearance or Closing Orders have been made(at any time)..... 2
 (b) Demolition, Clearance or Closing Orders have not yet been made..... 4

4. Houses Demolished:In Clearance Areas:

- 1) Houses unfit for human habitation.
 2) Houses included by reason of bad arrangements,etc.....
 3) Houses on land acquired under Sec. 43 (2) Housing Act,1957.....

Not in Clearance Areas:

- (4) As a result of formal or informal procedure under Sec.17(1), Housing Act,1957.....
 (5) Local Authority-owned houses certified unfit by M.O.H.....
 (6) Houses unfit for human habitation where action has been taken under local Acts.....
 (7) Unfit houses included in Unfitness Orders.....

Houses Demolished.	Displaced during year.	
	Persons.	Families
—	—	—
—	—	—
—	—	—
1	—	—
—	—	—
—	—	—
—	—	—

7. Unfit Houses Closed:-

	Displaced during year.		
	Number.	Persons.	Families.
(1) Under Secs.16(4),17(1) & 35(1), Housing Act,1957 & Sec.26, Housing Act,1961.....	—	—	—
(2) Under Secs.17(3) and 26, Housing Act,1957.....	—	—	—
(3) Parts of buildings closed under Sec.18,Housing Act,1957.....	—	—	—

6. Unfit Houses made Fit:-

	Number:
(1) By owner after informal action by local authority.....	13
(2) After formal notice under Secs.9 & 16,Housing Act,1957..	
(a) by owner.....	3
(b) by local authority.....	—
(3) After formal notice under Public Health Acts.....	3
(4) After modification or revocation of a clearance order under Sec.21,Housing Act,1961.....	—
(5) After determination of a demolition order under Sec.24, Housing Act,1957.....	—
(6) After determination of a closing order under Sec.27, Housing Act,1961.....	—

7. Unfit Houses in Temporary Use(Housing Act,1957):-

Position at end of year:	No. of Houses.	No. of separate dwellings contained in Col.(1).
	(1)	(2)
(1) Retained for temporary accommodation -		
(a) Under Section 48.....	—	—
(b) Under Section 17(2).....	—	—
(c) Under Section 46.....	—	—
(2) Licensed for temporary occupation under Secs.34 or 53.....	—	—

8. Purchase of Houses by Agreement:

	No. of Houses:	No. of occupants of houses in Col.(1)
	(1)	(2)
Houses in clearance areas other than those included in confirmed orders or compulsory purchase orders.	—	—

HOUSING ACT, 1957. SECTION 16.

1. Individual houses reported upon to Council.....	-
2. Demolition Orders made.....	-
3. Undertakings accepted - "house ceased to be used for habitation".	-
4. Undertakings accepted - "Render house fit for habitation".....	-
5. Works completed during year in respect of undertakings.....	-
6. Undertakings outstanding at end of year.....	-
7. Houses demolished during year.....	-
8. Houses demolished voluntarily during year.....	1
9. Number of families re-housed in Council houses.....	-

HOUSING ACT, 1957. SECTION 42.

1. Clearance areas reported to Council.....	-
2. Number of houses in Clearance Areas.....	-
3. Number of Orders confirmed.....	-
4. Number of houses in Clearance Areas demolished.....	-
5. Number of families re-housed in Council houses.....	-
6. Number of Enquiries held during year.....	-
7. Number of houses involved in Enquiries.....	-

HOUSING ACT 1969. PART III. QUALIFICATION CERTIFICATES.Improvement cases.

No. of applications for qualification certificates under Sec. 44(2) under consideration at end of period.....	-
No. of certificates of provisional approval issued.....	2
No. of qualification certificates issued under section 46(3).....	-

Standard amenities already provided.

No. of applications for qualification certificates under Sec. 44(1) under consideration at end of period.....	78
No. of qualification certificates issued under section 45(2) in respect of:-	
(i) dwellings with rateable value of £90 or more in Greater London or of £60 or more elsewhere in England.....	17
(ii) dwellings with rateable value of £60 to less than £90 in Greater London or of £40 to less than £60 elsewhere in England.....	39
and (iii) dwellings with rateable value of less than £60 in Greater London or less than £40 elsewhere in England.....	-

Exemption for low-income tenants from section 54.

No. of certificates issued under section 55.....	-
--	---

IMPROVEMENT GRANTS.

It is estimated that there are still 195 premises in the area without some or all of the five standard amenities. This matter is kept constantly under review and every opportunity is taken to persuade landlords to carry out the improvement of houses by means of Grants.

Discretionary Grants.

Action during year:	No. of Dwelling Houses or other buildings affected in schemes of:	
	Private bodies or individuals.	Local Authority.
(a) Submitted by private individuals to L.A.....	3	-
(b) Approved by L.A.....	1	-
(c) Submitted by L.A. to Ministry.....	-	-
(d) Finally approved by Ministry.....	-	-
(e) Work completed.....	-	-
(f) Additional separate dwellings included in (e) above.....	-	-

Standard Grants.

Action during year:	No. of dwellings or other buildings affected.	
	Owner/Occupied:	Others:
(a) Applications submitted to L.A.		
(i) Full Standard.....	4	6
(ii) Reduced Standard.....	-	-
(b) Total applications approved by L.A.		
(i) Full Standard.....	4	6
(ii) Reduced Standard.....	-	-
(c) Work completed.....	11	3

HOUSING ACT. HOUSES IN MULTIPLE OCCUPATION.

The conditions which exist at these houses are constantly under review and many improvements have been made.

MILK SUPPLY.

There are now no dairies in this district registered under the Milk and Dairies Regulations. The bulk of the milk consumed in this area is supplied by large dairies from outside the district and regular samples of all designations of milk are taken.

Distributors registered by L.A.

Distributors with premises in district(including shops)..... 42
 Distributors with premises outside district..... 4

MILK SAMPLES.

Type.	No. of Samples.	Satisfactory.	Not Satisfactory.	Void.
Raw Milk - (T.T.)				
(i) Methylene Blue Test..	15	10	-	5
Heat Treated Milk.				
(i) Methylene Blue Test,)	16	14	-	2
(ii) Phosphatase Test.....)		16	-	-
(iii) Turbidity Test.....	7	7	-	-

Samples for Biological Examination.

Total Number of Samples submitted..... 15

	Results:			
	Positive.	Negative.	No Result.	Equivocal.
(a) Tuberculosis.....	-	15	-	-
(b) Brucellosis-Ring Test....	-	15	-	-
(c) Brucellosis-Culture Test.	-	-	-	-
(d) Brucellosis-Biological Test.....	-	15	-	-

Brucella Abortus.

One Order was still in existence at the end of the year.

FOOD AND DRUGS ACT, 1955.Number of Food Premises by Type of Business in District
at end of year.

Type of Business.	Number.
General grocers and provision dealers.....	68
Greengrocers and fruiterers(including those selling wet fish, game, etc.).....	22
Fishmongers, including those selling poultry,game,etc..	2
Meat shops(butchers, purveyors of cooked and preserved meats, tripe, etc.).....	26
Bakers and/or confectioners.....	17
Fried fish shops.....	12
Shops selling mainly sugar confectionery, minerals, ice cream, etc.....	35
Licensed premises, clubs, canteens, cafes, restaurants, snack bars & similar catering establishments.....	65
Boarding Houses, Food Stalls and Vehicles, Food Factories.....	119
Food Stalls and vehicles and food factories.....	7

Section 16 of Food and Drugs Act,1955.Lancashire County Council Acts or other Local Acts.

Type of Business.	No.Registered at 31.12.1970.	No. of Inspections.
Manufacturers of preserved food....	37	Inspections
Premises registered for manufacture of Ice Cream.....	3	carried out
Premises registered for sale of Ice Cream.....	129	when visiting
Premises in area registered for Food Hawkers.....	14	under Food
		Hygiene
		Regulations.

FOOD AND DRUGS ACT, 1955.

The following information has been supplied by the County Medical Officer of Health, with reference to the number of samples taken in this area by the County Public Health Inspectors. A total of 82 samples were obtained comprising 48 milks(8 of which were Channel Islands milk) and 34 others as follows:-

1 Stewed Steak with Gravy.	1 Savoury Tomato Roll.
1 Toothache Tincture.	1 Ham Roll in Mayonnaise.
1 Sleep Tablets.	1 Vanilla Sugar.
1 Rest Aid Tablets.	1 Prawns.
1 Soluble Aspirins Tablets B.P.	1 Bread.
1 Cough Pastilles.	1 Soured Cream.
1 Cough Linctus.	1 Corn Slaw Salad.
1 Pain Relief Tablets.	1 Mayonnaise.
1 (Slimming)Milk Chocolate Biscuits.	1 Soup, canned.
1 (Slimming) Crispbread Sandwich.	1 Lemon Juice, canned.
1 Ice Cream.	1 Canned Soup.
1 Shrimp Soup, canned.	2 Christmas Sweets.
1 Pease Pudding, canned.	1 Salurice Tablets.
1 Sauerkraut.	1 Diabetic Biscuits.
1 Tomato Juice, canned.	1 Dandruff Preparation.
1 Dripping.	2 Christmas Tree Decorations.

Undermentioned are details of those samples on which the County Analyst gave adverse reports.

<u>Sample.</u>	<u>Result of Analysis.</u>	<u>Action taken.</u>
Stewed Steak with Gravy.	(1) Contained part of a cooked domestic house fly(<i>Musca domestica</i>) weighing 13 milligrams. (2) Illustration of the stewed fresh meat on label would be held to be misleading when compared with the product inside can which resembled canned beef.	Importers cautioned. "
Informal Milk.	Freezing point indicated 1.6% extraneous water.	Dairy cautioned.
Sleep Tablets.	Central nervous system effects of salicyclamide insufficient to justify the name "Sleep Tablets". (Same label as the re-named tablets submitted as "Rest Aid").	No action advised.
Ham Roll in Mayonnaise.	The word "Sweetener" which appears in the list of ingredients to indicate the presence of approx. 0.1% of saccharin is not sufficiently specific and should be replaced with the word "Saccharin"	Importers communicated with.

<u>Sample.</u>	<u>Result of Analysis.</u>	<u>Action taken.</u>
Prawns.	Sample putrifying (total volatiles basis equivalent to 360 micrograms of nitrogen per 100 grammes of fish - should not exceed about 30.	Vendor interviewed.
Bread (part loaf).	Contained a piece of carbonated bakery char (probably originally a charred bubble of dough on a baking tray) weighing 0.087 gramme and additionally, trapped in the crumb, there was a roll of partly risen dough weighing 0.058 gramme. Evidence of further rolls of similar dough having been baked with the bottom crust of the loaf could be seen as baked in enclosures and patterns in the base crust. The bread was otherwise quite clean and wholesome.	Bakery notified and complainant informed.
Canned Soup.	The foreign body was a cooked slug (Milax gagates) of length 32 millimetres & weight 0.93 gramme.	Manufacturer cautioned and complainant informed.
Christmas Sweets.	No name of the food. From Jan. 1973 packets will need to bear an "appropriate designation", i.e. "Candy".	Packer and vendor informed.
Christmas Sweets.	No name of the food. From Jan. 1973 packets will need to bear an "appropriate designation".	Packer and vendor informed.

UN SOUND FOODSTUFFS.

It was found necessary, after examination and tests, to accept the voluntary surrender of the following foodstuffs:-

	cwts.	lbs.
Meat at retail shops and canteen kitchens.....	-	89
Cooked meat and meat products.....		7 $\frac{3}{4}$
Canned Meats.....	1	6
Other canned foods.....	2	42
Frozen foods due to cabinet breakdown (weight).....	1	86
Frozen foods due to cabinet breakdown (loose, packets, etc)	2,812	packet
Fresh Fruit.....	2.	16.

Condemned foodstuffs are disposed of by burying on the Council's refuse tip.

FOOD HYGIENE(GENERAL)REGULATIONS,1960.

Routine inspections have been carried out to all premises within the scope of the Regulations and in this connection 399 visits were paid during the year to the following types of premises.

Food Vans.
Stalls.
Butchers Shops.
Grocers Shops.
Greengrocers/Fish Shops.
Hotels, Cafe Kitchens & Canteens, Snack Bars.
Fish Friers.
Bakehouses.
Clubs, Public Houses, etc.
Sweets, Confectioners.
Boarding Houses.
Food Factories.

FOOD HYGIENE(MARKETS, STALLS & DELIVERY VEHICLES)REGULATIONS,1966.

These Regulations came into force on the 1st January,1967, and apply to market stalls, food businesses carried on from vehicles and to delivery vehicles delivering any kind of foodstuffs. Regular inspections were carried out during the year of stalls, etc. coming within the scope of these Regulations.

POULTRY HYGIENE AND INSPECTIONS.

There are two premises in the area where poultry is dressed in quantities and also there are other premises where poultry is dressed at Christmas-time only. Regular inspections are made at the two permanent-type premises and poultry examined is as follows:-

Chickens...	3,585
Turkeys....	2,340
Ducks..	39
Geese..	10
	<u>5,974</u>

- a) No. of poultry-dressing premises within the district..... 2*
 b) No. of visits to these premises..... 80
 c) Total no.of birds inspected during the year.....5,974
 d) Weight of poultry condemned as unfit for human consumption.2,050 lbs.

* Dead poultry are received and the plucking and drawing of the poultry is carried out at these premises.

ICE CREAM.

During the year there were 3 manufacturers of ice cream and 129 dealers on the register. Regular inspections were carried out at these premises.

Analysis of Samples of Ice Cream.

Reference No.	Methylene Blue Test. Provisional Grade:				Satisfactory or not.
	1	2	3	4	
1	1	-	-	-	Yes.
2	1	-	-	-	Yes.
3	1	-	-	-	Yes.
4	1	-	-	-	Yes.
5	1	-	-	-	Yes.
6	1	-	-	-	Yes.
7	1	-	-	-	Yes.
8	1	-	-	-	Yes.
9	1	-	-	-	Yes.
10	1	-	-	-	Yes.
11	1	-	-	-	Yes.
12	1	-	-	-	Yes.
13	1	-	-	-	Yes.
14	1	-	-	-	Yes.

ICE CREAM(HEAT TREATMENT ETC.)REGULATIONS,1959.

Under the above Regulations, two ice lolly samples were taken and submitted to the Public Health Laboratory, for pH values. As a result of these investigations, it was found that the pH values were less than 4 and consequently were exempted from the Health Treatment provisions of the above Regulations.

<u>Reference No.</u>	<u>pH values.</u>
1/IL/70.....	Less than 4
2/IL/70.....	Less than 4

METEOROLOGICAL OBSERVATIONS.

The rainfall is taken daily at 9.0 a.m. at the Council's Depot and reports are placed monthly before the Council.

YEAR.	JAN.	FEB.	MAR.	APL.	MAY.	JUNE.	JULY.	AUG.	SEPT.	OCT.	NOV.	DEC.	TOTAL.
1960	5.51	3.00	1.42	2.24	2.81	1.47	5.03	3.06	3.55	2.73	8.48	3.81	43.11
1961	5.52	3.21	0.91	4.81	1.97	2.10	3.98	5.01	3.28	4.95	4.14	3.14	43.02
1962	4.56	1.91	1.73	3.02	2.55	1.40	1.77	5.13	3.59	2.11	2.20	3.19	33.16
1963	0.76	0.47	3.05	2.92	1.93	3.44	2.33	2.89	3.97	3.43	5.60	0.80	31.59
1964	1.29	0.52	2.63	1.92	2.98	1.88	1.38	2.75	1.99	3.08	2.32	5.53	28.27
1965	3.95	0.18	2.14	0.50	3.22	0.34	3.83	3.32	5.91	2.27	3.61	6.49	35.76
1966	2.24	4.62	1.85	2.53	2.84	3.91	1.61	3.82	3.43	4.65	3.60	4.11	39.21
1967	2.46	3.01	1.79	1.31	5.20	1.82	4.47	3.26	4.48	9.82	3.39	2.02	43.03
1968	4.24	2.13	2.58	3.08	2.32	3.29	2.05	2.44	6.68	4.11	1.90	1.69	36.51
1969	2.58	2.01	1.71	2.14	3.38	70.1	20.5	65.4	39.6	37.5	159.5	86.7	11.82"
						mm.	mm.	mm.	mm.	mm.	mm.	mm.	479.3
1970	85.8	61.6	45.2	95.7	21.5	34.9	49.5	90.9	71.3	101.1	145.3	18.5	821.3
	mm.	mm.	mm.	mm.	mm.	mm.	mm.	mm.	mm.	mm.	mm.	mm.	mm.

N.B. 25 m.m. = 1" (approx).

I N D E X.

Acts in force.....	6
Area.....	6,7
Ages at Death and Causes of Death.....	9,10
Atmospheric Pollution.....	29,30,31
Births and Birth Rates.....	4,9
Bye-Laws.....	6
Caravans and Moveable Dwellings.....	27
Chief Public Health Inspector's Report.....	15
Civic Amenities Act.....	22
Deaths and Death Rate.....	4,6,9,10
Destruction of Domestic Pets.....	25
Diseases of Animals(Waste Food)Order,1957.....	26
Drainage and Sewerage.....	18
Employees.....	22
Factories Act.....	27
Food & Drugs Act & Samples & Unsound Foodstuffs.....	37,38,39
Food Poisoning.....	11
Food Hygiene & Markets, Stalls & Delivery Vehicles Regulations....	40
Housing Act, Rent Act, Qualification Certificates, Improvement Grants, Houses in Multi-occupation.....	32,33,34,35
Ice Cream & Ice Lollies Samples.....	41
Infantile Mortality, Maternal Mortality.....	4,5
Infectious Diseases and Tuberculosis.....	11,12,13,14
Inquests and Inquiries.....	7,8
Medical Officer of Health's Report.....	3
Meteorological Report.....	42
Milk Supply and Milk Samples.....	36
Mortuary.....	26
Offices, Shops and Railway Premises Act.....	28
Pet Animals Act.....	25
Population.....	6
Poultry Hygiene and Inspections.....	40
Public Cleansing(Refuse & Salvage Collection & Disposal).....	20,21,22
Public Health Amendment Act (Metal Dealers).....	26
Public Conveniences.....	23
Rag, Flock & Other Filling Materials Act.....	25
Rodent Control & Prevention of Damage by Pests Act.....	24
Schools.....	26
Statutory Notices served.....	17
Swimming Baths.....	25
Verminous Premises, Pigeon Control.....	25
Visits, Inspections, Work carried out, etc.....	16,17
Vital Statistics and Statistical Summary.....	4,5,6,9
Water Supply.....	18,19

