

**[Report 1942] / Medical Officer of Health, Thornbury R.D.C.**

**Contributors**

Thornbury (Gloucestershire, England). Rural District Council.

**Publication/Creation**

1942

**Persistent URL**

<https://wellcomecollection.org/works/dad8krgh>

**License and attribution**

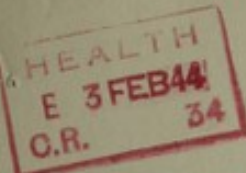
You have permission to make copies of this work under a Creative Commons, Attribution license.

This licence permits unrestricted use, distribution, and reproduction in any medium, provided the original author and source are credited. See the Legal Code for further information.

Image source should be attributed as specified in the full catalogue record. If no source is given the image should be attributed to Wellcome Collection.



Wellcome Collection  
183 Euston Road  
London NW1 2BE UK  
T +44 (0)20 7611 8722  
E [library@wellcomecollection.org](mailto:library@wellcomecollection.org)  
<https://wellcomecollection.org>



LIBRARY

THORNBURY RURAL DISTRICT COUNCIL.

ANNUAL REPORT.

of the Medical Officer of Health.  
for 1942.



STAFF:

Medical Officer of Health:-

J.H.KITSON, M.B., M.R.C.S., D.P.H.

Sanitary Inspector & Surveyor:-

R.HUNTINGTON, A.R.S.I., M.S.I.A.

Assistant Sanitary Inspector:-

J.L.M.FROSSER, L.I.O.B., M.R.S.I.


Housing Surveyor's Assistant:-

A.F.YOUNG.

SECTION A.

Statistics and Social Conditions of the Area.

Area ( acres) ... ..	61,360
Population ( Census 1931) ... ..	19,649
Population ( registrar General's Estimate )	24,440
Number of inhabited houses (Census 1931)	5,032
Number of inhabited houses ( end of 1941 )	6,406
Rateable Value... ..	£ 96,676
Sum represented by a penny rate ...	£400.



Extracts from Vital Statistics of the Year.

	Total.	Male.	Female.
Live Births:- Total	469	268	201
Legitimate	446	255	191
Illegitimate	23	13	10
Birth rate per 1,000 of the estimated resident population =	19.2		
Still Births-			
Legitimate ... ..	17	8	9
Illegitimate ... ..	1	1	0
Rate per 1,000 total (live and still ) births =	37		
Deaths ... ..	272	137	135
Death Rate per 1000 of the estimated resident population =	11.1		
Number of Women dying in, or in consequence of childbirth:			
Puerperal sepsis ... ..	0		
Other Maternal causes ...	1		
Rate per 1,000 total ( live & still) births =	2.05		
Death of Infants under 1 year of age (Legitimate)	11	6	5
Death of Infants under 1 year of age (Illegitimate)	2	2	0
Death Rate of Infants under one year of age:			
All infants per 1,000 live births	28		
Legitimate infants per 1,000			
Legitimate live births	25		
Illegitimate infants per 1,000			
Illegitimate live births	87		
Deaths from Cancer ( all ages)	30		
Deaths from Measles (all ages)	0		
Deaths from Whooping Cough (all ages)	0		
Deaths from Diarrhoea ( under 2 years of age)	1		





TABLE OF VITAL STATISTICS for the YEARS

1933 to 1942.

Year	Population estimated to middle of each year.	Deaths.		Births.		Deaths under 1 year of age.	
		Number	Rate.	Number	Rate	Number.	Rate.
1933	19,620	242	12.8	270	13.7	12	44
1934	19,700	226	11.4	293	14.8	9	30
1935	18,160	230	12.6	282	15.4	12	42
1936	18,370	251	13.6	274	14.9	7	25
1937	20,110	251	12.4	266	13.2	15	56
1938	19,480	241	10.5	344	17.7	16	47
1939	21,030	249	10.1	373	18.2	23	61
1940	23,330	340	14.6	384	16.5	20	52
1941	24,610	283	11.5	425	17.3	18	42
1942	24,440	272	11.1	469	19.2	13	28

Date		Description		Amount	
1890	Jan 1	Balance		100.00	
	Feb 1	Interest		5.00	
	Mar 1	Interest		5.00	
	Apr 1	Interest		5.00	
	May 1	Interest		5.00	
	Jun 1	Interest		5.00	
	Jul 1	Interest		5.00	
	Aug 1	Interest		5.00	
	Sep 1	Interest		5.00	
	Oct 1	Interest		5.00	
	Nov 1	Interest		5.00	
	Dec 1	Interest		5.00	
1891	Jan 1	Balance		100.00	
	Feb 1	Interest		5.00	
	Mar 1	Interest		5.00	
	Apr 1	Interest		5.00	
	May 1	Interest		5.00	
	Jun 1	Interest		5.00	
	Jul 1	Interest		5.00	
	Aug 1	Interest		5.00	
	Sep 1	Interest		5.00	
	Oct 1	Interest		5.00	
	Nov 1	Interest		5.00	
	Dec 1	Interest		5.00	



CAUSES of Death in 1942.


Disease	Male	Female
1. Typhoid & Paratyphoid Fevers	0	0
2. Cerebro-spinal Fever	1	0
3. Scarlet fever	1	0
4. Whooping Cough	0	0
5. Diphtheria	0	0
6. Tuberculous of Respiratory System	4	4
7. Other forms of Tuberculosis	1	2
8. Syphilitic Diseases	2	0
9. Influenza	2	3
10. Measles	0	0
11. Ac. Polio-myel : and Polio-enceph	0	0
12. Ac. inf. enc. eph	0	0
13. Cancer of b. cav. and oesoph(M) uterus (F)	3	2
14. Cancer of stomach and duodenum	4	2
15. Cancer of breast	0	3
16. Cancer of other sites	8	8
17. Diabetes	1	3
18. Intracranial vascular lesions	9	15
19. Heart Disease	34	39
20. Other diseases of circ. system	5	5
21. Bronchitis	13	6
22. Pneumonia	4	3
23. Other Respiratory diseases	3	1
24. Ulcer of stomach or duodenum	4	1
25. Diarrhoea under 2 years	1	0
26. Appendicitis	1	2
27. Other digestive diseases	2	2
28. Nephritis	4	2
29. Puer: and post-abortion: sepsis	0	0
30. Other maternal causes	0	1
31. Premature birth.	4	2
32. Con: mal: birth inj: infant dis.	4	3
33. Suicide	1	1
34. Road traffic acc.	2	2
35. Other violent causes	6	7
36. All other causes	13	16
<u>TOTALS.</u>	<u>137</u>	<u>135</u>

SECTION B GENERAL PROVISION OF HEALTH SERVICES FOR AREA.

No. changes have been made in the services provided in the area, under the following heads:-

- a). Laboratory facilities.
- b). Ambulance facilities.
- c). Nursing in the home.
- d). Treatment Centres and clinics.
- e). Hospitals: Public and Voluntary.





## SECTION C.

### SANITARY CIRCUMSTANCES OF THE YEAR.

During the year a large part of the staff's time was again employed in work directly attributable to the war.

#### AIR-RAID SHELTERS.

The provision of further air-raid protection was confined to the issue of "Morrison" Indoor Table Shelters.

The total protection now consists of:-

725 Anderson Steel Shelters, of which 525 are concreted.

24 Surface Brick-built Communal Shelters.

35 Surface Brick built Individual Shelters.

267 Baffle Walls.

264 Morrison Indoor Table Shelters.

#### WAR DAMAGED PROPERTY.

The repair of War Damaged property was the responsibility of the Public Health Dept. Damage was on a smaller scale. Only 5 were affected, one of which was totally destroyed. First aid repairs were executed promptly by the employment of local builders, and where necessary complete reinstatement was made good after.

#### PUBLIC CLEANSING.

The public cleansing service was augmented during the year by the purchase of a new lorry. This has enabled the work of refuse and salvage collection to be carried out efficiently throughout the whole district. The reduction of refuse tips to 3 in number and the consequent improvement in supervision and control has resulted in much better conditions on the tips. The value of salvage disposed of during the year amounted to £1935 and this figure is still being improved upon.

#### STATIC WATER SUPPLIES.

Emergency static water supplies for Fire Fighting were provided and these consist of:-


2 - 30,000 gallon sumps.

3 - 20,000 gallon circulars steel and concrete tanks.

8 - 10,000 gallon circular steel and concrete tanks.

A survey was made of the water supplies in the area, with a view to the provision of emergency drinking supplies in the event of a breakdown in the main supplies due to enemy action.

A scheme was formulated which provided for the ear marking of certain supplies and the provision of storage tanks, pumps & chemicals.





## Water.

(a).Particulars of new sources of Public Supply.... none.

(b).Measures taken for discovery of sources of contamination:-

18 samples were taken and submitted to bacteriological examination. These were obtained from 14 sources, 8 of which were reported as unsatisfactory.

### Action Taken:-

In all cases the source was wells , 2 of which were improved by cleaning out. In 5 cases the use of the wells was discontinued, and in one other case arrangements are being made for an extension of the water main.

(c).The water supply is unsatisfactory in quantity in the Northern part of the District (Berkeley,Hinton, Hamfallow, Alkington,Charfield,and Stone), and at Aust,Elberton, and Littleton in the South.

## DRAINAGE and Sewerage.

Particulars of Parishes where there is need for:-

1. A sewerage system: - Charfield and Hinton.
2. Improvements in existing sewerage :- Almondsbury and Olveston.

## Rivers and Streams.

Any action taken to check the pollution of rivers and streams:-

The periodical inspection of all temporary disposal works and the sampling of effluents.

## Closet Accommodation.

(a) Number of Earth Closets, pail closets or improved privies constructed... .. 4

(b) Number of replacements of earth closets,etc., by W.C's  
... .. 1

## Public Cleansing.

Refuse tips reduced in number to 3.


A contract has been entered into for the destruction of rats. Salvage of refuse continued in operation.

## SUMMARY OF SANITARY INSPECTOR'S VISITS AND NOTICES SERVED DURING THE YEAR.

### General Sanitation.

	<u>Number of Visits or Inspections.</u>
Water Supply.	80
Drainage.	263
Tents,Vans,and Sheds.	10
Bakehouses	32
Factories.	1
Public Conveniences	51
Refuse Collection.	211
Refuse Disposal.	120
Rats & Mice.	5
Smoke Abatement.	1
Miscellaneous Sanitary Visits	233
Re-visits.	15
Sewage Disposal	86
Schools.	1
Disinfestation for Bugs.	5
Vermineous Premises.	4





Visits.In Connection with New Houses.No. of Visits or  
Inspections.

Town Planning Visits.	17
Drainage.	-
Building Notices.	5
Council House Repairs.	273

Visits in connection with  
Erection of Shelters.

295

Static Water Supplies. For Fire Fighting. 97

Housing.Under Public Health Acts.

No. of Houses Inspected. 14

Visits paid to above houses. 35

Under Housing Acts.

No. of Houses Inspected. 2

Visits paid to above houses. 12

Overcrowding. 1

Visits Paid. 4

Miscellaneous Housing Visits. 27

War Damage Property.

31

Infectious Diseases

Enquiries in cases of I.D. 34

Visits re Disinfection. 38

Meat and Food Inspection.Inspection of Meat.

Visits to Slaughterhouses. 55

Visits to shops and stalls. 7

Visits to other Premises 18

Meat Inspection. 42

Visits to :-

Cowsheds. 209

Dairies and Milk shops. 8

Food Pre paring Premises 1

Miscellaneous Visits in connection with food 16.

Visits in connection with sampling.

Milk-Bacteriological. 26

Samples taken. 31

Notices Served.

No. of Informal Notices Served. 9

No. of Informal Notices complied with. 9

No. of Statutory Notices Served. -

No. of Statutory Notices Complied with. -

TOTAL VISITS.

2338

Sanitary Inspection of the Area.

(a) Inspections made... 615

(b) Nuisances discovered or reported (Total) 78

" " (Swine only) 2

(c) Complaints received ... 56

(d) Informal or preliminary notices sent. 9

(e) Statutory notices sent. ... -

(f) Nuisances abated during the year ... 79





(g) Summonses issued ...	...	...	8
(h) Convictions obtained	...	...	-

#### Shops and Offices.

Shops and Offices.	...	...	81
Number inspected	...	...	12
Number on inspections	...	...	20

No action was taken during the year under the provisions of the Shop Act, 1934, or under the Public Health Act 1936.

#### Camping Sites.

- (a) Number of Sites used for camping purposes during the year ... 11
- (b) Number of camping sites in respect of which licences have been issued under Section 269 of the Public Health Act 1936 ... 11
- (c) Estimated maximum number of campers resident in the area at one time during summer Seasons. 200

#### Smoke Abatement.

Observations made	...	...	1
Complaints received	...	...	1

#### Swimming Baths and Pools. As in 1939

Eradication of Bed Bugs.	<u>Council Houses.</u>	<u>Other Houses</u>
(a) Number of houses found to be infested.-	5	5
(b) Number of houses disinfested	-	5

#### Schools.

All Schools in the area were inspected.

#### SECTION D.

#### HOUSING.

##### 1. Inspection of Dwelling Houses during the Year.

- (a) (1) Inspection of dwelling houses inspected for housing defects (under Public Health or Housing Acts) 14
- (11) Number of Inspections made for this purpose. 35
- (b) (1) Number of houses included under above which were inspected under the Housing Consolidated Regulations 1925 & 1937 2.
- (11) Number of inspections made for this purpose. 12
- (c) Number of houses found to be in a state so dangerous or injurious to health, as to be unfit for human habitation. -
- (d) Number of houses, exclusive of those referred to under (c) found not to be in all respects reasonably fit for human habitation. ... 14



• • •

— 10 —

\*            \*                          \*            \*

       \*                          \*            \*

\*            \*                          \*            \*

• • • • •

4-4-2 7-4-2

*(continued)*

1997

2. Remedy of Defects during the year without service of formal Notices.

Number of defective houses rendered fit in consequence of informal action ... .. 14.

3. Action under Statutory Powers during the year.

(a) Proceedings under Housing Act 1936. 1

4. All New Houses.

(1) Total New Houses erected during the year (Council and private enterprise) -  
 (2) New Houses erected during the year with State Assistance under Housing Acts. ... .. -  
 (3) New Houses erected during the year. (without subsidy) ... .. -  
 (4) New Houses during the year proposed to be erected under Housing Acts but not yet built. -

SECTION E.

INSPECTION AND SUPERVISION OF FOOD.

(a) Milk Supply.

Number of Dairies and Cowshe.s inspected. 151.  
 Number of inspections ... .. 217

Action taken may be summarised as follows:-

(a) Cowsheds improved ... .. 24  
 (b) Dairies reconstructed 11  
 (c) New and improved yards. 6

(b) Meat and other Foods.

Carcasses Inspected and Condenned.

	Cattle (excl; cows)	Cows. Calves.	Sheep and Lambs.	Pigs.
Number killed not known	-	-	1-	Not Known.
Number inspected	-	-	1	296

THE UNIVERSITY OF CHICAGO

DEPARTMENT OF THE HISTORY OF ARTS

THE HISTORY OF ARTS

THE HISTORY OF ARTS

THE HISTORY OF ARTS

THE HISTORY OF ARTS

THE HISTORY OF ARTS

THE HISTORY OF ARTS

THE HISTORY OF ARTS

THE HISTORY OF ARTS

THE HISTORY OF ARTS

THE HISTORY OF ARTS

THE HISTORY OF ARTS

THE HISTORY OF ARTS

THE HISTORY OF ARTS

THE HISTORY OF ARTS

THE HISTORY OF ARTS

THE HISTORY OF ARTS

THE HISTORY OF ARTS

THE HISTORY OF ARTS

THE HISTORY OF ARTS

THE HISTORY OF ARTS

THE HISTORY OF ARTS

THE HISTORY OF ARTS

THE HISTORY OF ARTS

THE HISTORY OF ARTS

THE HISTORY OF ARTS

THE HISTORY OF ARTS

THE HISTORY OF ARTS

THE HISTORY OF ARTS

THE HISTORY OF ARTS

THE HISTORY OF ARTS



Carcasses Condemned .

	Cattle (excl: cows)	Cows,	Calves,	Sheep and Lambs,	Pigs.
All diseases except Tuberculosis:-					
Whole carcasses condemned.	-	-	-	-	-
Part of carcasses of which some part or organ was condemned.	-	4	-	1	3
Percentage of the number of carcasses inspected affected with diseases <u>other</u> <u>than</u> Tuberculosis	-	-	-	100%	1%

TUBERCULOSIS ONLY:-

Whole carcasses condemned	-	-	-	-	0
Carcasses of which some part or organ was condemned.	-	-	-	-	30
Number of carcasses inspected affected with Tuberculosis	-	-	-	-	10.13

Condemned Foods Register.

During the year the following weight of food was inspected and  
condemned:-

Meat. (Pigs only) Tuberculosis	373
" Other Diseases	260
333 tins & jars Various Foods.approx.weight	496
Other Foods.	113
	<hr/>
	1242 lbs.
	<hr/>



1907

1907

1907


1907

1907

SECTION F.

PREVALENCE OF, AND CONTROL OVER, INFECTIOUS AND OTHER  
DISEASES.


Diseases.	Total cases Notified.	Cases ad- mitted to Hospital.	Total Deaths.
Smallpox.	-	-	-
Scarlet Fever	25	3	1
Diphtheria	13	13	-
Puerperal Pyrexia	4	1	-
Pneumonia	36	2	7
Erysipelas	2	-	-
Dysentery.	48	48	-
Food Poisoning	-	-	-
Cerebro-spinal Meningitis	8	8	1
Measles	22	-	-
Whooping Cough	123	-	-
Ophthalmia Neon- atorum.	4	-	-
Typhoid Fever	-	-	-
Paratyphoid Fever	1	1	+



#### 4.3E GROUPS.

[illegible]





Notifications of Cerebro-spinal Fever.

Case. No.	Date of Notification.	Sex.	Age.	Parish.	Result.
1.	1.3. 43	F.	48	Berkeley.	Recovered.
2	18.3.43	M.	42	Almondsbury	"


Diphtheria Immunisation.

a. Number of pre-school children immunised	439
b. Number of school children immunised	810
c. Number of notifications ( children under the age of 15)	6
d. Number of children included in (c) who have received a complete course of immunisation.	<u>None.</u>
e. Number of deaths from Diphtheria	<u>None.</u>
f. Number of deaths included in (e) in which the child is known to have completed the course of immunisation not less than 12 weeks before the onset of the disease.	<u>None.</u>

Tuberculosis.

New Cases & Mortality during 1942.

Age Periods.	New Cases.				Deaths.			
	Respiratory.		Non- Respiratory.		Respiratory.		Non- Respiratory.	
	M.	F.	M.	F.	M.	F.	M.	F.
0	-	-	-	-	-	-	-	-
1	-	-	2	-	-	-	1	-
5	1	1	2	3	-	-	-	1
15	2	1	-	-	2	1	-	1
25	2	3	-	-	-	-	-	-
35	4	-	1	1	-	1	-	-
45	4	2	-	-	1	-	-	-
55	-	-	-	-	1	1	-	-
65 and upwards.	1	-	-	-	-	1	-	-
Totals.	14.	7	5	4	4	4	1	2





### SCABIES.

At no time during the year has Scabies been prevalent. However in January the District Council entered into an agreement with the Bristol Corporation whereby cases of Scabies are treated by the latter at a cost of 5/- per attendance at the clinic. Treatment usually necessitates baths on successive days & the charge is therefore 10/- per case. Doctors practising in the district were advised of the arrangement and 84 cases were referred for treatment.

Arrangements were also made for the disinfection of clothing and bedding after Scabies at the rate of 5/6 per hour (minimum charge 1/-) for collection, disinfection and return.

It is the duty of every citizen to  
be loyal to his country and to  
the Constitution. It is the duty  
of every citizen to be true to  
his principles and to his conscience.  
It is the duty of every citizen  
to be honest and to be just.  
It is the duty of every citizen  
to be brave and to be true.

It is the duty of every citizen  
to be loyal to his country and to  
the Constitution. It is the duty  
of every citizen to be true to  
his principles and to his conscience.  
It is the duty of every citizen  
to be honest and to be just.  
It is the duty of every citizen  
to be brave and to be true.