

[Report 1938] / Medical Officer of Health, Thornbury R.D.C.

Contributors

Thornbury (Gloucestershire, England). Rural District Council.

Publication/Creation

1938

Persistent URL

<https://wellcomecollection.org/works/ga8qux2t>

License and attribution

You have permission to make copies of this work under a Creative Commons, Attribution license.


This licence permits unrestricted use, distribution, and reproduction in any medium, provided the original author and source are credited. See the Legal Code for further information.

Image source should be attributed as specified in the full catalogue record. If no source is given the image should be attributed to Wellcome Collection.



Wellcome Collection
183 Euston Road
London NW1 2BE UK
T +44 (0)20 7611 8722
E library@wellcomecollection.org
<https://wellcomecollection.org>

LIBRARY



ANNUAL REPORT

OF THE

MEDICAL OFFICER OF HEALTH

FOR THE


RURAL DISTRICT OF
THORNBURY

FOR THE YEAR

1938

BRISTOL :

LODGE & SON, 43 WEST STREET.



ANNUAL REPORT

OF THE

MEDICAL OFFICER OF HEALTH


FOR THE

RURAL DISTRICT OF

THORNBURY

FOR THE YEAR

1938



THORNBURY RURAL DISTRICT COUNCIL.

ANNUAL REPORT

*Of the Medical Officer of Health
for 1938.*

Composition of District.

Towns of Thornbury and Berkeley.

Parishes, etc., of Aust, Alkington, Alveston, Almondsbury, Charfield, Falfield, Ham and Stone, Hamfallow, Hill, Hinton, Oldbury-on-Severn, Olveston, Redwick and Northwick, Rangeworthy, Tortworth, and Tytherington.

Chairman of Council—

S. J. SIMMONDS, Esq., J.P.,
Rangeworthy, Bristol.

Clerk to Council—

J. G. WICKS, Esq., *Solicitor*, Thornbury.

Medical Officer of Health—

Dr. T. RHIND, M.R.C.S., L.R.C.P., D.P.H.,
Alveston, Bristol.

Sanitary Inspector and Surveyor—

F. W. DAVIES, Esq., P.A.S.I., Mem. of Mun. & Cy. Engineers,
A.R.San.I.

Assistant Inspector—

Mr. R. HUNTINGTON, A.R.S.I.

Housing Surveyor's Assistant—

Mr. A. F. YOUNG.

Clerk—Mr. J. T. OVENS.

SECTION A.

STATISTICS AND SOCIAL CONDITIONS OF THE AREA.

Area (acres)	61,360
Population (Census 1931)	19,649
Population (Registrar General's estimate, mid-1938)	19,480
Number of inhabited houses (Census 1931)	5,032
Number of inhabited houses (end of 1938)...	6,121
Rateable Value	£89,277
Sum represented by a penny rate ...	£362

Extracts from Vital Statistics of the year.

	<i>Total.</i>	<i>Male.</i>	<i>Female.</i>
Live Births—			
Legitimate	337	173	164
Illegitimate	7	2	5
Birth Rate per 1,000 of the es- timated resident population=			
17.7			
Still Births :			
Legitimate	6	5	1
Illegitimate	0	0	0
Rate per 1,000 total (live and still) births = 17.1.			
Deaths	241	113	128
Comparability factor = 0.85.			
Death Rate per 1,000 of the esti- mated resident population= 10.5			
Number of Women dying in, or in con- sequence of, childbirth :			
Puerperal sepsis	2		
Other puerperal causes ...	1		
Rate per 1,000 total (live and still) births = 8.57.			
Deaths of Infants under 1 year of age ...	16	10	6

Death Rate of Infants under one year of age :

All infants per 1,000 live births	47
Legitimate infants per 1,000 legitimate live births	47
Illegitimate infants per 1,000 illegitimate live births	0
Deaths from Cancer (all ages)	23
„ „ Measles (all ages)	1
„ „ Whooping Cough (all ages)	0
„ „ Diarrhoea (under 2 years of age)	1

Table of Vital Statistics for the Years 1929 to 1938.

Year	Population estimated to middle of each year.	Deaths		Births		Deaths under 1 year of age	
		Number	Rate	Number	Rate	Number	Rate
1929	19,020	241	12·6	308	16·1	15	48
1930	19,020	214	11·2	314	16·5	10	35
1931	19,480	249	12·8	328	16·8	12	36
1932	19,630	236	12·1	300	15·3	13	43
1933	19,620	242	12·8	270	13·7	12	44
1934	19,700	226	11·4	293	14·8	9	30
1935	18,160	230	12·6	282	15·4	12	42
1936	18,370	251	13·6	274	14·9	7	25
1937	20,110	251	12·4	266	13·2	15	56
1938	19,480	241	10·5	344	17·7	16	47

**Birth-rates, Death-rates, Analysis of Mortality, Maternal Death-rates,
and Case-rates for certain Infectious Diseases in the year 1938.**

(England and Wales, London, 126 Great Towns, and
148 smaller Towns).

	Thornbury	England and Wales	126 County Boroughs and Great Towns including London	148 Smaller Towns (Resident Populations 25,000 to 50,000 at 1931 Census)	London Administra- tive County
	Rates per 1,000 Population.				
BIRTHS :					
Live	17·7	15·1	15·0	15·4	13·4
Still	0·31	0·60	0·65	0·60	0·48
DEATHS :					
All causes ...	10·5	11·6	11·7	11·0	11·4
Typhoid and Paratyphoid fevers } ...	0·00	0·00	0·00	0·00	0·00
Smallpox ...	0·00	0·00	0·00	0·00	0·00
Measles ...	0·05	0·04	0·05	0·03	0·06
Scarlet Fever ...	0·00	0·01	0·01	0·01	0·01
Whooping Cough	0·00	0·03	0·03	0·02	0·03
Diphtheria ...	0·00	0·07	0·07	0·06	0·05
Influenza ...	0·26	0·11	0·10	0·11	0·06
NOTIFICATIONS :					
Smallpox ...	0·00	0·00	0·00	0·00	...
Scarlet Fever ...	1·44	2·41	2·60	2·58	2·05
Diphtheria ...	0·77	1·58	1·85	1·53	1·90
Enteric Fever ...	0·00	0·03	0·03	0·04	0·05
Erysipelas ...	0·41	0·40	0·46	0·39	0·46
Pneumonia ...	1·44	1·10	1·28	0·98	0·98
	Rates per 1,000 Live Births.				
Deaths under 1 year of age ...	47	53	57	51	57
Deaths from Diarr- hoea and Enter- itis under 2 years of age	2·9	5·5	7·8	3·6	13·1

Causes of Death in 1938.

DISEASE.	Male	Female
1. Typhoid and Paratyphoid Fever
2. Measles	1
3. Scarlet Fever
4. Whooping Cough
5. Diphtheria
6. Influenza	2	3
7. Encephalitis lethargica	1	...
8. Cerebro-spinal fever
9. Tuberculosis of Respiratory system ...	3	3
10. Other Tuberculosis	1	...
11. Syphilis
12. G.P.I., tabes, etc.	1	...
13. Cancer	10	13
14. Diabetes	2	3
15. Cerebral haemorrhage, etc.	6	8
16. Heart disease	27	37
17. Aneurysm
18. Other circulatory diseases	2	9
19. Bronchitis	2	4
20. Pneumonia (all forms)	6	3
21. Other respiratory diseases	1	2
22. Peptic ulcer	4	1
23. Diarrhoea, under 2 years	1
24. Appendicitis	2
25. Cirrhosis of liver	1	1
26. Other liver diseases	4
27. Other digestive diseases	2	1
28. Acute and chronic nephritis	6	4
29. Puerperal sepsis	2
30. Other puerperal diseases	1
31. Congenital Debility, Premature Births	7	4
32. Senility	1	4
33. Suicide	2	...
34. Other violence	13	6
35. Other defined diseases	13	11
36. Ill defined or not known
TOTALS ...	113	128

SECTION B.

GENERAL PROVISION OF HEALTH SERVICES FOR THE AREA.

No changes have been made in the services provided in the area, under the following heads :—

- (a) Laboratory facilities.
- (b) Ambulance facilities.
- (c) Nursing in the Home.
- (d) Treatment Centres and Clinics.
- (e) Hospitals : Public and Voluntary.

SECTION C.

SANITARY CIRCUMSTANCES OF THE AREA.

Water.

- (a) Particulars of new sources of Public Supply... .. none
- (b) Particulars of extension of existing water mains :—
 Extension of main at Almondsbury (Woodhouse Down and Council Houses), and at Hallen to Council Houses.
- (c) Measures taken for discovery of sources of contamination :—
 40 samples from public wells taken and submitted to bacteriological examination. Officers of the West Gloucestershire Water Company take fortnightly samples of their supply.
- (d) Number of new connections with public supply ... 659
 —of which 563 were in the parish of Almondsbury, 40 in Thornbury, 15 in Redwick and Northwick and 13 in Cromhall.
- (e) The water supply is unsatisfactory in quantity in the Northern part of the district (Berkeley, Hinton, Hamfallow, Alkington, Charfield and Stone), and at Aust, Elberton, and Littleton in the South.

Drainage and Sewerage.

- (a) Particulars of new schemes completed during year ... none
- (b) Particulars of new works commenced during year :—
 Private disposal works for building estate development at Patchway.
- (c) Particulars of contemplated works :—
 Trunk Sewer in conjunction with Sodbury Rural District, and sewerage of Patchway area in the parish of Almondsbury.

Rivers and Streams.

Any action taken to check the pollution of rivers and streams in the area :—

One sample of water was taken from a rhine taking effluent from the Sewage Works, and it was found to be satisfactory.

Closet Accommodation.

(a) Number of earth closets, pail closets or improved privies constructed	40
(b) Number of replacements of Earth Closets, etc., by W.C's.	2

Public Cleansing.

Improvements in refuse collection and disposal have been effected during the year. Refuse in the whole of the District is now collected by the Council's own lorry and all tips have been taken over by the Council and controlled tipping methods are being put into practice.

Sanitary Inspection of the Area.

(a) Inspections made	112
(b) Nuisances discovered or reported (Total)	112
" " " (Swine only)	3
(c) Complaints received	56
(d) Informal or preliminary notices sent	21
(e) Statutory notices sent	1
(f) Nuisances abated	101
(g) Summonses issued	nil
(h) Convictions obtained	nil

Shops and Offices.

Shops and offices	75
Number inspected	19
Number of inspections	29

No action was taken during the year under the provisions of the Shops Act, 1934, or under the Public Health Act, 1936.

Camping Sites.

(a) Number of sites used for camping purposes during the year	15
(b) Number of camping sites in respect of which licences have been issued under Section 269 of the Public Health Act, 1936	15
(c) Estimated maximum number of campers resident in the area at one time during the summer season...						2,000

Smoke Abatement.

Observations made	2
Complaints received	0

Swimming Baths and Pools.

(a) Particulars of any swimming baths or pools open to the public, and action taken to ensure the satisfactory condition of the water :

(i) Publicly owned	none
(ii) Privately owned	3

Firleaze Hotel (Company's water) and Severn Beach Bathing Pool (River water) are periodically inspected by the Imperial Chemical Industries' representative. The Thornbury Bathing Pool (Stream water) is constantly visited. The water is passed through a sand filter.

Eradication of Bed Bugs.	<i>Council houses.</i>	<i>Other houses.</i>
(a) Number of houses found to be infested	0	1
(b) Number of houses disinfected	...	0
(c) Methods employed :—"Clymax Fluid."		1
(d) Methods employed for ensuring that the belongings of tenants are free from vermin before removal to Council Houses :—		
Inspection of premises made before removal.		

Schools.

All Schools in the area were inspected and unsatisfactory conditions found at two. These have been remedied by the installation of Company's water and modern drainage connected to main sewer.

SECTION D.**HOUSING.****1. Inspection of dwelling houses during the year.**

(a) (i) Total number of houses inspected for housing defects (under Public Health or Housing Acts)	43
(ii) Number of inspections made for this purpose	71
(b) (i) Number of houses included under above which were inspected under the Housing Consolidated Regulations 1925 and 1937	30
(ii) Number of inspections made for this purpose	45

(c) Number of houses found to be in a state so dangerous, or injurious to health, as to be unfit for human habitation	2
(d) Number of houses, exclusive of those referred to under (c) found not to be in all respects reasonably fit for human habitation	—	41
2. Remedy of Defects during the year without service of formal Notices.		
Number of defective houses rendered fit in consequence of informal action	42
3. Action under Statutory Powers during the year.		
<i>(a) Proceedings under Housing Act, 1936.</i>		
(1) Repairs—(Sec. 9, 10 and 16) :		
(a) Number of houses in respect of which notices were served requiring repairs	nil
(b) Number of houses rendered fit after service of formal Notices—		
By Owners	nil
By Local Authority in default of owners	nil
(2) Demolition (Secs. 11 and 13) :		
(a) Number of houses in respect of which Demolition Orders were made	nil
(a) Number of houses demolished in pursuance of Demolition Orders	nil
(3) Closure of portion of buildings (Sec. 12).		
(a) Number of separate tenements or underground rooms in respect of which Closing Orders have been made	nil
(b) Number of separate tenements or underground rooms in respect of which Closing Orders were determined, the tenement or room having been rendered fit	nil

PART III.

(Clearance, Re-development and Improvement Areas).

(1) Clearance Area Declarations made by Council	nil
(2) Clearance Orders submitted and awaiting confirmation by Minister	nil
(3) Clearance Orders submitted and rejected by Minister	nil

(4)	Clearance Orders submitted and confirmed by Minister	nil
(5)	Re-development Area Declarations made by Council	nil
(6)	Re-development Plans submitted, and awaiting confirmation by Minister	nil
(7)	Re-development Plans submitted and rejected by Minister	nil
(8)	Re-development Plans submitted and confirmed by Minister	nil
(9)	Improvement Area Declarations made by Council ...	nil
<i>(b) Proceedings under Public Health Acts.</i>		
(1)	Number of houses in respect of which notices were served requiring defects to be remedied	nil
(2)	Number of houses rendered fit after service of formal notices :—	
	(a) By Owners	nil
	(b) By Local Authority in default of owners ...	nil

4. Part IV.—Overcrowding.

(a)	(1) Number of dwellings overcrowded at the end of the year	14
	(2) Number of families living therein	14
	(3) Number of persons living therein	81
(b)	Number of new cases of overcrowding reported during the year	4
(c)	(1) Number of cases of overcrowding relieved during the year	21
	(2) Number of persons concerned in such cases	158
	<i>(Note.—Six further cases will be abated by middle of 1939).</i>	
(d)	Number and particulars of any cases in which houses again become overcrowded after steps had been taken for abatement	nil

5. Particulars relating specially to Agricultural Population.

Action under Housing Act, 1936.

(1)	Number of houses provided for members of agricultural population to relieve overcrowding, and subject to Ministry and County Council grants under Secs. 108 and 115 (3)	4
(2)	Number of houses provided for members of the agricultural population, exclusive of those for the relief of overcrowding, and subject to grant from County Council under Sec. 115 (2)	nil

Action under Housing of the Rural Workers Acts 1926 and 1931.

(1) Number of houses or other buildings dealt with by repair or conversion	1
(2) Number of repaired or reconstructed dwelling houses provided as a result of above action	3

6. All New Houses.

(1) Total New Houses erected during the year (Council and Private enterprise)	613
(2) New Houses erected during the year with State Assistance under Housing Acts :		
(a) By Local Authority	19
(b) By other bodies or persons	nil
(3) New Houses erected during the year (without Subsidy)		594
(4) New Houses during the year proposed to be erected under Housing Acts but not yet built	22

SECTION E.**INSPECTION AND SUPERVISION OF FOOD.****(a) Milk Supply.**

Number of Dairies and Cowsheds inspected	191
Number of Inspections	269

Informal notices setting out the requirements have been served, and as a result over 200 farms have improved the cowsheds and dairies.

(b) Meat and Other Foods.

Carcases Inspected and Condemned.

	Cattle exclud- ing Cows	Cows	Calves	Sheep and Lambs	Pigs
Number killed	not known.				
Number inspected	63	...	16	79	286
All diseases <i>except</i> Tuberculosis :—					
Whole carcasses condemned	4
Carcases of which some part or organ was condemned	1	2	5
Percentage of the number or carcasses inspected affected with diseases <i>other than</i> Tuberculosis	1.58	2.53	4.18
Tuberculosis only :—					
Whole carcasses condemned	2	4
Carcases of which some part or organ was condemned... ..	2	31
Percentage of the number inspected affected with tuberculosis	6.35	18.32

SECTION F.

PREVALENCE OF, AND CONTROL OVER, INFECTIOUS AND OTHER DISEASES.

DISEASES.	Total Cases notified.	Cases admitted to Hospital.	Total Deaths.
Smallpox
Scarlet Fever	28	9	...
Diphtheria	15	15	...
Enteric Fever (including paratyphoid)
Puerperal Pyrexia	7	3	2
Pneumonia	28	3	9
Erysipelas	8
Dysentery	7	7	...

Age Groups.

Disease.	Und'r 1 year	1-2	2-3	3-4	4-5	5- 10	10- 15	15- 20	20- 35	35- 45	45- 65	65 and over
Smallpox
Scarlet fever	3	1	13	5	1	4	...	1	...
Diphtheria	4	3	4	3	...	1	...
Enteric fever
Puerperal pyrexia	6	1
Pneumonia	1	2	6	2	1	4	4	6	2
Erysipelas	2	...	1	2	2	1	...
Dysentery	1	...	1	2	1	1	1

Diphtheria Immunisation.

(a) Number of pre-school children immunised 98

(b) Number of school children immunised... .. 189

Diphtheria prophylactic used—A.P.T. and T.A.F. of Messrs. Burroughs and Wellcome's manufacture.

Tuberculosis.*New Cases and Mortality during 1938.*

Age Periods.	New Cases				Deaths			
	Respiratory		Non-Respiratory		Respiratory		Non-Respiratory	
	M.	F.	M.	F.	M.	F.	M.	F.
0
1
5	1	1	4	1	...	1	...
15	1	1	2	...	2	...
25	1	3	1	2
35	3	2	...	1	1	1	...
45	1	1	2
55	2
65 and upwards
Totals ...	8	7	6	7	3	3	1	...

