

[Report 1945] / Medical Officer of Health, Tettenhall U.D.C.

Contributors

Tettenhall (England). Urban District Council.

Publication/Creation

1945

Persistent URL

<https://wellcomecollection.org/works/nz2vbhe9>

License and attribution


You have permission to make copies of this work under a Creative Commons, Attribution license.

This licence permits unrestricted use, distribution, and reproduction in any medium, provided the original author and source are credited. See the Legal Code for further information.

Image source should be attributed as specified in the full catalogue record. If no source is given the image should be attributed to Wellcome Collection.



Wellcome Collection
183 Euston Road
London NW1 2BE UK
T +44 (0)20 7611 8722
E library@wellcomecollection.org
<https://wellcomecollection.org>



URBAN DISTRICT OF TETTENHALL.




ANNUAL REPORT

of the

Medical Officer of Health

For 1945.




URBAN DISTRICT OF TETTENHALL.

ANNUAL REPORT

of the

Medical Officer of Health
For 1945.



Digitized by the Internet Archive
in 2018 with funding from
Wellcome Library

<https://archive.org/details/b30182311>

PUBLIC HEALTH OFFICERS OF THE LOCAL AUTHORITY.

Medical Officer of Health:

F. B. MACKENZIE, D.S.O., M.C., M.A., M.B., CH.B., D.P.H.

Sanitary Inspector:

F. E. SMALE, C.R. SAN.I., M.S.I.A.

Health Visitor:

M. G. WICKS, S.R.N., S.C.M., A.R. SAN.I.

STATISTICAL SUMMARY, 1945.

Area: 2,503 acres.

Population: 6,758 (estimated mid-year, 1945): 5,967 (census 1931).

Number of inhabited houses: 2,203.

Sum represented by a Penny Rate: £210.

Rateable Value: £50,745.

General Rate: 16/6 in the £.

Birth Rate: 18.3.

Death Rate: 10.5.

Infantile Death Rate per 1,000 births: 32.2.

Total Deaths from Diarrhoea: 1.

Deaths from Pulmonary Tuberculosis: 3

Deaths from other Tuberculous Diseases: 2

Tuberculosis Death Rate: Pulmonary, 0.44.

" " " Non-Pulmonary, 0.29.

THE MEDICAL OFFICER OF HEALTH'S REPORT FOR 1945.

To the Chairman and Members of the Tettenhall Urban District Council.

Gentlemen,

I have the honour to present my Annual Report for the year 1945 and do so in accordance with the requirements of the Ministry of Health as indicated in Circular 28/46.

The year saw the welcome cessation of hostilities on all fronts and naturally hopes were raised for an early return to full-time pre-war Public Health activities, particularly in the field of Housing. I make further observations on this subject in the body of my Report.

What remained of the year after the War ended did not give any time for positive results in local Public Health aspirations. The remaining time of the year would appear to have been employed in clearing the war time deck cargo that had necessarily to be carried. Offices and clinics have been restored to their pre-war condition and your Officers are back to their normal peace-time duties.

As a result of a war of such wide devastation with its resultant reduction of physical resistance in the inhabitants of many of the Continental areas the possibility of wide spread outbreaks of epidemic disease had to be borne in mind and the appropriate planning to meet such an eventuality should it threaten this country had to be considered. Fortunately no such epidemics have materialised such as the virulent and devastating pandemic outbreak of Influenza as followed the last war.

The Birth Rate for the year shows a decrease on the previous year, being 18.3 against 19.7 but is higher than the rate for England and Wales which is 16.1.

The Death Rate of 10.5 is higher than that of last year when it was 9.8 but is lower than that of England and Wales which is 11.4.

The Infantile Mortality Rate of 32.2 compares favourably with the rate for the country as a whole which is 46 per 1,000 live births.

The number of cases of Pulmonary Tuberculosis notified was 5 as against 2 in 1944.

Reference has been made to local aspirations. Amongst these I would not omit the representations you have made for the establishment of a local Maternity Home. I have at different times throughout the year reviewed the local situation and reported upon the various aspects of your representations. Pending the development of the envisaged National Health Services the present time is inopportune for any positive action in the matter.

Consideration has been given to the Ministry's Circular calling for the establishment of a Domestic Help Service.

As far as can be gathered from the District Nurses the incidence of chronic sick, aged and infirm in the district who are without friendly neighbours or relatives who can do shopping and essential household duties for them is negligible, no distressful cases having been brought to notice. The need for this service is therefore not apparent in your Urban District at the present time but if prevailing conditions should alter further consideration will certainly be given to the matter.

In the succeeding pages of my Report will be found under their appropriate sections, detailed information bearing on:—

- (a) Vital Statistics as affecting the Area.
- (b) General Provisions of Health Services in the Area.
- (c) Sanitary Circumstances of the Area.
- (d) Housing.
- (e) Inspection and Supervision of Food.
- (f) Prevalence of, and Control over, Infectious and other Diseases.

I wish to express my appreciation of the help and support given me by the Chairman and Members of the Health and Housing Committees.

The co-operation of the private practitioners is also much appreciated, and the willing and helpful assistance given me by brother officers of the Council is gratefully acknowledged.

I have the honour to be,

Your obedient Servant,

F. B. MACKENZIE,

Medical Officer of Health.

October, 1946.

VITAL STATISTICS,

		Total.	M.	F.	
Live Births	Legitimate	108	64	44	Birth Rate per 1,000 population, 18.3.
	Illegitimate	16	9	7	
Still Births	Legitimate	4	3	1	Rate per 1,000 total births, 31.2.
	Illegitimate	—	—	—	
Deaths	71			Rate per 1,000 population, 10.5.
Deaths from Puerperal Causes: 1.					
Death Rate of Infants under 1 year of age, per 1,000 live births:					
	Legitimate	32.2	
	Illegitimate	0.0	

Deaths from Cancer: 9.

.. .. Measles (all ages): Nil.

.. .. Whooping Cough (all ages): 1.

.. .. Diarrhoea (under 2 years of age): 1.

BIRTH RATES.

Year	TETTENHALL.		England and Wales. Birth Rate.
	No. of Births.	Birth Rate.	
1936	82	12.3	14.8
1937	96	14.4	14.9
1938	87	12.9	15.1
1939	109	16.3	15.0
1940	112	16.2	14.6
1941	112	15.3	14.2
1942	118	17.0	15.8
1943	131	19.2	16.5
1944	135	19.7	17.6
1945	124	18.3	16.1

DEATH RATES.

Year	TETTENHALL.		England and Wales. Death Rate.
	No. of Deaths.	Death Rate.	
1936	68	10.2	12.1
1937	70	10.5	12.4
1938	81	12.0	11.6
1939	68	10.2	12.1
1940	87	12.6	14.3
1941	89	12.2	12.9
1942	71	10.2	11.6
1943	76	11.2	12.1
1944	67	9.8	11.6
1945	71	10.5	11.4

CAUSES OF DEATH DURING THE YEAR 1945.

Causes of Death.						M.	F.
1	Typhoid and Paratyphoid Fevers	—	—
2	Cerebro-spinal Fever	—	—
3	Scarlet Fever	—	—
4	Whooping Cough	1	—
5	Diphtheria	—	—
6	Tuberculosis of respiratory system	1	2
7	Other forms of Tuberculosis	2	—
8	Syphilitic Diseases	—	—
9	Influenza	—	—
10	Measles	—	—
11	Acute Polio-Myelitis and Polio-Encephalitis	—	—
12	Acute Inf-Encephalitis	—	—
13	Cancer Buccal Cavity and Oesophagus (Males) and Uterus (Females)	—	—
14	Cancer of Stomach and Duodenum	—	1
15	Cancer of Breast	—	1
16	Cancer of other sites	6	1
17	Diabetes	—	—
18	Intra-Cranial Vascular Lesions	4	3
19	Heart Disease	9	16
20	Other Diseases of Circulatory System	—	—
21	Bronchitis	2	2
22	Pneumonia	3	1
23	Other Respiratory Diseases	—	—
24	Ulcer of Stomach or Duodenum	1	1
25	Diarrhoea (under 2 years)	1	—
26	Appendicitis	—	—
27	Other Digestive Diseases	1	1
28	Nephritis	—	—
29	Puerperal and Post-Abortion Sepsis	—	—
30	Other Maternal Causes	—	1
31	Premature Birth	—	—
32	Congenital Malformation, Birth Injuries and Infantile Diseases	1	—
33	Suicide	1	—
34	Road Traffic Accidents	—	—
35	Other Violent Causes	—	1
36	All Other Causes	1	6
Total						34	37
Deaths of Infants under 1 year—Total						4	—
Legitimate						4	—
Illegitimate						—	—

INFANTILE MORTALITY CASES.

Year	TETTENHALL			England and Wales.
	Births	Deaths	Rate per 1,000 births	Rate per 1,000 births
1936	82	5	61.0	59
1937	96	2	20.8	58
1938	87	3	34.5	53
1939	109	2	18.3	50
1940	112	5	44.6	55
1941	112	4	34.0	59
1942	118	2	17.0	49
1943	131	4	30.5	49
1944	135	2	14.8	46
1945	124	4	32.2	46

There was one death from Diarrhoea among children under 2 years of age.

GENERAL PROVISION OF HEALTH SERVICES IN THE AREA.

Infectious Diseases.

Provision for admission and treatment of such cases is made with the West Midlands Joint Hospital Board and accommodation would appear to be ample, no difficulty having been experienced in getting cases admitted.

Small Pox.

Arrangements for isolation and treatment are provided by the South Staffordshire Joint Small-Pox Hospital Board.

Tuberculosis.

Treatment is administered by the Staffordshire, Wolverhampton and Dudley Joint Board for Tuberculosis, Dispensaries being situate at Dudley and Wolverhampton and various Sanatoria are available.

Venereal Diseases.

Facilities for treatment are provided under the County Council scheme.

Maternity.

Under County arrangements Maternity Units are available at the Rosemary Ednam Maternity Home, Sedgley, and at Wordsley.

Midwives, Ante-Natal Clinics and Child Welfare.

The supervising and administering Authority is the County Council.

General Hospitals.

All such are situate outside the Urban District. They are the voluntary hospitals of Wolverhampton, Dudley and Birmingham. They are easily accessible and the facilities afforded are made full use of.

Ambulance Service.

Arrangements have been made with Wolverhampton to supply Ambulance Service in respect of medical and surgical cases and street accidents.

Maternity cases are dealt with under County Council arrangements.

Cases of infectious disease are removed by ambulance of the West Midlands Joint Hospital Board.

Laboratory Facilities.

Pathological and Bacteriological examinations and chemical analyses are made at the respective County Laboratories. The facilities so provided are in constant use by the local medical practitioners.

SANITARY CIRCUMSTANCES OF THE AREA.

Water Supply.

Tettenhall Urban District is within the statutory limits of supply of the Wolverhampton Corporation Water Undertaking. The sources of supply are deep boreholes and wells in the bunter beds of the new Red sandstone at Tettenhall, Cosford and Dimmingsdale, and the River Worfe at Cosford.

The borehole supplies are of great natural purity, but the river supply is treated in new purification works (set to work in 1941) where it is subjected to coagulation, flocculation, sedimentation and filtration. All the supplies are chlorinated.

I am indebted to Mr. B. L. McMillan, B.Sc., M.Inst.C.E., M.Inst., W.E., Water Engineer, Wolverhampton Corporation Water Undertaking, for the following report:—

“The water supplied by the Wolverhampton Corporation Water Undertaking is a mixture of waters from a number of sources of supply, and is supplied into the Tettenhall Urban District in various proportions according to the part of the district and varying circumstances obtaining from time to time. The number of analyses of treated water going into supply are taken at various convenient points, some at the works and some from the distribution system, and these are representative of water being supplied into Tettenhall Urban District. These figures are for the 12 months 1st January to 31st December, 1945:—

- (1) The supply of water to the Tettenhall area has been satisfactory both (a) in quality and (b) in quantity.
- (2) Bacteriological examinations are made of raw water and, where treatment is necessary, of the water going into supply. The following is a table of the number of bacteriological and chemical analyses made—

- (a) The number of Bacteriological Analyses made of raw water before treatment ... 56
 The number of Chemical Analyses made of raw water before treatment ... 6
- (b) Number of Bacteriological Analyses made of water going into supply ... 230
 Number of Chemical Analyses made of water going into supply ... 38
 The figures under Section (b) include 89 Bacteriological Analyses and 2 Chemical Analyses of water going into supply, where treatment was not necessary.
- With regard to results of analyses, three Bacteriological Reports and three Chemical Reports are given of samples taken at three separate points, one at the Wergs and two in Wolverhampton, which are also representative of water supplied into the Tettenhall Urban District, and are typical of results obtained.
- (3) The water supplied by the Wolverhampton Corporation Water Undertaking does not have a plumbo-solvent action.
- (4) Subsequent to treatment where necessary at the supply works, there has been no known contamination of the water going into supply.
- (5) There are only two wells in the area from which domestic water supply is obtained. Of the 2,203 houses in the district only eleven obtain their water from yard standpipes, the remainder have a direct supply to the house or to the wash-house.

Sample W34/45. Wolverhampton.

20th November, 1945.

Chemical Analysis.				Parts per 100,000.
Free and Saline Ammonia	0.0060
Albuminoid Ammonia	0.0032
Chlorine in Chlorides	3.70
Nitrogen in Nitrates and Nitrites	0.15
Oxygen absorbed from permanganate at 80°F. in				
4 hours	0.048
Total Solids dried at 100°C.	36.
Appearance	Bright and Clear.
Hardness	Temporary	10.0
	Permanent	11.2
	Total	21.2
pH value	7.48
Metals	Absent
Free Chlorine	0.02

Bacteriological Analysis.

Plate count reveals 0 organisms per c.cm.

Coli-aerogenes absent from 1 tube out of 1 of 50 c.cm.

Coli-aerogenes absent from 5 tubes out of 5 of 10 c.cm.

Coli-aerogenes absent from 5 tubes out of 5 of 1 c.cm.

Probable number of coli-aerogenes organisms contained in 100 c.cm. of the original water, 0.

Sample W33/45. Finchfield.

13th November, 1945.

Chemical Analysis.					Parts per 100,000
Free and Saline Ammonia	0.0000
Albuminoid Ammonia	0.0000
Chlorine in Chlorides	10.50
Nitrogen in Nitrates and Nitrites	Trace.
Oxygen absorbed from permanganate at 80°F. in					
4 hours	0.002
Total Solids dried at 100°C.	40.
Appearance	Bright, few small particles.
	Temporary	4.4
Hardness	Permanent	19.2
	Total	23.6
pH value	7.24
Free Chlorine	Absent
Metals	Absent

Bacteriological Analysis.

Plate count reveals 1 organism per c.cm.

Coli-aerogenes absent from 1 tube out of 1 of 50 c.cm.

Coli-aerogenes absent from 5 tubes out of 5 of 10 c.cm.

Coli-aerogenes absent from 5 tubes out of 5 of 1 c.cm.

Probable number of coli-aerogenes organisms contained in 100 c.cm. of the original water, 0.

Sample W32/45. Tettenhall.

6th November, 1945.

Chemical Analysis.					Parts per 100,000
Free and Saline Ammonia	0.0000
Albuminoid Ammonia	0.0064
Chlorine in Chlorides	4.00
Nitrogen in Nitrates and Nitrites	0.23
Oxygen absorbed from permanganate at 80°F in					
4 hours	0.077
Total Solids dried at 100°C.	36.
Appearance	Bright and Clear.
	Temporary	9.4
Hardness	Permanent	11.0
	Total	20.4
Metals	Absent
Free Chlorine	0.003
pH value	7.11

Bacteriological Analysis.

Plate count reveals 3 organisms per c.cm.

Coli-aerogenes absent from 1 tube out of 1 of 50 c.cm.

Coli-aerogenes absent from 5 tubes out of 5 of 10 c.cm.

Coli-aerogenes absent from 5 tubes out of 5 of 1 c.cm.

Probable number of coli-aerogenes organisms contained in 100 c.cm. of the original water, 0.

SEWERAGE AND SEWAGE DISPOSAL.

I am indebted to your Surveyor, Mr. J. W. Mason, M.Inst., M. & Cy.E., for the following report:—

Castlecroft Sewerage.

During the year the Council again approached the Ministry of Health for permission to sewer the Windmill Lane and Castlecroft Road Areas of their district. These efforts were successful and the Ministry's sanction to the contract was given in December. The work will be started early in 1946.

The work included in the contract provides for sewers in Castlecroft Road and Windmill Lane, and connecting up to the main Smestow Valley outfall sewer; this portion of the work will be in syphon.

Due to the difficulty in obtaining pumping machinery, the portion of the original scheme for the sewerage of Castlecroft Lane has been omitted.

Blackbrook Sewerage Farm.

The farm has been maintained in good condition during the past year, although due to the inclement weather difficulty was experienced in disposing of some of the accumulation of sludge.

Samples of water have been submitted regularly to the County Analyst for analysis and report and the results have been regularly reported to the monthly meeting of the Highways and Drainage Committee.

Public Cleansing.

In spite of labour and other difficulties encountered during the year a regular collection of house refuse has been maintained, alternating fortnightly with collection of salvage, for which the Council is still under direction from the Ministry of Supply to collect.

During the year, the Henwood Road tip was closed and a new tip opened at Boots Land in Compton. The Health Committee also considered the possibility of installing at some future date, destructor plant, but this was deferred for the time being.

Improved arrangements have been made for the disposal of fish and other offal which have proved successful.

HOUSING.

It is fully appreciated that, in view of the scarcity of and demand for housing accommodation at the present moment, the policy should be one of conservation as far as is compatible with health, and has been so. Only the intervention of war in 1939 and the stringency of the housing situation and the shortage of building material and labour since, have relieved many properties. It is now felt that, in the interest of the Public Health and the community the policy of conservation in respect of such properties can now no longer be considered nor appropriate action any longer postponed.

Progress, in relation to provision of new houses for the re-accommodation of families living in unfit houses and for the relief of over-crowding, like the rest of the country, suffered a severe set-back as a result of the war, and it can only be hoped that the start that has now been made in the preparation of sites for 36 prefabricated houses and 126 permanent houses will help considerably in ameliorating housing conditions in the coming year.

As no systematic survey of the district has been carried out since before the war, it is not possible to give figures of the number of cases of overcrowding, although there is no doubt that many cases do exist. This can only be ascertained by a systematic survey of the area.

The number of applications for houses to date is 410.

(a) Childless Couples	157
(b) Husband, wife and 1 child	152
" " " 2 children	71
" " " 3 children	18
" " " 4 children	12

The number of families still occupying houses now under Demolition Orders and awaiting re-accommodation, 2.

The number of Council Houses in the district, 136.

Points Scheme for Allocation of Houses.

The Housing Committee decided that the letting of Council Houses, both permanent and temporary should be subject to the following points system:—

1. Husband and wife, widow or widower 2 points.
2. Each child under 10 years ... 1 point.
3. Each child over 10 years where sex separation is necessary ... 2 points.
4. Residential qualifications (maximum 10 years) ... $\frac{1}{2}$ point per year.
5. Married couples in rooms ... 2 points.
6. Service men and women—

Home Service	1 point.
Overseas	1½ points.
7. Cases referred by Medical Officer of Health because of overcrowding or T.B. ... 2 points.
8. Widows of servicemen take their husband's points.

Total points allowed under 1, 2, 3, 4 and 5 are divided by number of rooms occupied by applicant.

PREVALENCE OF, AND CONTROL OVER, INFECTIOUS AND OTHER DISEASES.

The prevalence of notifiable diseases during the year shows an increase on last year, the number of notifications being 119 against 53 last year. This increase was mainly due to Measles.

Measles.

88 cases were notified, approximately eighteen times more than last year, and this is in keeping with the country as a whole where it was as much as fifteen times greater in the first and second quarters of the year. This wave of measles incidence would appear to be a biennial occurrence. There were no deaths.

Scarlet Fever.

Cases totalled 5, none of which were admitted to Hospital, home nursing being possible in all instances. There were no deaths.

Whooping Cough.

There were only 11 cases against 24 last year.

Diphtheria.

There were no cases against 1 last year.

Supplies of Diphtheria Antitoxin are always available by arrangement with a Wolverhampton Chemist.

Influenza.

There was no noteworthy incidence.

The incidence of other Infectious Diseases is shown in the appended table.

There were no admissions of Infectious Diseases to the West Midlands Joint Hospitals.

**Age-Groups of Infectious Cases (excluding Tuberculosis)
Notified in 1945.**

Disease	At all ages		Under 1 yr.	1 to 2 yrs.	2 to 3 yrs.	3 to 4 yrs.	4 to 5 yrs.	5 to 10 yrs.	10 to 15 yrs.	15 to 25 yrs.	25 to 45 yrs.	45 to 65 yrs.	65 yrs. and over
	M	F											
Scarlet Fever ...	3	2	—	1	—	—	—	2	—	—	2	—	—
Whooping Cough	6	5	—	—	6	1	1	2	1	—	—	—	—
Ac. Poliomyelitis	1	1	—	—	—	—	—	1	—	1	—	—	—
Measles ...	41	47	2	10	6	11	11	43	2	1	1	1	—
Ac. Pneumonia	5	6	—	—	—	1	—	1	2	—	2	4	1
Erysipelas ...	—	1	—	—	—	—	—	—	—	—	—	—	1
Ophthalmia Neonatorum	1	—	1	—	—	—	—	—	—	—	—	—	—
TOTAL	57	62	3	11	12	13	12	49	5	2	5	5	2

Swabs and Specimens submitted to the County Laboratory:—

Nose and Throat, 8, of which 1 showed Morphological Diphtheria Bacilli.

Scabies.

The prevalence of this disease as far as discovered would appear to be very slight.

Venereal Disease.

The incidence of this disease in the district as revealed by enquiry at the Clinic in Wolverhampton, would suggest that it is extremely low and that educational and propaganda campaigns are not without effect.

General Measures.

Surveillance of Small-Pox contacts on disembarkation from ships which had had a case on board during the voyage, and on return to their homes; and of those who have, of necessity, had to pass through Typhus infected areas, has been carried out as a routine precautionary measure.

School notifications of Infectious Disease are carefully scrutinised and made prompt use of for the purpose of guidance and localisation.

Schools are disinfected every holiday and when considered desirable. The opening wide of windows to ensure a free circulation of fresh air is also insisted upon during week-ends and holiday periods.

Terminal disinfection of premises and articles which have been exposed to infection is also carried out in all cases of Diphtheria, Scarlet Fever, Tuberculosis, Cancer and other cases of long standing disease.

Disinfection is by means of formaldehyde and disinfectant fluid.

Diphtheria Immunisation.

During the year 109 children received protective treatment.

Number of Children who have completed a full course of Immunisation at any time up to 31st December, 1945.

Age at 31/12/45 ...	Under 1	1	2	3	4	5 to 9	10 to 14	Total
i.e. Born in year ...	1945	1944	1943	1942	1941	1936 to 1940	1931 to 1935	Under 15
Number immunised ...	—	67	77	65	63	374	356	1,002
Estimated mid-year child population 1945			531			827		1,358

This would indicate that 51% of children under 5 years of age have received protective treatment and 88% of children over 5 years and under 15 years of age.

In terms of total child population under 15 years of age this would mean that 74% have received protective treatment. This percentage may possibly be slightly higher if those children who have been done by their own doctor under private arrangement are taken into account, but no statistical figures in this respect for the period under review are available.

Tuberculosis.

The number of new cases notified for the year was 5 pulmonary and 4 non-pulmonary as against 2 pulmonary and no non-pulmonary in 1944.

Age Periods.	New Cases.				Deaths.			
	Pulmonary.		Non-Pulmonary.		Pulmonary.		Non-Pulmonary.	
	M.	F.	M.	F.	M.	F.	M.	F.
Under 1 yr.	—	—	—	—	—	—	—	—
1 to 4 yrs.	—	—	—	—	—	—	—	—
5 to 9 yrs.	—	—	—	—	—	—	—	—
10 to 14 yrs.	—	—	—	1	—	—	—	—
15 to 19 yrs.	—	—	—	—	—	—	—	—
20 to 24 yrs.	—	—	2	—	—	—	1	—
25 to 34 yrs.	—	1	—	—	—	1	—	—
35 to 44 yrs.	—	—	1	—	—	—	—	—
45 to 54 yrs.	—	1	—	—	—	1	—	—
55 to 64 yrs.	2	—	—	—	2	—	—	—
65 yrs. and over	1	—	—	—	—	—	—	—
Totals	3	2	3	1	2	2	1	—

Yearly Figures for the Last Decade.

Year.	New Cases.		Deaths.	
	Pulmonary.	Non-Pulmonary.	Pulmonary.	Non-Pulmonary.
1936	4	2	2	1
1937	6	1	2	—
1938	6	2	2	—
1939	4	—	4	—
1940	2	5	4	1
1941	3	1	2	1
1942	6	—	3	—
1943	2	—	1	—
1944	2	—	2	—
1945	5	4	4	1

ANNUAL REPORT OF SANITARY INSPECTOR.

Details of inspections of dwelling houses and other premises including food premises will be found in succeeding paragraphs of the report.

It can be said that the essential sanitary services were maintained during the year. There was no improvement over last year in getting repair work carried out to dwelling houses in the district, and my observations contained in last year's annual report on this subject apply equally, if not more so, this year.

Evacuation.

All but a small number of evacuees returned home in June under Government arrangements. The few who remained have now become permanent residents of the district.

Rodent Control.

During the year 20 small infestations were located and in 9 cases disinfestation was carried out at the occupier's cost. 37 premises, mainly dwelling houses, were involved and a total kill of 211 rats was recorded.

The only major infestation found was at the Council's Tip. Three treatments were carried out (one by gas only, 1 by gas and poison and 1 by poison only) and a total kill of approximately 680 rats obtained. The tip was reasonably free from rats at the end of the year.

The grand total of rats killed was 991.

Rodent work was hampered during the last 6 months of the year due to the inability to replace the part-time rodent operator who had resigned.

Shops.

The Council is the responsible authority under the Shops Act, 1912—38 under delegated powers from the Staffordshire County Council, and your Sanitary Inspector is the Shops Acts Inspector.

17 inspections of shops were carried out. A general notice setting out the provisions of the various Shops Acts and Regulations was sent to the occupiers of shops in the area for their information and guidance.

Closing hours were again altered during the winter months.

Vermin.

One bedroom of a house was successfully treated for bug infestation. This was the only case reported of infestation by bugs.

INSPECTION AND SUPERVISION OF FOOD.**(a) Milk Supply.**

The following summary shows the number of registered purveyors and producers of milk on the 31st December, 1945:—

Number of Registered Producers	10
" " " Wholesale Purveyors	4
" " " Retail Purveyors of—				
	(a) loose and/or bottled milk			16
	(b) bottled milk from shops			
	or rounds	19
Number of Cowkeepers	10
" " Registered Dairy Premises	14
" " Inspections of Cowsheds	67
" " Inspections of Dairies and Milkshops	74

The cowsheds are maintained in a clean condition and it was not found necessary to send any warning letters to farmers concerning accumulations of manure or failure to cleanse the walls and floors of cowsheds.

No further action under the statutes was found necessary.

(b) Meat and Other Foods.

Licences in respect of the four private slaughterhouses continue to be granted or renewed every six months under the same conditions as when the licences were first issued under the Food and Drugs Act, 1938.

No complaints as to the quality of the meat supply of the district were received although the conditions under which meat and offal are transported to the local butchers is not satisfactory.

62 inspections of butchers shops and other premises for the purpose of meat and food inspection were made. Four inspections of slaughterhouses revealed no evidence of illicit slaughtering.

During the year the following articles of food were surrendered and destroyed as being unfit for human food.

4½-lbs. Ham.
36-lbs. Rabbits.
3½-lbs. Beef.
36½-lbs. Butter.
6-lbs. Tinned meats—6 tins.
6 tins of various tinned foods.

No statutory action under the Food and Drugs Act, 1938, was necessary.

Slaughter of Animals Act, 1933.

The number of slaughterman's licences in force at the 31st December, 1945, was four, the same as last year.

(c) Adulteration, Etc.

The County Council is the responsible Authority.

(d) Chemical and Bacteriological Examination of Food.

The County Council is the responsible Authority.

FOOD AND DRUGS ACT, 1938.

I am indebted to Mr. T. H. Jenkins, Senior District Inspector, for the following report:—

**Details of Samples of Milk and General Foods
taken during 1945.**

Article of Food.	Number of Samples.	Genuine.	Adulterated.
Milk	18	17	1
General Foods ...	10	10	—

One sample of milk was very slightly below standard due to natural causes.

MILK AND DAIRIES ACTS AND ORDERS.

The following table gives details of samples of milk taken in this district during the year and submitted to either bacteriological and/or biological examination:—

Designation.	No. of samples submitted	Cleanliness.		Phosphatase.		T.B.
		Satis.	Unsatis.	Passed	Failed	
Non-designated	12	10	2	—	—	—
Accredited ...	1	1	—	—	—	—
Pasteurised ...	2	1	1	2	—	—
Sterilized ...	2	2	—	2	—	—
T.T. Pasteurised	1	1	—	1	—	—

Two samples of non-designated, two pasteurised, two sterilized and one tuberculin tested pasteurised were not submitted to the biological test.

A steady improvement is recorded in the above figures, only 17% of non-designated samples being unsatisfactory from the cleanliness point of view as against 29% last year. Out of 18 samples submitted only 17% were unsatisfactory as compared with 24% last year.

It is noteworthy that again no samples contained tubercle bacilli.

One report of an unsatisfactory sample taken in this area was referred by the County Authority to the Medical Officer of Health of a neighbouring Local Authority as the sample was bottled at a Dairy in the latter area.

MILK (SPECIAL DESIGNATIONS) ORDERS, 1936—46.

The following table gives details of licences in force on 31st December, 1945:—

Designation of Milk.	Producer.	Dealer.	Supplementary Licenses.	TOTAL
Tuberculin Tested	—	—	3	3
Accredited	1	1	2	4
Pasteurised	—	—	4	4
TOTAL				11

The figures are the same as for last year.

No contraventions of the Orders were found.

Details of inspections of registered premises will be found in a preceding paragraph.

GENERAL SANITARY INSPECTION WORK.

Details of the inspection work carried out during the year are given in the following table:

Summary of Routine Inspection Work of Sanitary Inspector.

PREMISES INSPECTED.	No. of Inspections
COWSHEDS	67
DAIRIES, Etc.	74
BAKEHOUSES	9
BUTCHERS' SHOPS	59
SLAUGHTERHOUSES	4
FOOD PREPARATION PREMISES	6
FACTORIES	32
SHOPS	17
SCHOOLS	6
TENTS, VANS, SHEDS, Etc.	5
STABLES AND PIGGERIES	25
Re WATER SUPPLY	11
Re DRAINAGE	172
Re DUSTBINS AND REFUSE DISPOSAL	203
Re RATS AND MICE DESTRUCTION	121
Re INFECTIOUS DISEASES	79
MISCELLANEOUS SANITARY VISITS	24
MISCELLANEOUS OTHER VISITS	42
MISCELLANEOUS FOOD VISITS	16
EVACUATION ENQUIRIES AND VISITS	266
DWELLING HOUSES :	
UNDER PUBLIC HEALTH ACTS	88
Re INSPECTIONS	197
UNDER HOUSING ACTS	64
Re INSPECTIONS	18
FOR OVERCROWDING UNDER HOUSING ACTS	7
VERMINOUS PREMISES	1
MISCELLANEOUS HOUSING VISITS	48
TOTAL	1,661

NOTICES SERVED DURING THE YEAR.

Form of Notices.	No. Served	Premises	Defects
Informal :			
(a) General Sanitary Defects	34	58	104
(b) Others	36	65	66
TOTAL	70	123	170
Statutory :			
(a) Sanitary Defects ...	12	20	56
(b) Others	1	1	1
TOTAL	13	21	57

A total of 227 improvements to dwelling houses and other premises were effected during the year.



