

[Report 1972] / Medical Officer of Health, Swadlincote U.D.C.

Contributors

Swadlincote (England). Urban District Council.

Publication/Creation

1972

Persistent URL

<https://wellcomecollection.org/works/v8mbkxkh>

License and attribution

You have permission to make copies of this work under a Creative Commons, Attribution license.

This licence permits unrestricted use, distribution, and reproduction in any medium, provided the original author and source are credited. See the Legal Code for further information.

Image source should be attributed as specified in the full catalogue record. If no source is given the image should be attributed to Wellcome Collection.



Wellcome Collection
183 Euston Road
London NW1 2BE UK
T +44 (0)20 7611 8722
E library@wellcomecollection.org
<https://wellcomecollection.org>



SWADLINCOTE URBAN DISTRICT COUNCIL

ANNUAL REPORT

OF THE

MEDICAL OFFICER OF HEALTH

AND THE

PUBLIC HEALTH INSPECTOR

FOR

THE YEAR 1972



SWADLINCOTE URBAN DISTRICT COUNCIL

Public Health Department

Medical Officer of Health
Mr. A. HUGHES, B.A., M.B., D.P.H.

SWADLINCOTE URBAN DISTRICT COUNCIL

Senior Public Health Inspector and Housing Officer

ANNUAL REPORT

(To July 31st 1972)

Public Health Inspector
(Also Housing Officer)

OF THE

SWADLINCOTE

(From 1st August 1971)

MEDICAL OFFICER OF HEALTH

Additional Public Health

Inspector Mr. A. HUGHES

(To July 31st 1972)

Senior Clerk AND THE

Clerical Assistant Mrs. F. SMITH

Technical Assistant

PUBLIC HEALTH INSPECTOR

FOR

SWADLINCOTE URBAN DISTRICT COUNCIL

(To 31st April, 1973)

THE YEAR 1972

Committee: J. SHERRIN, A. G. SMITH, W. C. HARRIS, A. J. E.,
R. HARRIS, M. HARRIS, A. G. HARRIS, J. C. HARRIS, M. HARRIS,
K. HARRIS, A. J. HARRIS, W. HARRIS, J. HARRIS, J. J. HARRIS,
V. HARRIS, R. HARRIS, S. HARRIS

SWADLINCOTE URBAN DISTRICT COUNCIL


ANNUAL REPORT



OF THE



Digitized by the Internet Archive
in 2018 with funding from
Wellcome Library



THE YEAR 1975

PUBLIC HEALTH DEPARTMENT

Medical Officer of Health

ALAN F. CROWLEY, M.A., M.B., D.P.H.

Senior Public Health Inspector and Housing Officer

(Also Inspector under the Shops Act)

DAVID HENRY BRADBURY, D.P.A., M.A.P.H.I.

(To July 31st 1972)

Public Health Inspector
(Also Inspector under the Shops Act)

BRIAN GOTOBED

(From 1st August 1972)

Additional Public Health

Inspector MR. B. GOTOBED
(To July 31st 1972)

Senior Clerk MR. A. JAMES

Clerical Assistant.. .. MRS. V. DENNIS

Technical Assistant
(Smoke Control) MR. P. H. MOUNTSER

Rodent Operator MR. H. FRIEND

MEMBERS OF THE COUNCIL

(Up to April, 1973)

Chairman: COUNCILLOR A. WHITTAKER

Vice-Chairman: COUNCILLOR W. HEAPE

Councillors: J. STRETTON, T. H. EDWARDS, G.C. HOLMES, M.B.E.,
R. MARCER, A. WEBSTER, J.B. TAYLOR, J. C. MOULSON, H. ROBERTS,
W. DUNN, A.J. HOUGH, W. LORD, J.W. MILLER, J. J. WHITE,
W. FLOWERS, R. NUTT, C. DENNIS

DERBYSHIRE COUNTY COUNCIL CLINICS

DERBY

Ante-Natal and

Cytology Clinics

County Clinic,
Cathedral Road,
Derby.

First and third Friday 9.00 a.m. to
12.30 p.m. and 2nd, 3rd, 4th and 5th
Tuesday, 9.00 a.m. to 12.30 p.m. Doctor
attends each Session.

Child Guidance Clinic

County Clinic,
Cathedral Road,
Derby.

By appointment.

Speech Therapy Clinic

County Clinic,
Cathedral Road,
Derby.

By appointment.

Dental Treatment

County Clinic,
Cathedral Road,
Derby.

By appointment.

Chiropody Clinic

County Clinic,
Cathedral Road,
Derby.

Alternate Thursday a.m. By appointment.

Yellow Fever

County Clinic,
Cathedral Road,
Derby.

Each Monday morning. By appointment.
(For certain travellers abroad only).

SWADLINCOTE, COUNTY COUNCIL CLINIC, CIVIC CENTRE

Child Guidance

By appointment.

Chiropody Clinic

Wednesday and Friday a.m. By appointment.
Fourth Tuesday and 4th Thursday p.m. in
each month. By appointment.

Cytology Clinic

First Tuesday in each month 9.00 a.m.
to 12.30 p.m.

Dental Treatment

By appointment.

Eye Clinic

Fourth Thursday p.m. in each month. By
appointment.

Infant Welfare Centre

Every Monday 9.00 a.m. to 12.30 p.m.,
and 1.30 to 4.15 p.m.

Minor Ailment Clinic

Second and fourth Wednesdays 9.00 a.m.
to 10.00 a.m.

Mothercraft Relaxation

Thursday a.m.

Psychiatric Clinic

First Tuesday in each month p.m.

Speech Therapy

By appointment.

CHEST CLINICS

BURTON UPON TRENT

The Chest Clinic,
Burton District Hospital Centre,
Outwoods Branch,
Belvedere Road,
Burton upon Trent.

Monday 1.30 p.m. to 3.00 p.m.
Wednesday 1.30 p.m. to 3.00 p.m.
Friday 9.00 a.m. to 10.00 a.m.

Tel. No. Burton 66333.

Contact Clinics are held on alternate
Tuesdays from 9.00 a.m. to 10.00 a.m.

B.C.G. Clinics are held on Friday
of the same week as the Contact
Clinic from 10.45 a.m.

BY APPOINTMENT ONLY AT ALL SESSIONS.

DERBY

The Chest Clinic,
Green Lane,
Derby.

Sessions daily, Monday to Friday.

Tel. No. Derby 40366.

BY APPOINTMENT ONLY AT ALL SESSIONS.

IMMUNISATION AGAINST DIPHTHERIA,

PERTUSSIS, TETANUS, POLIOMYELITIS AND MEASLES

Facilities for immunisation are available on request, when the
Doctor is in attendance at Infant Welfare Centres and Minor Ailment
Clinics.

REPAIRS OR REPLACEMENT OF GLASSES

FOR SCHOOL CHILDREN

The necessary form may be obtained, on request, from the Principal
School Medical Officer of Health, County Offices, MATLOCK, Derbyshire,
DE4 3AG, or from the School Medical Officers.

WELFARE FOOD DISTRIBUTION CENTRES

Burton Co-op Society
Church Gresley.

Shop hours.

County Clinic,
Cathedral Road,
Derby.

Monday, Tuesday, Wednesday,
Thursday and Friday, 9.00 am. to
12 noon. Saturday 9.00 a.m to 12
noon.

Burton Co-op Society,
High Street,
Newhall.

Shop hours.

County Clinic,
Civic Centre,
Swadlincote.

Monday, Tuesday and Friday 9.15 a.m
to 12.30 p.m and 1.30 p.m to 5.00 p.m

Burton Co-op Society,
Fiveways,
Woodville.

Shop hours.

Mrs. Lunn,
Eureka Road,
Midway.

Shop hours.

To the Chairman and Members of the
Swadlincote Urban District Council.

MR. CHAIRMAN AND GENTLEMEN,

I have the honour to present my Annual Report on the Health and Sanitary circumstances of the district for the year 1972.

Introduction:

This report concerns the Public Health of the district during 1972. It happens that all the Health Statistics relating to any year do not normally become available until well into the following year. This is why the Annual Report of the Medical Officer of Health does not reach the printers until well into the year after that with which the Report is concerned. This delay is regrettable, but in all the circumstances it is inevitable.

In presenting this Report I must point out that the Swadlincote Urban District Council will cease to exist as from March, 1974. At that time it will be replaced by the South Derbyshire District Council, which indeed has already been elected. This new Authority will have new powers and duties and will have jurisdiction over a much larger area and population. From my previous remarks it will follow that unless special arrangements are made, it will not be possible to produce a comprehensive Annual Report for the year 1973 before the Council ceases to exist. If this is so, then you have before you the last complete Report on the Public Health of Swadlincote.

I would like, therefore, to take this opportunity to say a few words that might not normally come within the compass of the Medical Officer of Health's Annual Report. During my years of service here, I have been much impressed by the enormous trouble taken by members of the Health Committee in the cause of Public Health and well-being, but it is above all the spirit of kindness and tolerance which is so evident in their dealing with constituents and officers alike which to me means more than anything. If the new Authority can continue the splendid tradition, then all will be well.

As Medical Officer of Health, of course, my job will disappear with the new changes. It is only right therefore that I should thank the Chairman and all the members of the Health Committee for their guidance, help and tolerance shown to me as an officer during my period at Swadlincote. If I have failed in any way, this has not been due to lack of support.

May I say too, how much I owe to my fellow officers and colleagues in all departments. It has been a great pleasure to work with colleagues whose friendly help and co-operation was never withheld. This attitude must be a tradition of Local Government and long may it continue.

VITAL STATISTICS

These statistics relate to the population - the births and deaths of the district as collected during the year. Vital statistics are of prime importance in assessing the health and viability of a community. Below will be found some comments on the more important statistics, whilst a more complete account will be found in the body of the Report.

POPULATION

The Registrar General's estimated mid-year population for the year 1972 was 20,500. This compares with 20,225 in 1971, an increase of 275. This is satisfactory and means the Swadlincote population is now estimated to be higher than it has been for over 20 years.

BIRTH RATE

There were 328 live births during the year compared with 343 for the previous year. This gives a birth rate of 16.0 compared with 18.1 for last year. There is a slight drop here but the figure is still very satisfactory.

DEATH RATE

During 1972 there were 271 deaths. The previous year had 282 deaths. The death rate for 1972 was 14.0 (1971 - 15.2). This compares with the figure of 12.1 for England and Wales 1972.

INFANT MORTALITY RATE = (Deaths of infants under 1 year per 1,000 births).

There were 6 deaths of infants under 1 year of age in 1972. The infant mortality rate was 18. This compares with 15 for 1971 and 17 for England and Wales 1972.

MATERNAL MORTALITY - Nil.

CAUSE OF DEATH

During 1972 there were 271 deaths. Of these 194 took place at the age of 65 and over.

Using a rough classification of diseases it is possible to identify the main causes of death. During 1972 most deaths were due to three main causes:-

I Diseases of the Heart and Circulatory System(including Strokes)	147
II Malignant Diseases (Carcinoma of Lung and Bronchus 13)	49
III Respiratory Diseases	48

N.B. A glance at the graphs on other pages shows the incidence of certain named diseases over the last 8 years. These graphs are interesting as they may show a trend over the years.

INFECTIOUS DISEASES

Tuberculosis: Two cases of respiratory T.B. were notified during 1972. There were two deaths from the disease. A man aged 45+ and a woman 65+. All cases of T.B. are fully investigated from the Public Health point of view. Contacts are traced to exclude T.B. and all steps are taken to prevent further spread of the disease. The Hospital Service, G.P.s and the Local Authority Health Departments co-operate in these efforts.

OTHER NOTIFIABLE DISEASES

Measles: There were 113 cases notified during the year - slightly more than in 1971. All those affected were children and there was no serious illness involved. There is a vaccine now available which prevents this illness and it is hoped that as time goes on measles will become a rare disease.
Scarlet Fever: One case was notified during the year, this was in a child aged 7. This illness is nowadays often mild, consisting only of a sore throat, slight temperature and a rash. However since the organism causing the disease can produce a form of food poisoning, care must be taken to exclude cases and carriers from work entailing contact with food. Thus all notifications of the illness are followed up to ensure that food handlers are not involved.

INFLUENZA VACCINE

The Swadlincote U.D.C. decided to offer this vaccination to members and employees of the Council in the autumn of 1972.

DEPARTMENTAL CHANGES

Owing to the death of Mr. Bradbury in July, the post of Public Health Inspector became vacant. Mr. B. Gotobed, Additional Public Health Inspector, at the time was promoted to fill the vacancy. Congratulations and best wishes of all in the Department go with Mr. Gotobed in his new appointment.

Within the Report there is a list of County Council Clinics and a Table showing immunisations against diphtheria, for which I am indebted to Dr. A.H. Snaith, County Medical Officer of Health.

It is a pleasure to take this opportunity of thanking the Chairman and Members of the Council, Clerk of the Council, the Treasurer, Engineer and Surveyor, General Practitioners, Health Visitors and all the Staff of the Public Health Department, especially the Public Health Inspector, without whose efforts this Department could not function properly.

I am,

Your obedient Servant,
ALAN CROWLEY.

Medical Officer of Health.

RISK RATE

HOME SAFETY JOINS ROAD SAFETY

For many years now the Swadlincote Home Safety Committee has met at intervals to consider, discuss and promote all aspects of Home Safety. At these meetings dangers lurking in the home and family environment have been analysed and appropriate action has been taken to minimise dangers. Such action might entail bringing an appropriate resolution before the Area No.4 Group Meeting so that the matter could be brought to the notice of the Royal Society for Prevention of Accidents in London. Again a local campaign could be put in train or propaganda could be aimed at all and sundry. Sometimes those at special risk such as children, old people or the handicapped might be picked out for special treatment as occasion demanded. Councillors, Local Government Officers, Teachers, Representatives of Special Civic Bodies and the public at large are all invited to take part in this exercise.

During 1972 the Home Safety Committee were impressed with the argument that Home Accidents were but part of a larger whole. Accidents of all kinds within the home or away from it have much in common. Indeed most accidents could be prevented or avoided with reasonable forethought. However the inexperienced child or the handicapped adult may not be in a position to provide this forethought. The same applies to accidents at work and on the road. Forethought and care will avoid many such accidents. But again haste, anxiety, tensions and other handicaps can and do eliminate this forethought.

In other words, although the details are often different, the root cause of accidents is often the same. It seemed therefore appropriate that the two Committees in Swadlincote which deal with accidents should amalgamate. In this way one meeting would do instead of two and the expertise of each discipline could help promote the aims of the other.

And so in June 1972 the Home Safety Committee joined with the Road Safety Committee to form the "Accident Prevention Committee". This one Committee deals with most aspects of accident prevention and since its inception it has met regularly to promote the aims of us all - accident prevention in relation to a normal healthy society. That is to say each one of us should be spared from an environment which is far too dangerous for our state of health.

STATISTICAL SUMMARY

Area of District in Acres (inclusive of water)	3,754
Number of inhabited houses (estimated)	7,500
Sum represented by a 1p rate (estimated)	£6,000
Rateable value (at 1/4/72)	£636,777
Population (Census) 1931	20,604
Population (Census) 1951	20,909
Population (Census) 1961	19,221
Population (Census) 1971	20,225
Population Registrar General's Estimate 1972	20,500

EXTRACTS FROM VITAL STATISTICS

Live Births

	Total	M.	F.
Legitimate	301	147	154
Illegitimate	27	12	15

328 159 169

Live Birth Rate per 1,000 of the estimated resident population.

Crude 16.0
Corrected .. 16.0

Still Births

Legitimate	8	5	3
Illegitimate	1	-	1

(Rate per 1,000 live and still births) .. 27

Deaths (all ages) 271 .. 157 .. 114

(Death rate per 1,000 of the estimated resident population

Crude .. 13.2
Corrected .. 14.0)

In ascertaining the corrected rates the following comparability factors were used:-

Births	1.00
Deaths	1.06

MATERNAL MORTALITY

Deaths

Pregnancy, childbirth, Rate per 1,000 (live and still
abortion Nil Births) .. Nil

INFANT MORTALITY

<u>Deaths of Infants under one year</u>	M.	F.
Legitimate	3	3
Illegitimate	-	-

Death rate of Infants under one year of age

All infants per 1,000 live births 18
Legitimate infants per 1,000 legitimate live
births .. 20
Illegitimate infants per 1,000 illegitimate
live births .. Nil

NEONATAL MORTALITY

<u>Deaths of Infants under four weeks</u>	M.	F.
Legitimate	3	3
Illegitimate	-	-

Death rate of Infants under four weeks of age

All infants per 1,000 live births 18
Legitimate infants per 1,000 legitimate live
births .. 20
Illegitimate infants per 1,000 illegitimate
live births .. Nil.

EARLY NEONATAL MORTALITY

<u>Deaths of Infants under one week</u>	M.	F.
Legitimate	3	2
Illegitimate	-	-
 <u>Death rate of Infants under one week of age</u>		
All infants per 1,000 live births	15	
Legitimate infants per 1,000 legitimate live births ..	16.6	
Illegitimate infants per 1,000 illegitimate live births..	-	

PERINATAL MORTALITY

Stillbirths and Deaths under one week combined

	M.	F.	Total
Legitimate	8	5	13
Illegitimate	-	1	1
	<hr/>	<hr/>	<hr/>
	8	6	14

Rate per 1,000 Live and Stillbirths	42
Deaths from Measles (All ages)	Nil
Deaths from Whooping Cough (All ages)	Nil
Deaths from Diarrhoea (Under two years)	Nil

COMPARATIVE TABLES 1954-1972

<u>Year</u>	<u>Population (Estimated)</u>	<u>Birth Rate (Per 1,000 of the Population)</u>	<u>Death Rate (Per 1,000 of the Population)</u>	<u>Infant Mortality Rate (Per 1,000 Live Births)</u>
1954	20,340	14.79	11.65	26.06
1955	19,990	14.31	13.16	41.1
1956	19,820	12.4	12.3	67.5
1957	19,780	14.1	11.71	21.20
1958	19,710	14.05	19.3	21.42
1959	19,640	12.09	12.97	11.71
1960	19,670	14.13	13.67	14.23
1961	19,360	14.41	16.25	39.00
1962	19,430	14.77	12.34	20.68
1963	19,500	15.40	12.68	10.67
1964	19,640	18.47	12.89	17.7
1965	20,060	16.48	13.05	16.18
1966	20,050	14.89	11.62	7.17
1967	19,970	16.69	12.76	19.00
1968	20,050	16.8	12.54	16.00
1969	20,130	15.8	13.00	20.00
1970	20,190	17.3	12.3	15.00
1971	20,240	18.1	15.2	15.00
1972	20,500	16.00	14.00	18.00

VITAL STATISTICS - 1972

England and Wales - persons

Estimated Mid-Year Home Population 49,028,900.

				Number	Rate	
						(Provisional data)
Live births	725,405	14.8	per 1,000 population
Stillbirths	8,794	12.0	per 1,000 total births
Deaths	591,907	12.1	per 1,000 population
Infant Mortality (deaths under 1 year of age)				12,494	17.0	per 1,000 live births
Neonatal Mortality (deaths under 4 weeks of age)				8,373	12.0	per 1,000 live births
Early Neonatal Mortality (deaths under 1 week of age)				7,142	10.0	per 1,000 live births
Perinatal Mortality (stillbirths and deaths under 1 week of age)	15,936	22.0	per 1,000 total births

Corresponding figures for 1971 were as follows:-

VITAL STATISTICS - 1971

England and Wales - persons

Estimated Mid-Year Home Population 48,815,000.

				Number	Rate	
						(Provisional data)
Live births	783,165	16.0	per 1,000 population
Stillbirths	9,898	12.0	per 1,000 total births
Deaths	567,345	11.6	per 1,000 population
Infant Mortality (deaths under 1 year of age)				13,726	18.0	per 1,000 live births
Neonatal Mortality (deaths under 4 weeks of age)				9,113	12.0	per 1,000 live births
Early Neonatal Mortality (deaths under 1 week of age)				7,750	10.0	per 1,000 live births
Perinatal Mortality (stillbirths and deaths under 1 week of age)	17,648	22.0	per 1,000 total births

NOTIFIABLE DISEASES (OTHER THAN TUBERCULOSIS) 1954-72.

Year	Anthrax	Diphtheria	Dysentery	Encephalitis	Enteric Fever	Erysipelas	Food Poisoning	Measles	Meningococcal Infection	Ophthalmia Neonatorum	Paratyphoid Fever	Pneumonia (Lobar)	Pneumonia (Influenzal)	Poliomyelitis (Non-Paralytic)	Pyrexia	Scarlet Fever	Smallpox	Typhoid Fever	Whooping Cough	Infective Jaundice
1954 ..	-	-	-	-	-	-	-	24	-	2	-	6	-	-	-	22	-	-	46	-
1955 ..	-	-	5	-	-	-	-	324	1	-	-	6	-	5	-	10	-	-	2	-
1956 ..	-	-	-	-	-	-	-	18	-	1	-	9	-	-	4	4	-	-	1	-
1957 ..	-	-	2	-	-	1	-	104	1	-	-	10	-	-	14	4	-	-	27	-
1958 ..	-	-	-	-	-	1	-	5	-	-	-	6	-	1	4	4	-	-	8	-
1959 ..	-	-	-	-	-	-	-	238	-	-	-	5	-	-	1	1	-	-	26	-
1960 ..	-	-	-	-	-	1	-	11	-	-	-	6	-	-	-	1	-	-	4	-
1961 ..	-	-	-	-	-	-	-	149	-	-	-	4	-	-	-	-	-	1	1	-
1962 ..	-	-	-	-	-	-	-	67	-	-	-	7	-	-	-	-	-	-	-	-
1963 ..	-	-	-	-	-	-	-	156	-	-	-	4	-	-	-	6	-	-	7	-
1964 ..	-	-	-	-	-	1	-	165	-	-	1	-	-	-	-	4	-	-	6	-
1965 ..	-	-	1	-	-	-	-	139	-	-	-	-	-	-	-	2	-	-	1	-
1966 ..	-	-	-	-	-	-	-	59	-	-	-	-	-	-	-	1	-	-	5	-
1967 ..	-	-	10	-	-	-	-	269	-	-	-	-	-	-	-	3	-	-	2	-
1968 ..	-	-	-	-	-	-	-	12	-	-	-	-	-	-	-	10	-	-	-	-
1969 ..	-	-	-	-	-	-	-	233	-	-	-	-	-	-	-	11	-	-	-	-
1970 ..	-	-	-	-	-	-	-	15	-	-	-	-	-	-	-	1	-	-	-	-
1971 ..	-	-	-	-	-	-	-	111	-	-	-	-	-	-	-	2	-	-	-	-
1972 ..	-	-	-	-	-	-	-	113	-	-	-	-	-	-	-	1	-	-	-	-

NOTIFIABLE DISEASES (OTHER THAN TUBERCULOSIS) DURING THE YEAR 1972

SEASONAL INCIDENCE

Notifiable Disease	Jan.	Feb.	Mar.	Apr.	May	June	July	Aug.	Sept.	Oct.	Nov.	Dec.	Total
Anthrax	-	-	-	-	-	-	-	-	-	-	-	-	-
Diphtheria .. .	-	-	-	-	-	-	-	-	-	-	-	-	-
Dysentery .. .	-	-	-	-	-	-	-	-	-	-	-	-	-
Encephalitis ..	-	-	-	-	-	-	-	-	-	-	-	-	-
Enteric Fever ..	-	-	-	-	-	-	-	-	-	-	-	-	-
Erysipelas .. .	-	-	-	-	-	-	-	-	-	-	-	-	-
Food Poisoning ..	-	-	-	-	-	-	-	-	-	-	-	-	-
Measles	-	-	-	-	3	29	31	29	12	4	-	5	113
Meningococcal Infection.	-	-	-	-	-	-	-	-	-	-	-	-	-
Ophthalmia Neonatorum ..	-	-	-	-	-	-	-	-	-	-	-	-	-
Paratyphoid Fever .. .	-	-	-	-	-	-	-	-	-	-	-	-	-
Pneumonia (Lobar) .. .	-	-	-	-	-	-	-	-	-	-	-	-	-
Pneumonia (Influenzal) ..	-	-	-	-	-	-	-	-	-	-	-	-	-
Poliomyelitis (Non-Paralytic)	-	-	-	-	-	-	-	-	-	-	-	-	-
Puerperal Pyrexia .. .	-	-	-	-	-	-	-	-	-	-	-	-	-
Scarlet Fever .. .	-	-	-	-	-	-	-	1	-	-	-	-	1
Smallpox	-	-	-	-	-	-	-	-	-	-	-	-	-
Typhoid Fever .. .	-	-	-	-	-	-	-	-	-	-	-	-	-
Whooping Cough .. .	-	-	-	-	-	-	-	-	-	-	-	-	-
Infective Jaundice .. .	-	-	-	-	-	-	-	-	-	-	-	-	-

STATISTICAL SERVICES (OTHER THAN TUBERCULOSIS) 1972-73

TUBERCULOSIS 1972.

Age Groups	New Cases				Deaths			
	Respiratory		Non-Respiratory		Respiratory		Non-Respiratory	
	M.	F.	M.	F.	M.	F.	M.	F.
Under 1 year ..	-	-	-	-	-	-	-	-
1-	-	-	-	-	-	-	-	-
5-	-	-	-	-	-	-	-	-
10-	-	-	-	-	-	-	-	-
15-	-	1	-	-	-	-	-	-
25-	-	-	-	-	-	-	-	-
45-	-	-	-	-	1	-	-	-
65 and upwards.	-	1	-	-	-	-	-	-
Total	-	2	-	-	1	-	-	-

TUBERCULOSIS NOTIFICATIONS 1955-1972

Year	Respiratory			Non-respiratory			Grand Total
	M.	F.	Total	M.	F.	Total	
1955 ..	4	3	7	-	1	1	8
1956 ..	12	3	15	-	-	-	15
1957 ..	7	5	12	-	-	-	12
1958 ..	1	2	3	1	-	1	4
1959 ..	2	-	2	-	-	-	2
1960 ..	7	3	10	-	-	-	10
1961 ..	2	-	2	-	-	-	2
1962 ..	2	1	3	-	-	-	3
1963 ..	2	3	5	-	-	-	5
1964 ..	4	3	7	-	-	-	7
1965 ..	2	-	2	1	-	1	3
1966 ..	-	-	-	-	-	-	-
1967 ..	-	-	-	-	-	-	-
1968 ..	3	-	3	-	1	1	4
1969 ..	-	-	-	-	-	-	-
1970 ..	1	1	2	-	-	-	2
1971 ..	3	2	5	-	-	-	5
1972 ..	-	2	2	-	-	-	2

DIPHTHERIA IMMUNISATION.

The County Medical Officer of Health has kindly supplied the following details of Diphtheria Immunisation record cards received during the period 1st January to 31st December, 1972, in respect of children immunised during the year 1972:-

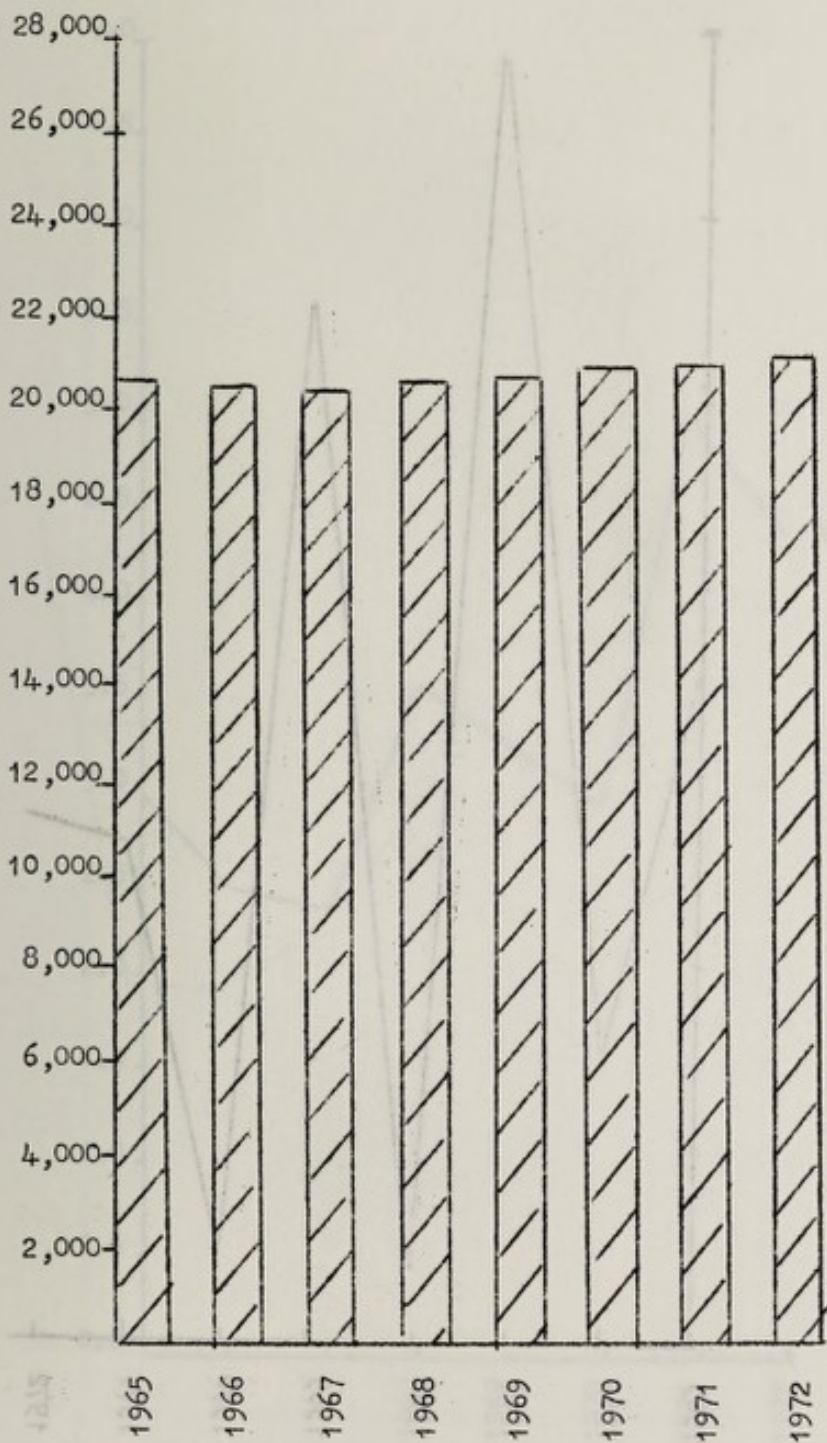
Primary 23
 Booster 226

C L A S S I F I C A T I O N O F D E A T H S

	All ages		TOTAL
	M.	F.	
Enteritis and other Diarrhoeal Diseases	1	-	1
Late Effects of Respiratory T.B.	1	-	1
Malignant Neoplasm, Buccal Cavity etc.	1	-	1
Malignant Neoplasm, Oesophagus	1	-	1
Malignant Neoplasm, Stomach	3	4	7
Malignant Neoplasm, Intestine	7	5	12
Malignant Neoplasm, Lung, Bronchus	12	1	13
Malignant Neoplasm, Breast	-	2	2
Malignant Neoplasm, Uterus	-	1	1
Leukaemia	1	-	1
Other Malignant Neoplasms	5	6	11
Diabetes Mellitus	-	1	1
Other Endocrine etc. Diseases	-	1	1
Anaemias	-	1	1
Chronic Rheumatic Heart Disease	1	3	4
Hypertensive Disease	3	3	6
Ischaemic Heart Disease	47	34	81
Other Forms of Heart Disease	4	3	7
Cerebrovascular Disease	15	19	34
Other Diseases of Circulatory System	8	7	15
Influenza	-	2	2
Pneumonia	12	6	18
Bronchitis and Emphysema	22	3	25
Asthma	-	1	1
Other Diseases of Respiratory System	-	1	1
Peptic Ulcer	-	2	2
Intestinal Obstruction and Hernia	1	1	2
Other Diseases of Digestive System	1	1	2
Nephritis and Nephrosis	2	-	2
Hyperplasia of Prostate	1	-	1
Congenital Anomalies	2	-	2
Birth Injury, Difficult Labour, etc.	1	2	3
Symptoms and Ill Defined Conditions	-	1	1
All other Accidents	2	2	4
Suicide and Self-Inflicted Injuries	3	1	4
TOTALS	157	114	271

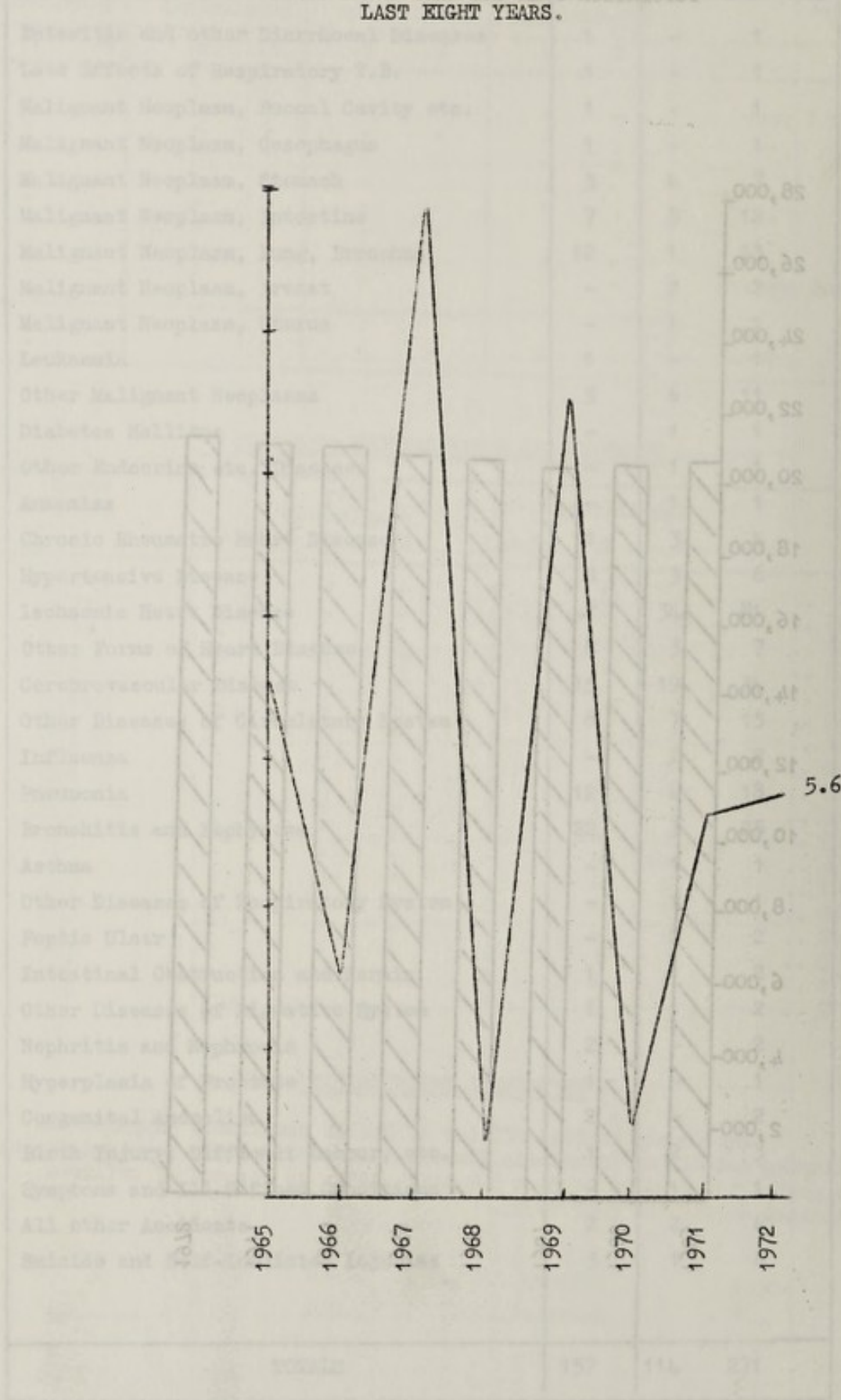
POPULATION

HISTOGRAPH SHOWING ESTIMATED
POPULATION OVER THE LAST EIGHT YEARS.



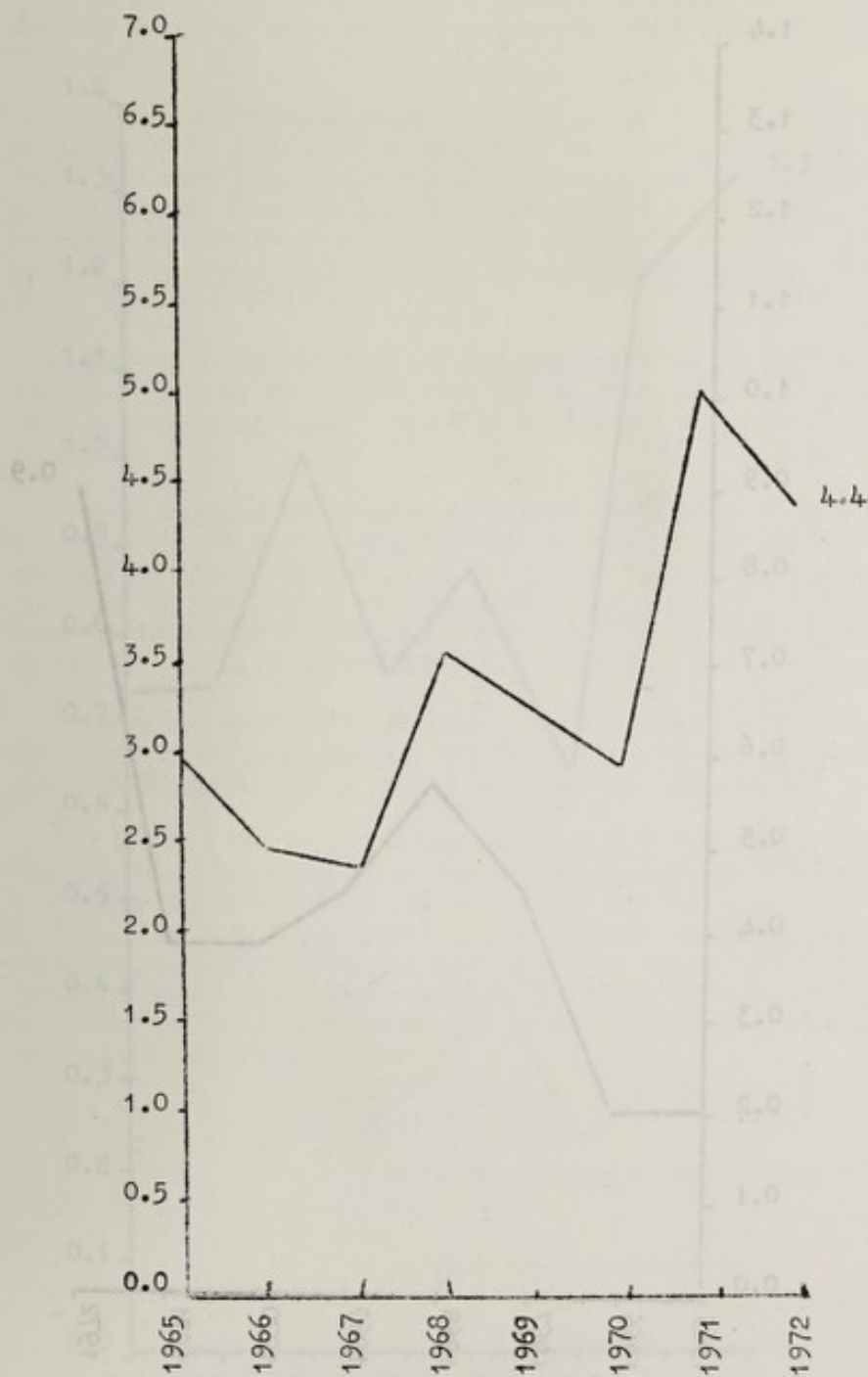
CLASSIFICATION OF DISEASES
MEASLES

GRAPH SHOWING NOTIFIED CASES OF MEASLES
 PER 1,000 POPULATION EACH YEAR OVER THE
 LAST EIGHT YEARS.



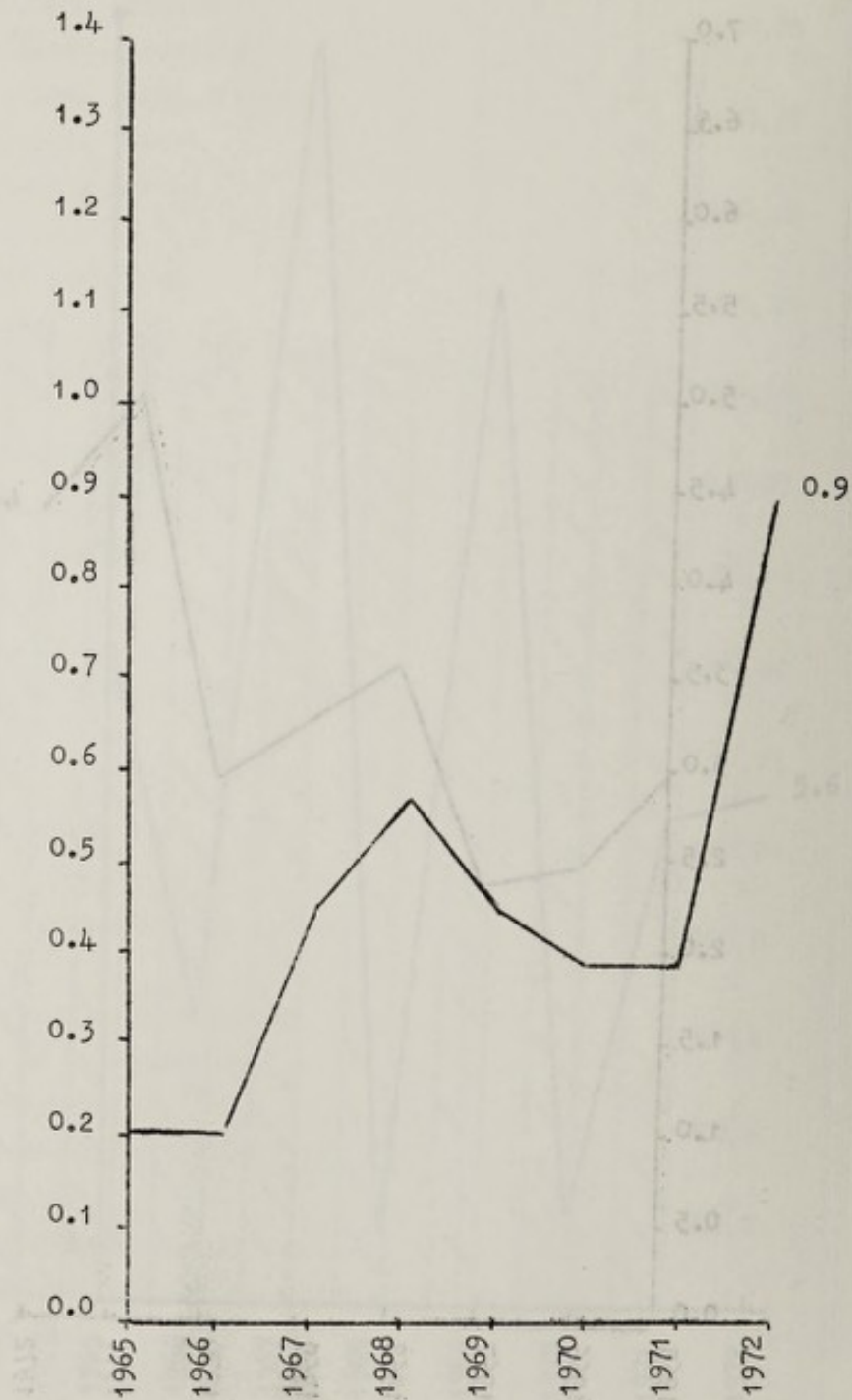
CORONARY DISEASE

GRAPH SHOWING DEATHS FROM CORONARY DISEASE
PER 1,000 POPULATION EACH YEAR OVER THE
LAST EIGHT YEARS.



PNEUMONIA

GRAPH SHOWING DEATHS FROM PNEUMONIA PER 1,000 POPULATION EACH YEAR OVER THE LAST EIGHT YEARS.



BRONCHITIS

GRAPH SHOWING DEATHS FROM BRONCHITIS PER 1,000 POPULATION EACH YEAR OVER THE LAST EIGHT YEARS.

MR. CHAIRMAN AND MEMBERS,

DEARY SIR,

It is with pleasure that I present this, my first, annual report dealing with the work carried out by the Public Health Department during 1972.

It is first to be noted that the death of Mr. David Bradley in 1972. During the period of my working with him, I always found him very helpful to staff and public alike. In particular he spent much time dealing with the problem of the aged and it is probably in this connection that my efforts will remain for many years. I am sure that the Urban District.

and a great deal of new housing has been built, the purpose of which has not only to provide a better standard of living for the people of this area, but also to provide a better standard of living for the people of this area.

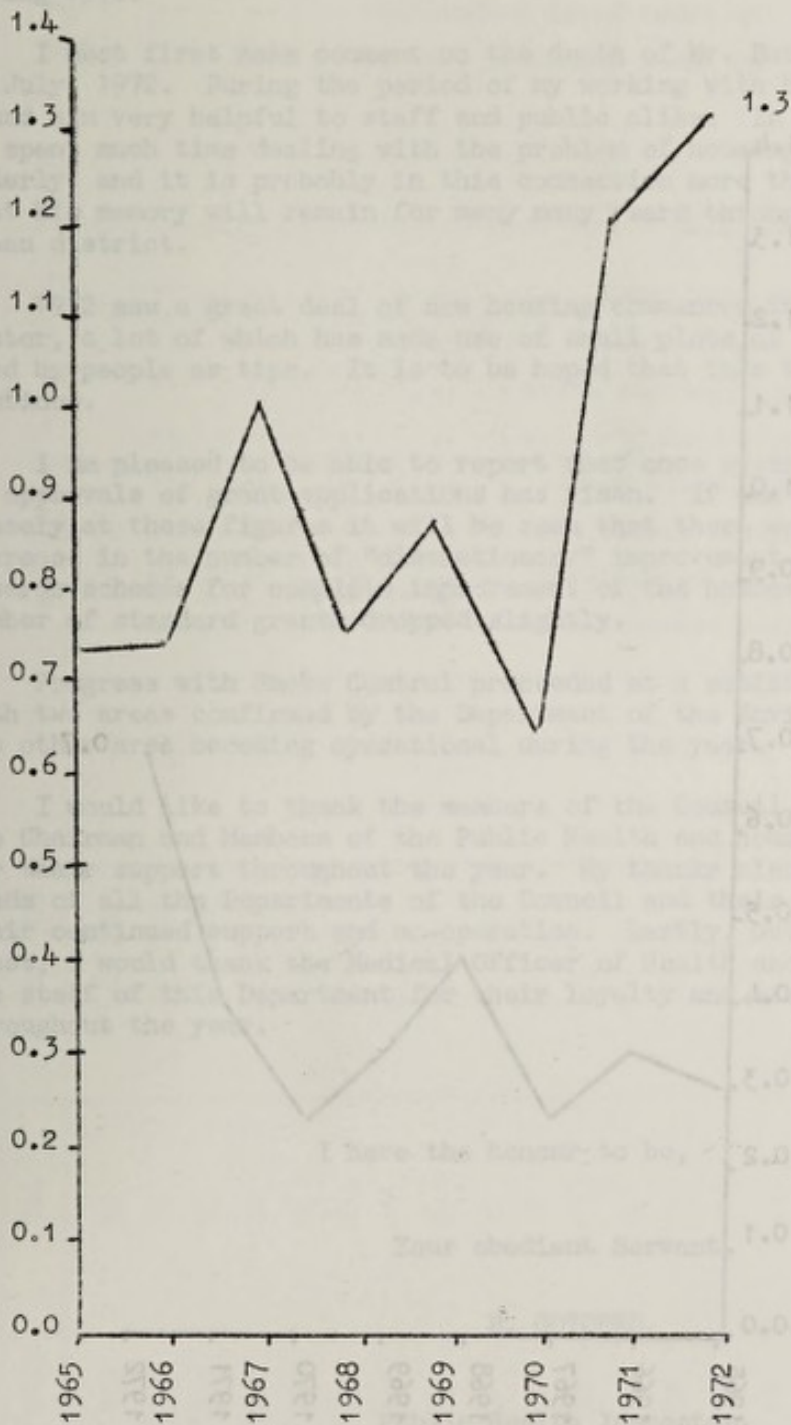
I would like to report that the work of the Public Health Department has been carried out in a satisfactory manner. It is to be noted that the work of the Public Health Department has been carried out in a satisfactory manner. It is to be noted that the work of the Public Health Department has been carried out in a satisfactory manner.

It is to be noted that the work of the Public Health Department has been carried out in a satisfactory manner. It is to be noted that the work of the Public Health Department has been carried out in a satisfactory manner.

I would like to thank the members of the Council and especially the Chairman of the Public Health and Planning Committee for their support throughout the year. My thanks also go to the Heads of all the Departments of the Council and to the staff of the Public Health Department for their co-operation. I am sure that the work of the Public Health Department will continue to be carried out in a satisfactory manner.

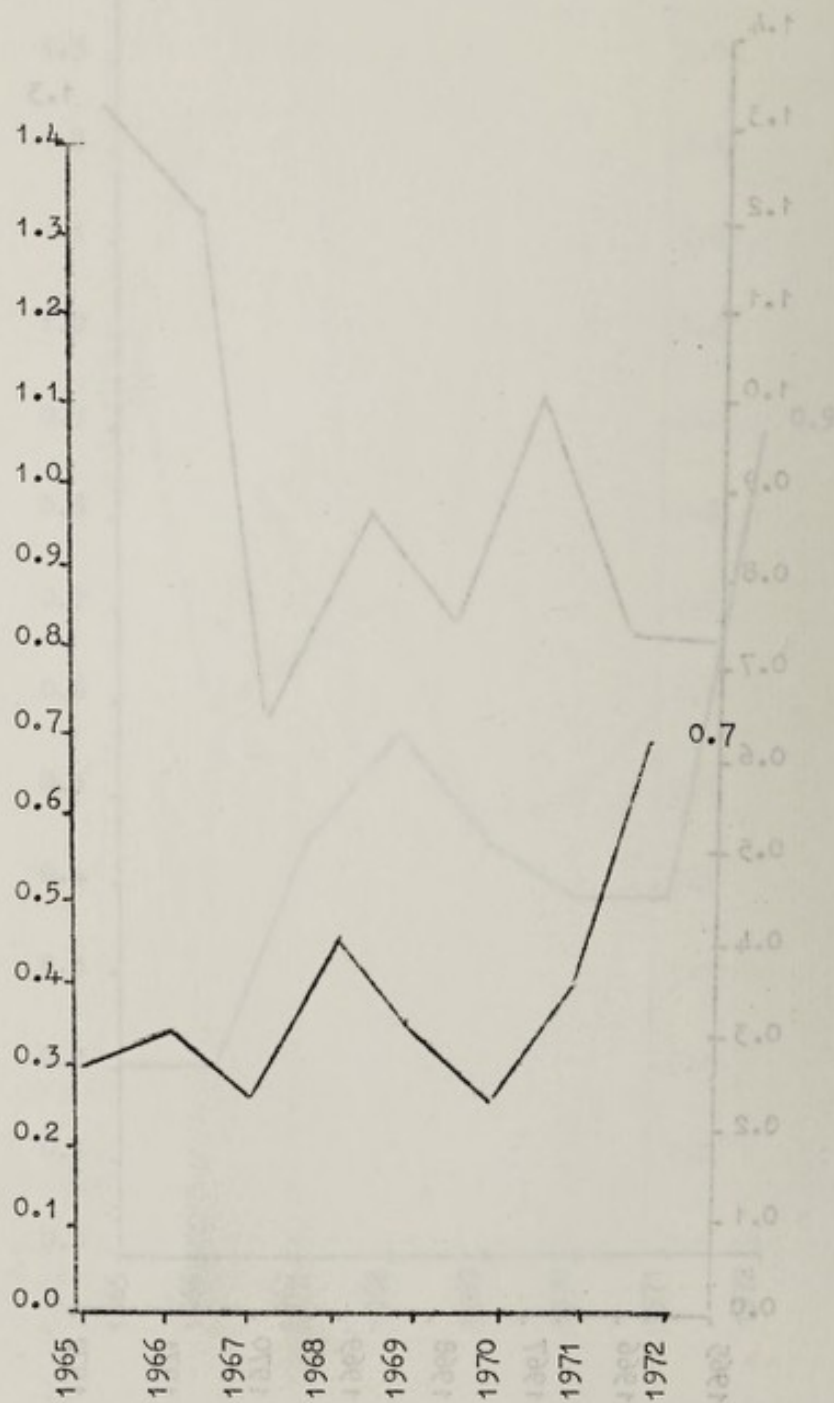
I have the honor to be,

Your obedient servant,



CANCER OF THE LUNG

GRAPH SHOWING DEATHS FROM CARCINOMA
LUNG AND BRONCHUS PER 1,000
POPULATION EACH YEAR OVER THE LAST
EIGHT YEARS.



ANNUAL REPORT OF THE PUBLIC HEALTH INSPECTOR

FOR THE YEAR 1972.

MR. CHAIRMAN AND GENTLEMEN,

It is with pleasure that I present this, my first, Annual Report dealing with the work carried out by the Public Health Department during 1972.

I must first make comment on the death of Mr. David Bradbury in July, 1972. During the period of my working with him, I always found him very helpful to staff and public alike. In particular he spent much time dealing with the problem of housing of the elderly, and it is probably in this connection more than any other, that his memory will remain for many many years throughout the Urban district.

1972 saw a great deal of new housing commenced in the private sector, a lot of which has made use of small plots of land hitherto used by people as tips. It is to be hoped that this trend will continue.

I am pleased to be able to report that once again the number of approvals of grant applications has risen. If one is to look closely at these figures it will be seen that there was a very big increase in the number of "discretionary" improvement grants towards schemes for complete improvement of the houses, while the number of standard grants dropped slightly.

Progress with Smoke Control proceeded at a satisfactory rate, with two areas confirmed by the Department of the Environment and one other area becoming operational during the year.

I would like to thank the members of the Council, and especially the Chairman and Members of the Public Health and Housing Committees for their support throughout the year. My thanks also go to the Heads of all the Departments of the Council and their staffs for their continued support and co-operation. Lastly, but by no means least, I would thank the Medical Officer of Health and the rest of the staff of this Department for their loyalty and assistance throughout the year.

I have the honour to be,

Your obedient Servant,

B. GOTOBED.

Public Health Inspector.

HOUSING

Building Programme

The number of new Houses erected during the year were as follows:-

- (i) By the Local Authority 8
- (ii) By other Local Authorities -
- (iii) By other bodies or persons 216

Housing Programme

Houses demolished	11
(A) In Clearance Areas	7
(B) Not in Clearance Areas	11
Houses closed	1
Closing Orders made	1
Demolition Orders made	21
Clearance Orders made	1
Families rehoused from unfit houses	7

I would like to thank the members of the Council, and especially the Chairman and Members of the Public Health and Housing Committee for their support throughout the year. My thanks also go to the Heads of all the departments of the Council and their staffs for their continued support and co-operation. Lastly, but by no means least, I would thank the Medical Officer of Health and the rest of the staff of this department for their loyalty and assistance throughout the year.

I have the honour to be,
Your obedient servant,
S. GOSWAMI,
Public Health Inspector.

IMPROVEMENT GRANTS

	Discretionary		Standard		Both Grants	
	No Completed	Amount Paid	No. Completed	Amount Paid	No Completed	Amount Paid
Jan. 1954 to June 1959	43	£7,057	-	-	43	£7,057
July to Dec. 1959	6	£960	4	£338	10	£1,298
1960	4	£435	41	£2,642	45	£5,077
1961	7	£1,480	31	£3,106	38	£4,586
1962	5	£975	40	£4,565	45	£5,540
1963	2	£585	49	£5,853	51	£6,438
1964	4	£1,141	56	£6,631	60	£7,772
1965	2	£588	58	£8,595	60	£9,183
1966	2	£418	44	£5,679	46	£6,097
1967	3	£913	111	£19,069	114	£19,982
1968	7	£1,447	83	£10,822	90	£12,269
1969	2	£1,764	58	£7,877	60	£9,641
1970	10	£4,190	69	£12,555	79	£16,745
1971	8	£4,295	79	£14,162	87	£18,457
1972	11	£5,447	85	£17,255	96	£22,702
TOTAL	116	£31,695	808	£121,149	924	£152,844

No. Approved 1972: Discretionary 31. Standard 87.

SUMMARY OF INSPECTIONS AND RESULTANT ACTION

The following information is compiled in tabular form and is in fact a summary of work undertaken in the department during 1972.

(a) HOUSING:							
Visits under the Housing Acts	1,215
Visits under the Public Health Acts	467
(b) GENERAL:							
Subsidence	12
Factories	42
Offices	176
Verminous Premises and Articles	2
Infectious Diseases	10
Places of Entertainment	1
Keeping of Animals	1
Water Supplies and Water Sampling	34
Food Premises	2,167
Caravan Sites	15
Drain Testing and Inspection	54
Hairdressers	16
Clean Air	1,576
Rodent Control	878
Noise	6
Refuse Accumulation	12
(c) INTERVIEWS:							
Complaints	96
Housing Applicants	794
Owners	366
Contractors	386
Clean Air	120
(d) NUMBER OF NOTICES SERVED:							

	Informal Notices Outstanding Jan.1972	Formal Notices Outstanding Jan.1972
--	--	--

Public Health Act, 1936	1	-
Food and Drugs Act, 1955	-	-
Food Hygiene (General) Regs.1970	1	-
Factories Act, 1961	1	-
Clean Air Act, 1956	1	-
Derbyshire County Council Act, 1954.	-	-
Caravan Sites and Control of Development Act, 1960	-	-
O.S.R.P. Act, 1963	1	-
The Food Hygiene (Market Stalls & Delivery Vehicles Reg.1966	-	-
Noise Abatement Act, 1960	-	-
Prevention of Damage by Pests Act, 1949.	-	-

Informal
Notices
Served

Formal
Notices
Served

(e)	Public Health Act, 1936	39	26
	Food and Drugs Act, 1955	17	-
	Food Hygiene (General) Regs. 1970	3	-
	Factories Act, 1961	1	-
	Clean Air Act, 1956	8	2
	Derbyshire County Council		
	Act, 1954	-	-
	Caravan Sites and Control of		
	Development Act, 1960	3	-
	O.S.R.P. Act, 1963	2	-
	Food Hygiene (Market Stalls &		
	Delivery Vehicles) Reg. 1966	-	-
	Noise Abatement Act, 1960	5	-
	Prevention of Damage by Pest		
	Act, 1949	2	1

(f)	Number of Notices complied with (including outstanding from 1971)		
	Public Health Act, 1936	34	24
	Food & Drugs Act, 1955	17	-
	Food Hygiene (General) Regs 1970	3	-
	Factories Act, 1961	1	-
	Clean Air Act, 1956	6	-
	Derbyshire County Council		
	Act, 1954	-	-
	Caravan Sites and Control of		
	Development Act, 1960	2	-
	O.S.R.P. Act, 1963	2	-
	The Food Hygiene (Market Stalls &		
	Delivery Vehicles) Reg. 1966	-	-
	Noise Abatement, 1960	5	-
	Prevention of Damage by Pests		
	Act, 1949	2	-

The Health Department obtain samples from various parts of Urban Area and submit them for bacteriological examination. Samples are also submitted for Chemical Analysis to the County Analyst, for whose help we are most grateful.

1972

WATER SUPPLY

The water supply to the Swadlincote area is derived primarily from the Board's Milton Waterworks plus additional water as required direct from the Melbourne Works of the River Dove Water Board. The supply from Milton is pumped direct into a service reservoir at Hartshorne. This service reservoir which was built as an uncovered tank, has been the subject of a number of reports and recommendations to the Board's predecessors for it to be covered at a very early date. The work of installing a roof over the reservoir was commenced in the autumn of 1972 and the reservoir is being brought into use again in January, 1973. It was possible to carry out this work because the Board has constructed a new reservoir at Smisby from which the supply to Swadlincote could be maintained via a new 15" trunk main. The supply from Melbourne to the Swadlincote and Ashby area is via a new 18" trunk main direct from the Melbourne works to Smisby Reservoir.

Further works of improving the supply into Swadlincote was commenced at Woodville Tollgate at the end of 1972 to eliminate a complicated system of small valves. This will enable better control to be had over the supplies of water entering town.

Throughout the year close co-operation has been maintained by the Water Board and its staff, and the assistance of the Chief Engineer, who furnished the following report, is greatly appreciated by the department:-

- "(a) 1. The water supply has in general been both satisfactory in quality and quantity.
2. One unsatisfactory report of bacteriological examination of a water sample from the Swadlincote area was received during the year. Immediate repeat samples were found to be satisfactory.
3. Examination for fluoride content is not done regularly, but it is expected that it will be similar to previous tests where the results gave a content of around 0.2 p.p.m.
- (b) 1. For your information the Board took 655 samples of raw and treated water from its various sources and from various points on the distribution system throughout the Board's area of supply for bacteriological examination. All treated water samples were satisfactory excepting 16 (including the one mentioned above) and satisfactory results were obtained from subsequent samples. The results of samples taken within your district have already been forwarded to your Medical Officer of Health. 180 samples of water were sent for chemical analysis and all samples of treated water were satisfactory."

The Health Department obtain samples from various parts of Urban Area and submit them for Bacteriological examination. Samples are also submitted for Chemical Analysis to the County Analyst, for whose help we are most grateful.

SEWERAGE AND SEWAGE DISPOSAL

The following information has been supplied by Mr. D. Drake, D.L.C., C.Eng., M.I.C.E. the Council's Engineer and Surveyor.

"Present arrangements for Sewerage and Sewage disposal are adequate. Phase II of the modernisation of the Stanton Sewage Works has now been completed and is in operation. Phase III is now being designed for implementation in 1973/4.

Major improvements have been carried out to the stormwater system in Swadlincote and Newhall and a further scheme is in hand for the coming year.

Design is now nearing completion of a major redrainage scheme for part of the Gresley area where sewers have been badly affected by mining subsidence.

A number of similar schemes are being carried out for the relief of sewers now overloaded, due to increased development over the last few years".

REFUSE RECEPTACLES

Under the Municipal Dustbin Scheme bins are provided at a Rental of 37p per year, and bins are expected to have a minimum life of five years.

The following table shows the number of bins supplied annually since the scheme started.

<u>Year</u>	<u>Bins Supplied</u> (including replacements)
1950	215
1951	115
1952	151
1953	159
1954	273
1955	329
1956	315
1957	323
1958	271
1959	228
1960	308
1961	262
1962	291
1963	227
1964	319
1965	307
1966	272
1967	284
1968	283
1969	383
1970	353
1971	522
1972	320

6,510

AIR POLLUTION

The progress made in this field was greater in 1972 than in any previous year. The No.2 Smoke Control Order became operative on 30th June, 1972, having previously been deferred due to a shortage of solid smokeless fuel.

In March the Department confirmed the No.3 Smoke Control Order, which broadly covers Church Gresley, the operative date being 1st July, 1973, and in August confirmation was received of the No.4 Smoke Control Order, which becomes operative 1st November, 1973. This area covers the southern half of Swadlincote.

Towards the end of the year Orders Nos.5 and 6 which cover Stanton and the eastern part of Newhall, were submitted to the Department of the Environment, but confirmation had not been received before the end of the year.

PREVENTION OF DAMAGE BY PESTS ACT 1949

Control of the many types of pests found within the district has once more been maintained at a satisfactory level.

Rats and mice were the main offenders, and fortunately no evidence of Warfarin resistance was noticed. Working on the motto that "prevention is better than cure", regular baiting was carried out on the refuse tip and at the sewage works, and also regular attention was paid to brook courses. In addition to this the annual treatment of the sewers was carried out with the aid of the Ministry of Agriculture, Fisheries & Food, and thanks are again due to their Field Officer, Mr. P. Gadbury, for his assistance in this connection and also in connection with the control of pigeons and sparrows, about which more is mentioned elsewhere in the report.

In complete contrast to recent years, very few complaints of wasps were received, the Rodent Operator dealing with those that were made, wherever possible.

Powder was again issued free of charge to people complaining of beetle or ant infestations.

PREVENTION OF DAMAGE BY PESTS ACT, 1949.

Year ended 31st December, 1972.

	Type of Property	
	Non Agricultural	Agricultural
Properties other than Sewers:		
1. Numbers of properties in district.	8,650	24
2. (a) Total number of properties (including nearby premises) inspected following notification.	838	-
(b) Number infested by (i) Rats	756	-
(ii) Mice	40	-
3. (a) Total number of properties inspected for rats and/or mice for reasons other than notification	18	-
(b) Number infested by (i) Rats	16	-
(ii) Mice	2	-
Sewers:		
4. Were any sewers infested by rats during the year?	Yes	

TREATMENT OF SEWERS 1955-1972

Date	Total Number of Manholes	Number Baited	Manholes showing takes	Poison Used	Remarks
October, 1955 ..	563	413	105	Zinc Phosphide	(Newhall only) (Test bait)
November, 1956 ..	563	422	102	Zinc Phosphide	
July, 1957 ..	584	397	209	Zinc Phosphide	
February, 1958 ..	585	326	102	Zinc Phosphide	
November, 1958 ..	585	52	16	Warfarin 5	
March, 1959 ..	563	32	-		
May, 1959 ..	563	38	7	Warfarin 5	
November, 1959 ..	563	123	13	Warfarin 5	
December, 1960 ..	563	41	9	Warfarin 5	
June, 1961 ..	563	41	19	Warfarin 5	
November, 1961 ..	537	48	12	Warfarin 5	
April, 1962 ..	537	99	29	Warfarin 5	
May, 1963 ..	537	78	17	Warfarin 5	
1964 ..	537	-	-		
1965 ..	632	146	28	Warfarin 5	
1966 ..	641	104	7	Warfarin 5	
1967 ..	641	104	7	Warfarin 5	
1968 ..	663	108	1	Warfarin 5	
1969 ..	663	96	2	Warfarin 5	
1970 ..	663	112	2	Warfarin 5	
1971 ..	663	112	3	Warfarin 5	
1972 ..	663	112	2	Warfarin 5	

SUPERVISION OF FOOD SUPPLIES

Register of Food Premises

The following table supplies information on the number and types of food premises in the Urban District.

<u>Types of Premises</u>	<u>Total</u>
Bakehouses	1
Butcher's Shops (including making-up premises) ..	21
Cafes, Restaurants and Canteens	20
Fried Fish and Chip Shops and Wet Fish Shops ..	14
Greengrocers	6
Grocers and General Stores(excluding Off-Licences)	53
Corn Merchants	3
Licensed Premises	43
Off-Licences including those selling General Goods	17
Confectioners	7
Mineral Water Manufacturers	2
Slaughterhouses	5
	<hr/>
	192
	<hr/>

Inspection of Food Premises

The following table is included as an indication of the amount of work involved in routine inspection of food premises during the year.

Bakehouses	13
Ice Cream Retailers	65
Market Stalls	873
Mineral Water Manufacturers	24
General Food Premises	352
Cafes, Canteens (including Works Canteens)	29
Slaughterhouses	542
Fried Fish & Chip Shops (including wet fish) ..	56
Butchers Shops (including Making-up premises) ..	147
Licensed Premises	51
Milk Distributors	9
Mobile Vehicles	6
	<hr/>
	2,167
	<hr/>

UNHEALTHY FOOD

The following is an abbreviated list of items of food found to be unfit for human consumption during 1972, followed by a summary of the estimated weight of all condemnations of unfit food during each of the last ten years.

Quantity	Item
12 lbs	Corned Beef.
28 lbs	Bacon.
11 lbs	Grapes.
24 lbs	Ham.
12 lbs	Vegetables.
40 lbs	Lambs Liver.

Frozen Foods:

451 pkts	Fish and fish products.
271 pkts	Meat and meat products.
55 pkts	Vegetables.
70 lbs	Chicken and chicken pies.
18 lbs	Pastry and cake.
8	Caramel mousse.

The approximate weight of food condemned during recent years is as follows:-

1972	-	6 cwts.
1971	-	9 cwts.
1970	-	7 cwts.
1969	-	22 cwts.
1968	-	20 cwts.
1967	-	15 cwts.
1966	-	19 cwts.
1965	-	15 cwts.
1964	-	13 cwts.
1963	-	13 cwts.

SUMMARY OF ANIMALS SLAUGHTERED, INSPECTED.

INCIDENCE OF DISEASE FOUND

	Cattle Excluding cows	Cows	Calves	Sheep and Lambs	Pigs	Horses
Number killed	550	12	4	657	781	-
Number inspected ..	550	12	4	657	781	-
All diseases except Tuberculosis and Cystercerci whole carcasses condemned	-	-	-	-	1	-
Carcasses of which some part or organ was condemned ..	42	5	-	36	64	-
Total ..	42	5	-	36	65	-
Percentage of the number inspected affected with dis- ease other than tuberculosis and cystercerci ..	7.6	41.6	-	5.5	8.6	-
Tuberculosis only: Whole carcasses condemned	-	-	-	-	-	-
Carcasses of which some part or organ was condemned ..	-	-	-	-	-	-
Total ..	-	-	-	-	-	-
Percentage of the number inspected affected with Tuberculosis ..	-	-	-	-	-	-
Cysticercosis: Carcasses of which some part or organ was condemned ..	2	-	-	-	-	-
Cases submitted to treatment by re- frigeration	-	-	-	-	-	-
Generalised and totally condemned	-	-	-	-	-	-

MEAT INSPECTION

There were five licensed slaughterhouses within the district, but one of these was only used once during the year, and in fact was converted to a preparation room later in the year. 100% inspection of all the meat killed was carried out, and the standard found to be very good.

In early December a disease called Swine Vesicular was diagnosed at a farm 10 miles away - the first case ever in this Country - and from then until the end of the year strict restrictions upon movement of animals within the district were made and difficulty was experienced by some butchers in obtaining animals for slaughter.

Until the demolition of the incinerator all unfit meat and offal was destroyed there. Satisfactory alternative methods were made by each individual slaughterhouse for the disposal of this waste, following the demolition of the incinerator.

Summary of disease found and parts of animals affected.

		<u>Cwts.</u>	<u>Qtrs.</u>	<u>Lbs.</u>	<u>Ozs.</u>
<u>Tuberculosis</u>					
BOVINES	- Carcase Meat ..	-	-	-	-
	Organs ..	-	-	-	-
PIGS	- Carcase Meat ..	-	-	-	-
	Organs ..	-	-	-	-
CALVES	- Carcase Meat ..	-	-	-	-
	Organs ..	-	-	-	-
		<hr/>			
		-	-	-	-
<u>Other Diseases</u>					
BOVINES	- Carcase Meat ..	-	-	-	-
	Organs ..	4	-	7	-
PIGS	- Carcase Meat ..	-	3	8	-
	Organs ..	1	3	2	2
SHEEP	- Carcase Meat ..	-	-	-	-
	Organs ..	-	2	11	12
CALVES	- Carcase Meat ..	-	-	-	-
	Organs ..	-	-	-	-
		<hr/>			
		7	1	-	14

The following is a summary of parts of animals diseased and condemned:-

BOVINES	- Liver	37
	Lungs	5
	Heart	3
	Head	1
	Spleen	3
	Kidney	2
PIGS	- Liver	54
	Lungs	16
	Heart	5
	Kidney	2
SHEEP	- Liver	32
	Heart	5

RAG FLOCK AND OTHER FILLING MATERIALS ACT.

One premise is registered under the provisions of Section two of the Rag Flock and Other Filling Materials Act.

ICE CREAM

Details of Register 31st December, 1972:

Registered for Manufacture only -
Registered for Sale only 68

Changes in Register, 1972:

	<u>Amend-ments</u>	<u>Additions</u>	<u>Removed from list</u>
Number for Manufacture and Sale	-	-	1
Number for Sale only	1	-	-

LICENCES

Licences were issued during the year as follows:-

Slaughterhouses Act, 1958	5
Slaughter of Animals Act, 1958	16
Pet Animals Act, 1951	2
Animals Boarding Establishment Act, 1963	1

FOOD AND DRUGS ACT 1955.

Sampling under the Food and Drugs Act 1955 is carried out by the County Analyst acting for the County Council, who are the Food & Drugs Authority. The County Analyst, Mr. J. Markland, has supplied me with the following information:-

"One hundred samples, including 19 milks, were taken during 1972. One sample of Pasteurised Milk contained excess water. A subsequent formal sample proved to be satisfactory.

A sample of Bread was examined following a consumer complaint. The Bread was contaminated with oil and iron compounds, probably derived from bakery equipment.

The remaining samples were classed as satisfactory."

In addition to the above six complaints were made to your inspectors concerning food which the purchaser considered to be "not of the substance, nature or quality demanded". In five cases the complaint was found to be justified, and warning letters were sent to the Manufacturer and/or vendor.

Total Milk	195
Total Samples	220

SHOPS, OFFICES AND RAILWAY PREMISES ACT, 1963

REGISTRATIONS AND GENERAL INSPECTIONS

Class of premises	No. of premises registered during the year	Total No. of registered premises at end of year	Number of registered premises receiving a general inspection during the year
Offices	1	36	22
Retail shops	1	103	78
Wholesale shops, warehouses	-	7	5
Catering establishments open to the public, canteens	-	8	8
Fuel Storage depots	-	1	1
Total	2	155	114

PERSONS EMPLOYED IN REGISTERED PREMISES

Class of workplace	No. of persons employed
Offices	258
Retail Shops	547
Wholesale departments, warehouses	52
Catering establishments open to the public	20
Canteens	-
Fuel storage depots	12
Total	889
	Total Males 291
	Total Females 598

SHOPS ACT

The following is the result of the annual survey of shops:

Summary of types of shops in the Urban Area.

	Swadlin- cote	Newhall	Gresley	Total
Off Licences only	-	-	1	1
Off Licences and General Stores	7	3	6	16
Grocery and General Stores ..	18	25	10	53
Greengrocers and Florists ..	2	2	2	6
Butchers	13	6	2	21
Wet Fish only	1	-	-	1
Fried Fish and Chips	5	4	3	12
Confectioner and Tobacconists ..	6	-	1	7
Cafes	3	1	-	4
Corn Merchants	1	1	1	3
Newsagents and Stationers ..	3	3	2	8
Shoes	2	1	1	4
Shoe Repairs	2	1	1	4
Drapers, Outfitters and Millinery	11	2	3	16
Hairdressers	14	9	5	28
Jewellers and Watch Repairs ..	2	-	-	2
China, Crockery, Leather Goods and Toys	5	-	1	6
Hardware and Ironmongery ..	4	-	1	5
Radio, Electric, Cycle and Motor Spares	13	6	4	23
Dry Cleaners	1	1	-	2
Launderette	-	1	1	2
Builders & Decorators Supplies	8	2	-	10
Entertainment	2	2	1	5
Second Hand Goods	2	2	1	5
Firewood and Paraffin Dealers ..	-	-	-	-
Furnishers	6	-	-	6
Multiple Stores	3	-	-	3
Seeds and Nurseryman	3	1	1	5
Commission Agents	2	1	1	4
Chemists	3	1	-	4
Photographic Materials	3	-	-	3
Wines and Spirits	2	-	1	3
Licenced Premises	17	17	9	43
Garages, etc	7	6	1	14
Pet Shop	1	-	-	1
Optician	2	-	-	2
Carpets	1	1	-	2
Boutique	2	-	-	2
	<hr/>	<hr/>	<hr/>	<hr/>
	177	99	60	336
	<hr/>	<hr/>	<hr/>	<hr/>

FACTORIES ACT, 1961

Register

The following table is a copy of the register of the factories in operation in the Urban Area.

	Swadlin-	Gresley	Newhall	Total
	cote			
Pipe Works	2	1	-	3
Brick Works	1	1	-	2
Concrete Products	2	-	-	2
Potteries	2	2	-	4
Engineers	6	4	4	14
Iron Foundry & Pattern Makers	1	-	-	1
Rubber Manufacturers	4	-	-	4
Automobile Repairs	16	1	6	23
Waste Paper Baling	1	-	-	1
Joiners	4	4	1	9
Plumbers	1	3	1	5
Upholsterers	1	-	-	1
Cycle Repairs and Radio	5	2	2	9
Printing	2	1	-	3
Boot Repairs	2	1	1	4
Tailoring	1	-	-	1
Watch Repairs	2	-	-	2
Entertainment	2	1	-	3
Food Preparation	4	3	3	10
Bakeries	-	1	-	1
Mineral Water Manufacturers	2	-	-	2
Coal Packers	2	-	-	2
Dry Cleaners	1	-	-	1
Instrument Repairs	-	1	-	1
Metal Spraying	-	-	1	1
Shoe Manufacturer	2	-	-	2
Cellulose Spraying	1	-	1	2
Dental Technician	1	-	-	1
Chemical Cleaning Products	1	-	-	1
Knitwear Finishing	1	-	-	1
Building Operations	8	4	4	16
Reproduction Antiques	1	-	-	1
Tyre & Tube Repairs	1	-	-	1
Pallet Recovery	-	1	-	1
Treatment of Foundry Waste	1	-	-	1
	<hr/>	<hr/>	<hr/>	<hr/>
	81	31	24	136

FACTORIES ACT, 1961

Part 1 of the Act

(Inspection for the purpose of provisions as to health including inspections made by Public Health Inspectors)

	Number on register	Inspec- tions	Written notices	Occupiers prosecuted
(i) Factories in which Sections 1, 2, 3, 4, and 6 are to be enforced by Local Authority	4	3	-	-
(ii) Factories not included in (i) in which section 7 is enforced by the Local Authority ..	116	30	-	-
(iii) Other Premises in which Section 7 is enforced by the Local Authority (excluding out-workers premises)	16	9	-	-
	136	42	-	-

	No. of cases in which defects were found				No. of cases in which prosecutions were in- stituted
	Found	R'died	Referred To H.M. Inspector	By H.M. Inspector	
Want of cleanliness ..	-	-	-	-	-
Overcrowding (S.2) ..	-	-	-	-	-
Unreasonable Temperature	-	-	-	-	-
Inadequate Ventilation.	-	-	-	-	-
Ineffective drainage of floors (S.6) ..	-	-	-	-	-
Sanitary conveniences (S.7)					
(a) Insufficient ..	-	-	-	-	-
(b) Unsuitable or defective ..	1	1	-	1	-
(c) Not separate for sexes ..	-	-	-	-	-
Other offences against the Act (not including offences relating to out-workers) ..	-	-	-	-	-
	1	1	-	1	-

PART V111 OF THE ACT

OUTWORK

(Sections 133 and 134)

Nature of Work (1)	Section 133			Section 134		
	No of out-workers in August list required by Section 133(1)(c) (2)	No. of cases of default in sending lists to the Council (3)	No. of prosecutions for failure to supply lists (4)	No. of instances of work in unwholesome premises (5)	Notices served (6)	Prosecutions (7)
Wearing } Making etc. } Cleaning & apparel } Washing ..	13					
Lace, lace curtains and nets ..	2					
The making of boxes or other receptacles or parts thereof made wholly or partially of paper	3					
Painting etc. Pottery	2					
Total.. ..	20					



