

**[Report 1932] / Medical Officer of Health, Stoke-upon-Trent Borough.**

**Contributors**

Stoke-on-Trent (England). Borough Council.

**Publication/Creation**

1932

**Persistent URL**

<https://wellcomecollection.org/works/drbj39wn>

**License and attribution**


You have permission to make copies of this work under a Creative Commons, Attribution license.


This licence permits unrestricted use, distribution, and reproduction in any medium, provided the original author and source are credited. See the Legal Code for further information.

Image source should be attributed as specified in the full catalogue record. If no source is given the image should be attributed to Wellcome Collection.



Wellcome Collection  
183 Euston Road  
London NW1 2BE UK  
T +44 (0)20 7611 8722  
E [library@wellcomecollection.org](mailto:library@wellcomecollection.org)  
<https://wellcomecollection.org>






Digitized by the Internet Archive  
in 2018 with funding from  
Wellcome Library

<https://archive.org/details/b30139430>












City of Stoke-on-Trent



# ANNUAL REPORT

ON THE WORK OF THE  
PUBLIC HEALTH  
DEPARTMENT

1932

A. WOTHERSPOON, M.B., C.H.B., D.P.H.,  
MEDICAL OFFICER OF HEALTH.

---

STOKE-ON-TRENT :  
J. G. FENN, LTD., THE CITY PRESS.




65539





City of Stoke-on-Trent



# ANNUAL REPORT

ON THE WORK OF THE  
PUBLIC HEALTH  
DEPARTMENT

1932

A. WOTHERSPOON, M.B., C.H.B., D.P.H.,  
MEDICAL OFFICER OF HEALTH.

# INDEX

	PAGE
Acute Anterior Poliomyelitis ... ..	85
Acute Encephalitis Lethargica and Acute Polio-Encephalitis ...	50
Adoptive Acts in Force in the City ... ..	86
After-Care—Tuberculosis ... ..	62
Alcoholism ... ..	55
Ambulance Arrangements ... ..	85
Ante-Natal Clinic (1932) ... ..	77, 78
Area—persons and population per acre ... ..	13
Ashbins ... ..	29
Atmospheric Pollution ... ..	97
Artificial Cream Act, 1929 ... ..	42
Bacteriology ... ..	54
Bakehouses ... ..	88
Births ... ..	14
Births—Illegitimate ... ..	14
Births—Notification of ... ..	72
Birth Rate, Death Rate and Infantile Mortality Rate in each of the 28 Wards ... ..	16
Birth Rate, Death Rate and Infantile Mortality Rate during last 28 years ... ..	17
Byelaws ... ..	30
Canal Boats, Inspections, &c. ... ..	45, 46
Carcases, etc., Examined ... ..	43
Causes of Deaths ... ..	20
Census, 1931 ... ..	12
Cerebro-Spinal Fever ... ..	50
Child Welfare Centres ... ..	73, 74
Cheshire Joint Scheme ... ..	61
Closet Accommodation ... ..	22
Common Lodging House ... ..	31
Complaints received ... ..	27
Conversions ... ..	28
Cowsheds ... ..	37
Deaths ... ..	18
Deaths—Principal causes of ... ..	19
Deaths—from Principal Zymotic Diseases ... ..	19
Deaths assigned to Pregnancy or Child-Birth ... ..	78, 79, 80
Destructors ... ..	23
Diarrhoea, Epidemic ... ..	85
Diphtheria ... ..	49, 50
Diphtheria Immunisation ... ..	76
Disinfection ... ..	55
Dispensary ... ..	59, 60
Drain Testing ... ..	27
Drainage—Inspection of ... ..	27
Dysentery ... ..	50
Distribution of Lime ... ..	34
Encephalitis Lethargica ... ..	50
Enteric Fever ... ..	50
Erysipelas ... ..	50



# INDEX—Continued.

	PAGE
Factories—Sanitary accommodation ... ..	88, 89
Fat Melting ... ..	30
Fertilisers and Feeding Stuffs Act, 1906 ... ..	42
Food and Drugs Acts ... ..	38, 39, 40, 41, 42
Foods—other ... ..	42
Fried Fish Shops ... ..	30
Gratuitous Medical Relief ... ..	21
Gut Scraping ... ..	30
Hand Flushed Closets, Conversion of ... ..	29
Home Work ... ..	89
Houses let in Lodgings ... ..	31
Housing ... ..	91
Housing Defects—Summary of ... ..	95
Ice Cream Shops ... ..	45
Illegitimate Births ... ..	14
Infant Welfare Centres—Attendances at ... ..	73, 74
Infantile Mortality ... ..	70, 71, 72, 73
Infectious Diseases ... ..	46, 47
Infectious Diseases Hospital ... ..	51, 52, 53
Influenza ... ..	50, 51
Inhabited Houses ... ..	11, 12
Inspection of Drainage Work ... ..	27
Introduction ... ..	8, 9
Infant Life Protection ... ..	78
Knackers' Yards ... ..	30
Lectures ... ..	74
Ladies' Voluntary Committee ... ..	75
Lead Poisoning ... ..	56
Legal Proceedings ... ..	29
Lime—Distribution of ... ..	34
Lodging House and Houses Let in Lodging ... ..	31
Malaria ... ..	50
Margarine Dealers—Registration of ... ..	42
Marine Stores ... ..	30
Maternity and Child Welfare ... ..	69, 70
Maternity Home ... ..	80, 81, 82
Maternal Mortality ... ..	78, 79, 80
Measles ... ..	84, 85
Mental Deficiency Hospital ... ..	86
Meat and Food Inspection ... ..	42, 43, 44
Midwives Acts, 1902 and 1918 ... ..	69, 70
Milk Analysis... ..	41
Milk, Preservation in ... ..	41
Milk Shops and Purveyors of Milk ... ..	35
Milk Supply ... ..	35, 36, 37
Milk and Dairies (Consolidation) Act, 1915 ... ..	35, 36
Milk (Special Designation) Order, 1923 ... ..	37
Mothers—Death of from Child-birth ... ..	78, 79, 80
Natural Increase ... ..	18
Notices ... ..	26
Notification of Births ... ..	72
Notification of Infectious Diseases ... ..	46, 47
Nuisances dealt with ... ..	25
Nursing Arrangements ... ..	85
Nursing Homes Registration Act, 1928 ... ..	82
Offensive Trades ... ..	30, 31
Ophthalmia Neonatorum ... ..	83, 84
Other Foods ... ..	42, 43
Outworkers ... ..	89



# INDEX—continued.

	PAGE
Overcrowding ... ..	27
Ovens and Kilns ... ..	33
Pemphigus Neonatorum ... ..	84
Pneumonia ... ..	50, 51
Phthisis ... ..	58
Pleurisy ... ..	55
Poliomyelitis ... ..	85
Poor Law Relief ... ..	21
Population ... ..	10, 11
Preservative in Milk, Butter, etc. ... ..	41
Principal Causes of Death ... ..	19
Privies, Conversion of ... ..	28
Prosecutions ... ..	44
Puerperal Fever and Pyrexia ... ..	80
Public Urinals ... ..	35
Rainfall, Register of ... ..	96
Rag Flock Act ... ..	42
Rateable Value ... ..	12
Rats and Mice (Destruction) Act, 1919 ... ..	33, 34
Refuse Disposal ... ..	23
Refuse Collection ... ..	23, 24
Registration of Margarine Dealers ... ..	42
Rent Restrictions Act ... ..	96
Respiratory Diseases ... ..	55
Report on Maternity and Child Welfare Work ... ..	69
Sanitary Administration ... ..	87
Sanitary Defects found and dealt with ... ..	25, 26
Sanitary Defects in Factories ... ..	89
Sanitary Defects in Workshops ... ..	89
Sanitary Inspection of the District ... ..	25, 26
Sanatoria—other ... ..	61
Scarlet Fever ... ..	48, 49
Scavenging ... ..	22
Schools ... ..	34
School Closures ... ..	34
Sewage Disposal ... ..	97, 98
Skin Yards ... ..	30
Slaughter houses ... ..	44
Smallpox ... ..	50
Smoke Nuisance ... ..	31, 32, 33
Staff, List of ... ..	6, 7
Stanfield Sanatorium ... ..	61
Still-births ... ..	14
Stoke-on-Trent Corporation Act, 1923 and 1928 ... ..	86
Surgical Tuberculosis ... ..	62, 63
Tripe Boiling ... ..	30
Tuberculosis ... ..	56, 57, 58, 59, 60
Tuberculosis (Other Forms) ... ..	59
Theatres, Music Halls ... ..	34
Unemployment Schemes ... ..	29
Unsound Food ... ..	43
Urinals—Public ... ..	35
Ultra-Violet Ray Clinic, Bath Street and Shelton ... ..	75, 76, 77
Vaccination ... ..	68, 69
Venereal Diseases ... ..	63, 64, 65, 66, 67, 68
Vital Statistics ... ..	15, 18
Voluntary Centres—Maternity ... ..	75, 76
Water Supply ... ..	96, 97
Whooping Cough ... ..	85
Workshops, Inspections, etc. ... ..	88, 89
Workshops Registered ... ..	90

# INDEX—continued.

	PAGE
Zymotic Diseases—Deaths from Principal	19

## APPENDICES.

### Housing, General Statistics:—


Housing	92
Dwelling-houses	92, 93, 94
Increase of Rent and Mortgage (Restriction) Act, 1920	96
Summary, Housing Defects	95
New Houses	92
Contracts under Sec. 17, Housing Act, 1930	93

## LIST OF TABLES AND CHARTS.

Areas, Population and Persons per Acre in existing Wards	Table No. 1	13
Vital Statistics	" 2	15
Number of Births, Birth Rate, Number of Deaths, Death Rate and Infantile Mortality Rate in each of the 28 Wards	" 3	16
Birth Rate, Death Rate and Infantile Mortality Rate for 28 years	" 4	17
Vital Statistics for Stoke-on-Trent, 107 Large Towns, and England and Wales, and Natural Increase for Stoke-on-Trent for 10 years	Table No. 5	18
Causes of and Ages at Death during 1932...	" 6	20
Cases of Infectious Diseases notified during 1932	" 7	47
Cases and Deaths from Scarlet Fever, Diphtheria, and Enteric Fever since 1923	" 8	48
Infantile Mortality occurring in the City, 1932	" 9	71
Chart relating to Infantile Mortality	Opposite page	70



## STAFF OF THE PUBLIC HEALTH DEPARTMENT.



### *Medical Officer of Health :*

ALLAN WOTHERSPOON, M.B., Ch.B., D.P.H.

### *Deputy Medical Officer of Health and Bacteriologist :*

A. J. EWING, M.A., M.B., Ch.B., D.P.H.

### *Tuberculosis Officer :*

D. H. MILLS, M.B., Ch.B.

### *Medical Superintendent, Stanfield Sanatorium :*

G. P. WILLIAMS, M.R.C.S., L.R.C.P.

### *Surgical Tuberculosis Officer :*

WM. MITCHELL SMITH, M.D., C.M. (PART TIME).

### *Maternity and Child Welfare Officer :*

JESSIE BALSILLIE, M.B., Ch.B.

### *Venereal Diseases Officer :*

G. L. M. McELLIGOTT, M.R.C.S., L.R.C.P.

### *Medical Officer, City Maternity Home :*

A. HANCOCK, M.B., Ch.B.,

### *Consulting Medical Officer, City Maternity Home :*

T. H. RICHMOND, M.B., Ch.B., F.R.C.S., Ed.

### *Part Time Medical Officer, City Maternity Home :*

C. I. MILNE, M.D.

### *Assistant Maternity and Child Welfare Officer :*

GWENDOLINE M. COGSWELL, L.S.A.

### *Part Time Maternity and Child Welfare Officer :*

C. P. THOMAS, M.R.C.S., L.R.C.P.

### *Public Analyst :*

A. E. JOHNSON, F.I.C. (PAID BY FEES).

### *Chief Sanitary Inspector :*

H. SPENCER, Cert. M.R.S.I., Cert. Meat Insp.

### *Assistant Chief Sanitary Inspector :*

D. HURST, Cert. R.S.I., Cert. Meat Insp.

### *Cleansing Superintendent :*

R. G. TOTTY, M.I.C.S.

### *Assistant Cleansing Superintendent :*

P. WEATHERBY, M.I.C.S.

### *Senior Inspector of Meat, Provisions, etc.*

J. TAYLOR, Cert. R.S.I., Cert. Meat Insp.

### *Inspector of Meat, Provisions, etc. :*

R. E. JONES, M.R.S.I., Cert. Meat Insp.

### *Housing Inspector :*

WM. A. EDGE, Cert. R.S.I., Cert. Meat Insp.



*Assistant Housing Inspector :*  
J. A. T. KENT, Cert. R.S.I.

*Smoke Inspector :*  
J. NICKLIN, Cert. R.S.I., Cert. Meat Insp.

*Inspector under the Sale of Food and Drugs Acts and Milkshops  
Inspector :*  
G. S. HANN, Cert. R.S.I.

*Inspector of Dairies, Cowsheds, Bakehouses and Factories :*  
A. E. HULME.

*Conversions Inspector.*  
W. H. T. WILKINS, Cert. R.S.I., Cert. Meat Insp.

*Sanitary Inspectors :*  
W. Ellerton, Cert. R.S.I. ; S. Hodgkinson, Cert. R.S.I. C. Stubbs, Cert.  
R.S.I., Cert. Meat Inspector ; W. H. Howarth, Cert. R.S.I. ; J. R. Craven,  
Cert. R.S.I. ; A. P. Keey, Cert. R.S.I. ; J. P. Whitehead, Cert. R.S.I. ;  
E. Austerberry, Cert. R.S.I. J. Wright, Cert. R.S.I. ; N. Perry, Cert.  
R.S.I. ; K. A. Etherington, Cert. R.S.I. ; E. Lewis, Cert. R.S.I.

*Senior Health Visitor :*  
M. FORSTER.

*Health Visitors :*  
F. Tait, A. Eccles, L. Mayer, G. Wilkinson, E. M. P. Thomas, E. Callon,  
E. A. Jolley, A. Hodgkinson, A. Tideswell, E. Day, S. Cordon, F. Steele,  
E. Ratcliffe.

*Tuberculosis Nurses :*  
C. James, B. Holland, E. Deakin, F. E. Holloway.

*Venereal Diseases Centre :*  
Male Orderlies—W. J. SCOREY and C. WILSON.

Sister-in-Charge—E. LOWNDES.  
Nurse—D. M. THOMPSON.

*Chief Clerk :*  
JAMES E. SMITH, Cert. R.S.I.

*Clerks :*  
H. Topham, Frank Scholes, C. Emery, W. Shaw, S. Sutton, R. F. Crosbie,  
W. Goodwin, E. Hughes, N. Gadd, T. Pointon, May Appleton, Catherine  
Johnson, Doris Thorneycroft, Edith M. Hayes, Minnie Bourne.

*Matron—Stanfield Sanatorium :*  
M. C. HOPE.

*Matron—City Maternity Home.*  
ANNIE DAVIES.

*Vaccination Officer :*  
James A. B. McNeal.

# City of Stoke-on-Trent.

---

## PUBLIC HEALTH DEPARTMENT.

---

*To the Lord Mayor, Aldermen and Councillors of the  
City of Stoke-on-Trent.*

LADIES AND GENTLEMEN,

I have the honour to present to you my Annual Report for the year 1932.

The population of the City of Stoke-on-Trent at the Census taken in June, 1931, was 276,639. According to the Registrar General the estimated population to the middle of 1932 was 276,500 and this figure is used throughout the report.

The Birth Rate was 17.2 compared with 18.8 for the previous year, while that for the 118 large towns was 15.4, compared with 15.8 for the previous year.

The Death Rate was 12.1, which is 1.0 lower than the previous year. The Death Rate for the 118 large towns was 11.8.

The Infantile Rate was 88, and that for the large towns 69.

The Maternal Mortality Rate at 4.58 per thousand total births is considerably higher than the previous year's figure, which was 3.50.

Once again the year has been an extremely good one so far as the incidence of infectious disease is concerned. The drop in the number of cases and deaths from Diphtheria is most gratifying. There was, however, a slight increase in the number of cases of Enteric Fever. Measles has been almost negligible, except at the beginning of the year.

The work of the Department has been kept going in spite of the economy axe, but many necessary developments are held up. It is hoped, however, that the beds for the Venereal Diseases Clinic and Cots for Babies may be obtained during the coming year at one of the hospitals controlled by the Corporation.

The work of the Tuberculosis Department has been very satisfactory, and it is good to report a drop in the number of deaths from tuberculosis from 320 last year to 283 this year.



The scope of the Maternity and Child Welfare Department has been maintained without curtailment, and a very good exhibition of the work was staged during the year.

Housing still presents a difficult problem and it is disappointing not to be able to see the improvement in this respect that one would like. Since the end of the year a move has been made for the clearance of the slums, but it will be long before the overcrowding in the rest of the City can be dealt with. Whether private enterprise is likely to provide the number of houses required apart from Slum Clearance is open to question and at the moment the young married couples and those in overcrowded houses seem quite unable to obtain accommodation. In any case, it is well to point out that it will be many years before any big improvement in the incidence rate of Infectious Disease and the General Death Rate can occur:

I have to report with much regret the loss to the Health Committee and the City generally, caused by the death of Alderman H. J. Colclough. He was Chairman of the Health Committee for 19 years and has done much to shape the policy of the Department. His guiding hand and steady influence will be much missed.

It is my pleasure in concluding to thank the Health and Hospitals Committee for their keen interest and help, and to acknowledge the willingness of the Staff at all times.

I am, Ladies and Gentlemen,

Your obedient Servant,

ALLAN WOTHERSPOON,

MEDICAL OFFICER OF HEALTH.

*Public Health Department,*

*Stoke-on-Trent,*

*June, 1933.*



## AREA, PHYSICAL FEATURES AND GENERAL CHARACTERISTICS OF THE DISTRICT

---

The City is 21,190 acres in area. It is 10 miles long, and in no part more than 5 miles wide. About 150 acres are covered with water. The long axis of the district lies north-west and south-east. It is bounded on the north by the Urban District of Biddulph; on the north-west by the Urban District of Kidsgrove; on the north-east by the Rural District of Leek, and the Rural District of Cheadle; and on the south and south-west by the Rural District of Stone; on the west from south to north, successively by the Rural District of Newcastle, the Borough of Newcastle and the Urban District of Kidsgrove.

The highest point of the City is at Shooters Hills, south-east of Longton, where it is 800 feet above sea level; the lowest point is at Trentham, where the Longton Brook passes under Stone Road. The north-east side of the district is on a higher level than the south-west, the level varying from 700 to 600 feet on the north-east, and from 600 to 320 feet on the south-west.

The district is crossed somewhat south of its centre by the River Trent and there is a gradual fall along the valley of the Trent from the north-east to the south-west from 480 to 320 feet. The northern portion of the District is drained by the Fowlea and Lyme Brooks, which run along the south-west and west boundaries, receiving on their course smaller streams from the north-east. At the northern limit of Stoke the Fowlea Brook runs across the district to join the River Trent, and the Lyme Brook joins the Trent at the south end of Stoke below Hanford Bridge. The southern portion of the district is drained by the Chitlings Brook and the Longton Brook.

For the most part the district has a south-westerly aspect, only those portions of Hanley and Stoke lying immediately north of the Trent Valley having a south-east aspect.

The Penkhull hill is capped by sandstone—red above and grey underlying it, red and grey sandstone also appear at the south-west end of the area. In all other parts the subsoil consists of red and mottled marls, with some limestone and grey marls and shales with coal and ironstone. The clay ranges from very stiff and damp to loose and gravelly. Along the rivers and streams gravel and sand are found, and water at a depth of a few feet.

### POPULATION.

The Registrar General gives the population of the City as 276,500 at the middle of 1932, this figure being 139 less than the population recorded by the Census taken in May, 1931.



The populations at the Census periods were as follows :—

	Census 1911	Census 1921 (Extended Area)	Census 1931	Middle of 1932
TUNSTALL ... ..	27,390	27,791	27,890	27,875
BURSLEM ... ..	41,566	42,462	43,368	43,344
HANLEY ... ..	66,255	67,876	66,199	66,164
STOKE ... ..	36,218	39,277	44,293	44,273
FENTON ... ..	25,626	26,718	26,154	26,139
LONGTON ... ..	37,479	42,629	44,297	44,277
SMALLTHORNE, NORTON, BUCK- NALL, etc., Wards 27 and 28 ... ..	—	20,894	24,438	24,428
Totals ... ..	234,534	267,647	276,639	276,500

The distribution of the population over the whole area at the time of the 1901 Census averaged 18.6 persons per acre, during the year 1911, 21.0 persons per acre, and in 1921, 22.0 persons per acre. The number of persons per acre for the extended City in 1931 was 13.05.

### INHABITED HOUSES.

At the Census in 1911 there were 46,906 ; and at the Census in 1921 there were 47,765. The number of inhabited houses at the Census of 1931 for the extended City was 58,687. The number of inhabited houses at the present time is probably about 60,000. The proportion of population to houses was, at the Census in 1911, 5.0 ; , in 1921, 5.0 ; and in 1931, 4.7 persons per house. The number of vacant houses at the Census of 1931 was 404.

During the year 1932, 1,088 new dwelling-houses were certified for habitation. 604 of these were built by the Corporation and 484 by private owners. In 1931 the number was 960 ; in 1930, 729 ; in 1929, 877 ; in 1928, 589 ; in 1927, 929 ; in 1926, 706 ; in 1925, 346 ; in 1924, 217 ; in 1923, 244 ; in 1922, 375 ; in 1921, 54 ; in 1920 none. All the houses built in 1932 were built with State assistance with the exception of those built by private owners.



## CENSUS, 1931.

The following information is taken from the figures of the Census of May, 1931 :—

Number of dwellings occupied by two or more private families, 4,295.

33,446 or 12.39% of the total population were living in overcrowded conditions on the basis of over two persons per room. The number of houses vacant at the Census date was 405, most of these being of a large type.

The natural increase of the population, *i.e.*, the excess of births over deaths, was 9.2 per cent. during the ten years 1921-31. The actual increase of population was 3.4 per cent., showing that 5.8 per cent. had been lost by migration or emigration.

Figures with reference to occupation are not yet available.

The City is divided into 28 Wards.

The population consists chiefly of the working classes. The nature of the accommodation and rentals of the houses is generally as set out below:—

	Weekly Rent
(a) Houses with living room, scullery and two bedrooms	5/6 to 6/3 net
(b) Parlour, living room, scullery and two bedrooms ...	6/2 to 7/7 net
(c) Parlour, living room, scullery and three bedrooms ...	7/11 to 8/10 net
(d) Parlour, sitting room, kitchen, scullery and three bedrooms ... ..	9/9 to 11/- net

N.B.—Net means rent exclusive of rates.

## RATEABLE VALUE.

The rateable value of the City for the purposes of the Consolidated Rate in 1932 was:—£1,023,444, compared with £1,004,269 in 1931.

TABLE 1.—Areas, Population and Persons per Acre in Existing Wards.

Ward	Acreages	Population at Census 1921 (Revised)	Population at Census 1931	Population Middle of 1932	No. of persons per acre
1	1,090.93	10,321	10,268	10,263	9.40
2	249.70	10,046	9,547	6,542	38.22
3	417.94	8,021	8,075	8,070	19.32
4	439.66	8,191	7,903	7,899	17.97
5	433.25	8,481	9,783	9,778	22.58
6	214.84	9,773	9,384	9,379	43.66
7	294.94	8,574	8,267	8,262	28.04
8	480.95	8,355	8,031	8,026	16.70
9	226.95	11,909	11,662	11,657	51.42
10	255.75	10,497	10,080	10,075	39.42
11	500.53	10,773	10,496	10,491	20.96
12	203.77	8,958	8,767	8,762	43.03
13	315.91	9,237	8,513	8,508	26.96
14	266.96	8,304	7,748	7,743	29.02
15	202.92	9,655	8,933	8,928	44.03
16	611.60	10,097	11,759	11,754	19.23
17	280.85	9,511	9,193	9,188	32.74
18	200.03	10,084	8,945	8,940	44.72
19	417.58	8,330	8,938	8,933	21.40
20	565.65	9,208	8,482	8,477	14.99
21	1,595.70	10,422	14,396	14,391	9.02
22	747.92	9,754	8,734	8,729	11.67
22	2,329.43	10,333	10,482	10,477	4.50
24	1,092.84	12,879	12,326	12,321	11.28
25	305.80	9,409	8,913	8,908	29.15
26	1,640.40	10,866	12,576	12,571	7.66
27	2,701.20	13,700	13,860	13,855	5.13
28	3,106.00	7,550	10,578	10,573	3.40
	21,190.00	273,238	276,639	276,500	13.05



## BIRTHS.

There were 4,750 births registered and allotted to the City in 1932 giving a birth rate of 17.2 per 1,000 of the population.

The rate for the 118 large towns of England and Wales was 15.4 per thousand and for England and Wales 15.3.

The rate is 1.6 lower than in 1931.

The ratio of births of males to births of females during the year was 988 to 1,000. For the year 1931 the ratio was 1,045 males to 1,000 females. It is very unusual for the male births to be fewer than the females.

Of the 4,725 children born, 2,348 were males and 2,377 were females. The number of births and birth rates for the various areas were as follows :—

Tunstall	...	...	495	Birth rate	17.8 per 1,000
Burslem	...	...	729	"	16.8 "
Hanley	...	...	1188	"	17.9 "
Stoke	...	...	677	"	15.3 "
Fenton	...	...	457	"	17.5 "
Longton	...	...	766	"	17.3 "
Smallthorne, Norton, Bucknall, etc.			438	"	17.9 "

The birth rate was highest in Smallthorne, Norton, Bucknall, etc., and Hanley, and lowest in Stoke.

The natural increase of population, that is, excess of births over deaths was 1,397. The previous year it was 1,570, a difference of 173 lives, the number of births registered being 452 less than in 1931, while the number of deaths was 279 less.

## ILLEGITIMATE BIRTHS.

Of the total births, 201 or 4.23 per cent., were illegitimate.

Of the illegitimate births 97 were males and 104 were females.

## STILL BIRTHS.

Under the Notification of Births Act, all still births must be notified to the Medical Officer of Health. 268 were notified during the year under the Act, and of these 103 were attended by midwives, 93 by medical men, and 72 took place in an institution.

The number registered during the 12 months ending 31st December was 310, of which 20 were children of mothers from outside the City area.

Taking the number of still births that occurred in 1932 as 290, it is equal to 5.8 per cent. of the total births. In 1931 there were 289 still births, equal to 5.3 per cent.

**TABLE 2**  
**Vital Statistics of Whole District during 1932 and previous years.**

Year	Population estimated to middle of each year	BIRTHS		Total Deaths registered in the district		Transferable Deaths		Net Deaths belonging to the district				
		Un-corrected Number	Nett		Number	Rate	of Non-residents registered in the district	of Residents registered in the district	Under 1 yr. of age		At all ages	
			Number	Rate					Number	Rate per 1000 net Births		
1922	274,300	7,135	7,115	25.9	4,056	14.7	221	111	818	115	3,946	14.3
1923	276,100	6,779	6,776	24.6	3,624	13.1	203	90	630	93	3,511	12.7
1924	278,000	6,751	6,722	23.7	3,979	14.3	240	82	677	101	3,821	13.5
1925	278,900	6,437	6,391	22.9	3,929	14.0	238	86	678	106	3,777	13.5
1926	275,600	6,035	5,976	21.7	3,621	13.1	279	94	607	101	3,436	12.5
1927	276,900	5,925	5,869	21.2	3,842	13.9	250	117	580	99	3,709	13.4
1928	279,700	5,604	5,490	19.6	3,455	12.4	299	120	475	87	3,276	11.7
1929	279,200	5,440	5,303	19.0	4,415	15.8	329	127	555	105	4,213	15.1
1930	279,200	5,698	5,551	19.9	3,459	12.4	284	100	390	70	3,275	11.7
1931	†276,639	5,355	5,202	18.8	3,940	14.2	308	120	520	100	3,632	13.1
1932	276,500	4,891	4,750	17.2	3,646	13.2	293	122	416	88	3,353	12.1

Area of District in acres (land and inland water), 21,190.

†Population at Census, 1931.



TABLE 3.

Showing the number of Births, Birth Rate, number of Deaths, Death Rate and Infantile Mortality Rate in each of the 28 Wards.

WARD			No. of Births registered	Birth Rate	No. of Deaths registered	Death Rate	Infantile Mortality Rate
1	...	...	143	13.9	104	10.1	92
2	...	...	208	21.8	131	13.7	121
3	...	...	144	17.3	101	12.5	84
4	...	...	146	18.5	95	12.0	97
5	...	...	141	14.4	110	11.2	79
6	...	...	155	16.5	110	11.7	91
7	...	...	143	17.3	104	12.6	113
8	...	...	144	17.9	107	13.3	147
9	...	...	223	19.1	138	11.9	99
10	...	...	194	19.2	129	12.8	114
11	...	...	188	17.9	153	14.6	96
12	...	...	163	18.6	96	10.9	93
13	...	...	148	17.4	121	14.2	68
14	...	...	124	16.0	122	15.8	106
15	...	...	148	16.6	139	15.6	109
16	...	...	157	13.4	135	11.6	77
17	...	...	137	14.9	110	12.0	81
18	...	...	134	15.0	99	11.1	105
19	...	...	181	20.3	123	13.8	89
20	...	...	143	16.9	116	13.7	49
21	...	...	249	17.3	150	10.4	85
22	...	...	133	15.2	104	11.9	83
23	...	...	205	19.6	139	13.3	83
24	...	...	217	17.6	136	11.0	51
25	...	...	118	13.2	85	9.5	85
26	...	...	226	17.9	151	12.0	49
27	...	...	223	16.1	138	10.0	85
28	...	...	215	20.3	107	10.1	65
Whole City ...			4,750	17.2	3,353	12.1	88

**TABLE 4.**

Birth Rate, Death Rate, and Infantile Mortality Rate for the whole City since Federation.

	Birth Rate	Death Rate	Infantile Mortality Rate
1910	32.5	17.1	149
1911	31.3	19.6	203
1912	31.2	15.9	128
1913	31.9	18.7	169
1914	31.6	17.4	144
1915	26.9	18.4	147
1916	23.9	16.8	126
1917	20.8	16.5	116
1918	22.3	20.3	111
1919	22.5	16.2	111
1920	30.9	12.8	98
1921	29.0	14.8	134
1922	25.9	14.3	115
1923	24.6	12.7	93
1924	23.7	13.5	101
1925	22.9	13.5	106
1926	21.7	12.5	101
1927	21.2	13.4	99
1928	19.6	11.7	7
1929	19.0	15.1	105
1930	19.9	11.7	70
1931	18.8	13.1	100
1932	17.2	12.1	88



**TABLE 5.**—Vital Statistics compared with those of the 118 Large Towns and England and Wales over a period of ten years, and the Natural Increase for Stoke-on-Trent.

	Death Rate			Birth Rate			Infantile Mortality Rate			Natural Increase in Population, Stoke-on-Trent
	Stoke-on-Trent	118 Large Towns	England and Wales	Stoke-on-Trent	118 Large Towns	England and Wales	Stoke-on-Trent	118 Large Towns	England and Wales	
1923	12.7	11.6	11.6	24.6	20.4	19.7	93	72	69	3265
1924	13.5	12.3	12.2	23.7	19.4	18.8	101	80	75	2901
1925	13.5	12.2	12.2	22.9	18.8	18.3	106	79	75	2614
1926	13.1	11.6	11.6	21.7	18.2	17.8	101	73	70	2540
1927	13.4	12.2	12.3	21.2	17.1	16.7	99	71	69	2160
1928	11.7	11.6	11.7	19.6	16.9	16.7	87	70	65	2220
1929	15.1	13.7	13.4	19.0	16.6	16.3	105	79	74	1090
1930	11.7	11.5	11.4	19.9	16.6	16.3	70	64	60	2276
1931	13.1	12.3	12.3	18.8	16.0	15.8	100	71	66	1570
1932	12.1	11.8	12.0	17.2	15.4	15.3	88	68	65	1397

### DEATHS.

The number of deaths registered in the City during the year 1932 was 3,646. This gives a death rate of 13.2 per 1,000 of the population. Of the total deaths 1,492 occurred in public institutions in the district. If the deaths of non-residents which occurred in the district be excluded and the deaths of residents which occurred beyond the district be included the nett deaths belonging to the district is 3,353 (1,823 males and 1,530 females), and the death rate 12.1 per 1,000.

The death rate for the 118 large towns of England and Wales was 11.8 per 1,000, and for the whole of England and Wales, 12.0.

The death rate of 12.1 per 1,000 was 1.0 lower than that of 1931.

The death rate for the 118 large towns of England and Wales was 0.5 lower in 1932 than 1931.

The birth rate is lowest in the Stoke District and highest in the Smallthorne, Norton and Bucknall districts, the death rate is lowest in Smallthorne and Bucknall and highest in Hanley.

The number of deaths and the death rates in each of the districts of the City were as follows:—

	No. of Deaths		Death Rate	
Tunstall ... ..	...	336	...	12.1
Burslem ... ..	...	526	...	12.1
Hanley ... ..	...	898	...	13.6
Stoke ... ..	...	494	...	11.1
Fenton ... ..	...	343	...	13.1
Longton ... ..	...	511	...	11.5
Smallthorne, Bucknall, Norton, etc. ...	...	245	...	10.0

#### PRINCIPAL CAUSES OF DEATH.

	1932		1931	
Phthisis and other Tubercular Diseases ...	283	...	320	...
Congenital Debility and Malformation, including				
Premature Birth ... ..	186	...	186	...
Bronchitis ... ..	153	...	192	...
Pneumonia... ..	234	...	297	...
Organic Heart Disease ... ..	750	...	742	...
Cancer ... ..	346	...	364	...
Violence ... ..	159	...	172	...
Diarrhoea and Enteritis ... ..	78	...	93	...
Nephritis and Bright's Disease ... ..	123	...	137	...
Influenza ... ..	77	...	93	...

#### DEATHS FROM PRINCIPAL ZYMOTIC DISEASES.

	1932		1931	
Smallpox ... ..	0	...	0	...
Enteric Fever ... ..	0	...	1	...
Diphtheria ... ..	5	...	17	...
Scarlet Fever ... ..	1	...	0	...
Whooping Cough ... ..	19	...	18	...
Measles ... ..	55	...	74	...
Diarrhoea and Enteritis ... ..	77	...	93	...

The death rate from the seven principal Zymotic Diseases was 0.68 per 1,000 of the population, compared to 0.73 per 1,000 in 1931. The Diarrhoea death rate accounts for 0.28 per 1,000 compared to 0.34 in 1931.

The following table shows the death rate from the principal Zymotic Diseases compared with the death rate of the 118 large towns:—

	Stoke-on-Trent		118 Large Towns	
	1932		1932	
Diarrhoea (under 2 years) per 1,000 births	16.20	...	8.90	...
Measles per 1,000 of population	0.20	...	0.11	...
Diphtheria                   "           "	0.018	...	0.07	...
Scarlet Fever               "           "	0.004	...	0.01	...
Whooping Cough           "           "	0.07	...	0.08	...
Enteric Fever               "           "	0.00	...	0.00	...

Of the 3,353 deaths in the City, 21 or 0.63 per cent. were not certified either by a registered medical practitioner or by a coroner. In the 118 large towns the percentage of uncertified deaths was 0.5.



TABLE 6.—Causes of, and Ages at Death during the year 1932.

Causes of Death	Tunstall	Burslem	Hanley	Stoke	Fenton	Longton	Smallthorne, Norton, Bucknall etc. (Wards 27 & 28)	Net Deaths at the subjoined Ages of "Residents" whether occurring within or without the District										Total Deaths whether of 'Residents' or "Non- Residents" in Institu- tions in the district
								All Ages	Under 1 year	1 and under 2	2 and under 5	5 and under 15	15 and under 25	25 and under 45	45 and under 65	65 and upwards		
All Causes { Certified ... Uncertified	334 2	526 —	887 11	493 1	342 1	505 6	245 —	3332 21	411 5	96 2	62 2	93 —	139 —	356 1	947 3	1228 8	1490 2	
Enteric Fever ...	—	—	—	—	—	—	—	—	—	—	—	—	—	—	—	—	—	
Smallpox ...	—	—	—	—	—	—	—	—	—	—	—	—	—	—	—	—	—	
Measles ...	3	14	16	10	3	5	4	55	15	22	10	6	1	1	—	—	27	
Scarlet Fever ...	—	—	—	—	—	1	—	1	—	—	—	1	—	—	—	—	1	
Whooping Cough ...	—	6	3	4	1	4	1	19	13	4	2	—	—	—	—	—	2	
Diphtheria ...	—	2	—	2	1	—	—	5	—	1	—	4	—	—	—	—	5	
Influenza ...	9	7	28	16	10	6	1	77	4	1	—	1	6	11	25	29	9	
Encephalitis Lethargica	—	—	—	—	—	2	—	2	—	—	—	—	1	1	—	—	—	
Meningococcal Meningitis	—	—	—	2	1	—	—	3	1	—	—	—	—	—	2	—	1	
Tuberculosis of Respira- tory System ...	17	31	62	32	36	41	16	235	1	1	2	3	45	81	92	10	81	
Other Tuberculosis	—	—	—	—	—	—	—	—	—	—	—	—	—	—	—	—	—	
Diseases ...	2	2	17	7	8	10	2	48	4	4	4	15	8	7	4	2	45	
Syphilis ...	2	4	9	2	1	3	—	21	2	1	—	—	—	7	8	3	14	
General Paralysis of the insane, tabes dorsalis...	—	1	1	1	2	—	—	5	—	—	—	—	—	1	4	—	1	
Cancer, Malignent Disease	42	66	70	51	31	62	24	346	—	—	—	2	3	35	177	129	174	
Diabetes ...	2	4	7	3	3	3	4	26	—	—	—	1	2	2	17	4	15	
Cerebral Haemorrhage, &c. ...	17	22	52	32	7	19	7	156	—	—	—	1	1	4	52	98	50	
Heart Disease ...	74	122	190	112	95	105	52	750	—	—	1	5	14	63	226	441	254	
Aneurysm ...	1	1	1	—	1	—	—	4	—	—	—	—	—	—	4	—	4	
Other Circulatory Diseases	8	35	42	24	17	21	12	159	—	—	—	—	—	—	34	125	82	
Bronchitis ...	15	24	30	20	12	44	8	153	14	4	2	—	3	2	41	87	11	
Pneumonia (all forms) ...	20	36	71	23	19	40	25	234	53	33	18	4	6	33	54	33	90	
Other Respiratory	—	—	—	—	—	—	—	—	—	—	—	—	—	—	—	—	—	
Diseases ...	5	10	15	9	5	11	—	55	—	—	3	—	2	9	25	16	22	
Peptic Ulcer ...	1	2	7	6	2	5	2	25	—	—	1	—	2	6	13	3	27	
Diarrhoea, etc. ...	22	11	17	7	11	7	3	72	6	—	—	—	—	—	—	—	52	
Appendicitis ...	4	3	4	2	—	8	2	23	—	3	1	3	1	3	10	2	29	
Cirrhosis of Liver ...	—	4	2	1	—	—	—	7	—	—	—	—	—	1	2	4	5	
Other Diseases of the Liver	1	2	3	1	1	2	1	11	1	—	—	—	—	—	4	6	4	
Other Digestive Diseases	3	10	19	12	10	5	2	61	3	2	2	2	1	8	20	23	46	
Acute and Chronic	—	—	—	—	—	—	—	—	—	—	—	—	—	—	—	—	—	
Nephritis ...	11	14	37	30	14	13	4	123	1	2	1	2	7	11	38	61	56	
Puerperal Sepsis ...	—	1	1	3	1	1	—	7	—	—	—	—	2	4	1	—	6	
Other Puerperal causes...	2	1	2	1	—	1	1	8	—	—	—	—	3	5	—	—	15	
Congenital Debility, Mal- formation, Premature	—	—	—	—	—	—	—	—	—	—	—	—	—	—	—	—	—	
Birth ...	17	36	56	29	12	24	12	186	183	2	—	1	—	—	—	—	59	
Senility ...	15	9	31	7	5	11	23	101	—	—	—	—	—	—	1	100	29	
Suicide ...	6	7	7	4	6	10	—	40	—	—	—	—	1	12	22	5	3	
Other Deaths from	—	—	—	—	—	—	—	—	—	—	—	—	—	—	—	—	—	
Violence ...	13	18	27	17	13	17	14	119	6	3	9	21	17	20	20	23	113	
Other Defined Diseases...	24	21	69	24	15	28	25	206	43	9	8	21	13	29	52	31	158	
Causes ill-defined or un- known ...	—	—	2	—	—	2	4	—	—	—	—	—	—	1	2	1	2	
TOTALS ...	336	431	898	494	343	481	245	3353	416	98	64	93	139	357	950	1236	1492	



## POOR LAW RELIEF.

The Public Assistance Office has kindly supplied the following returns with reference to Public Assistance Relief for the parishes in the City of Stoke-on-Trent:—

### TOTAL COST OF OUT-DOOR RELIEF—

For year ending 31st March, 1932	... ..	£75,109
Number of persons in receipt of out-door relief on 31st March, 1932	... ..	5,386
Unemployed Relief, 31st March, 1932	... ..	1,270

### TOTAL COST OF IN-DOOR RELIEF—

In-maintenance (including cost of Provisions, Clothing, Heating, Lighting, Drugs, Medical and Surgical Appliances, and other necessities, Buildings and Repairs, Furniture and Property, Rates, Loan Charges and Salaries), after deducting income.

For year ending 31st March, 1932	... ..	£126,805
Number of persons relieved in the Institution on 31st March, 1932	... ..	1,473

## GRATUITOUS MEDICAL RELIEF.

### NORTH STAFFS. ROYAL INFIRMARY.

Number of Civilian In-Patients treated annually from November 1st, 1925, to October 31st, 1932:—

1925-26	... ..	4,794
1926-27	... ..	4,617
1927-28	... ..	5,204
1928-29	... ..	5,577
1929-30	... ..	5,648
1930-31	... ..	5,443
1931-32	... ..	5,896

The number of Out-Patients for the year ending October 31st, 1932, was 27,637, as compared with 27,206 for the year ending October 31st, 1931.

In addition to the North Staffs. Royal Infirmary, there are two other Voluntary General Hospitals in the area, viz. : Haywood Memorial Hospital, Burslem, and the Longton Cottage Hospital. The Haywood Hospital has 52 beds and 14 cots for In-Patients and an Out-Patient Department. The Longton Cottage Hospital has 42 beds for In-Patients, and an Out-Patient Department.

There is also a Special Institution in connection with the North Staffordshire Cripples' Aid Society for dealing with Orthopaedic cases, including cases of surgical Tuberculosis.



## CLOSET ACCOMMODATION.

There are in the extended City 58,144 water closets, but of these 6,820 are waste water closets. There are 466 pail closets and 2,083 cesspit closets or privies.

The numbers of privies and pail closets converted into water closets during the years 1911 to 1932 were as follows :—

Year	Number
1911	366
1912	338
1913	658
1914	1,150
1915	498
1916	38
1917	35
1918	45
1919	68
1920	181
1921	766
1922	829
1923	1,153
1924	662
1925	299
1926	185
1927	550
1928	310
1929	354
1930	351
1931	120
1932	56

## SCAVENGING.

The following table gives the sanitary accommodation of the houses in the City in certain years :—

	1921	1922	1928	1929	1930	1931	1932
Number of houses, including new houses and deducting demolitions	49,034	Extended Area 55,000 (approx.)	57,927	58,799	59,700	60,650	61,700
Number of water closets	23,480	25,668	32,522	33,801	35,194	44,971	51,133
Number of Privies	2,635	4,998	2,781	2,502	2,240	2,137	2,083
Number of pail closets	907	1,540	649	574	485	468	466
Number of hand-flushed closets	13,801	14,826	14,263	14,219	13,903	5,228	191
Number of waste-water closets	7,020	7,080	6,885	6,881	6,873	6,839	6,820
Number of ashbins	32,864	37,945	51,012	52,585	61,092	62,040	63,090

All the remaining hand-flushed closets are in districts which are scheduled as clearance areas.

For purposes of Refuse Collection the City is divided into six sections with a foreman in charge of each section. These are further divided into "rounds," there being 28 collection areas or rounds in all. The department employs 21 motor vehicles and 19 horses on refuse collection work. Two of the motor vehicles are still engaged on the work of nightsoil collection, but it is possible that in the near future at least one of these will be dispensed with, when the eastern valley sewer is completed. Seventeen motor vehicles work defined areas, whilst two of the older vehicles are retained as relief or spare vehicles.

Five years ago, the department had only three vehicles fitted with sectional covers, to minimise the dust nuisance when loading. To-day only the two spare vehicles are guilty of this objectionable feature. The change in the composition of house refuse during the past few years has also necessitated a change in the type of body on vehicles on refuse collection work. Whereas five years ago a five cubic yard capacity body was considered large enough, the type in use to-day is from seven to ten cubic yards.

With the exception of a few houses in a condemned area, all the dwelling-houses within the City are now supplied with ashbins, and, with rare exceptions, these are cleared weekly. There are 60,650 premises within the City which are cleared weekly, making the tremendous total of 3,153,800 calls made in the course of a year.

During the year under review 1,088 new houses have been erected. The total increase in new properties during the past five years now totals 4,251 and, owing to the recent re-organisation of collection, these have been cleared without any additional transport during the period. It is natural, therefore, that any further increase will call for additional transport.

During the year 70,838 tons of dry refuse and nightsoil were collected, consisting of :—

Dry Refuse	...	64,544 tons
Nightsoil	...	6,294 ..

574 tons of Trade Refuse were delivered to the destructor by traders.

The average weight of dry refuse collected during the twelve months per premises was 21.28 cwts.

The total nett cost of refuse collection and disposal for the year 1932 was £41,637, the cost per 1,000 population per annum, £150 10s. 5d., and the cost per 1,000 houses, £686 10s. 3d. per annum.



Year	Total Re- fuse Collec- ted (Tons)	Cost per 1000 Premises	Cost per 1000 Pop.	No. of New Houses	Nett Cost Rate in £	Total Nett Cost
1928 ...	78,858	£ 801	£ 166	929	10.73	£ 45,099
1929 ...	72,685	762	158	589	9.85	44,140
1930 ...	69,991	721	155	729	9.38	43,317
1931 ...	71,230	701	150	960	10.99	42,091
1932 ...	70,838	687	150	1,044	10.84	41,637

### DISPOSAL.

The amount of refuse disposed of by controlled tipping is now 75 per cent. of the total amount collected.

Five tips are at present being utilised, two having been completed during the year.

The Hanley Destructor Works is the only Destructor in operation. All offals and other offensive trades waste are dealt with at these works. Fertilisers and feeding meals are produced from waste meats, etc.

### STREET CLEANSING.

The work of street cleansing was transferred to the Health Committee in November, 1931, and a full year's work has therefore just been completed.

We were fortunate in this period in regard to snowfalls, having only two or three minor falls, which were cleared at a cost of £287.

The plant transferred to this department for street cleansing contained no mechanical appliances whatsoever, and the City is somewhat lacking in this respect.

One or two changes in the method of working have been made during the year, particularly in the town areas. Street orderly trucks in place of the horse, cart and gang system, allow a more frequent cleansing of these areas, one man being responsible for a given area. Under this system the employee is encouraged to take a pride in the cleansing of his section.

A good number of new type litter bins have been fixed at 'bus stopping places, and I am pleased to state that these are being used more and more. It is hoped to increase these until all recognised 'bus stops are fitted with these receptacles.

## SANITARY INSPECTION OF DISTRICT.

During the year 1932, 21,610 nuisances were dealt with, compared with 20,123 in 1931.

Table of premises visited and of re-visits made:—

Districts	1	2	3	4	5	6	7	8	9	10	11	Total
Houses completely examined on account of—												
Infectious diseases	41	98	35	38	62	22	34	24	48	—	27	429
Alleged nuisances	24	1	1	35	4	8	1	47	8	—	8	137
House inspection	—	1	6	5	—	—	—	1	1	—	—	14
Houses in which examinations were made in relation to—												
Occupants ...	9	—	—	1	13	2	—	10	2	18	3	58
Drainage ...	—	—	—	—	—	—	—	—	—	—	—	—
Structure ...	—	—	—	—	—	1	—	—	—	—	1	2
Total number of above houses ...	37	82	36	79	74	12	32	72	57	—	7	488
Total number of above houses in which defects were found ...	27	14	2	59	26	3	16	69	32	—	5	253
Number of defects in above houses ...	260	—	13	517	113	7	57	603	198	—	24	1792
Premises visited for other reasons than those set out above	4857	3909	3786	4448	6353	3044	3613	4063	1711	5739	4481	46004
Revisits to infectious disease ...	17	7	10	39	16	9	6	39	80	27	36	286
Revisits to nuisances	2530	1799	1337	3559	3848	1600	3601	3475	2971	2888	2263	29871



Table of sanitary defects found:—

District	1	2	3	4	5	6	7	8	9	10	11	Total Nuisances found
Houses dirty ...	3	2	2	4	5	—	7	5	51	9	6	94
„ overcrowded	15	1	1	14	5	2	14	28	3	40	22	145
„ damp or dilapidated ...	955	1074	636	1542	1043	380	834	1098	901	936	617	10016
„ badly lighted or ventilated	93	31	23	269	286	54	20	111	56	65	21	1029
Drainage defective ...	25	28	24	49	19	2	25	22	38	23	21	276
„ no disconnection ...	1	—	—	1	1	—	—	1	6	1	2	13
„ want of ...	5	11	3	5	13	—	—	2	1	22	5	67
„ stopped ...	39	112	51	80	70	18	93	93	168	59	101	884
Sinks defective or required ...	49	21	18	79	79	18	34	32	16	30	11	387
Bath, lavatory and sink waste pipes untrapped ...	—	4	1	1	—	—	—	—	—	—	1	7
Other drainage defects	52	30	18	74	65	4	63	57	48	13	41	465
Privies defective ...	3	1	23	—	1	2	1	—	3	—	—	34
Additional closets required ...	—	1	2	—	—	1	—	—	—	—	5	9
Defects in W.C.'s ...	288	220	62	271	390	94	176	172	230	37	27	1967
W.C.'s without flush	—	9	—	1	10	—	—	1	4	6	1	32
Waste water-closets defective ...	4	3	5	8	1	—	—	1	2	2	3	29
Ashbins required ...	248	257	63	429	515	47	338	196	204	336	241	2874
Outbuildings-defects	7	8	24	72	180	9	28	13	15	7	5	368
Paving ...	87	70	63	133	221	27	58	78	52	72	38	899
Houses without water supply ...	7	5	1	19	7	4	3	11	10	27	1	95
Other house nuisances	9	—	9	27	6	3	132	46	12	32	1	277
Accumulations dealt with ...	19	36	6	70	49	8	119	25	40	18	5	395
Manure Receptacles...	—	—	2	1	3	1	—	1	2	2	—	12
Keeping of animals ...	—	—	1	10	26	—	24	2	11	12	—	86
Insanitary and Indecent Urinals ...	—	—	—	—	—	1	—	—	1	—	—	2
Other outside nuisances ...	159	153	120	242	108	103	311	164	185	65	122	1732
<b>TOTAL—</b> ...	2068	2077	1158	3401	3103	778	2280	2159	2059	1814	1297	22194

The number of Informal Notices served during the year was 127, and the number of Statutory Notices, 10,231.

### Complaints.

During the year 3,250 complaints were received, 876 at the office, and 2,374 by the District Inspectors—222 of the total were unfounded.

Included in the total of 876 are 730 referred from the Health Visitors and Tuberculosis Nurses.

The following matters brought to the notice of the Department during the year were referred to the City Surveyor :—

Dangerous structures	...	...	7
Offensive sewer ventilators	...	...	1
Stopped sewers	...	...	2
Stopped surface water gullies	...	...	—
Defective street paving	...	...	1
Other matters	...	...	95
			106

Complaints were received with regard to 145 cases of overcrowding. These were investigated and the fact of overcrowding was established. In 14 of these the overcrowding was subsequently remedied.

### Inspection of Drainage Work.

District	1	2	3	4	5	6	7	8	9	10	11	Total
New Drains inspected.	27	16	8	1	11	—	2	8	6	4	16	99
Revisits while work in progress ...	24	34	16	10	20	—	—	18	46	2	26	196
Drains inspected after reconstruction ...	63	19	2	16	92	2	4	60	10	20	29	317
Revisits while work in progress ...	31	53	20	39	74	6	59	51	161	271	98	863
Other visits on account of drainage works	21	20	56	35	22	15	659	32	164	20	154	1198

### Drain Testing.

Chemical:—	Negative	...	...	372
	Positive	...	...	64
Colour:—	Negative	...	...	139
	Positive	...	...	56
Smoke:—	Negative	...	...	288
	Positive	...	...	7
Machine:—	Negative	...	...	12
	Positive	...	...	1
Hydraulic:—	Negative	...	...	—
	Positive	...	...	—
				811
Total—	Negative	...	...	811
	Positive	...	...	128

Of the above tests 142 were applied on account of infectious disease, 271 were made on receipt of complaints, and 526 were made during the progress of drainage work.



### Voluntary Conversion of Privies, etc.

Privies converted ... ..	6
Pails converted ... ..	—
Waste water-closets converted ...	19
Hand-flushed closets converted ...	—

### Conversion of Privies, etc.

#### Public Health Acts (Amendment) Act, 1907.

During the year the work of converting privies and pails into water-closets was re-commenced. The number of conversions completed under this scheme during the year was 51, consisting of 49 privies and 2 pails.

#### SUMMARY OF WORK OF CONVERSION OF ROCHDALE PAILS, 1932.

Number of pails for which notices have been served ... ..	147
Number of pails for which contracts have been signed ... ..	—
Number of pails completed by contract ... ..	—
Number of pails completed by direct labour ... ..	2
Number of pails completed by owners after notice ... ..	—
Number of pails in progress by owners after notice ... ..	—
Number of pails demolished by owners after notice ... ..	—
Number of pails in progress by direct labour ... ..	18

#### SUMMARY OF WORK OF CONVERSION OF PRIVIES, YEAR 1932.

Number of privies for which notices have been served ... ..	128
Number of Privies for which contracts have been sent out ... ..	—
Number of privies completed:—	
(a) By direct labour ... ..	49
(b) By owners after notice ... ..	5
Number of privies in progress—	
By direct labour ... ..	12

Work carried out during year under Section 49, Public Health Act (Amendment) Act, 1907. Additional sinks, drainage to dwelling-houses.

District where provided	Additional sinks	New drainage provided to sinks
Tunstall ... ..	3	2
Smallthorne ... ..	—	—
Hanley ... ..	13	17
Bucknall ... ..	—	—
Stoke ... ..	6	3
Longton ... ..	—	24
Burslem ... ..	—	5
Fenton... ..	2	3
TOTAL ... ..	24	54

## Unemployment Schemes.

### CONVERSION OF HAND-FLUSHED CLOSETS.

During the year the following closets were converted by providing water supply and flushing cisterns to closets that are flushed by hand.

4,799 conversions were completed by our workmen and 673 were done by the owners voluntarily.

This Scheme was completed in August, 1932.

### Legal Proceedings.

- (1) There were three summonses taken out to enforce the compliance of notices.

	£	s.	d.
(a) In two cases the Court made the necessary Order and imposed costs amounting to ... ..	1	16	6
(b) In one instance of the occupation of a condemned cellar, the summons was withdrawn on the occupant complying with the order and paying the costs.			

- (2) The Department obtained Contracts to carry out works to abate nuisances after the service of notices which were not complied with by the owners. The total amount of which was ... .. 45 9 0

### Ashbins.

During the year 2,496 notices were served on owners requiring them to provide sufficient ashes accommodation. In many cases, on the expiration of the time stated in the notices, it was found that bins had not been provided, the Corporation delivered them and the owners were charged with the cost.

The number thus delivered during the year was 1,367.

Byelaws are in force in the City with respect to:—

New Streets and Buildings ;  
Slaughterhouses ;  
Nuisances ;  
Common Lodging Houses ;  
Dairies, Cowsheds and Milkshops ;  
Public Conveniences ;  
Houses Let in Lodgings ;  
Offensive Trades ;  
Removal of Offensive and Noxious Matters ;  
Inspection of Meat.



## Offensive Trades.

These are in the area:—

Three Knacker's Yards ;  
Two Skin Markets ;  
Several Bone Burning Works ;  
Several Marine Stores, Tripe Boilers, and Gut Scrapers ;  
One Fat Melter ;  
A large number of Fish Fryers.

A list of Offensive Trades has been scheduled by the Authority and Byelaws are in force for their control.

The list of Scheduled Trades is as follows:—Fish friers, tripe boilers ; dealers in rags, bones, fat, animal skin or other like matter in an offensive condition ; manure manufacturers ; brick burners, gut scrapers, bone burners, tanners, leather dressers, fat melters or fat extractors, glue makers, size makers (except Potters' sizes), and blood driers.

### GUT SCRAPING.

There are three premises specially used for Gut Scraping. Under the Public Health (Meat) Regulations, 1924, Gut Scraping is prohibited in slaughterhouses. Five complaints have been received, but were remedied

### KNACKER'S YARDS.

There are three Knacker's Yards ; six complaints were received of nuisances at these premises.

### SKIN YARDS.

There two Skin Yards ; one at Cross Street, Stoke, and one at Mollart Street, Hanley. Two complaints were received of nuisances at these premises. One of the Skin Yards is situated in a congested area and is very unsatisfactory.

### FAT MELTING (EDIBLE).

This trade is carried on on a large scale and in a satisfactory manner at the Public Abattoir, Hanley. Up-to-date machinery is installed and no complaints have been received of any nuisance arising.

### TRIPE BOILING.

There are many tripe shops in the City, but in most cases the tripe is bought ready cleaned. The greater part of the tripe cleaned in the City is dealt with at eight establishments. Two complaints were received as to a nuisance arising. Some of the premises are unsatisfactory.

### MARINE STORES.

There are ten Marine Stores. a licence being granted to one this year and one cancelled, the business being given up. Lead, metal, rags, bones and bottles are the chief materials dealt with. These premises have been periodically inspected and found to be in a fairly satisfactory condition. The total number of inspections was 18.

### FRIED FISH SHOPS.

During the year in three instances, permission was given for premises to be used for the purposes of fish frying. 1,813 visits have been made to the premises used for this purpose. 96 defects were found

and 65 dealt with. The condition of the utensils, pans, etc., was generally found to be satisfactory. The Authority does not now permit a room in an ordinary working class dwelling-house to be converted into a fried fish shop.

### Common Lodging Houses.

There are 11 common lodging houses in the City. During the year 344 inspections of common lodging houses were made by day. Four notices were served for the rectifying of minor offences; they were all complied with.

The eleven lodging houses are registered for the accommodation of 353 persons per night. There were, according to the returns sent in, 70,780 persons accommodated during the year, as compared with 72,030 in 1931.

The premises are in the majority of cases old houses adapted for the purpose and some of the buildings are in a very poor condition.

New Byelaws will be in force next year (1933).

### Houses Let in Lodgings.

There are now on the register 155 houses. Five hundred and forty-three inspections were made during the year. Seventy-eight defects were found; these have since received attention.

### SMOKE NUISANCES.

For the abatement of smoke nuisances 727 time observations of half-an-hour have been taken of boiler chimneys during the year, as compared with 772 in the previous year.

Thirty-six complaints have been received during the year and investigated.

One hundred and eleven notices have been served for the abatement of smoke nuisances and thirty special slips have been left at various firms giving the results of observations.

Warnings have been given in 228 instances.

Fifty-nine visits have been made to Brick, Tile and Marl Works and twenty-one visits to Collieries, and the Managers and Firemen interviewed.

Of the 729 half-hour observations taken, 329 showed black smoke emitted for four minutes or more during the half-hour. The number of observations showing no black smoke was 123.

The number of observations emitting black smoke, but not exceeding the time limit was 275.

OBSERVATIONS.	1931	1932
Boiler Stack ... ..	772	727
Oven Stack ... ..	64	65
Kiln ... ..	98	110



INSPECTION OF—							1931	1932
Boilers	...	...	...	...	...	...	764	756
Ovens	...	...	...	...	...	...	152	197
Kilns	...	...	...	...	...	...	217	285
Interviews with owners or occupiers	...	...	...	...	...	...	764	815
Interviews with Engineers and Firemen	...	...	...	...	...	...	1090	1030
Warnings given	...	...	...	...	...	...	264	228
Preliminary notices served	...	...	...	...	...	...	40	38
Statutory notices served	...	...	...	...	...	...	99	75
Improvements effected	...	...	...	...	...	...	117	108
Re-inspection of premises	...	...	...	...	...	...	269	277

#### DEMONSTRATIONS IN FIRING.

Boilers	...	...	...	...	...	...	24	30
Kilns	...	...	...	...	...	...	—	1
Ovens	...	...	...	...	...	...	1	1
Reports for non-abatement	...	...	...	...	...	...	1	—
Special reports submitted	...	...	...	...	...	...	3	—
Visits for other causes	...	...	...	...	...	...	501	491
Prosecutions	...	...	...	...	...	...	1	—

The following is a summary of the alterations made and appliances fitted in order to prevent the emission of excessive quantities of smoke:—

							1931	1932
Air tubes fitted	...	...	...	...	...	...	2	3
Boilers provided	...	...	...	...	...	...	1	3
Flues cleaned	...	...	...	...	...	...	14	44
Improvement in Fuel	...	...	...	...	...	...	19	29
Improvement in Firing	...	...	...	...	...	...	12	31
Mirrors fixed or replaced	...	...	...	...	...	...	8	12
New Boiler Stacks	...	...	...	...	...	...	3	1
Patent Grates provided	...	...	...	...	...	...	4	3
Patent Bars fitted in Sets	...	...	...	...	...	...	18	18
Patent Furnaces provided	...	...	...	...	...	...	6	4
Smoke Consumers fitted	...	...	...	...	...	...	28	28
Steam Jets provided	...	...	...	...	...	...	5	4
Repairs to Boilers, Boiler Furnaces, Engines, Brickwork, Economisers, Kiln Furnaces, Ovens Stacks, Flues and Ventilators	...	...	...	...	...	...	50	61
Induced Draught Fan fitted	...	...	...	...	...	...	3	6
Oil Engine or Motor installed	...	...	...	...	...	...	7	4

The following is a summary of the results of the half-hour observations taken of Boiler chimneys:—

							1931	1932
Number of chimneys observed	...	...	...	...	...	...	224	272
Number of observations taken	...	...	...	...	...	...	772	727
Average number of observations taken per chimney	...	...	...	...	...	...	3.44	3.08

#### RESULTS OF OBSERVATIONS:—

		Black	Moderate	None
Total amount of smoke in minutes	...	2719.0	9032.5	10058.5
Average amount of smoke in minutes	...	3.74	12.42	13.84

## OVENS AND KILNS.

During the year 110 timed observations have been made of kilns and 65 of ovens.

One hundred and seventy-eight interviews have been held with kiln firemen, 127 with Oven Firemen, and 81 with other Oddmen and Assistants.

### Rats and Mice (Destruction) Order, 1919.

The Rat Catcher made the following inspections during the year. The number of visits paid to various premises was as follows :—

Sewage Works	...	...	...	...	34
Factories	...	...	...	...	540
Farms and Stables	...	...	...	...	21
Shops and Bakehouses	...	...	...	...	348
Private Houses	...	...	...	...	11
Warehouses	...	...	...	...	119
Collieries and Ironworks	...	...	...	...	37
Garden Allotments	...	...	...	...	—
Hotels and Restaurants	...	...	...	...	177
Schools, Hospitals, etc.	...	...	...	...	42
Tips...	...	...	...	...	15
Picture Palaces	...	...	...	...	150
Market Halls and Town Yards	...	...	...	...	141
Corporation Housing Sites	...	...	...	...	—
Garages	...	...	...	...	16
Offices	...	...	...	...	50
					1701

The number of rats known to have been killed during the year, and the methods employed were as follows :—

Poisons	...	...	...	...	35868
Dogs	...	...	...	...	35
Traps	...	...	...	...	112
Bird Lime	...	...	...	...	—
Sprays	...	...	...	...	—
					36015

During the year £164 13s. 6d. was paid to the Corporation by various owners of premises for work done by the Rat Catcher. This branch of the work is becoming more self supporting each year.



## **Methods of Dealing with Infested Premises.**

### **POISONS USED :—**

1. Phosphorus Preparations. Harrisons has been used with good results.
2. BARIUM CARBONATE (Commercial).
  - (a) Made up in paste. Fair results.
  - (b) Mixed with castor sugar, oatmeal and salt, used dry and wrapped up in tissue paper. Not very successful.
3. RED SQUILL BISCUITS. Very good results.
4. RAT LIME. Successfully used in private houses, etc., for mice, but not suitable for rats in China and Earthenware Factories on account of heat.
5. STRYCHNINE.

This poison is too deadly for general use, but put in safe places very effective when put between butter puff biscuits.

In many instances drains have been relayed and rooms rat proofed with effective results.

### **6. TRAPPING.**

Steel and wire traps have been used with success where it was inadvisable to lay poisons.

### **INFESTED PREMISES.**

The premises found to be most infested with rats are Food Stores, Factories and Institutions.

### **Schools.**

The Medical Officer of Health is the School Medical Officer, and a separate Report is published.

All the schools were inspected four times during the year in relation to the sanitary conditions and water supply. The list of sanitary defects, numbering 331, were referred to the Education Authority.

### **School Closure.**

No schools were closed on account of the presence of infectious diseases.

### **Sanitary Condition of Theatres, Music Halls, etc.**

There were thirty-one picture palaces and theatres. These premises were inspected periodically and 79 minor defects found were immediately remedied by the managers. A new picture palace has been opened during the year and the Grand Theatre was burned down.

### **Distribution of Lime and Lime Brushes.**

Facilities exist throughout the district for the free distribution of lime and the loan of whitewash brushes for the cleansing of houses where this is desirable; this has assisted in obtaining a higher standard of cleanliness in the poorer class of houses.

### **Public Urinals.**

The whole of the public urinals were systematically inspected. They were found to be in a fairly satisfactory condition.

### **MILK SUPPLY.**

During the year a considerable amount of extra work has been carried out by this Department in connection with the sale and distribution of milk in the City. A complete revision of the lists of milk sellers has been made and in consequence the number on the register has been increased from 477 to 573, and the number of inspections made were 2,482, as compared with 1,274 for the previous year.

An entirely new register has been compiled and a sketch plan of the premises made. In the case of milkshops a very considerable amount of sanitary improvements has been carried out. The Inspectors during their visits have done a very large amount of educational work concerning the production, handling and distribution of milk.

Under the auspices of the Ministry of Agriculture and in conjunction with the City Health Department a special course of lectures was held, and this was commented upon with very great satisfaction by the Inspector for the Ministry of Agriculture and Fisheries.

### **The Milk and Dairies (Consolidation) Act, 1915.**

All samples of milk taken for bacteriological examination were submitted to Dr. J. Menton, the Staffordshire County Bacteriologist.

During the year two hundred and sixty-two samples of milk were taken for examination as to the presence of tubercle bacilli; 33 were reported to contain tubercle bacilli; this represents a rate of 12.5 per cent. of samples affected this year, as compared with 14 per cent. the previous year.

Of the thirty-three positive cases of tuberculosis reported, fifteen were from farms situate within the city and eighteen from farms outside the City.

The powers conferred by this Act were put into operation in each case.

In addition to the examination of each sample for tubercle bacilli, all the 262 samples of milk mentioned above were examined for the presence of B. Coli, and a bacterial count was made at the same time.

Taking the standard of 200,000 organisms per c.c., and no B.Coli in 1/100th c.c., or the Grade A milk maximum limit as a basis for ordinary raw milk, the 262 samples show an average count of 221,022 organisms per c.c. Fifty-eight samples were found to contain bacteria exceeding the Grade A maximum limit and were as follows:—



1.	Contained 1,600,000 organisms per c.c.—	B. Coli in 1/1000th c.c.
2.	268,000	1/10th c.c.
3.	404,000	1/1000th c.c.
4.	328,000	1/100th c.c.
5.	560,000	1/10th c.c.
6.	488,000	No B. Coli in 1 c.c.
7.	360,000	1 c.c.
8.	256,000	B. Coli in 1/10th c.c.
9.	1,600,000	1/100th c.c.
10.	248,000	No. B. Coli in 1 c.c.
11.	272,000	B. Coli in 1/1000th c.c.
12.	376,000	1/1000th c.c.
13.	208,000	1/100th c.c.
14.	224,000	1/100th c.c.
15.	1,600,000	1/1000th c.c.
16.	720,000	1/1000th c.c.
17.	1,600,000	1/1000th c.c.
18.	600,000	1/100th c.c.
19.	800,000	1/1000th c.c.
20.	720,000	1/100th c.c.
21.	320,000	No B. Coli in 1 c.c.
22.	652,000	B. Coli in 1/1000th c.c.
23.	320,000	1/1000th c.c.
24.	1,280,000	1/1000th c.c.
25.	208,000	1/1000th c.c.
26.	2,480,000	1/1000th c.c.
27.	1,860,000	1/10th c.c.
28.	2,400,000	1/1000th c.c.
29.	640,000	1/100th c.c.
30.	640,000	1/1000th c.c.
31.	1,680,000	1/1000th c.c.
32.	416,000	1/1000th c.c.
33.	2,400,000	1/1000th c.c.
34.	328,000	1/10th c.c.
35.	336,000	No B. Coli in 1 c.c.
36.	448,000	B. Coli in 1 c.c.
37.	1,680,000	1/1000th c.c.
38.	1,600,000	1/1000th c.c.
39.	240,000	1/100th c.c.
40.	880,000	1/1000th c.c.
41.	2,162,000	1/1000th c.c.
42.	220,000	1/1000th c.c.
43.	318,000	1/10th c.c.
44.	1,680,000	1/1000th c.c.
45.	1,120,000	1/1000th c.c.
46.	480,000	1/1000th c.c.
47.	310,000	1/1000th c.c.
48.	378,000	No B. Coli in 1/1000th c.c.
49.	560,000	B. Coli in 1/1000th c.c.
50.	1,600,000	No B. Coli in 1 c.c.
51.	248,000	B. Coli in 1/1000th c.c.
52.	376,000	1/1000th c.c.
53.	328,000	1/1000th c.c.

54.	Contained	208,000 organisms per c.c.—B. Coli in 1/10th c.c.
55.	"	296,000 " " " " 1 c.c.
56.	"	2,600,000 " " " " 1/100th c.c.
57.	"	1,400,000 " " " " 1/1000th c.c.
58.	"	408,000 " " " " 1/100th c.c.

The producers in each case were notified and warned; further samples taken from the same source were, upon examination, found to be considerably improved.

### The Milk (Special Designations) Order, 1923.

Forty-seven licences were granted during the year for the use of the following designations :—

Certified	...	...	3 licences
Grade "A" T.T.	...	...	4 licences
Grade "A"	...	...	29 licences
Pasteurised	...	...	11 licences

Seventy-five samples of "Graded Milk" were collected and submitted for a bacterial count; and of these fourteen were returned as containing bacteria in excess of the maximum limit allowed for the respective grades. Of the above seventy-five samples thirty-two were also examined for the presence of tubercle bacillie, one being returned as a positive case.

With regard to the graded milks of high bacterial count, repeat samples were found to be within the standard.

The average bacterial count of all Graded Milk was 61,384 organisms per c.c.

The average bacterial count for each Grade was as follows :—

Certified	...	1,480	Standard	...	30,000
Grade "A" T.T.	...	27,934	"	...	200,000
Grade "A"	...	66,435	"	...	200,000
Pasteurised	...	131,300	"	...	100,000

### Cowsheds.

During the latter end of the year a systematic inspection and recording of all the cowsheds in the City was commenced and a new register will be compiled.

The number of cowsheds on the register is 328. Visits paid, 737. The number of dairies on the register, 192. Visits paid, 380.

All the sheds have been limewashed at least twice during the year.

Repairs have been carried out at a number of cowsheds during the past year.

The approximate number of milking cows throughout the City is 1,983, as compared with 1,911 in the previous year.



# FOOD AND DRUGS (ADULTERATION) ACT, 1928.

The number of Samples taken for Analysis by the Public Analyst during the year was 734.

**Table giving Number of Samples, etc.**

Total number of Samples submitted for Analysis				Formal	Informal	Result of Analysis	
						Genuine	Not Genuine
2	Aspirin Tablets	...	...	1	1	2	—
1	Arrowroot	...	...	1	—	1	—
4	Almonds, Ground	...	...	3	1	4	—
19	Butter	...	...	14	5	19	—
1	Bread	...	...	1	—	1	—
1	Bread, Milk	...	...	1	—	1	—
6	Brawn	...	...	6	—	6	—
1	Beef Roll	...	...	1	—	1	—
1	Beef Dripping	...	...	1	—	1	—
1	Brisling, in Pure Olive Oil	...	...	—	1	1	—
1	Bi-Carbonate of Soda	...	...	—	1	1	—
1	Brown-It, Gravy	...	...	—	1	1	—
29	Cheese, Cheshire	...	...	29	—	29	—
2	„ English	...	...	2	—	2	—
2	„ Cheddar	...	...	1	1	2	—
7	Coffee	...	...	5	2	7	—
6	Cream	...	...	2	4	6	—
1	Crab, Preserved	...	...	—	1	1	—
2	Cream of Tartar	...	...	2	—	2	—
1	Citric Acid	...	...	—	1	1	—
2	Cinnamon, Ground	...	...	2	—	2	—
2	Cocoa	...	...	1	1	2	—
1	Egg Vermicelli	...	...	—	1	1	—
1	Flowers of Sulphur	...	...	1	—	1	—
2	Self Raising Flour	...	...	1	1	2	—
5	Ground Ginger	...	...	4	1	5	—
2	Gentian Root, powdered	...	...	2	—	2	—
2	Glycerine	...	...	2	—	2	—
2	Gin	...	...	—	2	2	—
1	Glace Cherries...	...	...	1	—	1	—
1	Gum, Chewing	...	...	—	1	1	—
1	Honey	...	...	—	1	1	—
1	Honey and Butter Toffee	...	...	—	1	1	—
1	Ham, Boiled	...	...	1	—	1	—
1	Ham and Beef Roll	...	...	1	—	1	—
1	Ice Cream	...	...	—	1	1	—
15	Jam, Strawberry	...	...	12	3	15	—
5	„ Black Currant	...	...	5	—	4	1
1	„ Raspberry	...	...	—	1	1	—
2	„ Damson	...	...	2	—	2	—
2	„ Plum	...	...	2	—	2	—
1	„ Strawberry and Apple	...	...	1	—	1	—
2	Jelly, Table	...	...	—	2	2	—
6	Lard	...	...	6	—	6	—
2	Liquorice Powder	...	...	2	—	2	—
1	Lemon Curd	...	...	1	—	1	—
1	Lemon Cheese...	...	...	1	—	1	—
1	Liquid Paraffin	...	...	1	—	1	—
5	Margarine	...	...	5	—	5	—
159	Total carried forward	...	...	124	35	158	1

Table giving Number of Samples, etc.—Continued.

Total number of Samples submitted for Analysis				Formal	Informal	Result of Analysis	
						Genuine	Not Genuine
159	Total brought forward	...	...	124	35	158	1
1	Mustard	...	...	—	1	1	—
1	Meat, Potted	...	...	1	—	1	—
1	Milk of Sulphur	...	...	1	—	1	—
2	Marmalade	...	...	2	—	2	—
422	Milk	...	...	422	—	396	26
1	„ Appeal to Cow	...	...	—	1	1	—
1	„ Grade “A” T.T....	...	...	1	—	1	—
2	„ Grade “A”	...	...	2	—	2	—
1	„ Pasteurised	...	...	1	—	1	—
1	„ Condensed Full Cream...	...	...	—	1	1	—
2	Mincemeat	...	...	1	1	2	—
1	Orange Squash	...	...	—	1	1	—
5	Oil, Camphorated	...	...	—	5	5	—
2	„ Olive	...	...	1	1	2	—
1	„ Eucalyptus	...	...	—	1	1	—
3	„ Castor	...	...	3	—	3	—
1	Ointment, Iodine	...	...	—	1	1	—
1	„ Strong Mercurial...	...	...	—	1	1	—
6	Peas, Tinned	...	...	3	3	6	—
17	Pepper	...	...	16	1	17	—
1	Pork, Pressed	...	...	1	—	1	—
2	Prawns...	...	...	1	1	2	—
1	Paste, Salmon and Shrimp	...	...	—	1	1	—
1	„ Salmon...	...	...	1	—	1	—
2	Peel, Candied, Orange	...	...	2	—	2	—
1	„ „ Lemon	...	...	1	—	1	—
1	„ „ Citron...	...	...	1	—	1	—
1	Rum	...	...	1	—	1	—
1	Sponge Cake	...	...	1	—	1	—
9	„ Sandwich	...	...	9	—	9	—
1	„ Fingers	...	...	—	1	1	—
1	Syrup, Black Currant	...	...	—	1	1	—
4	„ Golden...	...	...	2	2	4	—
2	Sugar	...	...	—	2	2	—
2	Sild, in pure Olive Oil	...	...	—	2	2	—
4	Sausage, Preserved	...	...	1	3	4	—
5	„	...	...	5	—	5	—
1	„ Luncheon	...	...	1	—	1	—
2	Sauce	...	...	—	2	2	—
2	Sultanas	...	...	—	2	2	—
1	Steak and Kidney Pie	...	...	1	—	—	1
1	Spirit of Turpentine	...	...	1	—	1	—
2	Tripe	...	...	2	—	2	—
2	Tea	...	...	—	2	2	—
2	Treacle, Black...	...	...	1	1	2	—
1	Tartaric Acid	...	...	1	—	1	—
1	Tincture of Iodine	...	...	1	—	1	—
1	Tincture of Nux Vornica	...	...	—	1	1	—
1	Tincture of Rhubarb	...	...	1	—	1	—
33	Vinegar Malt	...	...	33	—	33	—
11	Vinegar	...	...	11	—	10	1
1	Vinegar, Table	...	...	1	—	—	1
2	Whisky	...	...	—	2	2	—
734	Totals	...	...	658	76	704	30



Formal Samples	...	658	Informal Samples	...	76
Genuine Samples	...	704	Non-Genuine Samples	...	30

Thirty-two samples of milk were taken in course of delivery to Public Institutions, and seventeen in the course of Sunday mornings' samplings.

The average standard of fat in the milk samples passed as genuine was as follows:—

Quarter ending March 31st.	106 samples	...	...	3.68%
" " June 30th	87	"	...	3.85%
" " Sept. 30th.	84	"	...	3.76%
" " Dec. 31st.	130	"	...	3.89%

The standard of fat in milk as required by the Board of Agriculture in the Sale of Milk Regulations, 1901, is that milk shall contain not less than 3%

#### Proceedings under the Acts were Instituted as follows :—

Date of Purchase	Charge	Results	Penalty	Costs
1932			£ s. d.	£ s. d.
Feb. 9th	Selling milk found to contain 11.8% added water ...	Convicted	3 0 0	2 12 4
Feb. 16th	Selling milk found to contain 10% added water ...	Convicted	3 0 0	2 12 4
June 21st	Selling milk found to be 10% deficient in fat ...	Convicted	2 0 0	1 14 6
Aug. 23rd	Selling milk found to be 10.7 %	Convicted	3 0 0	2 4 6
Aug. 28th	Selling milk found to be 26% deficient in fat ...	Convicted		
Aug. 28th	Selling milk found to be 26% deficient in fat ...	Convicted	12 0 0	4 7 0
Sept. 28th	Failure to mark imported butter foreign ...	Convicted	10 0	1 1 0
Dec. 12th	Selling milk found to contain 6% added water ...	Withdrawn	—	—
Dec. 15th	Selling milk found to contain 3.1% added water ...	Dismissed	—	—
		Total ...	23 10 0	14 11 8

# Details of Non-Genuine Samples where Proceedings were not Instituted.

No. of Sample	Article	Remarks
2	Milk	Sample was 4% deficient in fat. Repeat sample proved genuine.
5	Milk	Sample was 2.3% deficient in fat. Repeat sample proved genuine.
25	Milk	Sample was 4.6% deficient in fat. Repeat sample proved genuine.
63	Milk	Sample was 1.40% deficient in non-fatty solids. Repeat sample proved genuine.
65	Black Currant Jam	Sample contained 30% Damson Jam. No proceedings owing to death of witness.
70	Milk	Sample was 5% deficient in fat. Repeat sample proved genuine.
77	Milk	Sample was 8% deficient in fat. Repeat sample proved genuine.
110	Milk	Sample was 5.6% deficient in fat. Repeat sample proved genuine.
138	Milk	Sample was 3.5% deficient in fat. Repeat sample proved genuine.
158	Vinegar	Sample was 16% deficient in acetic acid. No proceedings owing to death of witness.
189	Milk	Sample was 3.8% deficient in non-fatty solids. Warning sent.
202	Milk	Sample was 2.3% deficient in non-fatty solids. Warning sent.
280	Milk	Sample was 5.6% deficient in fat. Repeat sample genuine. Warning sent.
366	Milk	Sample was 3% deficient in fat. Repeat sample genuine. Warning sent.
403	Table Vinegar	Sample contained 100% artificial vinegar containing 4.14% of acetic acid. This is commercial acetic acid, not acetic acid the product of fermentation. Warning letter sent to vinegar brewer.
433	Milk	Sample was 5% deficient in fat and 2.8% deficient in non-fatty solids. Repeat sample genuine. Warning sent.
454	Milk	Sample contained 2.8% of added water. Warning sent.
54A/T	Milk	Sample taken in connection with No. 454 at the farm, 2% deficient in non-fatty solids. Letter of caution and advice. Sample taken by the Staffordshire County Council.
607	Milk	Sample was 2.2% deficient in non-fatty solids. Letter of caution.
613	Steak and Kidney Pie	Sample contained no kidney. Letter of caution.
616	Milk	Sample found to be 1.4% deficient in non-fatty solids. Repeat sample genuine.
617	Milk	Sample contained 6.8% added water. Letter of warning.
624	Milk	Sample contained 4% added water. Letter of warning.
2 A/V 3 A/V	Milk Milk	} Sample was 1.9% deficient in non-fatty solids. Sample was 1% deficient in non-fatty solids. These two samples were taken at the farm in connection with No. 624, water gaining access to milk owing to defective union to feed pipe of milk cooler. Letter of warning. Samples taken by Staffordshire County Council.



### **Preservatives in Milk, Butter, Margarine, etc.**

Of the 422 samples of milk submitted for analysis, none were found to contain preservatives.

No preservative was found in the six samples of cream, and of the nineteen samples of butter submitted no preservatives were found.

Five samples of margarine contained no preservatives, but one sample was found to contain 4 per cent. of butter. None of the made-up foodstuffs such as brawn, beef roll, potted meats, sausage and luncheon sausage contained any preservatives.

Four samples of preserved sausage contained Sulphur Dioxide in permissible quantities.

### **Registration of Margarine Dealers.**

No fresh registrations were made during the year. Twenty visits were made to registered premises, no infringements being found.

### **Artificial Cream Act, 1929.**

There has been one new registration during the year.

### **Fertilizers and Feeding Stuffs Act, 1928.**

Seven samples were taken as follows :—

- 3 Indian Meal (best).
- 1 Sussex Ground Oats.
- 1 Barley Meal.
- 1 Palm Kernel (plain).
- 1 Palm Kernel (sweetened).

One sample was slightly deficient in oil and fibre and showed excess of albuminoids (protein).

### **Rag Flock Act.**

Six samples of rag flock were taken for examination as to cleanliness and found to conform to the standard laid down by the Act.

### **Merchandise Marks Act.**

Two hundred and ninety-seven visits were made in connection with the above mentioned Act.

There has been one prosecution, and four warnings given for infringements under the Act.

### **Other Foods.**

Two Inspectors devote the whole of their time to the inspection of slaughterhouses, food, the supervision of premises where food is manufactured and stored, and premises such as Greengrocers' Shops,

Tripe Cleaning premises, Cold Stores, Wholesale Fruit Stores, Grocers' Shops, premises in which sausages and meat pies are made, etc.

During the year 38,210 visits were paid, compared with 37,622 during the previous year, as follows:—

4,582 visits were paid to slaughterhouses.  
 16,712 visits were paid to Meat Shops, English and Foreign.  
 2,984 visits were paid to Fish Shops, retail and wholesale.  
 3,280 visits were paid to Markets, and  
 10,652 visits were paid to other premises.

#### Carcases, etc., Examined.

Carcases of Home-killed animals specially examined, 61,018.  
 Carcases and Quarters of Frozen and Chilled Meat, etc., 44,320.  
 Rabbits, English, 14,140 couples. Rabbits, Imported, 108 cases.

Also a large quantity of Bacon, Cheese, Ham, Eggs, Butter, Fish, Tinned Goods, Fruit and Vegetables.

Condemned and voluntarily surrendered—

Home-killed Beef (including 139 Carcases)	...	91,528 lbs.
Mutton	84	4,404 "
Pork	54	8,232 "
Veal	39	1,660 "
Beef (Imported)	...	798 "
Mutton (Imported)	...	1981 "
Offals	...	62,658 "
Fish	...	705 "
Tinned Goods	...	3,542 "
Fruit—Vegetables	...	9,612 "
Bacon and Ham	...	280
Rabbits	...	30½ "
Eggs (Imported)	...	4 "
Poultry	...	185 "
Tripe	...	— "
Cheese	...	— "
Total	...	185,619½ "

or 82 Tons, 17 Cwts., 1 qr., 17½ lbs.

Number of voluntary surrenders	...	1,235
Number of seizures	...	7

Of the 139 Bovine Carcases condemned—

61 or 43.88% were affected with Tuberculosis,  
 and 78 or 56.12% with other diseases.

The whole of the meat found to be unfit for human consumption is now dealt with at the Waste Eliminator Plant at Hanley.



### Prosecutions under Public Health Act, 1875.

	Offence Committed	Penalty												
No. 1 Case	Selling unsound potatoes	<table><tr><td></td><td>£</td><td>s.</td><td>d.</td></tr><tr><td>Fined ...</td><td>10</td><td>0</td><td>0</td></tr><tr><td>Special Costs</td><td>6</td><td>3</td><td>0</td></tr></table>		£	s.	d.	Fined ...	10	0	0	Special Costs	6	3	0
	£	s.	d.											
Fined ...	10	0	0											
Special Costs	6	3	0											
Case Nos. 2, 3, 4, 5	Selling unsound potatoes	<table><tr><td>Fined ...</td><td>20</td><td>0</td><td>0</td></tr><tr><td>Special Costs</td><td>6</td><td>3</td><td>0</td></tr></table>	Fined ...	20	0	0	Special Costs	6	3	0				
Fined ...	20	0	0											
Special Costs	6	3	0											

### Prosecutions under Merchandise Marks Act, 1926.

	Offence Committed	Penalty
Cases Nos. 1, 2, 3, 4	Imported Tomatoes Unlabelled	Fined £1 in each case. Costs 10/6 each case.

### Slaughterhouses.

There are 53 slaughterhouses in the City (including the Corporation Abattoirs).

	Total	Registered	Licensed	Vacant
Tunstall ... ..	4	2	2	—
Burslem ... ..	8	7	1	—
Hanley ... ..	12	10	2	—
Stoke ... ..	3	2	1	—
Fenton ... ..	8	8	—	—
Longton and Meir ...	11	10	1	—
Smallthorne and District	4	2	2	—
Bucknall... ..	3	1	2	—
	<b>53</b>	<b>42</b>	<b>11</b>	<b>—</b>

	In January 1932	In December 1932
Registered ... ..	42	42
Licensed ... ..	12	11
	<b>54</b>	<b>53</b>

Sixty-four Personal Notices were served throughout the year for the limewashing of slaughterhouses, lairs, etc., also for the replacing of wornout garbage vessels. In every case the notices were complied with.

The private slaughterhouses are scattered throughout the whole of the City, and hours of slaughter have to be notified under the Public Health (Meat) Regulations, 1924. Regulations complied with.

A definite standard is now laid down for all slaughterhouses and it is hoped to effect many improvements throughout the City.

ICE CREAM SHOPS. During the year 20 visits have been made to these premises. The defects found and dealt with were two.

### Canal Boats.

During the year 1,013 Canal Boats have been inspected in this district. They were found to be clean, well ventilated, and in a good state of repair.

The accommodation provided on these 1,013 canal boats was as follows :—

3,279 persons, being an average of 3.24 per boat. The number of persons in occupation was:—2,999, viz.:—males, 1,333 ; females, 811 ; children, 855 ; being 44.4 per cent. males ; 27.0 per cent. females ; 28.6 per cent. children ; or an average of 2.96 persons in occupation per boat, but, if two children are counted as one adult, reduces the average in occupation to 2.5.

Of the 855 children on board, there were 515 or 17.2 per cent. over five years and therefore of school age, 340 or 11.4 per cent. were under five years of age, 448 or 15.2 per cent. were boys, and 407 or 13.6 per cent. were girls.

These canal boats were registered to carry the following number of persons :—

19 boats were registered to carry 5 persons				
2	„	„	4½	„
193	„	„	4	„
13	„	„	3½	„
785	„	„	3	„
1 boat was registered to carry			2½	„
<hr/>				
1,013				
<hr/>				

Two hundred and fourteen boats had a fore cabin, being 21.1 per cent. of the boats inspected. They were registered as follows:—

11 boats were registered to carry 2 persons	
4	boats were registered to carry 1½ „
199 boats were registered to carry 1 person	
<hr/>	
214	

In 41 cases the captains were also the owners of the boats, and eight boats inspected had women captains. In 78 cases a pair of canal boats were worked by one family (in some cases with assistance.)



## Infringements of Acts and Regulations.

Infringements of Acts and Regulations:—

(a)	Registration	...	...	...	...	—
(b)	Notification of change of master	...	...	...	...	—
(c)	Certificates	...	...	...	...	7
(d)	Marking	...	...	...	...	—
(e)	Overcrowding	...	...	...	...	7
(f)	Separation of sexes	...	...	...	...	7
(g)	Cleanliness	...	...	...	...	—
(h)	Ventilation	...	...	...	...	—
(i)	Painting	...	...	...	...	13
(j)	Provision of water vessel	...	...	...	...	4
(k)	Removal of bilge water	...	...	...	...	3
(l)	Other defects or dilapidations	...	...	...	...	19
(m)	Notification of infectious disease	...	...	...	...	—
(n)	Admittance of Inspector	...	...	...	...	—
						60

No legal proceedings were taken under the Canal Boats Acts or Regulations during this period.

The usual blue notices were served in thirty-seven cases for sixty infringements ; most of these have been returned, duly signed, signifying that the said infringements had been rectified.

There were no cases of infectious disease met with on a canal boat during 1932.

There are at present on the register (according to the revised list)—

- (a) 191 boats known to be working ;
- (b) 134 boats that are cancelled, broken up or cannot be traced.

---

325

No canal boats were registered during the year by this Authority.

## INFECTIOUS DISEASES.

The following is a list of the diseases which at present have to be notified to the Medical Officer of Health:—Scarlet Fever, Diphtheria, Membraneous Croup, Typhoid Fever (Enteric and Paratyphoid Fever), Puerperal Fever, Puerperal Pyrexia, Cholera, Erysipelas, Smallpox, Typhus Fever, Relapsing Fever, Plague, Cerebro-spinal Fever, Acute Poliomyelitis, Pulmonary Tuberculosis, other forms of Tuberculosis, Ophthalmia Neonatorum, Malaria, Dysentery, Acute Primary Pneumonia, Acute Influenzal Pneumonia, Acute Encephalitis Lethargica, Acute Polio-Encephalitis, and Penphigus Neonatorum.

TABLE 7.—Cases of Infectious Diseases notified during the year 1932.

Disease	Total Cases notified in each Locality of the District						Number of Cases Notified At Ages—Years								Total Cases removed to Hospital			
	Tunstall	Burslem	Hanley	Stoke	Fenton	Longton	Smallthorne		At all Ages	Under 1	1 to 5	5 to 15	15 to 25	25 to 45		45 to 65	65 and upwards	
							Norton, Bucknall, etc.	Wards 27 & 28										
Smallpox	—	—	—	—	—	—	—	—	—	—	—	—	—	—	—	—	—	
Cholera	...	...	...	...	...	...	...	...	163	3	35	81	29	14	1	—	—	156
Diphtheria and Membranous Croup	...	...	...	...	...	...	...	...	125	4	4	4	12	32	57	12	41	
Erysipelas	...	...	...	...	...	...	...	...	213	2	69	116	14	12	—	—	181	
Scarlet Fever	...	...	...	...	...	...	...	...	8	—	—	2	—	4	1	1	7	
Enteric Fever	...	...	...	...	...	...	...	...	23	—	—	—	6	15	2	—	12	
Puerperal Fever	...	...	...	...	...	...	...	...	27	—	—	—	14	13	—	—	11	
Puerperal Pyrexia	...	...	...	...	...	...	...	...	1	—	1	—	—	—	—	—	1	
Cerebro Spinal Meningitis	...	...	...	...	...	...	...	...	—	—	—	—	—	—	—	—	—	
Poliomyelitis	...	...	...	...	...	...	...	...	2	—	—	—	—	1	1	—	1	
Encephalitis Lethargica	...	...	...	...	...	...	...	...	582	—	14	80	130	198	148	12	—	
Pulmonary Tuberculosis	...	...	...	...	...	...	...	...	126	2	22	53	26	16	6	1	—	
Other forms of Tuberculosis	...	...	...	...	...	...	...	...	81	81	—	—	—	—	—	—	—	
Ophthalmia Neonatorum	...	...	...	...	...	...	...	...	32	32	108	127	55	81	59	16	25	
Pneumonia, Primary	...	...	...	...	...	...	...	...	478	70	116	46	5	16	21	10	21	
Pneumonia, Broncho	...	...	...	...	...	...	...	...	284	2	2	3	7	12	14	6	—	
Pneumonia, Influenzal	...	...	...	...	...	...	...	...	46	—	—	—	—	—	—	—	—	
Malaria	...	...	...	...	...	...	...	...	—	—	—	—	—	—	—	—	—	
Dysentery	...	...	...	...	...	...	...	...	—	—	—	—	—	—	—	—	—	
Chicken Pox (3 months)	...	...	...	...	...	...	...	...	188	5	74	102	6	1	—	—	2	
Pemphigus Neonatorum	...	...	...	...	...	...	...	...	9	9	—	—	—	—	—	—	1	
Food Poisoning	...	...	...	...	...	...	...	...	6	—	—	—	1	4	1	—	—	
TOTALS	205	402	693	331	217	269	245	2362	210	445	614	305	419	311	58	—	459	
Isolation Hospitals— Name and Situation	Infectious Diseases Hospital, Bucknall						...	Total Available Beds, 264.										
	Stanfield Sanatorium, Burslem						...	" " " " " "						101.				
	North Staffs. Joint Smallpox Hospital						...	" " " " " "						90				

Isolation Hospitals—  
Name and Situation

Infected Diseases Hospital, Bucknall ... Total Available Beds, 264.  
Stanfield Sanatorium, Burslem ...  
North Staffs. Joint Smallpox Hospital ... 101.  
... " " " 90



TABLE 8, showing the numbers of cases and deaths from Scarlet Fever, Diphtheria and Enteric Fever during the past 10 years.

		Scarlet Fever		Diphtheria		Enteric Fever	
		Cases	Deaths	Cases	Deaths	Cases	Deaths
1923	...	1373	22	221	10	20	3
1924	...	1886	28	229	10	4	3
1925	...	996	19	288	19	9	1
1926	...	558	9	260	22	19	5
1927	...	445	5	246	10	23	1
1928	...	585	7	311	6	11	1
1929	...	340	1	270	11	12	1
1930	...	222	2	260	11	19	3
1931	...	157	0	210	17	3	1
1932	...	213	1	163	5	8	0

#### SCARLET FEVER.

Number of cases notified	...	...	...	213
Number of deaths	...	...	...	1
Case fatality per cent.	...	...	...	0.47
Number of cases removed to hospitals	...	...	...	181
Percentage of cases removed	...	...	...	85.0

The attack rate for the City during the year was 0.80 per 1,000 of the population.

Size of House	One Family	Two Families	Three Families	Total Notified	Over two persons per room	Dead
1 Room	—	—	—	—	—	—
2 Rooms	2	—	—	2	—	—
3 Rooms	6	4	—	10	1	—
4 Rooms	103	38	—	141	12	—
5 Rooms	19	14	1	34	2	1
6 Rooms	9	7	2	18	—	—
In Institutions	—	—	—	8	—	—
Totals	139	63	3	213	15	1

Type of house	Percentage of total houses (Census)	Percentage of Scarlet Fever Cases notified
1—3 Rooms	9.7	5.6
4—5 Rooms	75.1	78.4
6 and over	15.2	12.2
In Institutions	—	3.8

The attack rates per 1,000 of the population for the various districts were as follows:—Tunstall, 0.75 ; Burslem, 1.41 ; Hanley, 0.72 ; Stoke, 0.75 ; Fenton, 0.46 ; Longton, 0.36 ; Smallthorne, Bucknall, Norton, etc., 0.9. The disease was most prevalent in Burslem.

The percentage of removals to the Hospital was 85.0, as compared with 92.4 for the previous year.

The mortality rate in the district during 1932 was 0.004. The mortality rate for the disease in England and Wales was 0.01 per 1,000 of the population, and in the 118 large towns 0.01 per 1,000.

The case fatality for the year was 0.47 per cent., compared with 0.0 in 1931.

### Diphtheria.

Number of cases notified	...	...	...	163
Number of deaths	...	...	...	5
Case fatality per cent.	...	...	...	3.1
Number of cases removed to Hospital	...	...	...	156
Percentage of cases removed	...	...	...	95.7

The attack rate for the City was 0.59 per 1,000 of the population.

Size of House	One Family	Two Families	Three Families	Total notified	Over two Persons per room	Dead
1 Room	—	—	—	—	—	—
2 Rooms	3	1	—	4	—	—
3 Rooms	8	2	—	10	5	1
4 Rooms	89	22	1	112	17	3
5 Rooms	6	9	2	17	—	1
6 Rooms	4	7	4	15	—	—
In Institutions	—	—	—	5	—	—
Totals	110	41	7	163	22	5

Type of house	Percentage of total houses	Percentage of Diphtheria Cases notified
1—3 Rooms	9.7	8.6
4—5 Rooms	75.1	79.9
6 and over	15.2	9.2
In Institution	—	3.1

The attack rates per 1,000 of the population for the various districts were as follows:—Tunstall, 0.39 ; Burslem, 0.85 ; Hanley, 0.56 ; Stoke, 0.66 ; Fenton, 0.77 ; Longton, 0.29 ; Smallthorne, Norton, Bucknall, etc., 0.69. The disease was most prevalent at Burslem.



The death rate from Diphtheria in the City was 0.018, compared to 0.07 in the 118 large towns, and 0.06 in England and Wales.

During the year 22 patients were reported as having been injected with antitoxin at their homes by their medical attendants. The average amount of serum used in each case was 5,636.3 units.

#### **Enteric Fever.**

Number of cases notified	...	...	...	8
Number of deaths	...	...	...	—
Case fatality per cent.	...	...	...	—
Number of cases removed to hospitals	...	...	...	8
Percentage of cases removed	...	...	...	100.0

The attack rate for the City was .028 per 1,000 of the population.

One of the eight cases notified in 1932 died, but was certified as Pneumococcal Meningitis.

The death rate from Enteric Fever in the 118 large towns during the year 1932 was 0.00 per 1,000. In England and Wales, 0.01. In Stoke-on-Trent it was 0.00.

#### **Smallpox.**

During the year no cases of Smallpox occurred.

#### **Erysipelas.**

There were 125 cases notified during the year, with nine deaths. In 1931 114 cases were notified with three deaths.

Enquiries are made into these cases and the sanitary condition of the houses attended to.

#### **Cerebro Spinal Fever.**

One case was notified as Cerebro Spinal Fever during the year, and was confirmed Bacteriologically.

#### **Acute Encephalitis Lethargica and Acute Polio-Encephalitis.**

Two cases of Acute Encephalitis Lethargica were notified during the year.

#### **Malaria and Dysentery.**

There were no cases of Malaria notified during the year.

#### **Influenza, Pneumonia and Broncho Pneumonia.**

The number of cases notified during the year was :—Influenzal Pneumonia, 46, and Pneumonia and Broncho Pneumonia, 762. The

number of deaths was :—Influenza, 77, being equal to a rate of 0.27 per 1,000 of the population ; and Pneumonia and Broncho-Pneumonia, 234, being equal to a rate of 0.85 per 1,000 of the population.

These diseases were less prevalent than in 1931.

### Enquiry into Pneumonia Cases Notified.

House	One Family	Two Families	Three Families	Total notified	Over two persons per room
1 Room ...	4	—	—	4	4
2 Rooms ...	35	5	—	40	21
3 Rooms...	12	5	—	17	9
4 Rooms...	303	52	—	355	43
5 Rooms...	101	16	—	117	3
6 Rooms...	95	23	—	118	—
In Institutions ...	—	—	—	157	—
	—	—	—	—	—
Totals ...	650	101	—	808	80

Type of house	Percentage of total houses	Percentage of Pneumonia cases notified
1—3 Rooms ...	9.7	7.5
4—5 Rooms ...	75.1	58.5
6 and over ...	15.2	14.6
Institutions ...	—	19.4

### CITY INFECTIOUS DISEASES HOSPITAL, BUCKNALL.

On 31st December, 1931, 97 patients remained under treatment. During the year 1932, 589 cases were admitted, making a total of 686 cases treated during the year. 583 cases were discharged cured, 37 died and there were 66 remaining in the hospital on the 31st December, 1932.

The following table shows the cases admitted during the year with diagnosis uncorrected:—

Scarlet Fever	...	186
Diphtheria ...	...	158
Typhoid Fever	...	8
Measles ...	...	72
Puerperal Fever	...	22
Erysipelas ...	...	46
Chicken Pox ...	...	13
Whooping Cough	...	11
Rubella ...	...	32
Mumps ...	...	2
Cerebro-Spinal Meningitis	...	5
Poliomyelitis	...	1
Encephalitis Lethargica	...	1
Undulant Fever	...	1
Pneumonia ...	...	11
Sick Staff ...	...	20

589



### **Scarlet Fever.**

One hundred and eighty-six notified cases of this disease were admitted during the year, this being 41 cases more than in last year. On the whole, the disease continues to be of a mild nature, though later in the year a few rather more serious cases occurred. One death occurred, giving a case mortality of 0.5 per cent. The complications were low in incidence. The average detention period was 46 days.

### **Diphtheria.**

One hundred and fifty-eight cases notified as Diphtheria were admitted during the year, this being 40 cases fewer than last year. Of those, 24 were found not to be suffering from Diphtheria, leaving a total of 134 true cases of the disease. Six deaths occurred among the true cases, giving a case mortality of 4.6 per cent. This is a much more satisfactory figure than that of last year, which was 7.8 per cent.

Laryngeal cases numbered 18, and Tracheotomy had to be performed in eight of those cases, with seven recoveries and one death.

The average dose of Anti-toxin used was about 14,000 units.  
The average period of detention was 65 days.

### **Typhoid Fever.**

Eight notified cases were admitted, and in seven of those the diagnosis was confirmed by the presence of a positive Widal reaction. Five were cases of Para-typhoid B, and two of Typhoid Fever. The wrongly notified case was one of Pneumococcal Meningitis and proved fatal. All of the seven true cases recovered. Four were complicated by Haemorrhage and one by Thrombosis.

### **Measles.**

The epidemic of Measles which commenced in October, 1931, continued into the first three months of 1932. Seventy-two cases were admitted during the year, and as in last year, were practically all complicated by Broncho Pneumonia. Eighteen deaths occurred, giving a case mortality of 25 per cent. Sixteen of those deaths occurred in children under two years of age.

### **Puerperal Fever.**

Twenty-two cases notified as Puerperal Fever or Puerperal Pyrexia were admitted during the year. Two deaths occurred, giving a case mortality of 9 per cent.

### **Erysipelas.**

Forty-six cases of this disease were admitted during the year, as compared with twelve during 1931. There now seems to be a much greater demand for hospital treatment of this disease than formerly. Four cases died, giving a case mortality of 8.7 per cent.

### **Chicken Pox.**

Thirteen cases were admitted, chiefly in children undergoing treatment for some other disease in one or other of the City Institutions. All recovered.

### **Whooping Cough.**

Eleven cases, most of which were complicated by Broncho-Pneumonia, were admitted, and all recovered. A greater use ought to be made of this hospital in the treatment of severe or complicated cases of this disease. It does not seem to be generally recognised how big a part Whooping Cough plays in causing mortality among young children.

### **Rubella.**

Thirty-two cases of Rubella or German Measles were admitted during the year, all from other Institutions in the City, and all recovered.

### **Mumps.**

Two cases of mumps were admitted, and both recovered.

### **Infectious Diseases of the Nervous System.**

Five cases of Cerebro-Spinal Meningitis were notified, but in only two cases was the diagnosis confirmed. Both these recovered, but two of the other three cases died of other forms of Meningitis.

One case notified as Acute Anterior Poliomyelitis was admitted, but this patient was found to be suffering from Tubercular Meningitis and died.

One case was notified as Encephalitis Lethargica, but the diagnosis was not confirmed.

### **Undulant Fever.**

One case of this rather rare disease was admitted. After a stay of ten weeks the patient was discharged, showing some improvement, but by no means cured.

### **Pneumonia.**

Eleven cases of Primary Pneumonia, chiefly in children, were admitted, and two deaths occurred.



## BACTERIOLOGY.

The following work was carried out during the year in the Hospital Laboratory :—

### HOSPITAL WORK.

SWABS FOR DIPHTHERIA.						
			Positive	Negative	Total	
Diphtheria (New Cases)	Throat	...	75	80	155	
	Nose	...	20	135	155	
Scarlet Fever (New Cases)	Throat	...	2	170	172	
Other Cases	Throat	...	1	81	82	
	Nose	...	—	8	8	
Convalescent (Patients)	Throat	...	45	842	887	
	Nose	...	36	537	573	
TOTAL			179	1853	2032	

Specimens for the diagnosis of Typhoid Fever	...	...	22
Miscellaneous Specimens	...	...	16
TOTAL NUMBER OF HOSPITAL EXAMINATIONS	...	2070	

### SPECIMENS FROM GENERAL PRACTITIONERS.

					Positive	Negative	Total
Sputum	...	...	...	...	186	694	880
Swabs	...	...	...	...	51	496	547
Gonococci	...	...	...	...	10	200	210
Typhoid	...	...	...	...	—	—	43
Miscellaneous	...	...	...	...	—	—	33
							1713

## Disinfection.

The total number of houses disinfected during the year was 1,207, and the number of rooms in such houses, 2,103. No schools were sprayed. The number of articles passed through the Disinfector totalled 10,122. 144 books were disinfected.

## Respiratory Diseases.

During the year there were 442 deaths from Respiratory Diseases, giving a death rate of 1.59 per 1,000 of the population, as compared with 2.03 for the year 1931.

The distribution of these deaths is shown in the following table:—

Name of District	No. of Deaths from Bronchitis	No. of Deaths from Pneumonia	No. of Deaths from Fibroid Phthisis	No. of Deaths from Pleurisy	No. of Deaths from Silicosis	No. of Deaths from other Respiratory Diseases	Total	Rate per 1000
TUNSTALL ...	15	20	—	—	1	4	40	1.43
BURSLEM ...	24	36	—	1	4	5	70	1.61
HANLEY ...	30	71	—	3	5	7	116	1.78
STOKE ...	20	23	—	2	2	5	52	1.17
FENTON ...	12	19	—	—	4	1	36	1.38
LONGTON ...	44	40	—	—	5	6	95	2.15
SMALLTHORNE, NORTON, BUCKNALL, etc. ...	8	25	—	—	—	—	33	1.35
WHOLE CITY ...	153	234	—	6	21	28	442	1.59

The death rate from Bronchitis in the City was 0.55 per 1,000 of the population. There were 153 deaths from this disease, as against 193 last year. The rate for 1931 was 0.70.

The death rate from Pneumonia was 0.84 per 1,000 of the population. The death rate for 1931 was 1.07.

## Alcoholism.

Alcoholism caused eight deaths during 1932. All but one of these were certified as due to Cirrhosis of the Liver. In 1931 there were five deaths due to Alcoholism.



## Lead Poisoning.

This is an affection which is associated with pottery manufacture. Through careful supervision, and under the Special Rules of the Home Office, lead poisoning has diminished.

According to the Report of the Departmental Committee there were engaged in 1907 as lead workers under the Earthenware and China Rules in North Staffordshire, 5,299 persons (3,371 males and 1,928 females). In 1920 there were 32 cases of lead poisoning; in 1921, 34 cases; in 1922, 48 cases; in 1923, 46 cases; in 1924, 50; in 1925, 42; in 1926, 38; in 1927, 14; in 1928, 25; in 1929, 11; in 1930, 20; in 1931, 8; and in 1932, 14 cases.

### Deaths from Lead Poisoning with Occupations :—

Potters' Placers...	...	...	...	...	2
Potters' Dippers	...	...	...	...	3
Potters' Ware Cleaners	...	...	...	...	2
Potters' Groundlayer	...	...	...	...	1
Potters' Kilnsetter	...	...	...	...	1
					9

In 1920 there were 15 deaths attributed to Lead Poisoning; in 1921, 11; in 1922, 13; in 1923, 10; in 1924, 17; in 1925, 6; in 1926, 12; in 1927, 7; in 1928, 11; in 1929, 8; in 1930, 8; in 1931, 8; and in 1932, 9.

## TUBERCULOSIS.

The number of cases of Tuberculosis on the register at the 31st December, 1932, was as follows :—

	Males	Females	Total
Pulmonary Tuberculosis ...	864	823	1687
Non-Pulmonary ...	171	151	322
Total ...	1035	974	2009

The following table shows the number of cases of Tuberculosis notified, and the number of deaths since 1912:—

		PULMONARY.		NON-PULMONARY.	
		Notified Cases	Deaths	Notified Cases	Deaths
1912	...	730	300	—	120
1913	...	815	304	381	129
1914	...	675	308	201	112
1915	...	686	293	126	94
1916	...	580	326	142	123
1917	...	501	330	100	125
1918	...	606	325	211	108
1919	...	742	283	100	78
1920	...	587	260	151	86
1921	...	491	292	96	74
1922	...	452	294	95	67
1923	...	390	267	124	65
1924	...	354	254	108	68
1925	...	451	275	106	92
1926	...	406	275	111	86
1927	...	411	293	6	80
1928	...	524	261	116	61
1929	...	627	289	103	52
1930	...	576	281	95	67
1931	...	604	271	86	51
1932	...	582	235	126	48

Table showing numbers of cases of Tuberculosis notified at various ages during 1932, together with the number of deaths:—

Age Periods		NEW CASES				DEATHS			
		Pulmonary		Non-Pulmonary		Pulmonary		Non-Pulmonary	
		M.	F.	M.	F.	M.	F.	M.	F.
0	...	—	—	2	—	—	1	3	1
1	...	6	8	16	6	1	2	5	3
5	...	15	23	24	16	—	1	5	5
10	...	27	15	11	2	1	1	1	4
15	...	25	33	6	9	5	13	—	3
20	...	27	45	4	7	13	14	3	2
25	...	48	49	4	7	23	18	—	2
35	...	60	41	2	3	26	14	3	2
45	...	50	30	2	—	28	14	2	1
55	...	48	20	4	—	36	14	—	1
65 and upwards		8	3	1	—	8	2	—	2
Totals	...	314	268	76	50	141	94	22	26

No persons have been compulsorily removed to Hospital under either the Public Health Act, 1925, and no action has been taken under the Public Health (Prevention of Tuberculosis) Regulations, 1925, with reference to dairy workers.



### Phthisis Pulmonalis.

Five hundred and eighty-two cases were notified in accordance with the provisions of the Public Health (Tuberculosis) Regulations.

The cases and deaths were distributed as follows :—

	Number notified	Number of deaths	Death Rate per 1,000 of population
Tunstall ... ..	49	17	0.61
Burslem ... ..	95	31	0.71
Hanley ... ..	164	62	0.94
Stoke ... ..	82	32	0.72
Fenton ... ..	55	36	1.37
Longton ... ..	103	41	0.93
Smallthorne, Norton, Bucknall, etc. ... ..	34	16	0.66

The following Table shows the period which elapsed between the Notification of Phthisis and the death in 235 cases which died during the year :—

Dead when notified ... ..	3
Died within 1 week of notification ... ..	20
Died from 1 week to 1 month of notification ... ..	27
Died from 1 month to 2 months of notification ... ..	14
Died from 2 months to 3 months of notification ... ..	13
Died from 3 months to 4 months of notification ... ..	9
Died from 4 months to 5 months of notification ... ..	1
Died from 5 months to 6 months of notification ... ..	2
Died from 6 months to 12 months of notification ... ..	10
Over 12 months ... ..	110
Not notified ... ..	26
	<hr/> 235

Out of the 235 deaths from Phthisis during the year, 26 had not been notified, a percentage of 11.06. There were 48 deaths from other forms of Tuberculosis, and 23 of these had not been notified, a percentage of 47.9, which is much too high a figure and it is to be hoped that it will be considerably reduced by more careful attention to notification.

The 235 deaths is equal to a death rate of 0.84 per 1,000 ; in 1931 there were 271 deaths and a death rate of 0.98 per 1,000. In England and Wales, in 1932, the death rate was 0.742 per 1,000.

Forty-five deaths occurred in persons aged 15 to 25, and 181 in persons between the ages of 25 and 65 years.

During the year, 8,061 visits were paid by the Tuberculosis Nurses. The number of visits paid by the Tuberculosis Officers was 265.

There were 48 deaths in the year from forms of Tuberculosis other than Phthisis, equal to a rate of 0.17 per 1,000 of the population. In 1932 the rate for England and Wales was 0.154.

The total death rate from all forms of Tuberculosis, including Phthisis, was 1.02 per 1,000. In 1931, the rate for England and Wales was 0.896 per 1,000 of the population.

### Other Forms of Tuberculosis.

There were 126 cases notified of other forms of Tuberculosis, and 48 deaths, giving a rate of 0.17 per 1,000 of the population. Of these deaths, four occurred in children under one year of age, and eight among children between one year and five years.

Table shewing the number of cases notified as suffering from other forms of Tuberculosis during 1932.

	Under 1	1—5	5—15	15—25	25—45	45—65	Over 65	Totals
Tabes Mesenterica ...	—	7	13	6	3	1	—	30
Tubercular Meningitis...	1	2	4	3	—	1	—	11
Glands ...	1	5	24	8	5	2	1	46
Osseous ...	—	8	10	9	6	1	—	34
Skin ...	—	—	—	—	1	—	—	1
General ...	—	—	—	—	1	—	—	1
Other Forms ...	—	—	2	—	—	1	—	3
Totals ...	2	22	53	26	16	6	1	126

The Tuberculosis Dispensary in Glebe Street, Stoke, is open daily, and five clinics are held each week.

The Work at the Tuberculosis Dispensary continues as in previous years, special efforts being made to diagnose the complaint at as early a stage as possible. An effort is also made to keep contacts of known cases under supervision, and the difficulty attached to this work appears now to have been overcome. An intensive educational service is carried out by the Tuberculosis Nurses on their respective districts and by the Tuberculosis Officer at the Dispensary, and the patients and their families are becoming more conversant with, and realizing the importance of, the preventive aspect of the work.



During 1932 there were 849 "contacts" of notified cases examined at the Dispensary, compared with 1,108 for 1931. Naturally great attention was paid to "contacts" from households where there was a definite infectious tuberculous case with a positive sputum.

On 31st December, 1932, there were 448 tuberculous cases with a known positive sputum in the City. It is to be feared that this figure is unduly low for a City of this size and our special efforts are, and must be concentrated in the future in endeavouring to expose all the positive cases and having them treated or otherwise efficiently segregated. The distribution of these known positive cases is shown on the following table in the respective years of incidence:—

**Sex Incidence of Sputum Positive Cases shown in years.**

		1925	1926	1927	1928	1929	1930	1931	1932	TOTAL
Male	...	32	5	10	10	24	31	56	76	244
Female	...	11	4	12	14	24	25	50	64	204
TOTAL	...	43	9	22	24	48	56	106	140	448

On account of the coming into force of the various industries (Silicosis) Scheme, 1928, a larger number of tuberculosis cases have been discovered, mostly, however, amongst those in the later years of life. This has been of value in discovering unsuspected sources of infection, but of little value in the treatment of the condition, which, when accompanied by silicosis, is little amenable to treatment. It would be a step in the right direction if Silicosis in this City was made a notifiable disease, as segregation could be satisfactorily carried out and the secondary incidence of Tuberculosis generally would eventually be reduced.

One disturbing factor is making itself manifest in the City. I refer to the increasing number of sputum positive cases in the later age-groups, particularly 60-70 years. This cannot be explained entirely on an industrial basis. The question of waning immunity must be considered and our efforts are being directed towards exposing the etiological factors responsible. This, I feel sure, will prove to be a most interesting and useful investigation. As mentioned above, the compulsory notification of Silicosis—according to the accepted standards—would undoubtedly assist in elucidating the problem.

There is a branch Dispensary at Longton which is open once a week. The total number of attendances during the year at this branch Dispensary was 953.

During the year there were 6,175 attendances at the Central Dispensary, making a total of 7,128 for both Dispensaries.

The number of new patients dealt with was as follows:—

		Males	Females	Total
Adults	...	520	535	1055
Children	...	338	317	655
		<hr/>	<hr/>	<hr/>
		858	852	1710



There are 101 beds available at the Stanfield Sanatorium, and 48 at the Cheshire Joint Sanatorium, but towards the end of the year certain additional accommodation was obtained from other distant Authorities in order to accommodate certain cases previously in the Guardians' Institution, London Road. A few other selected cases were sent to the Tuberculosis Colonies at Papworth through the Ministry of Pensions. Arrangements are also made for four beds to be occupied at Wrenbury Hall Colony under the Cheshire County Council. These have been fully occupied, and will prove very useful in finding permanent occupation for tuberculous subjects, and also in relieving the pressure on other accommodation.

On 1st October, 1932, Bagnall Hospital was taken over for the treatment of children with Tuberculosis. Under this arrangement, 48 beds for children became available in comparison with 40 originally allocated at Stanfield. In addition, beds for adults were substituted for them at Stanfield. This has relieved the previous dire need of beds for Pulmonary Tuberculosis.

A considerable number of beds are still required for Pulmonary cases, and the question of providing these is under discussion.

Admission to Bagnall, Stanfield and Cheshire Joint Sanatoria have been as follows :—

		Stanfield	Cheshire Joint	Bagnall
Males	... ..	86	51	—
Females	... ..	73	41	—
Children	... ..	81	—	65
		—	—	—
		240	92	65

The condition of patients on discharge has been as follows :—

		Stanfield	Cheshire Joint	Bagnall
Quiescent	... ..	5	7	—
Improved	... ..	155	61	20
Stationary	... ..	28	20	1
Worse	... ..	3	3	—
Deaths	... ..	20	5	—
		—	—	—
		*211	96	21

\*This total does not include the 41 children transferred to Bagnall.

There were 16 cases admitted to Stanfield for observation. Of these 14 were discharged as Tubercular, one as non-Tubercular, and there were four where it was impossible to arrive at a definite diagnosis, and one died from cancer, and there was one still in Sanatorium at the end of the year.



Two children were admitted to Bagnall for observation and both were discharged as Tuberculous.

Two cases were admitted to the Cheshire Joint Sanatorium for observation. On the discharge of these cases it was impossible to arrive at a definite diagnosis.

A few sleeping shelters have been provided by the Corporation for the use of patients at their own homes, where the surroundings are suitable.

#### AFTER-CARE.

The voluntary After-Care Committee has remained at work. Its scope has been widened, and in addition to the provision of various sundries on behalf of tuberculous patients not chargeable to other organisations, it has done much good work in assisting those in need to procure dentures and so allow adequate dental treatment to be carried out. Extra nourishment is also provided in certain cases.

A new, pleasing and material feature introduced during the year as part of the Committee's work was the resolution granting financial assistance towards the rent of houses allotted to tuberculous patients. Five such patients were assisted in the course of the year. This aspect of their work is being materially extended.

#### SURGICAL TUBERCULOSIS.

The Corporation have an arrangement with the North Stafford Cripples' Aid Society for the treatment of cases of Surgical Tuberculosis in children at the Institution in the City. Twelve beds were reserved for Stoke-on-Trent cases.

The Medical Officer of the Institution is the Surgical Tuberculosis Officer of the Corporation. During the year an average of 10.0 patients were in daily residence. Patients after discharge from the Institution are attended to at their houses by Nurses from the Institution.

There are at the present time 1,687 known cases of Pulmonary Tuberculosis, and 322 cases of non-Pulmonary Tuberculosis. Of the former number 1,659 were under the general supervision of the Dispensary on the 31st of December, 1932, of whom 250 were known to have their disease in an arrested condition on that date.

Dr. Mitchell Smith, Surgical Tuberculosis Officer, reports as follows—

"During the year 1932, 313 cases of Surgical Tuberculosis in children of the City of Stoke-on-Trent were under treatment at the Orthopaedic Hospital, Hartshill.

Thirty-two of these cases were treated as In-Patients for a longer or shorter period according to their necessities. Eight have been discharged as cured.



### CLASSIFICATION OF CASES.

Spines	...	...	...	...	94
Hips	...	...	...	...	101
Knees	...	...	...	...	59
Ankles	...	...	...	...	39
Elbows	...	...	...	...	12
Fingers and Wrist	...	...	...	...	6
Shoulder...	...	...	...	...	2
Total					313

During the year the Corporation made a new agreement with the North Staffs. Cripples' Aid Society for the use of an increased number of beds. The Authority now pays for 12 beds for the treatment of children suffering from Surgical Tuberculosis, six beds for children under five years of age (non-tubercular), six beds for adult Surgical Tuberculosis cases, and ten beds for school children for diseases of a non-tubercular nature.

### VENEREAL DISEASES.

A copy of the Annual Return made to the Ministry of Health is printed *in extenso*. It will be noticed that this Return has changed somewhat in character from those of previous years. The following figures, taken and calculated from the return, will show a comparison with the work carried out at the Clinic during the year 1932:—

#### ATTENDANCES.

			1931				1932
Men	...	...	25,590	Men	...	...	26,832
Women	...	...	10,151	Women	...	...	10,805
Total			35,771	Total			37,637

#### NEW CASES.

Syphilis	...	...	233	Syphilis	...	...	248
Gonorrhoea	...	...	347	Gonorrhoea	...	...	346
Non Venereal	...	...	323	Non Venereal	...	...	290

Although there has been a considerable increase in the attendances at the Municipal Clinic in Wellesley Street, Shelton, it appears from the number of new cases which came for treatment during the last year, that the incidence of these diseases in the City continues to be about the same as in previous years. A copy of the annual return is printed in full elsewhere, and it will be seen from this return that the ratio of new cases of syphilis to gonorrhoea is about 2 to 3. As the ratio of syphilis to gonorrhoea for the whole of the country appears to be in the neighbourhood of 1 to 3 or even higher, it is clear that there are still many cases of gonorrhoea in the district which have not yet been brought under treatment. The accommodation of the clinic is at present taxed to the uttermost, and if there is in future years any appreciable increase in the numbers of new cases, it will be necessary to extend the present premises.

From enquiries made of patients by the Medical Officer in charge of the clinic, it is certain that there are still many infected persons in the district who do not take advantage of the free treatment that is



available. Every effort is made to try to get patients to persuade their consorts to come up for examination, and though in many cases these efforts are successful, they often are not so. It is particularly noticeable that married men, who have almost certainly infected their wives, refuse to disclose the fact to them, and it often happens that when a man has been cured once, he returns to the clinic with a reinfection from his wife, who has all the time been ignorant of her condition. There can be no doubt that education of the public in the nature of the Venereal Diseases is the only way in which this state of affairs can be remedied, and the huge attendances at the lectures given in various parts of the City under the auspices of the British Social Hygiene Council demonstrates how well the public responds to any attempt to educate them in these matters. It is most essential that these lectures should become at least an annual event, and it is false economy to curtail them in any way.

During the year Clinic Patients, who required in-patient treatment, have been accommodated in London Road Hospital, and the thanks of the Department are due to the resident medical staff there, who have at all times given every assistance when required. An arrangement is proposed whereby a certain number of beds for clinic patients are to be permanently reserved at the hospital; the treatment of these cases will be under the control of the Medical Officer of the Clinic.

In order to safeguard the future generation it is essential that all infected pregnant women should be kept under treatment up to the time of their confinement. It is hoped that in the near future arrangement will be made whereby special clinics will be held for these patients in connection with the ante-natal clinics held by the Lady Medical Officers.

The interior of the clinic was painted during the year. Washable cellulose was used and is proving to be an ideal preparation for the interior decoration of a building of this nature.

The serological tests used in the diagnosis of the venereal diseases continue to be in the hands of the County Bacteriologist, and the altogether exceptional efficiency of this service contributes in no small degree to the successful working of the clinic.

The Medical Officer is in attendance daily between the following hours :—

Monday	...	...	...	2-30 to 7 p.m.
Tuesday	...	...	...	10 to 1; 5 to 7 p.m.
Wednesday	...	...	...	2-30 to 5 p.m.
Thursday	...	...	...	2-30 to 7 p.m.
Friday	...	...	...	10 to 1; 2-30 to 5 p.m.
Saturday	...	...	...	... 10 to 12 noon

This Clinic is open daily for intermediate treatment between the following hours :—

Monday to Friday	...	10 to 1; 2-30 to 8 p.m.
Saturday	...	10 to 12 noon—Men and Women 6 to 8 p.m.—Men only
Sunday	...	10 to 12 noon—Men only



Return relating to all persons who were treated at the Treatment Centre at toke-on-Trent (Municipal) during the year ended the 31st December, 1932:—

	Syphilis		Soft Chancre		Gonorrhoea		Conditions other than Venereal		TOTAL		
	Males	Fe-males	Males	Fe-males	Males	Fe-males	Males	Fe-males	Males	Fe-males	Totals
Number of cases on 1st January under treatment or observation	182	93	—	—	124	84	37	—	343	215	558
Number of cases removed from the register during any previous year which returned during the year under report for treatment or observation of the same infection ... ..	4	1	—	—	3	2	—	—	7	3	10
Number of cases dealt with for the first time during the year under report (exclusive of cases under Item 4) suffering from:—											
Syphilis, primary ... ..	98	9	—	—	—	—	—	—	98	9	107
" secondary ... ..	41	33	—	—	—	—	—	—	41	33	74
" latent in 1st year of infection ... ..	—	3	—	—	—	—	—	—	—	3	3
" all later stages ... ..	29	21	—	—	—	—	—	—	29	21	50
" congenital ... ..	1	8	—	—	—	—	—	—	1	8	9
Soft Chancre ... ..	—	—	—	—	—	—	—	—	—	—	—
Gonorrhoea, 1st year of infection ... ..	—	—	—	—	288	41	—	—	288	41	329
" later ... ..	—	—	—	—	2	1	—	—	2	1	3
Conditions other than venereal ... ..	—	—	—	—	—	—	219	—	219	69	288
Number of cases dealt with for the first time during the year under report known to have received treatment at other Centres for the same infection...	4	1	—	—	11	3	2	—	17	4	21
Totals of Items 1, 2, 3 and 4 ...	359	169	—	—	428	—	258	—	1045	407	1452
Number of cases discharged after completion of treatment and final tests of cure (see Item 15) ... ..	8	—	—	—	199	16	230	52	437	68	505
Number of cases which ceased to attend before completion of treatment and were, on first attendance, suffering from:—											
Syphilis, primary ... ..	24	5	—	—	—	—	—	—	24	5	29
" secondary ... ..	18	5	—	—	—	—	—	—	18	5	23
" latent in 1st year of infection ... ..	—	1	—	—	—	—	—	—	—	1	1
" all later stages ... ..	18	13	—	—	—	—	—	—	18	13	31
" congenital ... ..	1	2	—	—	—	—	—	—	1	2	3
Soft Chancre ... ..	—	—	—	—	—	—	—	—	—	—	—
Gonorrhoea, 1st year of infection ... ..	—	—	—	—	32	20	—	—	32	20	52
" later ... ..	—	—	—	—	—	2	—	—	—	2	2
Number of cases which ceased to attend after completion of treatment but before final tests of cure (see Item 15) ... ..	7	1	—	—	25	—	—	—	32	1	3



	Syphilis		Soft Chancre		Gonorrhoea		Conditions other than Venereal		TOTAL		
	Males	Fe-males	Males	Fe-males	Males	Fe-males	Males	Fe-males	Males	Fe-males	Totals
8. Number of cases transferred to other centres or to institutions, or to care of private practitioners	10	5	—	—	26	6	—	—	36	11	47
9. Number of cases remaining under treatment or observation on 31st December ...	273	137	—	—	146	87	28	55	447	279	726
Totals of Items 5, 6, 7, 8, & 9...	359	169	—	—	428	131	258	107	1045	407	1452
(These totals should agree with those of Items 1, 2, 3 and 4)											
10. Number of cases in the following stages of syphilis included in Item 6 which failed to complete one course of treatment:—											
Syphilis, primary ...	9	—	—	—	—	—	—	—	9	2	11
" secondary ...	5	—	—	—	—	—	—	—	5	3	8
" latent in 1st year of infection ...	—	—	—	—	—	—	—	—	—	—	—
" all later stages ...	10	—	—	—	—	—	—	—	10	6	16
" congenital ...	1	—	—	—	—	—	—	—	1	1	2
11. Number of attendances:—											
(a) for individual attention of the medical officers ...	5457	—	—	—	5829	—	1191	—	12477	5334	17811
(b) for intermediate treatment, e.g., irrigation, dressing ...	552	—	—	—	13189	—	614	—	14355	5471	19826
TOTAL ATTENDANCES—...	6009	—	—	—	19018	—	1805	—	26832	10805	37637
12. In-patients:—											
(a) Total number of persons admitted for treatment during the year ...	—	—	—	—	—	—	—	—	—	—	—
(b) Aggregate number of "in-patient days" of treatment given ...	—	—	—	—	—	—	—	—	—	—	—
13. Number of cases of congenital syphilis in Item 3 above classified according to age periods ...	Under year		1 and under 5 years		5 and under 15 years		15 years and over		Totals		
	M.	F.	M.	F.	M.	F.	M.	F.	M.	F.	
	—	3	—	—	—	2	1	3	1	1	2
14. Chief preparations used in treatment of Syphilis:—	Arsenobenzene Compounds						Mercury		Bismuth		
	Neo-Kharsivan } Kharsulphan } (B. & W.)						—		Hypoloid (B. & W.) Bismuth Metal		
	(a) Names of Preparations ...						—		—		
	(b) Total number of injections given (out-patients and in-patients) ...						—		5833		
(c) Number of injections included in (b) given to patients who on first attendance at this Centre were suffering from primary and secondary syphilis ...	4717						—		—		
	3912								4743		



Are the tests recommended in Memo V21 as amended by Memo V21A followed in deciding as to the discharge of the patient after treatment and observation for syphilis and gonorrhoea? ... If not, in what way are they modified? ... ..	<p style="text-align: center;">Yes As per previous return</p> <p style="text-align: center;">Do.</p>				
...	Microscopical		Serum Tests		
	for spirochetes	for gonococci	Wassermann	Others for Syphilis	for Gonorrhoea
<b>Pathological Work :—</b>					
(a) Number of specimens examined at and by the medical officer of the treatment centre	170	3521	—	—	—
(b) Number of specimens from patients attending at the centre for examination to an approved laboratory ...	—	—	1407	2918	217

Statement showing the services rendered at the Treatment Centre during the year, classified according to the areas in which the patients resided.

Name of County or County Borough or Country in the case of persons residing elsewhere than in England and Wales) to be inserted in these headings.	Stoke	Staffs.	Cheshire	Nottingham	Shropshire	Birmingham	Manchester	Huddersfield	Watford	Gateshead	Sheffield	Luton	Bradford	London	Walsall	Bolton	Darlington	Salford	Liverpool	Rushton	Total
Number of cases in Items 3 and 4 from each area found to be suffering from :—																					
Syphilis ... ..	214	30	2	—	—	—	—	—	—	—	—	—	—	2	—	—	—	—	—	—	248
Soft Chancre ... ..	—	—	—	—	—	—	—	—	—	—	—	—	—	—	—	—	—	—	—	—	—
Gonorrhoea ... ..	279	55	4	2	—	—	1	—	—	—	—	1	1	—	1	1	—	1	—	—	346
Conditions other than Venereal ... ..	239	38	7	—	—	1	1	—	1	—	—	—	—	—	—	—	1	—	1	1	290
<b>TOTAL ... ..</b>	<b>732</b>	<b>123</b>	<b>13</b>	<b>2</b>	<b>—</b>	<b>1</b>	<b>2</b>	<b>—</b>	<b>1</b>	<b>—</b>	<b>—</b>	<b>1</b>	<b>1</b>	<b>2</b>	<b>1</b>	<b>1</b>	<b>1</b>	<b>1</b>	<b>1</b>	<b>1</b>	<b>884</b>
Total number of attendances of all patients residing in each area ... ..	32945	4034	514	47	11	4	2	1	2	4	3	1	1	20	40	4	1	1	1	1	37637
Aggregate number of "In-patients days" of all patients residing in each area ... ..	—	—	—	—	—	—	—	—	—	—	—	—	—	—	—	—	—	—	—	—	—
Number of doses of arsenobenzene compounds given in the out-patient Clinic and In-patient Department to patients residing in each area ... ..	4132	513	51	—	9	—	—	1	—	1	—	—	—	10	—	—	—	—	—	—	4717



The following is a return as to the work carried out at the Out-Patient Clinic at the North Staffs. Royal Infirmary :—

(1) Total number of persons dealt with and suffering from:—

	Number of persons dealt with during the year for the first time
(a) Syphilis ... ..	165
(b) Soft Chancre ... ..	—
(c) Gonnorrhoea ... ..	106
(d) Conditions other than Venereal	66
Total ..... ..	337

(2) Total attendances of all patients : City, 14,399 ; Staffs. County 13,174 ; and outside the district other than the County, 1,543.

Thirteen medical men in the City are registered for the free supply of Salvarsan and its substitutes. These drugs are supplied on application by the medical practitioner to the Medical Officer of the Clinic.

Seven medical practitioners have been supplied with Salvarsan substitutes. The number of doses of Kharsulphan being 86, Neo-Kharsivan 188, and N.A.V. 324.

No action has been taken in the district under the Venereal Diseases Act, 1917.

#### Statement of Vaccination for the year ending 31st December, 1931.

(Furnished by the Vaccination Officers).

District	Births	Successfully Vaccinated	Insusceptible	Had Smallpox	Died Unvaccinated	Postponed by Medical Authority	Certs. of Exemption. (Conscientious objection)	Removals Certified	Removals not found and not accounted for	Not dealt with for various reasons
TUNSTALL ...	734	247	—	—	43	3	404	13	6	18
BURSLEM ...	698	256	—	—	48	—	371	1	12	10
HANLEY ...	1004	414	1	—	68	36	443	6	23	13
STOKE ...	1624	740	9	—	91	32	702	20	22	8
FENTON ...	542	260	2	—	32	14	225	3	6	—
LONGTON ...	716	453	2	—	52	13	184	7	3	2
CITY	5318	2370	14	—	334	98	2329	50	72	51

Of the total births only 44.6 per cent. were vaccinated during the year.

No re-vaccinations have been performed by the Medical Officer of Health under the Public Health (Smallpox Prevention) Regulations, 1917, amongst contacts where immediate vaccination was not otherwise possible.

## MATERNITY AND CHILD WELFARE.

### Midwives' Acts, 1902 to 1918.

The following is a summary of the work carried out under the Midwives' Acts :—

Eighty-two midwives notified their intention to practise in the City of Stoke-on-Trent area during the year 1932. Eight of these reside outside the City, and most of their work is done in surrounding districts.

No midwives are subsidised by the Council, but two midwives practising in rural areas are employed by District Nursing Associations.

Of the 74 midwives residing in the area, 71 possess the certificate of the Central Midwives' Board, and in addition to possessing the C.M.B. certificate, 26 are also fully trained nurses, whilst three others have had fever-nursing training.

During the year 268 routine inspections were made ; on the whole the bags and equipment were found to be satisfactory, and the records well kept.

In connection with the Stoke-on-Trent and District Midwives' Association, the following lectures have been given during the year :—

Haemorrhages, Ante-natal and Post-natal.

Anaemia in Pregnancy.

Uterine Displacements.

Difficult labour.

Ophthalmia Neonatorum.

These lectures prove of value in providing some post-graduate training for the midwives.

No midwives have been reported to the Central Midwives' Board during the year.

During the year 1932 there were received from the Midwives :—

1,122 Records for calling in Medical Aid.

81 Ophthalmia Notifications.

24 Notifications of death of new-born children.

2 Notifications of death of the mother.

86 Still Births on Special Forms.

19 Notifications *re* Failure to breast-feed.



The 1,122 records of calling in Medical Aid were divided as follows :

- 54 for abnormality or complication during pregnancy.
- 792 for abnormality or complication during labour.
- 35 for abnormality or complication during lying-in period.
- 241 for abnormality or complication in the case of the child.

Under the Midwives' Act, 1918, claims were made by Doctors for the payment of fess in 767 cases, out of 1,122 instances in which medical aid was called in. The 767 claims amounted to £1,269 12s. od., compared to £974 14s. od. in the year 1931.

### Infantile Mortality.

The total number of deaths of infants under the age of one year was 416, being equal to an infantile mortality rate of 88 per 1,000 births. In 1931 the rate was 100.

In 1932 there were five large towns with higher rates than Stoke-on-Trent.

During the ten years 1920-29, the infantile mortality rate for the City averaged 104. During 1930, 1931 and 1932 the rates for the districts were :—

			1930	1931	1932
Tunstall	...	...	67	154	100
Burslem	...	...	96	106	104
Hanley	...	...	68	94	98
Stoke ...	...	...	63	80	86
Fenton	...	...	57	94	74
Longton	...	...	56	108	64
Smallthorne, Norton, Bucknall, etc.	...	...	56	78	75

Of the 416 infants who died in the City before reaching the age of 12 months, 178 or 42.8 per cent. occurred in children under one month old, compared to 39.0 per cent. in 1931.

In the following list the relation of certain diseases to the infantile mortality of the district is shown. Enteritis and Diarrhoea accounted for 72 deaths ; Premature Birth, 112 ; Convulsions, 25 ; Bronchitis, 14 ; Tuberculosis Diseases, 5 ; Pneumonia, 53 ; Atrophy and Debility, 22 ; Congenital defects, 35.

# Incidence of Infantile Mortality, 1932 in different Wards of the City of Stoke-on-Trent.

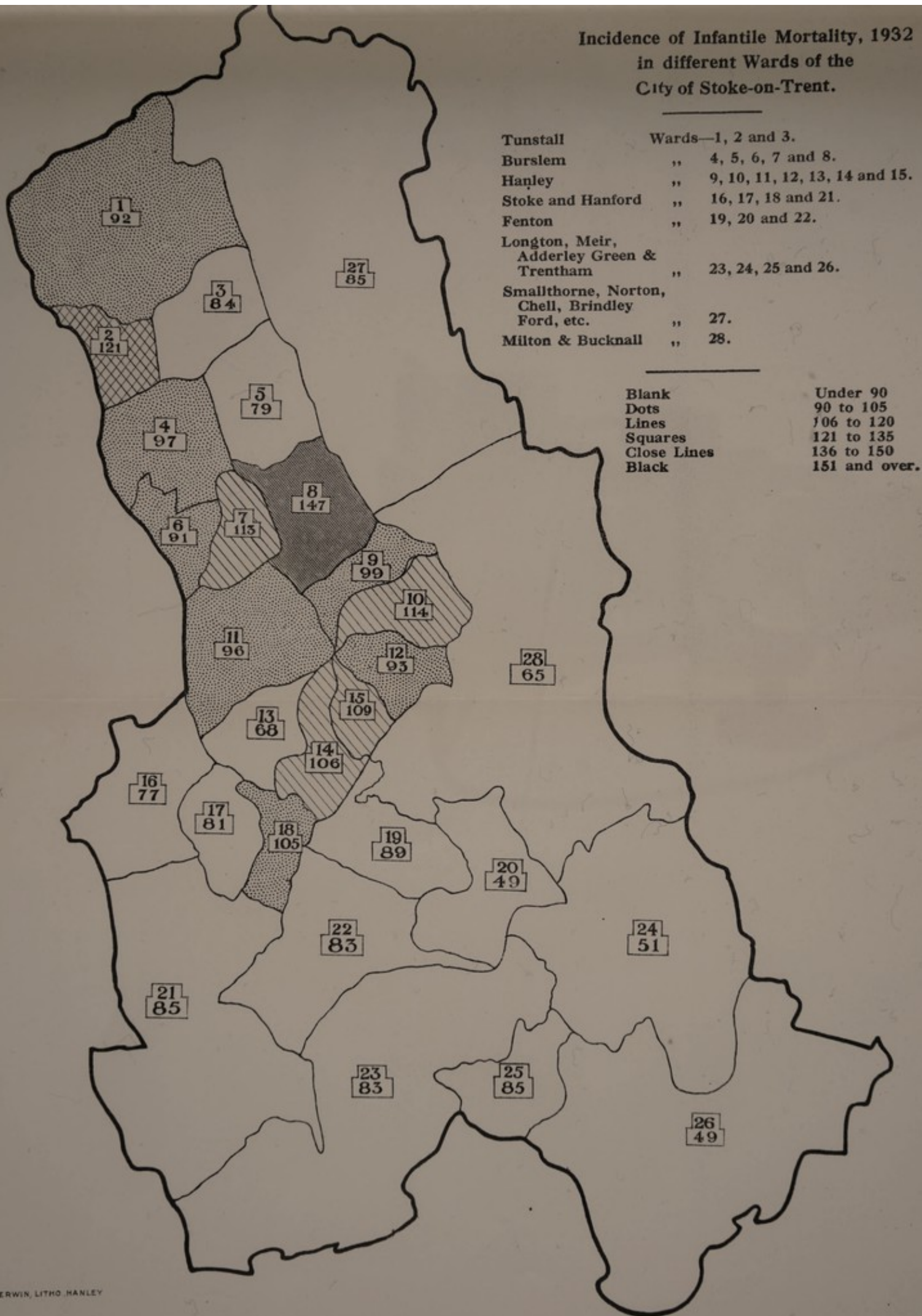






TABLE 2.—Infantile Mortality occurring in the City and Six Districts, 1932.

Causes of Death	Total under 4 weeks										Total Deaths under 1 year
	Under 1 week	1 to 2 weeks	2 to 3 weeks	3 to 4 weeks	4 weeks	4 weeks and under	3 months and under	6 months and under	9 months and under	12 months and under	
All causes { Certified ... Uncertified	122 2	19	20	15	176 2	71 1	54 1	61	50	50	412 4
Smallpox ...	...	...	...	...	...	...	...	...	...	...	—
Chicken-pox ...	...	...	...	...	...	...	...	...	...	...	—
Measles ...	...	...	1	...	1	1	2	5	6	...	15
Scarlet Fever ...	...	...	...	...	...	2	2	7	2	...	13
Whooping-Cough ...	...	...	...	...	...	...	...	...	...	...	—
Diphtheria and Croup ...	...	...	...	...	...	...	...	...	...	...	1
Erysipelas ...	...	...	...	...	...	1	...	1	...	...	4
Tuberculous Meningitis ...	...	...	...	...	...	...	...	...	...	...	—
Abdominal Tuberculosis ...	...	...	...	...	...	...	...	...	...	...	—
Other Tuberculous Diseases ...	...	...	...	...	...	...	...	...	...	...	1
Meningitis (not Tuberculous) ...	...	...	...	...	...	...	...	...	...	...	7
Convulsions ...	6	3	2	1	12	5	4	3	1	5	25
Laryngitis ...	...	...	...	...	...	...	...	...	...	...	—
Bronchitis ...	1	1	...	1	3	4	3	1	3	...	14
Pneumonia (all forms) ...	...	1	3	...	4	7	14	11	17	...	53
Diarrhoea ...	...	...	...	...	...	1	...	...	...	...	1
Enteritis ...	...	...	1	...	1	24	18	17	11	20	71
Gastritis ...	...	...	...	...	...	...	...	...	...	...	3
Syphilis ...	...	...	...	...	...	...	...	...	...	...	—
Rickets ...	...	...	...	...	...	...	...	...	...	...	2
Suffocation (overlying) ...	...	...	...	...	...	...	...	...	...	...	1
Injury at Birth ...	6	...	1	...	1	4	...	...	...	...	5
Atelectasis ...	6	...	1	...	7	...	...	...	3	...	7
Congenital Malformations ...	16	2	4	3	25	4	3	3	...	...	6
Premature Birth ...	81	7	6	7	101	11	...	...	10	...	35
Atrophy, Debility and Marasmus ...	6	3	1	2	12	5	2	2	1	...	112
Other causes ...	2	...	...	...	2	3	2	6	2	...	22
Influenza ...	...	...	...	1	1	...	2	1	...	...	15
Pemphigus Neonatorum ...	...	...	...	...	...	...	...	...	...	...	4
TOTALS	124	15	20	15	178	72	55	61	50	50	416
Nett Births in the year:—	...	...	...	...	...	...	...	...	...	...	...
Legitimate, 4559, Illegitimate, 201.	...	...	...	...	...	...	...	...	...	...	...
Nett Deaths in the year:—	...	...	...	...	...	...	...	...	...	...	...
Legitimate, 394 ; Illegitimate, 22	...	...	...	...	...	...	...	...	...	...	...



### Deaths under one year per 1,000 Births in the City.

Year	Total Births	From all causes	From Diarrhoea	From Respiratory Disease	From Debility, Congenital Defects and Premature Births.	From Measles	From Whooping Cough
1928	5468	87	11.9	17.9	34.7	0.5	1.1
1929	5303	105	11.1	31.7	36.6	2.3	2.1
1930	5551	70	8.1	15.1	34.2	0.5	0.5
1931	5202	100	15.8	25.2	34.4	3.3	1.7
1932	4750	88	15.2	14.1	38.3	3.2	2.7

Average rate for the five years (1928-32) 90.

The infantile mortality rate in the 118 large towns in 1928 was 70 ; in 1929 it was 79 ; in 1930 it was 64 ; in 1931 it was 71 ; and in 1932 it was 68.

The rate for England and Wales during 1932 was 65.

#### Notification of Births Act.

Of the 4,691 births notified in the City of Stoke-on-Trent during 1932, 3,745 were attended by midwives, or 80.0 per cent.

In England and Wales midwives attend between 50 and 60 per cent. of the births.

#### Summary of visits paid by the Lady Medical Officer and Health Visitors.

Visits to infants under 1 year of age	...	...	4,755
Re-visits—Under 1 year	...	...	23,882
Over 1 year	...	...	25,950
			49,832
Visits to Expectant Mothers	...	...	805
„ Ophthalmia Cases...	...	...	154
„ Midwives	...	...	281
„ in connection with still births and infant deaths	...	...	743
Other Visits	...	...	2,541
Wasted Visits	...	...	2,285
			<hr/> 61,396

## INFANTILE MORTALITY.

INFANTILE MORTALITY RATE AMONGST ILLEGITIMATE AND  
LEGITIMATE CHILDREN IN THE CITY OF STOKE-ON-TRENT.

	Illegitimate		Legitimate		Whole	
1923	...	198	...	88	...	93
1924	...	140	...	99	...	101
1925	...	171	...	103	...	106
1926	...	152	...	99	...	101
1927	...	136	...	97	...	99
1928	...	161	...	84	...	87
1929	...	137	...	193	...	105
1930	...	81	...	69	...	70
1931	...	118	...	99	...	100
1932	...	109	...	87	...	88

There are now 13 Infant Welfare Centres in the City area. Eleven of these Centres are directly under the Council, and two under voluntary Committees. The two Voluntary Centres, *i.e.*, The Thomas Twyford Centre at Bath Street, Hanley, and the Etruria Centre, work in conjunction with the Corporation.

The number of children on the registers at the Centres at the end of the year was as follows:—

	Total number on Register	New Cases, 1931	
		Under 1 year	Over 1 year
Tunstall	517	155	35
Burslem	834	380	27
Shelton	447	230	23
Etruria	385	196	31
Hanley	912	312	23
Fenton	347	173	20
Stoke	357	203	17
Longton	904	409	39
Smallthorne	275	100	11
Bucknall	215	109	2
Trent Vale	253	125	11
Meir	160	73	6
Goldenhill	112	54	9
<b>TOTAL</b>	<b>5718</b>	<b>2519</b>	<b>254</b>

At Burslem and Longton the Centres are open for the whole of one day each week, and the Stoke and Fenton Centres are open for one afternoon each week instead of the morning consultations previously held.

The Centre at Shelton is open for two afternoons each week, the Consultations being held one afternoon, and the additional afternoon being used for baby weighing and lectures. At Goldenhill and Meir



Consultations are held one morning fortnightly. The Trent Vale Centre is open one afternoon fortnightly, and at all the other Centres weekly Consultations are held.

The total number of attendances at the Infant Welfare Centres was as follows :—

Attendances	...	47,540
Consultations	...	36,159

Of the total attendances there were 33,227 under one year, and 14,313 over one year.

Average number of attendances at each infant consultation :—

Tunstall	...	...	...	...	60 to 70
Burslem	...	...	...	...	130 to 140
Shelton	...	...	...	...	50 to 65
Etruria	...	...	...	...	45 to 60
Hanley	...	...	...	...	65 to 85
Stoke	...	...	...	...	40 to 55
Fenton	...	...	...	...	40 to 50
Longton	...	...	...	...	145 to 155
Smallthorne	...	...	...	...	30 to 40
Bucknall	...	...	...	...	30 to 35
Meir	...	...	...	...	25 to 30
Trent Vale	...	...	...	...	35 to 45
Goldenhill	...	...	...	...	25 to 30

A special note must be made of the very considerable increase in the number of attendances at the Centres. These figures are the highest yet recorded, being 5,500 more than the previous year.

#### LECTURES.

Lectures and practical classes by specially qualified teachers have been given as usual at the Centres in Cookery and Needlework.

Talks on Mothercraft, along with practical demonstrations are, of course, a routine and important part of the work, and have been given regularly at the Centres.

An interesting, and what is hoped will be a valuable, development of the work, has been the attendance at the centres of classes of the senior school girls from many of the schools in the City area. The girls have been very interested in the various details of baby care and management.

Demonstrations of baby bathing, etc., have also been given by the members of the Health Visiting Staff at several of the schools in the City.

#### CLOTHING.

The sum of £25 was again generously given by the Burslem Mutual Burial Society at the close of the year for the provision of help in needy

cases. It has been possible to provide woollen garments and vests for many of the poorer infants, for whom no similar clothing would otherwise have been provided.

Many free sterilised confinement outfits have also been supplied to expectant mothers attending the Ante-natal Clinics.

### Voluntary Centres.

#### ETRURIA MOTHERS' AND BABIES' WELCOME.

The attendances at the various consultations and classes for mothers have been well maintained. As usual a very considerable amount of work has been undertaken in the Dental Clinic, and 38 expectant mothers have been referred from the Municipal Clinics to the Etruria Centre; these mothers have derived much benefit from the dental treatment.

Consultations at the Breast-Feeding Clinics have been well maintained. This is of importance, as the attendance of the mothers at this Clinic is of much practical value as a post-natal consultation.

Great stress has always been laid on the educational side of the work undertaken at the classes held at this Centre.

The following figures are of interest :—

Classes—Mothercraft ...	25	Attendances ...	362
Needlework ...	21	„ ...	395
Cookery ...	18	„ ...	222
Total attendances for all purposes at the Centre ...			5,305
Deaths of children attending Welcome ...			1
Deaths of children not attending Welcome ...			7
Home Visits paid ...	...	...	8,000

The Etruria Centre celebrated in November the 21st anniversary of its foundation. In order to commemorate the establishment of the first Centre in the City area, a small Child Welfare Exhibition was organised in which the various Centres in the City area united to arrange a series of exhibits, demonstrating the gradual growth and development of Maternity and Child Welfare work during the past 21 years.

The Exhibition aroused much local interest. One morning was specially reserved for the attendance of school girls, and 500 senior girls from the various schools in Stoke-on-Trent were enabled to visit the Exhibition.

#### THOMAS TWYFORD INFANT WELFARE CENTRE.

The ordinary infant Consultations, the Ultra-Violet Light Clinic, Ante-natal, Dental and Toddlers' Clinics have been conducted on the same lines as in former years, but with increased attendances.



During the year, the names of 1,702 individual mothers and babies have been entered on the register.

Total attendances at the Centre ... 14,559

The work of the Special Toddlers' Clinic has been encouraging during the year. The advantages of a Session where the pre-school child between the ages of two-and-a-half and five years undergoes periodical medical examination have become increasingly apparent, and it is satisfactory that the mothers show a very definite appreciation of the value of the special facilities which this Clinic offers.

At the Breast-feeding Clinic, 131 babies were seen, making a total of 908 attendances. Records have been kept for the past five years of 664 children who have been entirely breast fed, and of whom subsequent records have been available, and no death under the age of one year has been recorded of any child attending this special Clinic.

Other attendances at the Twyford Centre during the year include 70 cases who received Dental treatment, and it is also encouraging to note that 48 children attended for Diphtheria immunisation.

#### THOMAS TWYFORD ULTRA-VIOLET LIGHT CLINIC.

Number of patients irradiated	...	...	79
Total attendances	...	...	1,473

The majority of the children attending were suffering from Rickets. The results of irradiation in these cases have been uniformly good, and the mothers have attended very regularly with their children.

#### Deaths of Babies on the Registers at the Two Voluntary Centres.

##### ETRURIA.

At the Etruria Centre there was only one death amongst the children who had attended during the year.

There were no deaths of any children over the age of one year attending the Centre.

##### THOMAS TWYFORD CENTRE.

There have been no deaths under one year in any infants attending this Centre. It is specially noteworthy that at the Special Breast-feeding Clinic no deaths have been recorded during the past five years in any infant attending.

#### Shelton Ultra-Violet Light Clinic.

This Clinic is doing valuable work, as the following particulars will show :—

During 1932 there have been 164 individual patients, who have made 2,646 attendances.

Of these, 26 were cured ;  
84 greatly improved ;  
54 lapsed attendance.

The children were referred to the Clinic for the following diseases :—

Rickets	...	...	...	...	71
Delayed Dentition	...	...	...	...	19
Malnutrition	...	...	...	...	63
T. B. Glands and Enteritis	...	...	...	...	3
Asthma	...	...	...	...	4
Skin Diseases...	...	...	...	...	4

164

There are twelve fewer cases than last year. This is owing to more careful selection, definitely finding out if the mothers can attend from a financial point before starting the child on Ultra-violet Light treatment.

It is satisfactory to note that lapsed attendances this year are 54, as against 77 for 1931.

It is exceedingly difficult, and often impossible, for the parents to provide 'bus fares twice weekly to Richmond Lodge from the North and South ends of the area, and extensions of the facilities for treatment in the Longton and Burslem Districts are urgently required.

### Ante-Natal Clinics, 1932.

During the year 711 expectant mothers attended at the six Ante-natal Clinics in the City area.

The total attendances for the year amounted to 3,289. In addition 805 visits were paid by Health Visitors to the expectant mothers in their own homes.

A table of attendances, etc., at the six Clinics is given below :—

	Total	Tunstall	Burslem	Th. Twyford	Etruria	Shelton	Longton
Multipara ... ..	538	76	102	60	59	133	108
Primipara ... ..	179	21	42	46	7	42	21
Number of patients referred by Midwives ... ..	106	5	23	18	11	35	14
Number of patients referred by Doctors ... ..	24	3	5	7	—	4	5
Number of patients referred to Hospital ... ..	153	15	34	31	16	28	29
Number of patients referred for dental treatment ... ..	51	7	20	9	7	5	3
Number of patients allowed free dinners, Cow's milk, wet or dried... ..	239	40	46	23	16	61	53



It will be noticed that a large number of the mothers were allowed free dinners or milk. The need for the supply of extra nourishment was in many cases, very obvious, and the resulting improvement in their general health and nutrition was very marked.

The diet of the expectant mother is an exceedingly important matter, and it is difficult for many of the women during these times of depression and unemployment to obtain the foodstuffs which will adequately maintain their general nutrition at the level which is necessary for them to give birth to healthy children.

The need for good clinic premises where canteens could also be established for the provision of dinners becomes increasingly urgent.

### **Children Act.**

#### **Infant Life Protection.**

The following returns give a summary of the number of children, etc., under the care of the Local Authority during the year :—

#### **I. NOTIFICATIONS.**

(i.) Number of foster parents on the Register :—

(a) at the beginning of the year	...	35
(b) at the end of the year	... ..	32

(ii.) Number of children on the Register :—

(a) at the beginning of the year	...	35
(b) at the end of the year	... ..	32
(c) who died during the year	...	—
(d) on whom inquests were held during the year	... ..	—

Eleven new cases were entered during the year and fourteen taken off.

All the infants and young children have been well cared for.

A minimum of one visit per month is paid to each house where children have been placed out to nurse. It is sometimes unfortunate that circumstances require that these children have to be removed from one home to another. Considerable difficulty has been experienced in finding satisfactory homes for every case, and also in providing adequate payment to reliable and careful foster mothers.

### **Maternal Mortality.**

Number of women who died in, or in consequence of, childbirth during the year :—

1. From Sepsis	...	7
2. From other causes...		8

Four of the deaths occurred at home, and eleven in Institutions.

The following table shows the Puerperal and Maternal Mortality rate per thousand total births (Live born and still born) and per thousand live births.

	Puerperal Sepsis	Other Puerperal Causes	Total Puerperal Mortality	Non-Puerperal Causes	Total Maternal Mortality
1931					
Per 1,000 Live Births	0.97	1.55	2.52	1.16	3.68
Per 1,000 Total Births	0.92	1.47	2.39	1.11	3.50
1932					
Per 1,000 Live Births	1.48	1.69	3.17	1.69	4.86
Per 1,000 Total Births	1.40	1.59	2.99	1.59	4.58

### Maternal Mortality.

#### AGE INCIDENCE OF ALL MATERNAL DEATHS DURING THE PAST FIVE YEARS

	Puerperal Sepsis	Puerperal Haemorrhages	Eclampsia	All other Causes
20 years or under ...	1	—	—	1
20 to 25 years ...	10	2	1	9
25 to 30 years ...	8	6	1	4
30 to 35 years ...	11	4	2	7
35 to 40 years ...	6	1	2	5
Over 40 years ...	5	6	—	6
TOTAL ...	41	19	6	32

It will be noticed from the above table that Puerperal Sepsis is responsible for the largest number of deaths. In the deaths from all other causes, ten occurred from Embolism alone. In eight cases, the cause as given in the death certificate was Pulmonary Embolism, in one case Embolism of the Liver, and in the remaining case, Cerebral Embolism.

These figures indicate that in the Stoke-on-Trent area during the last five years, Embolism as a cause of maternal mortality ranks third on the list.

A further and more detailed investigation of these cases should prove of value.



### Puerperal Fever and Puerperal Pyrexia.

			Puerperal Fever	Puerperal Pyrexia
Number of cases notified	...	23	27	
Sent to Hospital	... ..	22	3	
Home Nurses supplied by Local Authority	... ..	1	8	
Total number of Sepsis deaths	... 7			

#### CONCLUSION.

The infant death rate of 88 is the third lowest yet recorded in the City.

A consideration of the various causes of death shows, however, that the number of deaths from Congenital Defects, Premature Birth and Debility still exercises a very unfavourable influence on the general Infantile Mortality rate.

Much remains to be done to interest and instruct the mothers in the need for ante-natal care, and much might also be achieved by teaching the value of health and hygiene to the older school girls.

—The provision of costs in Hospital for these premature infants, a scheme which has been so long delayed, should receive early consideration. as it has been found that many of the deaths from Prematurity and Debility are preventable if facilities for special care be provided immediately after birth.

### The City Maternity Hospital.

Number of maternity cases admitted	... ..	661
Number of infants born (including 33 still-births)	... ..	658

#### A. ANTE-NATAL CASES. Total, 642.

Delivery was as follows :—

##### (i.) By natural forces—

(a) Vertex	... ..	575
(b) Breech	... ..	29
(c) Face	... ..	1
(d) Twins (sets)...	... ..	7

##### (ii.) By forceps ... .. 20

##### (iii.) By version and extraction ... .. 2

##### (iv.) Perforation and extraction ... .. 1

DISEASES AND CONDITIONS COMPLICATING PREGNANCY. Total, 64.

Albuminuria	...	...	...	33
Cardiac disease	...	...	...	13
Eclampsia	...	...	...	1
Epilepsy	...	...	...	2
Haemorrhage—				
(a) Ante-partum	...	...	...	4
(b) Post-partum	...	...	...	1
Hydramnios	...	...	...	5
Prolapse of funis	...	...	...	1
Pulmonary Tuberculosis	...	...	...	4

INDUCTION OF LABOUR. Total, 69.

Methods :—

(i.) Medicinal	...	...	...	51
(ii.) By bougies	...	...	...	14
(iii.) Rupture of membranes	...	...	...	4

Indications—

Albuminuria	...	...	...	4
Breech Presentation	...	...	...	5
Cardiac disease	...	...	...	3
Contracted Pelvis	...	...	...	32
Elderly Primigravidae	...	...	...	3
Epilepsy	...	...	...	1
Haemorrhage (Ante-partum)	...	...	...	4
Large child	...	...	...	1
Post maturity	...	...	...	11
Previous still-births	...	...	...	3
Pulmonary Tuberculosis	...	...	...	2

ABORTIONS. Total, 3.

Missed	...	...	...	1
Complete	...	...	...	2

MANUAL REMOVAL OF PLACENTA ... 4

SUTURE OF PERINEUM... 109

MATERNAL DEATHS ... —

MATERNAL MORBIDITY—

Puerperal Pyrexia... 6

Puerperal Fever ... —

BIRTHS (including Still-births) ... 642

STILL-BIRTHS ... 31

INFANT DEATHS ... 12

OPHTHALMIA NEONATORUM ... 7

PEMPHIGUS NEONATORUM ... —

TOTAL ANTE-NATAL ATTENDANCES ... 3615



B. EMERGENCY CASES. Total, 19.

DELAYED AND OBSTRUCTED LABOUR. Total, 4.

Natural forces	...	...	...	1
Forceps	...	...	...	2
Version and extraction	...	...	...	1

DISEASES AND CONDITIONS COMPLICATING PREGNANCY.

Pregnancy	...	...	...	15
Accidental haemorrhage	...	...	...	2
Albuminuria	...	...	...	3
Arthritis Deformans	...	...	...	1
Eclampsia (post-partum)	...	...	...	1
Cardiac Disease	...	...	...	6
Acute Pyelitis	...	...	...	1
Incomplete abortion	...	...	...	1

Delivery effected :—

Rupture of membranes	...	...	...	1
Forceps	...	...	...	3
Natural forces	...	...	...	3
Natural forces following induction of labour	...	...	...	3
Therapeutic Abortion	...	...	...	3
Removal of R.P.C.	...	...	...	1

SUTURE OF PERINEUM ... .. 3

MATERNAL DEATHS ... .. —

MATERNAL MORBIDITY...

Puerperal Pyrexia	...	...	...	—
Puerperal Fever	...	...	...	—

BIRTHS (including Still-births) ... .. 16

STILL-BIRTHS ... .. 2

INFANT DEATHS ... .. 1

OPHTHALMIA NEONATORUM ... .. —

PEMPHIGUS NEONATORUM ... .. —

B. EMERGENCY CASES. Total, 19.

Delayed and Obstructed Labour	4
Diseases and Conditions Complicating Pregnancy...	15

Nursing Homes Registration Act, 1928.

(1) Number of applications for registration	...	...	8
(2) Number of homes registered	...	...	8
(3) Number of orders made refusing or cancelling registration	...	...	—
(4) Number of applications for exemption from registration	...	...	3
(5) Number of cases in which exemption has been granted	...	...	2

## Ophthalmia Neonatorum.

The total number of cases notified by medical men and midwives in 1932 was 81, as compared with 117 in 1931. In 27 instances the diagnosis was not confirmed by a medical man, though notifications were received from midwives.

Ophthalmia Neonatorum has been compulsory notifiable throughout the whole area since 1911. 54 notifications were received during 1932 from medical men either as first notifications or confirming midwives' notifications. The total number of notifications received from midwives was 51. The 81 cases notified were distributed as follows:—

Tunstall	...	...	5 cases
Burslem	...	...	7 „
Hanley	...	...	31 „
Stoke ...	...	...	3 „
Fenton	...	...	16 „
Longton	...	...	11 „
Smallthorne, Norton, Bucknall, etc.	...	...	8 „
Number of cases notified	...	...	81
Number of births registered	...	...	4750
Number of cases per 1,000 births	...	...	17.1

In 1931 the number of cases notified by midwives and medical men per 1,000 births was 22.9.

Year	Number of Births	Number of Cases notified by, or confirmed by medical men	Number of cases per 1,000 births
1923	6,776	156	23.0
1924	6,722	130	19.6
1925	6,391	159	24.8
1926	5,976	140	23.4
1927	5,869	143	24.4
1928	5,490	125	22.8
1929	5,303	151	28.5
1930	5,551	114	20.5
1931	5,202	82	15.8
1932	4,750	54	11.4
Average for 10 years	5,803	125	21.4



## Results of severe cases of Ophthalmia during the past Ten Years.

Year	Vision Impaired	Total Blindness
1923	0	0
1924	0	0
1925	1	0
1926	0	0
1927	0	0
1928	0	0
1929	0	0
1930	2	0
1931	0	0
1932	0	0
Total ...	3	0

In 16 cases the birth was attended by a Doctor.

In 65 cases the birth was attended by a midwife.

Nurses were supplied by the Corporation in 40 cases.

The cost of nursing was £281 16s. 10d.

Cases of Ophthalmia Neonatorum			Vision unimpaired	Vision impaired	Total Blindness	Deaths
Notified	Treated					
	At home	In hospital				
81	40	5	81	—	—	4

Day and night nurses are supplied in all cases where necessary. Arrangements also exist for a specialist to consult with the medical attendants free of charge.

### Pemphigus Neonatorum.

Nine cases of Pemphigus Neonatorum were notified during the year.

The appliances and clothing of the midwives in contact with the cases were all disinfected, and where contact cases occurred in their practice, their houses and bedding were also disinfected.

The midwives themselves gave all possible assistance in the matter.

### Measles.

There were 55 deaths, compared with 74 in 1931 and 14 in 1930.

The death rate from Measles in 1932 was 0.20 per 1,000, compared to 0.11 for the 118 large towns and 0.08 for England and Wales.

The ages at death were as follows :—

Under	1	1—2	2—5	5—15
	15	22	10	6

Measles is not compulsorily notifiable in the City.

### **Whooping Cough.**

There were 19 deaths from Whooping Cough during the year, compared with 18 in 1931.

The deaths occurred at the following ages :—

Under	1	1—2	2—5	5—15
	13	4	2	0

Leaflets are distributed through the schools when necessary.

### **Acute Anterior Poliomyelitis.**

No cases were notified during the year.

### **Epidemic Diarrhoea.**

The deaths from Epidemic Diarrhoea numbered 72 under one year of age ; 6 from 1-2 years of age ; 0 from 2-5 years of age ; and 5 over five years of age.

The death rate under two years of age per 1,000 births was 16.4, as compared with 8.9 for the 118 large towns and 6.6 for England and Wales.

### **Ambulance Arrangements.**

For the removal of Infectious Disease cases ambulance accommodation is provided at the Infectious Diseases Hospital.

For the removal of Non-Infectious and Accident cases, two motor ambulances are employed by the Corporation. At least one large private firm provides a private motor ambulance to cope with accidents, etc., at their collieries and steel works.

The Public Assistance Committee also have provided ambulances.

### **Nursing Arrangements in the City.**

The following Voluntary Associations provide and pay the Nurses as set out :—

The Tunstall Nursing Institution, 1 Nurse.

The Burslem District Nursing Association, 2 Nurses.

The Hanley Nursing Association, 2 Nurses.

The Stoke-on-Trent Nursing Association, 1 Nurse.



The Stoke Nursing Association, 1 Nurse.  
The Fenton Nursing Association, 1 Nurse.  
Longton District Nursing Association, 2 Nurses.  
Norton District Nursing Association, 1 Nurse.

### **Adoptive Acts in Force in the City.**

Infectious Diseases Prevention Act, 1890.  
The Public Health Acts Amendment Act, 1890.  
The Housing of the Working Classes Act, 1890. (Part 3.)

Parts of the Public Health Acts (Amendment) Act, 1907, as follows :

Part 2.  
Part 3.  
Part 4.  
Part 5.  
Part 6.  
Part 7.—Sections 79, 80, 81, 85, 86.  
Part 8.  
Part 9.  
Part 10.

Public Health Act, 1925 :—

Sections 1—21.  
Sections 23—26.  
Sections 28—30.  
Section 33.  
Section 35.  
Sections 38—39.  
Sections 42—43.  
Section 49.  
Sections 53—87.

### **Stoke-on-Trent Corporation Acts, 1923 and 1928.**

Under these Acts the Corporation have been given many new powers in relation to Public Health matters.

### **Hospital for Mental Defectives.**

The Council have an Institution at Stallington for 77 cases. These are principally of a fairly high grade and at present there is no accommodation for Epileptics and low grade cases.

## Sanitary Administration.

The following table shows the number of defects found in connection with the sanitary accommodation of Factories:—

SANITARY ACCOMMODATION				1932			1931		
				Defects found	Defects remedied	Outstanding at end of year	Defects found	Defects remedied	Outstanding at end of year
SANITARY CONVENIENCES	Insufficient ... ..	...	...	7	6	1	—	7	—
	Unsuitable ... ..	...	...	—	—	—	—	—	—
	Defective ... ..	...	...	—	—	—	—	—	—
	Not separate for sexes ... ..	...	...	—	—	—	—	—	—
	Badly lighted ... ..	...	...	—	—	—	—	—	—
	Badly ventilated ... ..	...	...	—	—	—	—	—	—
	Without proper fasteners on doors ... ..	...	...	—	—	—	—	—	—
	Dirty condition ... ..	...	...	—	—	—	7	7	—
	Foul or defective urinals... ..	...	...	—	—	—	—	2	—
	Other nuisances ... ..	...	...	—	—	—	22	22	—
Total ...				7	6	1	29	38	0

## Workshops.

During the year 3,915 inspections have been made of Workshops and Bakehouses.

### Sanitary Defects found in Workshops.

DEFECTS				1932			1931		
				Defects found	Defects remedied	Outstanding at end of year	Defects found	defects remedied	Outstanding at end of year
Want of cleanliness ... ..				216	212	4	49	47	2
Want of ventilation ... ..				2	11	—	19	12	7
Overcrowding ... ..				1	—	—	—	—	—
Drainage of floors ... ..				—	—	—	—	—	—
Other nuisances ... ..				63	73	—	30	17	13
SANITARY CONVENIENCES :									
Insufficient ... ..				16	20	—	9	2	7
Unsuitable ... ..				—	—	—	1	—	1
Defective ... ..				30	25	5	25	13	12
Not separate for sexes ... ..				—	—	—	3	3	—
Badly lighted ... ..				—	—	—	—	—	—
Badly ventilated ... ..				—	—	—	—	—	—
No fasteners on doors of female W.C's. ... ..				—	—	—	3	2	1
Dirty condition ... ..				7	5	2	21	20	1
Fittings ... ..				—	—	—	—	—	—
Intervening spaces provided ... ..				—	—	—	—	—	—
Total ...				335	346	11	160	116	44



### Bakehouses.

There were on the register 120 Bakehouses. During the year 1,581 visits were paid as compared with 1,369 in 1931. All the premises have been regularly lime-washed during the year.

### Outworkers.

The total number of lists received was 254, compared with 282 in the previous year.

	1932	1931
List of Outworkers received ... ..	254	282
Number of Names on Lists ... ..	181	372
Warning Notices sent <i>re</i> Lists ... ..	250	279
Number of Visits paid to Outworkers during the year ... ..	150	122

### I.—INSPECTION OF FACTORIES, WORKSHOPS, AND WORKPLACES, INCLUDING INSPECTIONS MADE BY DISTRICT SANITARY INSPECTORS.

Premises	Number of		
	Inspections	Written Notices	Prosecutions
Factories (including Factory Laundries)...	46	4	—
Workshops (including Workshop Laundries) ... ..	2334	28	—
Workplaces (other than Outworkers' premises included in Part 3 of this Report ... ..	—	—	—
Total ...	2380	32	—

## 2.—DEFECTS FOUND IN FACTORIES, WORKSHOPS AND WORKPLACES.

Particulars	Number of Defects	
	Found	Remedied
<i>Nuisances under the Public Health Acts :—</i>		
Want of Cleanliness ... ..	216	212
Want of Ventilation ... ..	2	11
Overcrowding ... ..	1	—
Want of Drainage of Floors ... ..	—	—
Other Nuisances ... ..	63	73
Sanitary Accommodation—		
Insufficient ... ..	16	20
Unsuitable or defective ... ..	30	25
Not separate for sexes ... ..	—	—
<i>Offences under the Factory and Workshops Acts :</i>		
Breach of special sanitary requirements for Bakehouses (s.s. 97 to 100) ... ..	—	—
Total ...	327	118

## 3.—HOME WORK.

NATURE OF WORK	OUTWORKERS' LIST						Notices served on Occupiers as to keeping or sending list	Outwork in Unwholesome Premises (Section 108)	
	List received from Employers sending twice in the year			Sending once				In- stances	Notices served
	Lists	Con- tractors	Work- men	Lists	Con- tractors	Work- men			
Wearing Apparel— Making, &c. ...	178	52	73	—	—	—	175	—	—
Furniture and Up- holstery ...	26	10	16	—	—	—	26	—	—
Umbrellas ...	—	—	—	—	—	—	—	—	—
Boots, etc. ...	50	24	6	—	—	—	49	—	—
Total ...	254	86	95	—	—	—	250	—	—



#### 4.—REGISTERED WORKSHOPS.

Workshops on the Register (s 131) at the end of the year	Number
Laundries ... ..	28
Dressmaking and Millinery ... ..	168
Bootmaking and Repairing ... ..	244
Blacksmiths & Wheelwrights ... ..	44
Tailoring ... ..	71
Cabinet Making ... ..	25
Cratemaking ... ..	50
Engraving ... ..	19
Joiners ... ..	104
Plumbers ... ..	63
Motor Repairing ... ..	62
Others ... ..	176
<b>TOTAL NUMBER OF WORKSHOPS ON REGISTER</b> ... ..	<b>1054</b>

#### 5.—OTHER MATTERS.

Class	Number
Matters notified to H.M. Inspector of Factories:—	
Failure to affix Abstract of the Factory and Workshops Act (s. 133, 1901) ... ..	0
Action taken in matters referred by H.M. Inspector as remediable under the Public Health Acts, but not under the Factory and Workshops Act, (s. 5, 1901) }	4
Notified by H.M. Inspector	
Reports (of action taken) sent to H. M. Inspector...	4
Other ... ..	12
Underground Bakehouses (s. 101):—	
In use at end of the year ... ..	0

## Housing.

### NUMBER OF HOUSES.

There are approximately 60,500 houses in the City. Of this number probably about 95 per cent. are below a rental of £26 per annum. About 60 per cent. of the houses consist of four rooms or less.

One thousand and eighty-eight new houses were completed during the year.

### POPULATION.

The population of the area to the middle of 1932 was 276,500.

The housing conditions in Stoke-on-Trent still leave much to be done. Many of the houses are old and totally unfit to be made habitable. It has been found impossible to put Demolition Orders on any appreciable number owing to the fact that new houses are not yet available in sufficient numbers, and quite often those for whom new houses should be found are those least able to pay the rent of Council houses and, therefore, from the Corporation standpoint, undesirable tenants.

Overcrowding is still bad. At a low estimate, ten per cent. of the whole are overcrowded on a basis of two persons per room.

The number of new houses required still falls very short of the requirements, but it is hoped to build more as soon as sites are available. The difficulty of obtaining suitable sites in the City owing to mining subsidence is too well known to need further emphasis.

In rendering old houses fit, a great deal of good work has been done under Section 3 of the 1925 Act and Section 17 of the 1930 Act, without any difficulties being encountered. The work is going on steadily throughout the City.

The number of houses which have not an adequate internal water supply is as follows :—

- |  |   |
|--|---|
| (a) Private supply with separate tap outside | ... 350 or 0.6 per cent. of total number in the City.   |
| (b) Houses with common tap outside           | ... 1,022 or 1.7 per cent. of total number in the City. |

The number of houses which have no water closet or other adequate sanitary accommodation within their own curtilage is as follows :—

- |                          |   |
|--------------------------|---|
| (a) Private              | ... 17 or 0.02 per cent. of the total number in the City. |
| (b) Common accommodation | ... 29 or 0.03 per cent. of the total number in the City. |

### JOHN STREET, LONGTON, CLEARANCE AREA, HOUSING ACT, 1930.

A representation has been made with respect to this clearance area, which comprises a hundred and fifty premises, all of which were inspected in detail in preparation for the enquiry to be held in January, 1933.



## APPENDICES.

### Housing Conditions.

Statistics, Year ended 31st of December, 1932.

#### 1.—GENERAL.

1.	Census Population	...	...	...	...	...	276,500
2.	General Death Rate	...	...	...	...	...	12.1
3.	Death Rate from Tuberculosis	..	...	...	...	...	1.02
4.	Infantile Mortality	...	...	...	...	...	88
5.	Number of dwelling-houses of all classes (approx.)	...	...	...	...	...	60,000
6.	Number of working-class dwelling-houses (approx.)	...	...	...	...	...	52,000
7.	Number of new working-class houses erected	...	...	...	...	...	1,088

Number of New Houses erected during the year:—

(a) Total (including numbers given separately under (b)):—

(i.)	By the Local Authority	...	...	604
(ii.)	By other Local Authorities	...	...	Nil
(iii.)	By other Bodies and Persons	...	...	484

(b) With State assistance under the Housing Acts:—

(i.) By the Local Authority—

(a)	For the purpose of Part 2 of the Act of 1925	Nil
(b)	For the purpose of Part 3 of the Act of 1925...	588
(c)	For other purposes	16

(ii.) By other bodies or persons ... .. Nil

#### 2.—DWELLING-HOUSES.

##### INSPECTION.

1.(a)	Total number of dwelling-houses inspected for housing defects (under Public Health or Housing Acts) ...	867
(b)	Number of inspections made for the purpose ...	2645
2.(a)	Number of dwelling-houses which were inspected and recorded under the Housing Consolidated Regulations, 1925 ...	390
(b)	Number of inspections made for the purpose ...	578
3.	Number of dwelling-houses found to be in a state so dangerous or injurious to health as to be unfit for human habitation. ...	100
4.	Number of houses found fit ...	189
5.	Number of houses dealt with under Public Health Acts...	116
6.	Number of dwelling-houses (exclusive of these referred to under the preceding sub-heading) found not to be in all respects reasonably fit for human habitation...	277

## 2 REMEDY OF DEFECTS WITHOUT SERVICE OF FORMAL NOTICES.

Number of defective dwelling-houses rendered fit in consequence of informal action by the Local Authority or their officers	...	...	...	...	...	...	...	...	1
---	-----	-----	-----	-----	-----	-----	-----	-----	---

## 3. ACTION UNDER STATUTORY POWERS.

### A. Proceedings under Section 17 of the Housing Act, 1930:—

1. Number of dwelling-houses in respect of which notices were served requiring repairs	...	...	...	...	...	...	...	302
2. Number of dwelling-houses which were rendered fit:—								
(a) by Owners	...	...	...	...	...	...	...	190
(b) by Local Authority in default of Owners	...							—
3. Number of dwelling-houses in which repairs are in progress								
(a) by owners	...	...	...	...	...	...	...	64
(b) by Local Authority in default of Owners	...							—
4. Number of dwelling-houses in respect of which notices were served requiring repairs; the notices not having expired	...	...	...	...	...	...	...	34
5. Number of dwelling-houses in respect of which Closing Orders became operative in pursuance of declarations by owners of intention to close	...	...	...	...	...	...	...	Nil.

### B. Proceedings under Public Health Acts:—

1. Number of dwelling-houses in respect of which notices were served requiring defects to be remedied	...	...	...	...	...	...	...	59
2. Number of dwelling-houses in which defects were remedied								
(a) by Owners	...	...	...	...	...	...	...	74
(b) by Local Authority in default of Owners	...							Nil.

### C. Proceedings under Sections 19 and 21 of the Housing Act, 1930 :

1. Number of representations made with a view to the making of Closing Orders	...	...	...	...	...	...	...	Nil.
2. Number of parts of dwelling-houses in respect of which Closing Orders were made	...	...	...	...	...	...	...	Nil.
3. Number of dwelling-houses in respect of which Closing Orders were determined, the dwelling-houses having been rendered fit	...	...	...	...	...	...	...	1
4. Number of representatives made with a view to the making of Demolition Orders	...	...	...	...	...	...	...	106
5. Number of dwelling-houses demolished by Council	...							0
6. Number of dwelling-houses in respect of which Demolition Orders were made	...	...	...	...	...	...	...	53



7.	Number of dwelling-houses demolished in pursuance of Demolition Orders ... ..	27
8.	Number of dwelling houses in respect of which Demolition Orders were determined, the dwelling houses having been rendered fit ... ..	3
D.	Proceedings under Section 20 of the Housing Act, 1930:—	
1.	Number of separate tenements or underground rooms in respect of which Closing Orders were made ... ..	0
2.	Number of separate tenements or underground rooms in respect of which Closing Orders were determined, the tenement or room having been rendered fit ... ..	Nil.
E.	Proceedings under Section 3 of the Housing Act, 1925:—	
1.	Number of dwelling-houses in respect of which notices were served requiring repairs ... ..	Nil.
2.	Number of dwelling-houses which were rendered fit after service of formal notices—	
	(a) By owners ... ..	33
	(b) By local Authority in default of owners ... ..	0
3.	Number of dwelling-houses in respect of which Closing Orders become operative in pursuance of declarations by owners of intentions to close ... ..	Nil.
F.	Proceedings under Sections 11, 14 and 15 of the Housing Act, 1925:—	
1.	Number of dwelling-houses in respect of which Closing Orders were made ... ..	Nil.
2.	Number of dwelling-houses in respect of which Closing Orders were determined, the dwelling-houses having been rendered fit ... ..	1
3.	Number of dwelling-houses in respect of which Demolition Orders were made ... ..	Nil.
4.	Number of dwelling-houses demolished in pursuance of Demolition Orders ... ..	Nil.
	Total number of houses owned by the Local Authority...	3492
	Number of houses built in the last two years:—	
	Part 3 of the Housing Act, 1925 ... ..	1066
	Part 2 of the Housing Act, 1925 ... ..	Nil
	Other Powers ... ..	33
	—	1099

# Summary of Housing Defects dealt with during 1931.

Houses						Housing Acts, 1925, & 1930	P.H. Acts, 1875, etc.
Dirty or Verminous	...	...	...	...	...	—	4
Overcrowded	...	...	...	...	...	—	11
Damp	...	...	...	...	...	321	32
Defective roof	...	...	...	...	...	254	38
„ plaster of walls and ceilings	...	...	...	...	...	545	64
„ floors	...	...	...	...	...	372	62
„ windows and frames	...	...	...	...	...	696	67
Fixed windows	...	...	...	...	...	51	22
Badly lighted	...	...	...	...	...	—	—
Dilapidations	...	...	...	...	...	140	9
Deteriorated or Dirty Decorations	...	...	...	...	...	136	5
Defective brickwork, pointing, etc.	...	...	...	...	...	549	30
„ fireplaces	...	...	...	...	...	168	11
„ doorsteps	...	...	...	...	...	53	17
„ doors or door frames	...	...	...	...	...	572	24
„ stairs	...	...	...	...	...	28	4
Want of or defective handrails, guardrails or balusters	...	...	...	...	...	189	4
Want of or defective washing boiler	...	...	...	...	...	109	20
Want of or defective yard gates	...	...	...	...	...	76	7
Want of or defective structure of foodstore	...	...	...	...	...	4	—
Want of water supply or improper position of tap	...	...	...	...	...	8	—
Accumulations	...	...	...	...	...	5	1
Keeping of Animals	...	...	...	...	...	—	1
Want of or defective drainage	...	...	...	...	...	26	6
Want of or defective sink and/or waste pipe	...	...	...	...	...	77	9
Defective or want of rainwater pipes and/or eaves and spouts	...	...	...	...	...	312	25
Other Faults	...	...	...	...	...	4	—
Defective closet structures and/or fittings	...	...	...	...	...	184	37
Broken closet pedestal and pans	...	...	...	...	...	13	4
Foul closet pans	...	...	...	...	...	3	—
Def. flushing apparatus	...	...	...	...	...	35	—
Dirty Closets	...	...	...	...	...	—	—
Insufficient Closet Accommodation	...	...	...	...	...	7	10
Covered ashpits defective	...	...	...	...	...	—	—
No ashes accommodation	...	...	...	...	...	—	1
Bins defective or worn out	...	...	...	...	...	—	2
Defective yard paving	...	...	...	...	...	176	38
Defective paving of Back Passages	...	...	...	...	...	8	—
Unpaved surfaces	...	...	...	...	...	29	5
Other outside nuisances	...	...	...	...	...	—	—
Totals						5,150	570

The number of visits made was 4,319, and 92 appointments were kept. The number of defects found was 5,720.



**Increase of Rent and Mortgage Interest (Restrictions) Act, 1920,  
and Rent and Mortgage Interest Restrictions Act, 1923.**

During the year four applications were made by tenants for the inspection of their houses with a view to the issue of certificates under the above Acts.

All the dwelling-houses were inspected and certificates granted.

**REGISTER OF RAINFALL IN 1932.  
KEPT AT THE MEIR, LONGTON.**

(By the courtesy of Mr. R. C. Frain.)

	Total Depth (inches)	No. of days on which .01 inch or more fell
January ... ..	2.99	15
February ... ..	0.20	7
March ... ..	2.09	11
April ... ..	3.10	21
May ... ..	4.81	20
June ... ..	0.78	4
July ... ..	3.53	18
August ... ..	1.84	9
September ... ..	2.63	19
October ... ..	5.89	23
November ... ..	2.68	18
December ... ..	1.20	16
TOTALS ... ..	31.74	181

In 1931 the total rainfall was 40.90 inches.

**WATER SUPPLY.**

The water supply of the City is under the control of the Staffordshire Potteries Water Board.

The supply is derived in the greater proportion from deep wells situated at Hatton, Mill Meece, Meir and Stockton Brook. A considerable though lesser quantity is got from springs at Wall Grange. There is an abundant supply, and that from the deep wells of excellent quality.

The supply from Wall Grange is chlorinated before distribution ; this was begun in the Autumn of 1922 when the quality was found to be unsatisfactory.

There are eleven private wells and 25 springs in the City used for domestic purposes. These have been visited from time to time and found to be in good order.

### **POLLUTION OF THE ATMOSPHERE.**

Records of pollution are regularly kept in two distinct areas of the City.

### **SEWAGE DISPOSAL.**

The following information is kindly supplied by Mr. W. H. Makepeace, City Sewage Engineer.

The developments which have taken place during the year in connection with Sewage Disposal and improvements to water-ways of the City, are as follows :—

The past year has seen the completion of the improvements made to the Fowlea Brook course, which have been carried out at an expenditure of £56,000 and consist of constructing a new concrete channel, from a point near the Trent to Etruria Station, this section of the stream having caused a great amount of annoyance, with dangers of flooding, in consequence of its silting up, for many years. This is a very definite improvement.

For the first time for many years, some organised attempts have been made to clean the main river of obstructions, and this is steadily being proceeded with.

With regard to Sewage Disposal. The principal developments have been at the Hanley Sewage Works and the construction of new Works at Strongford for treating the sewage of the Stoke and Fenton Districts and Newcastle.

The improvements carried out at Hanley consist of washing of Filter Beds, which have been in use for nearly thirty years. Extensions to the sludge disposal plant, and general improvements carried out to the tanks and pumping plant, in order to provide for the increased flow of sewage, a portion of which has already arrived, from the eastern area of the City.

Provision is being made for further extensions to the plant, which will be the subject of a loan in the near future.

The new Works at Strongford (after a delay in the construction of them of over two years) are now being proceeded with. The main outfall sewer from Newcastle to the works is under construction, and it is hoped that the extensions required for the treatment of the Newcastle sewage will be proceeded with during the year.



A good deal of examination of the streams, and analytical data as to the quality of the water in the streams has been carried out, and it may be said generally, that the streams are undoubtedly better at the present time than they have been for several years.

Experiments have been made with the treatment of gas waste liquors with our sewage at the Hanley Works, and some interesting information obtained.



