

**[Report 1914] / Medical Officer of Health, Stoke-upon-Trent Borough.**

**Contributors**

Stoke-on-Trent (England). Borough Council.

**Publication/Creation**

1914

**Persistent URL**

<https://wellcomecollection.org/works/cjx3ajjw>

**License and attribution**

You have permission to make copies of this work under a Creative Commons, Attribution license.

This licence permits unrestricted use, distribution, and reproduction in any medium, provided the original author and source are credited. See the Legal Code for further information.

Image source should be attributed as specified in the full catalogue record. If no source is given the image should be attributed to Wellcome Collection.



Wellcome Collection  
183 Euston Road  
London NW1 2BE UK  
T +44 (0)20 7611 8722  
E [library@wellcomecollection.org](mailto:library@wellcomecollection.org)  
<https://wellcomecollection.org>

CL  
A24643  
County Borough of Stoke-on-Trent.

---

# ANNUAL REPORT

OF THE

## Medical Officer of Health.

---

1914

---

G. PETGRAVE JOHNSON,

M.D., C.M., D.P.H.,

Fellow of the Royal Institute of Public Health.


Fellow of the Incorporated Society of  
Medical Officers of Health.

---

Longton :

HUGHES & HARBER, LTD., PRINTERS, MARKET STREET.





County Borough of Stoke-on-Trent.

---

# ANNUAL REPORT

OF THE

**Medical Officer of Health.**

---

1914

---

G. PETGRAVE JOHNSON,

M.D., C.M., D.P.H.,

Fellow of the Royal Institute of Public Health.


Fellow of the Incorporated Society of  
Medical Officers of Health.

---

Longton :

HUGHES & HARBER, LTD., PRINTERS, MARKET STREET.





Digitized by the Internet Archive  
in 2018 with funding from  
Wellcome Library

<https://archive.org/details/b30139326>

# Index.

|  |     |     |     |     |     |     |    |
|--|-----|-----|-----|-----|-----|-----|----|
| Acute Anterior Poliomyelitis                         | ... | ... | ... | ... | ... | ... | 31 |
| Alcoholism   | ... | ... | ... | ... | ... | ... | 44 |
| Area of District                                     | ... | ... | ... | ... | ... | 9,  | 17 |
| Bakehouses   | ... | ... | ... | ... | ... | ... | 86 |
| Baths  | ... | ... | ... | ... | ... | ... | 75 |
| Births   | ... | ... | ... | ... | ... | ... | 12 |
| Births, Notification of                              | ... | ... | ... | ... | ... | ... | 62 |
| Bucknall Hospital                                    | ... | ... | ... | ... | ... | ... | 46 |
| Bye-Laws   | ... | ... | ... | ... | ... | ... | 79 |
| Canal Boats, Inspections, &c.                        | ... | ... | ... | ... | ... | ... | 98 |
| Causes of Deaths                                     | ... | ... | ... | ... | ... | ... | 20 |
| Cerebro-Spinal Fever                                 | ... | ... | ... | ... | ... | ... | 31 |
| Cleansing Department, Report on                      | ... | ... | ... | ... | ... | ... | 89 |
| Common Lodging-Houses                                | ... | ... | ... | ... | ... | 100 |    |
| Complaints received                                  | ... | ... | ... | ... | ... | ... | 83 |
| Consumption  | ... | ... | ... | ... | ... | ... | 31 |
| Conversion of Privies                                | ... | ... | ... | ... | ... | ... | 82 |
| Cowsheds   | ... | ... | ... | ... | ... | 102 |    |
| Dairy Cows, Report on                                | ... | ... | ... | ... | ... | ... | 43 |
| Deaths   | ... | ... | ... | ... | ... | ... | 17 |
| Diphtheria   | ... | ... | ... | ... | ... | ... | 25 |
| Disinfection   | ... | ... | ... | ... | ... | ... | 53 |
| Drain Testing  | ... | ... | ... | ... | ... | ... | 82 |
| Dwelling Houses, Inspection of...                    | ... | ... | ... | ... | ... | ... | 80 |
| Enteric Fever  | ... | ... | ... | ... | ... | ... | 26 |
| Erysipelas   | ... | ... | ... | ... | ... | ... | 30 |
| Examination of Milk for Tuberculous Bacilli          | ... | ... | ... | ... | ... | ... | 43 |
| Factories, Inspections, &c.                          | ... | ... | ... | ... | ... | ... | 87 |
| Factories, Workshops, Bakehouses and Smoke Nuisances | ... | ... | ... | ... | ... | ... | 83 |
| Fertilisers and Feeding Stuffs Act                   | ... | ... | ... | ... | ... | 101 |    |
| Fibroid Phthisis                                     | ... | ... | ... | ... | ... | ... | 44 |
| Food and Drugs Act                                   | ... | ... | ... | ... | ... | 101 |    |
| Health, Housing and Destructor Committee             | ... | ... | ... | ... | ... | ... | 5  |
| Health Visitors, Visits paid by                      | ... | ... | ... | ... | ... | ... | 65 |
| Hospitals, &c.                                       | ... | ... | ... | ... | ... | ... | 17 |
| Houses Let in Lodgings...                            | ... | ... | ... | ... | ... | 101 |    |
| Housing, Town Planning, &c., Act                     | ... | ... | ... | ... | ... | 106 |    |
| Illegitimate Births                                  | ... | ... | ... | ... | ... | ... | 13 |
| Industries of the District...                        | ... | ... | ... | ... | ... | ... | 10 |
| Infantile Mortality                                  | ... | ... | ... | ... | ... | ... | 57 |
| Infectious Diseases                                  | ... | ... | ... | ... | ... | ... | 22 |
| Inhabited Houses                                     | ... | ... | ... | ... | ... | ... | 12 |
| Inspector of Nuisances' Report                       | ... | ... | ... | ... | ... | ... | 80 |
| Insured Persons                                      | ... | ... | ... | ... | ... | ... | 38 |
| Isolation Hospitals                                  | ... | ... | ... | ... | ... | ... | 45 |
| Knackers' Yards                                      | ... | ... | ... | ... | ... | ... | 97 |
| Lead Poisoning                                       | ... | ... | ... | ... | ... | ... | 45 |
| Margarine Dealers                                    | ... | ... | ... | ... | ... | 101 |    |
| Maternity and Child Welfare                          | ... | ... | ... | ... | ... | ... | 65 |
| Measles  | ... | ... | ... | ... | ... | ... | 30 |
| Meat and Provisions Inspection                       | ... | ... | ... | ... | ... | ... | 92 |
| Medical Records                                      | ... | ... | ... | ... | ... | ... | 55 |
| Medical Inspection of School Children                | ... | ... | ... | ... | ... | ... | 79 |

**Index—continued.**

|  |     |     |     |     |        |
|--|-----|-----|-----|-----|--------|
| Midwives, Supervision of   | ... | ... | ... | ... | 54     |
| Milk and Cream Regulations, 1912   | ... | ... | ... | ... | 105    |
| Milk Shops   | ... | ... | ... | ... | 102    |
| Mortuaries   | ... | ... | ... | ... | 74     |
| Motor Disinfecting Van   | ... | ... | ... | ... | 89     |
| Non-Insured Persons  | ... | ... | ... | ... | 38     |
| Notification of Births   | ... | ... | ... | ... | 62     |
| Notification of Infectious Diseases  | ... | ... | ... | ... | 21     |
| Nuisances dealt with   | ... | ... | ... | ... | 81     |
| Offensive Trades   | ... | ... | ... | ... | 79, 83 |
| Open Spaces  | ... | ... | ... | ... | 74     |
| Ophthalmia Neonatorum  | ... | ... | ... | ... | 28     |
| Outworkers   | ... | ... | ... | ... | 86     |
| Parks and Pleasure Grounds   | ... | ... | ... | ... | 74     |
| Phthisis   | ... | ... | ... | ... | 31     |
| Physical Features of District  | ... | ... | ... | ... | 9      |
| Population   | ... | ... | ... | ... | 10     |
| Pollution of Rivers and Streams  | ... | ... | ... | ... | 78     |
| Preservatives in Milk, &c.   | ... | ... | ... | ... | 102    |
| Privies, Conversion of   | ... | ... | ... | ... | 82     |
| Prosecutions—Unsound Meat, &c.   | ... | ... | ... | ... | 95     |
| Public Baths   | ... | ... | ... | ... | 75     |
| Public Conveniences  | ... | ... | ... | ... | 74     |
| Public Health (Tuberculosis) Regulations, 1912                             | ... | ... | ... | ... | 33     |
| Puerperal Fever  | ... | ... | ... | ... | 56     |
| Rag Flock Act  | ... | ... | ... | ... | 101    |
| Register of Rainfall   | ... | ... | ... | ... | 114    |
| Rateable Value   | ... | ... | ... | ... | 12     |
| Refuse Destructors   | ... | ... | ... | ... | 91     |
| Respiratory Diseases   | ... | ... | ... | ... | 43     |
| Scarlet Fever  | ... | ... | ... | ... | 23     |
| Scavenging   | ... | ... | ... | ... | 89     |
| Sewage Disposal  | ... | ... | ... | ... | 76     |
| Seizures of Meat, Rabbits, Fruit, &c.                                      | ... | ... | ... | ... | 95     |
| Skinyards  | ... | ... | ... | ... | 96     |
| Slaughter Houses   | ... | ... | ... | ... | 76     |
| Smoke Nuisances  | ... | ... | ... | ... | 86     |
| Staff, Changes in  | ... | ... | ... | ... | 89     |
| Stanfield Sanatorium   | ... | ... | ... | ... | 39     |
| Stoke-on-Trent Voluntary Committee for the Care of<br>Consumptives         | ... | ... | ... | ... | 40     |
| Stoke-on-Trent and Stoke Rural Joint Hospital, Report on                   | ... | ... | ... | ... | 47     |
| Still Births   | ... | ... | ... | ... | 13     |
| Summary of Statistics  | ... | ... | ... | ... | 6      |
| Tuberculosis   | ... | ... | ... | ... | 31, 42 |
| Tuberculosis Medical Officer's Report                                      | ... | ... | ... | ... | 35     |
| Tuberculosis After Care Committee for the County Borough<br>Stoke-on-Trent | ... | ... | ... | ... | 42     |
| Uncertified Midwives   | ... | ... | ... | ... | 57     |
| Unsound Food   | ... | ... | ... | ... | 94     |
| Vaccination  | ... | ... | ... | ... | 53     |
| Vital Statistics   | ... | ... | ... | ... | 15     |
| Water Supply   | ... | ... | ... | ... | 76     |
| Whooping Cough   | ... | ... | ... | ... | 30     |
| Workshops, Inspections, &c.  | ... | ... | ... | ... | 85     |
| Zymotic Diseases, Deaths from...   | ... | ... | ... | ... | 19, 21 |



# County Borough of Stoke-on-Trent.

---

## HEALTH, HOUSING and DESTRUCTOR COMMITTEE :

His Worship the Mayor, Mr. Alderman Philip Elliott  
(*Ex-Officio*).

|                     |                       |
|---------------------|-----------------------|
| Mr. Alderman Barber | Mr. Councillor Crofts |
| „ Brookhouse        | „ Dale                |
| „ Holdcroft         | „ Harrison            |
| „ L Price           | „ T. Hobson           |
| „ Wedgwood          | „ Hopwood             |
| Mr. Councillor Ball | „ J. Jackson          |
| „ Bird              | „ Kearns              |
| „ Clowes            | „ Read                |
| „ H. J. Colclough   | „ Townsend            |

*Chairman :* Mr. Councillor Colclough.

*Vice-Chairman :* Mr. Alderman Holdcroft.

## Summary of Vital Statistics for 1914.

---

Area of Borough .... 11,154 Acres.

Population (Census 1911) .... 234,553

Estimated Population to Middle of 1914 .... 241,430

Births .... 7,640

**Birth Rate .... 31·6**

Deaths .... 4,240

**Death Rate .... 17·5**

Infantile Mortality ... 144 per 1,000 births

Zymotic Death Rate .... 2·63

Phthisis Death Rate .... 1·27

Death Rate from Other Forms of Tuberculosis.... 0·46

Death Rate from Respiratory Diseases .... 3·68

Rateable Value .... £859,784

# County Borough of Stoke-on-Trent.

## HEALTH DEPARTMENT.

*To the Mayor, Aldermen and Councillors of the  
County Borough of Stoke-on-Trent.*

GENTLEMEN,

I have the honour to present the following Report for the year 1914.

The Birth Rate for the year was 31·6, there were only four towns with higher rates.

Though the Birth Rate is slowly decreasing it is still comparatively satisfactory, especially when it is remembered that the Infantile Mortality is also steadily declining.

The Death Rate for the year was 17·5. It is the fifth highest of the rates for the 97 great towns during 1914. The rate is 1·2 lower than that for 1913, this is due to the smaller number of deaths from Measles and Whooping Cough; in 1913 these diseases were very prevalent. Less deaths were also attributed to Bronchitis, Congenital Debility and Premature Birth, though the number due to Diarrhoea and Pneumonia was greater.

The Infantile Mortality Rate was 144; the rate for the 97 great towns was 114. Only five of these towns had a higher rate than Stoke-on-Trent. In 1913 the rate in Stoke-on-Trent was 169.

I have again to draw attention to the unsatisfactory position occupied by the Borough, in respect to General Death Rate and Infantile Mortality among the great towns. The rates, however, show from year to year a steady decline, as is the case generally throughout the country.

The Borough has again been exceptionally free from Scarlet Fever, though Diphtheria, Measles and Whooping Cough have been prevalent, and caused 79, 87 and 83 deaths respectively.

The scheme for dealing with Tuberculosis in the Borough is being developed. The sanction of the Local Government Board has been obtained for practically all details. The permanent central Dispensary has been in working since June, and the alterations to the Stanfield Sanatorium are almost completed. The Cheshire Joint Board has been constituted and a site for a sanatorium selected subject to the approval of the Local Government Board. An After-Care Committee has been formed in accordance with the suggestions in the Report of the Astor Committee, and has been at work since June.



In my last Report I stated that the Council had recently decided to exercise its powers under the Public Health Acts Amendment Act, 1907, and proceed with the abolition of the Cesspit Closets and Rochdale Pans in the area. A beginning was to be made in Longton and Fenton. Subsequently the sanction of the Local Government Board was obtained for the raising of a Loan. I regret, however, that the Council delayed the appointment of an officer to undertake the work. I am accordingly unable to report that any progress has been made.

The removal of nightsoil and ashes has been carried out more regularly during the year; much attention has been given to this section of the work. Ashpits are being replaced with ashbins, though not sufficiently rapidly; at least a weekly collection of all refuse should be aimed at, this is essential for the good health of the area.

The Destructor Accommodation at the Northern end of the District is to be increased as soon as possible. The sanction of the Local Government Board has been sought for the raising of a Loan for this purpose.

After careful consideration the Health Committee have decided with the consent of the Council to establish Maternity Centres throughout the Borough, and to increase their Child Welfare activities generally in the area. The Local Government Board will contribute up to half of the expenses of the Corporation in the work. The treatment of ailments in infants of the poorer classes will be undertaken at the Maternity Centres, and attention will also be given to the care of children up to school age.

I regret to have still to report that the Staff is insufficient for the work of the department. The Authority has taken no steps in the matter during the year.

The systematic inspection of houses should be undertaken. It is an urgent matter, especially in certain districts.

The housing accommodation for the working classes in the area is acknowledged to be insufficient. The Council have, however, refused to sanction the preparation of a scheme for the erection of houses.

Since the outbreak of the war two members of the staff have enlisted, and two have left to undertake nursing duties, their posts have been temporarily filled.

I have pleasure in expressing my indebtedness to the staff of the Department for their continued hearty and efficient co-operation.

I am, Gentlemen,

Your obedient servant,

G. PETGRAVE JOHNSON.

Public Health Department,  
Stoke-on-Trent,

*May, 1915*

# **ANNUAL REPORT**

OF THE

## **MEDICAL OFFICER OF HEALTH**

For the Year ending December 31st, 1914.

---

### **Area, Physical Features and General Characteristics of the District.**

The County Borough is 11,154 acres in area. It is 9 miles long, and at no part more than  $2\frac{1}{4}$  miles wide. About 150 acres are covered with water. The long axis of the district lies north-west and south-east. It is bounded on the north-west by the Urban District of Kidsgrove, on the north-east by the Urban District of Smallthorne, the Rural District of Stoke-upon-Trent, the River Trent and the Rural District of Cheadle; and on the south-east by the Rural District of Stone; on the south-west and from south to north by the Rural District of Stone, the River Trent, the Lyme Brook, the Rural District of Newcastle, the Borough of Newcastle-under-Lyme, the Urban District of Wolstanton, and the Urban District of Kidsgrove.

The highest point of the Borough is to the north of Goldenhill, where it is 700 feet above sea level; the lowest point is at the south end of Stoke below Hanford Bridge, where the Lyme Brook joins the River Trent. The north-east side of the district is on a higher level than the south-west, the level varying from 700 to 600 feet on the north-east, and from 600 to 340 feet on the south-west, there being a gradual fall from the north to the south on both sides.

The district is crossed somewhat south of its centre by the River Trent, and there is a gradual fall along the valley of the Trent from the north-east to the south-west from 400 to 340 feet. The northern portion of the district is drained by the Fowlea and Lyme Brooks, which run along the south-west boundary, receiving on their course smaller streams from the north-east. At the northern limit of Stoke the Fowlea Brook runs across the district to join the River Trent, and the Lyme Brook joins the Trent at the south end of Stoke below Hanford Bridge. The southern portion of the district is drained by the Chitlings Brook and the Longton Brook.

For the most part the district has a south-westerly aspect, only those portions of Hanley and Stoke lying immediately north of the Trent Valley having a south-east aspect.



The Penkhull hill is capped by sandstone—red above and grey underlying it. In all other parts the subsoil consists of red and mottled marls, with some limestone and grey marls and shales with coal and ironstone. The clay ranges from very stiff and damp to loose and gravelly. Along the rivers and streams gravel and sand are found, and water at a depth of a few feet.

The County Borough is divided into 26 Wards.

### **Principal Industries of the District.**

The principal industries are china and earthenware manufacture, coal mining, iron works, brick and tile making, and railway works.

### **Principal Occupations of the Population at the Census of 1911.**

|                                      |     |     |     |     |        |
|--------------------------------------|-----|-----|-----|-----|--------|
| Pottery Workers                      | ... | ... | ... | ... | 47,921 |
| Miners                               | ... | ... | ... | ... | 14,088 |
| Engineers and Iron Workers           | ... | ... | ... | ... | 4,958  |
| Builders and Workers of Construction | ... | ... | ... | ... | 5,114  |
| Domestic Servants                    | ... | ... | ... | ... | 3,609  |
| Laundry and Charwomen                | ... | ... | ... | ... | 754    |
| Milliners, Dressmakers, &c.          | ... | ... | ... | ... | 2,453  |
| Carriers, &c.                        | ... | ... | ... | ... | 2,241  |

### **Population.**

In calculating the population of a district it is assumed that the yearly increase has continued to be uniform and at the same rate as in the preceding intercensal period. On this assumption the estimated population of the County Borough at the middle of 1914 was 241,430, the population of the districts being: Burslem, 42,225; Fenton, 26,326; Hanley, 67,200; Longton, 37,860; Stoke, 37,642; Tunstall, 28,031.

The Registrar General has this year adopted a new method of estimating the population of a district by taking into consideration the natural increase of the population and the changes due to migration. By this method the population of the County Borough to the middle of 1914 is estimated to be 239,515. The various rates given in this report are, however, based on the previous estimate of 241,430.

The Census of 1911 showed that the population of the County Borough was 234,534, so that the rate of increase of the previous intercensal period was not maintained.



The populations at the Census periods and the estimated population at the middle of 1914 were as follows:—

| CENSUS     | 1891    | 1901    | 1911    | Increase<br>1911<br>over 1901 | Estimated<br>to middle<br>of 1914 |
|------------|---------|---------|---------|-------------------------------|-----------------------------------|
| BURSLEM... | 31,999  | 38,766  | 41,566  | 2,800                         | 42,518                            |
| FENTON ... | 16,993  | 22,738  | 25,626  | 2,888                         | 26,641                            |
| HANLEY ... | 54,968  | 62,226  | 66,255  | 4,029                         | 67,622                            |
| LONGTON .. | 34,327  | 35,815  | 37,479  | 1,664                         | 38,030                            |
| STOKE ...  | 24,027  | 30,458  | 36,218  | 5,760                         | 38,298                            |
| TUNSTALL   | 21,663  | 24,709  | 27,390  | 2,681                         | 28,319                            |
| TOTALS ... | 183,977 | 214,712 | 234,534 | 19,822*                       | 241,430                           |

The estimated increase in the population in 1914 as compared to 1913 is 2,146.

The increase of population in 1901 over 1891 was 15 per cent., and in 1911 over 1901, 9 per cent.

\*The natural increase in population, *i.e.*, the excess of births over deaths in the ten years 1901—1911 was 34,102, so that there was a loss of 14,280 by emigration.

The district is a long one, and the population is grouped in centres corresponding to the towns which were federated, so that there are six or seven districts at intervals from north to south where the population is chiefly concentrated. The large portion of the Borough still unoccupied by buildings is constituted of various areas of pasture land and open spaces, alternating with the centres of population.

The distribution of the population over the whole area at the time of the 1901 Census averaged 19·5 persons per acre, and during the year 1911, 21·0 persons per acre, and in 1914, 21·6 persons per acre.

During the year 1914, 90 new dwelling houses were built in the County Borough. In 1913 the number was 173, in 1912 the number was 158, in 1911 the number was 190, and in 1910 the number was 322. This information is useful as a guide to the growth or otherwise of the district. The figures show a large decline in number of dwelling houses built last year.

The County Borough of Stoke-on-Trent is now the 13th of the towns of England and Wales arranged according to the number of population.

## Inhabited Houses.

At the time of the Census of 1901 there were in the County Borough 41,028 inhabited houses, and at the Census of 1911 there were 46,906 inhabited houses. The proportion of population to houses was at the Census of 1901, 5·2 persons per house, and in 1911, 5·0 persons per house. On the average about 600 houses are probably newly inhabited each year. The building operations in the area are not by any means sufficiently active to insure adequate housing accommodation.

## Rateable Value.

The rateable value of the Borough for the purposes of the Poor and Borough Rates in 1914 was—

£859,784.

The assessable value to the General District Rate—

£835,491.

The rateable value of the County Borough is comparatively low.

The total rates levied in the Borough for all purposes during the year 1914 were—

|           |     |     |       |          |
|-----------|-----|-----|-------|----------|
| Burslem   | ... | ... | 10/4½ | in the £ |
| Fenton    | ... | ... | 8/6   | "        |
| Hanley    | ... | ... | 11/-  | "        |
| Longton   | ..  | ... | 10/6½ | "        |
| Stoke ... | ... | ... | 9/11  | "        |
| Tunstall  | ... | ... | 9/6   | "        |

## Births.

There were 7,640 births registered in the County Borough of Stoke-on-Trent in 1914, giving a birth rate of 31·6 per 1,000.

The rate for the 97 great towns of England and Wales was 25·0 per 1,000.

There were only four towns with higher birth rates for the year, viz.:—Sunderland and Middlesborough with 32·3, St. Helens and Rhondda with 33·2.

There is a steady decline to be noticed in the birth rate in the County Borough, in 1906 it was 35·2, 1907—33·5, 1908—34·5, 1909—33·1, 1910—33·5, 1911—31·3, 1912—31·2, 1913—31·9, 1914—31·6.

This steady fall in the birth rate is in keeping with what is noticed in almost all parts of the civilised world.

In 1876 the birth rate in this country attained the highest point on record, viz.:—36·3 per 1,000 living. Since that date the rate has with few exceptions fallen year by year.

The ratio of births of males to births of females during the year was 1,018 to 1,000.



Of the 7,640 children born, 3,855 were males, and 3,785 were females. The number of births and the birth rates for the various areas were as follows:—

|           |     |        |            |      |           |
|-----------|-----|--------|------------|------|-----------|
| Burslem   | ... | 1,440, | birth rate | 35·8 | per 1,000 |
| Fenton    | ... | 870    | "          | 32·6 | "         |
| Hanley    | ... | 2,182  | "          | 32·2 | "         |
| Longton   | ... | 1,231  | "          | 32·4 | "         |
| Stoke ... | ... | 990    | "          | 25·8 | "         |
| Tunstall  | ... | 927    | "          | 32·7 | "         |

The birth rate is highest in Burslem and lowest in Stoke.

The natural increase of population, that is, excess of births over deaths, was 3,400. The previous year it was 3,052, a difference of between 300 and 400 lives. This is accounted for by the fact that the death rate for the year was 17·4 compared to 18·7 last year, a gain of 1·4 lives to every thousand of the population.

Staffordshire is placed by the Registrar-General among counties with high fertility rates. In the County Borough of Stoke-on-Trent the average rate for 1910-14 is 31·8.

### Illegitimate Births.

Of the total births 318 or 4·1 per cent. were illegitimate. The rate for 1913 was 4·8. The percentage of illegitimate births in England and Wales is 4·22 for the five years 1909-13, and has gradually fallen from 4·75 in 1876-1880 to 4·22 in 1909-1913.

### Still Births.

The Superintendents of the Cemeteries report that the bodies of 387 still-born children were buried during the year:—

|                 |     |     |     |     |
|-----------------|-----|-----|-----|-----|
| Burslem         | ... | ... | ... | 106 |
| Fenton          | ... | ... | ... | 40  |
| Hanley          | ... | ... | ... | 86  |
| Longton         | ... | ... | ... | 51  |
| Stoke           | ... | ... | ... | 52  |
| Tunstall        | ... | ... | ... | 52  |
| Stoke Workhouse | ... | ... | ... | 0   |

---

387

Under the Notification of Births Act, which was brought into force in the County Borough under the Federation Act, all still births must be notified to the Medical Officer of Health, but it appears that only 366 were notified during the year, under the Act, and of these 233 were attended by midwives, 131 by medical men, and 2 occurred at institutions.



It is our duty to see that all still births are notified, as the proportion of the total births is some indication of the health of the women in the area, as well of the efficiency of attendance at child birth.

A list of the still births buried at the Cemeteries are now obtained weekly from the Registrars at the Cemeteries for comparison with the notifications under the Notification of Births Act. This return has proved useful.

Taking the number of still births that occurred in 1914 as 366 it is equal to nearly 5 per cent. of the total births.

In 1913, 356 still births were notified, practically the same as for 1914, viz.: 5 per cent. There are no figures available for reliable comparisons with other towns.

**TABLE I.**  
**Being Table I. of the Local Government Board.**  
**Vital Statistics of Whole District during 1914 and previous years.**

| Year  | Population estimated to middle of each year | BIRTHS              |        |   | Total Deaths registered in the district |      | Transferable Deaths                         |   | Nett Deaths belonging to the district |                            |             |      |
|---|---|---------------------|--------|---|---|------|---|---|---------------------------------------|----------------------------|-------------|------|
|   |   | Un-corrected Number | Nett   |   | Number                                  | Rate | of Non-residents registered in the District | of Residents registered in the District | Under 1 year of age                   |                            | At all ages |      |
|   |   |                     | Number | Rate                                    |   |      |   |   | Number                                | Rate per 1,000 Nett Births |             |      |
|   |   |                     |        |   |   |      |   |   |                                       |                            |             |      |
| 1909  | 230,953                                     | 7,659               | 7,659  | 33.1                                    | 4,541                                   | 19.7 | 457   | 416                                     | 1,252                                 | 163                        | 4,500       | 19.4 |
| 1910  | 233,057                                     | 7,580               | 7,580  | 32.5                                    | 4,010                                   | 17.2 | 447   | 404                                     | 1,125                                 | 149                        | 3,969       | 17.1 |
| 1911  | 235,069                                     | 7,374               | 7,367  | 31.3                                    | 4,637                                   | 19.7 | 112   | 161                                     | 1,495                                 | 203                        | 4,686       | 19.6 |
| 1912  | 237,159                                     | 7,403               | 7,399  | 31.2                                    | 3,747                                   | 15.7 | 135   | 170                                     | 947                                   | 128                        | 3,782       | 15.9 |
| 1913  | 239,284                                     | 7,655               | 7,643  | 31.9                                    | 4,531                                   | 18.5 | 160   | 190                                     | 1,295                                 | 169                        | 4,561       | 18.7 |
| 1914  | 241,430                                     | 7,647               | 7,640  | 31.6                                    | 4,213                                   | 17.4 | 162   | 189                                     | 1,101                                 | 144                        | 4,240       | 17.5 |
| Area of District in acres (land and inland water) |   | 11,154.             |        | Total population at all ages—234,534    |   |      |   |   |                                       |                            |             |      |
|   |   |                     |        | Number of inhabited houses—46,906       |   |      |   |   |                                       |                            |             |      |
|   |   |                     |        | Average number of persons per house—5.0 |   |      |   |   |                                       |                            |             |      |
|   |   |                     |        | At Census 1911 (of. Census Vol. V.)     |   |      |   |   |                                       |                            |             |      |



**TABLE II.**

Showing the Birth Rate, Death Rate, and Infantile Mortality Rate for the past fifteen years.

|      | Birth Rate | Death Rate | Infantile Mortality Rate |
|------|------------|------------|--------------------------|
| 1900 | 39.1       | 25.3       | 207                      |
| 1901 | 35.1       | 20.9       | 208                      |
| 1902 | 36.6       | 19.6       | 173                      |
| 1903 | 34.6       | 18.2       | 179                      |
| 1904 | 35.9       | 19.8       | 195                      |
| 1905 | 33.6       | 19.8       | 191                      |
| 1906 | 33.9       | 18.4       | 175                      |
| 1907 | 33.5       | 19.0       | 162                      |
| 1908 | 34.5       | 18.5       | 171                      |
| 1909 | 33.1       | 19.4       | 163                      |
| 1910 | 32.5       | 17.1       | 149                      |
| 1911 | 31.3       | 19.6       | 203                      |
| 1912 | 31.2       | 15.9       | 128                      |
| 1913 | 31.9       | 18.7       | 169                      |
| 1914 | 31.6       | 17.4       | 144                      |

This Table shows on the whole the steady fall in the birth rate and death rate and infantile mortality. The two years, 1911 and 1912, are exceptional in relation to the death rate and infantile mortality. The death rate and infantile mortality for 1912 being very low, and the infantile mortality for 1911 very high. That for the present year is the lowest recorded with the exception of 1912.

The following Table shows the average Birth Rate, Death Rate and Infantile Mortality Rate in the Six Districts for the last ten years, compared with the proportion of Married Women Working and the proportion of Servants in each District according to the Census of 1901:—

|              | Birth Rate | Death Rate | Infantile Mortality Rate | Proportion of Married Women Working Census 1901 | Proportion of Servants Census 1901 |
|--------------|------------|------------|--------------------------|---|------------------------------------|
| BURSLEM ...  | 31.2       | 19.0       | 181                      | 22.1  | 7.8                                |
| FENTON ...   | 34.0       | 17.2       | 163                      | 20.9  | 6.7                                |
| HANLEY ...   | 32.9       | 19.0       | 156                      | 18.1  | 7.4                                |
| LONGTON ...  | 34.0       | 19.9       | 177                      | 30.5  | 8.0                                |
| STOKE ...    | 27.9       | 14.0       | 142                      | 15.4  | 13.2                               |
| TUNSTALL ... | 34.0       | 19.7       | 189                      | 17.5  | 8.0                                |

## Area, Population, &c.

|                |   |  |         |
|----------------|---|--|---------|
| Census<br>1911 | { | Area of district in acres ... ..       | 11,154  |
|                |   | Total population at all ages ... ..    | 234,534 |
|                |   | Number of inhabited houses .. ...      | 46,331  |
|                |   | Average number of persons per house... | 5'0     |

## Hospitals, &c.

Institutions within the district receiving sick and infirm persons from outside the district:—

North Stafford Infirmary.  
Stoke Union Workhouse.  
Burslem and Wolstanton Union Workhouse.  
Haywood Hospital.  
Stanfield Sanatorium for Tuberculosis.  
Longton Cottage Hospital.

Institutions outside the district receiving sick and infirm persons from the district:—

Stoke and Stoke Rural Joint Hospital, Bucknall.  
North Stafford Joint Small-pox Hospital, Bagnall.  
County Lunatic Asylum, Cheddleton.

## Deaths.

The number of deaths registered in the County Borough during the year 1914 was 4,213. This gives a death rate of 17'4 per 1,000 of the population. Of the total deaths 680 occurred in public institutions in the district. If the deaths of non-residents which occurred in the district be excluded, the deaths of residents which occurred beyond the district be included, the nett deaths belonging to the district is 4,240 (2,178 males and 2,062 females), and the death rate 17'5 per 1,000.

The death rate for the 97 great towns of England and Wales was 14'7 per 1,000.

This year there were four towns with a higher death rate than Stoke-on-Trent, viz.: Oldham 17'6, Gateshead 18'0, Middlesbrough 18'9, and Liverpool 19'3. The figure 17'5 is the crude death rate for the County Borough, and 14'7 is the crude rate for the 96 large towns. The Registrar General draws attention to the fact that if the population of Stoke-on-Trent was constituted in relation to age and sex like most of England and Wales in 1901, the figure 17'5 must be multiplied by 1'0664 to arrive at the corrected death rate, viz.: 18'6 compared to 15'0 the corrected death rate for the 97 large towns.

The death rate of 17'5 per 1,000 for 1914 was 1'2 per 1,000 lower than that of 1913.

If the death rate in Stoke-on-Trent had been no higher than the rate for England and Wales it would have meant 750 fewer deaths in the Borough.



## Statistics of Stoke-on-Trent and several large towns for 1914.

|                   |        | Birth<br>Rate | Death<br>Rate | Infant Deaths<br>per 1,000<br>Births |
|-------------------|--------|---------------|---------------|--------------------------------------|
| LIVERPOOL         | ...    | 30·1          | 19·3          | 139                                  |
| SHEFFIELD         | ...    | 27·2          | 16·2          | 132                                  |
| LEEDS             | ... .. | 23·4          | 14·8          | 124                                  |
| WEST HAM          | ... .. | 30·1          | 14·7          | 106                                  |
| BRADFORD          | ... .. | 19·6          | 15·5          | 123                                  |
| HULL              | ... .. | 27·2          | 15·1          | 121                                  |
| NEWCASTLE-ON-TYNE |        | 27·7          | 16·9          | 136                                  |
| NOTTINGHAM        | ...    | 23·2          | 15·1          | 145                                  |
| PORTSMOUTH        | ...    | 23·2          | 12·4          | 85                                   |
| SALFORD           | ... .. | 26·5          | 16·4          | 125                                  |
| LEICESTER         | ... .. | 21·8          | 13·8          | 120                                  |
| EDINBURGH         | ...    | 19·7          | 15·4          | 110                                  |
| GLASGOW           | ... .. | 27·9          | 16·6          | 132                                  |
| BIRMINGHAM        | ... .. | 26·8          | 14·8          | 122                                  |
| STOKE-ON-TRENT    | ...    | 31·7          | 17·4          | 144                                  |

The death rate for England and Wales was 0·2 higher in 1914 than 1913.

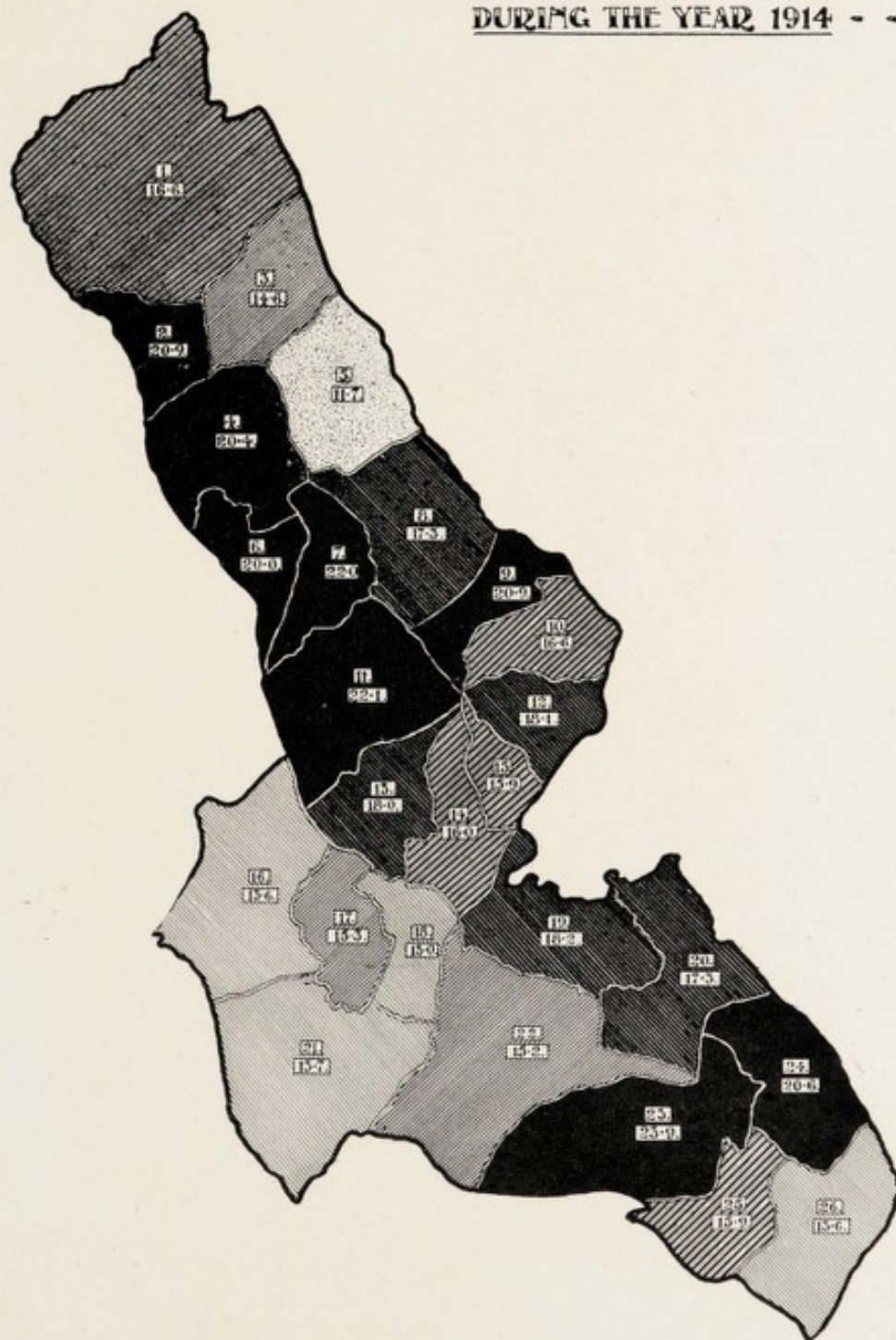
It is interesting to note that the birth rate is lowest in the Stoke-upon-Trent District and highest in the Burslem District, while the death rate is lowest in Stoke-upon-Trent, and next lowest in Fenton and highest in Longton.

The number of deaths, and the death rates, in each of the six districts of the County Borough were as follows:—

|          |        | No. of Deaths. |     | Death Rate. |
|----------|--------|----------------|-----|-------------|
| Burslem  | ... .. | 788            | ... | 18·5        |
| Fenton   | ... .. | 450            | ... | 16·9        |
| Hanley   | ... .. | 1,252          | ... | 18·5        |
| Longton  | ... .. | 708            | ... | 18·6        |
| Stoke    | ... .. | 541            | ... | 14·1        |
| Tunstall | ... .. | 501            | ... | 17·7        |

# COUNTY BOROUGH OF STOKE-ON-TRENT.

DEATH RATES IN THE VARIOUS  
WARDS OF THE BOROUGH - - -  
DURING THE YEAR 1914 - - - -







**Principal Causes of Death.**

|  | 1914.       | 1913. |
|--|-------------|-------|
| Phthisis and other Tubercular Diseases                             | 420 ...     | 433   |
| Congenital Debility and Malformation,<br>including Premature Birth | ... 398 ..  | 458   |
| Bronchitis   | ... 391 ... | 483   |
| Pneumonia  | ... 386 ... | 354   |
| Organic Heart Disease  | ... 290 ..  | 296   |
| Cancer   | ... 206 ... | 180   |
| Violence   | ... 126 ... | 130   |
| Diarrhoea and Enteritis  | ... 368 ... | 319   |
| Nephritis and Bright's Disease                                     | ... 100 ... | 110   |

**Deaths from Principal Zymotic Diseases.**

|                         |             |     |
|-------------------------|-------------|-----|
| Small-pox               | ... — ...   | —   |
| Enteric Fever           | ... 18 ...  | 23  |
| Diphtheria              | ... 79 ...  | 95  |
| Scarlet Fever           | ... 1 ...   | 4   |
| Whooping Cough          | ... 83 ...  | 119 |
| Measles                 | ... 87 ...  | 229 |
| Diarrhoea and Enteritis | ... 368 ... | 319 |

The death rate from the seven principal Zymotic Diseases was 2·63 per 1,000 of the population compared with 1·3 in the 97 great towns of England and Wales, and compared to 3·26 per 1,000 for the County Borough in 1913. The Diarrhoea death rate accounted for 1·52 per 1,000 compared to 1·33 in 1913.

Of the 4,240 deaths in the County Borough, 70 or 1·8 per cent. were not certified either by a registered medical practitioner or by a coroner. In the 97 large towns the percentage of uncertified deaths was only 0·8.

The highest proportion of uncertified deaths occurred during 1914, in Tynemouth and Carlisle 3·2, Warrington, Blackpool and South Shields 3·3, Birmingham 3·4, St. Helens 3·5, Southend-on-Sea 4·1, Darlington 4·5, Bootle 4·6, and Gateshead 5·0.



TABLE 3.

Causes of, and Ages at death during the year 1914.

| Causes of Death  |                | Nett Deaths at the subjoined ages of<br>'Residents' whether occurring within<br>or without the district. |                 |                  |                  |                   |                    |                    |                    |                   |         |        |        |         |       |          | Total deaths<br>whether of<br>'Residents'<br>or 'Non-<br>Residents'<br>in Institu-<br>tions in the<br>district |
|--|----------------|--|-----------------|------------------|------------------|-------------------|--------------------|--------------------|--------------------|-------------------|---------|--------|--------|---------|-------|----------|--|
|  |                | All<br>ages  | Under<br>1 year | 1 and<br>under 2 | 2 and<br>under 5 | 5 and<br>under 15 | 15 and<br>under 25 | 25 and<br>under 45 | 45 and<br>under 65 | 65 and<br>upwards | Burslem | Fenton | Hanley | Longton | Stoke | Tunstall |  |
| All causes   | Certified ..   | 4168   | 1066            | 319              | 266              | 173               | 120                | 548                | 898                | 778               | 770     | 440    | 1241   | 700     | 528   | 489      | 679  |
|  | Uncertified .. | 72   | 35              | 2                | 1                | 1                 | 3                  | 7                  | 12                 | 11                | 18      | 10     | 11     | 9       | 13    | 11       | 1  |
| Enteric Fever ..   |                | 18   | ..              | ..               | 1                | 4                 | 2                  | 6                  | 4                  | 1                 | 3       | ..     | 5      | 3       | 4     | 3        | 4  |
| Small-pox ..   |                | ..   | ..              | ..               | ..               | ..                | ..                 | ..                 | ..                 | ..                | ..      | ..     | ..     | ..      | ..    | ..       | ..   |
| Measles ..   |                | 87   | 22              | 31               | 29               | 5                 | ..                 | ..                 | ..                 | ..                | 5       | 11     | 25     | 13      | 29    | 4        | ..   |
| Scarlet Fever ..   |                | 1  | ..              | ..               | ..               | 1                 | ..                 | ..                 | ..                 | ..                | ..      | ..     | ..     | ..      | ..    | 1        | 1  |
| Whooping Cough ..  |                | 83   | 39              | 21               | 20               | 3                 | ..                 | ..                 | ..                 | ..                | 20      | 2      | 31     | 9       | 16    | 5        | 3  |
| Diphtheria and Croup ..  |                | 79   | 3               | 7                | 33               | 32                | 2                  | 1                  | 1                  | ..                | 7       | 15     | 21     | 9       | 8     | 19       | 1  |
| Influenza ..   |                | 34   | ..              | ..               | 2                | 1                 | 1                  | 6                  | 12                 | 12                | 5       | 2      | 9      | 7       | 10    | 1        | 5  |
| Erysipelas ..  |                | 2  | ..              | ..               | ..               | ..                | ..                 | 1                  | ..                 | 1                 | ..      | ..     | ..     | 2       | ..    | ..       | ..   |
| Phthisis (Pulmonary<br>Tuberculosis) ..                                    |                | 308  | 1               | 2                | 6                | 15                | 47                 | 146                | 87                 | 4                 | 65      | 27     | 95     | 57      | 28    | 35       | 74   |
| Tuberculous Meningitis ..  |                | 30   | 8               | 6                | 5                | 10                | 1                  | ..                 | ..                 | ..                | 4       | 5      | 10     | 5       | 6     | ..       | 8  |
| Other Tuberculous Diseases ..  |                | 82   | 24              | 17               | 11               | 16                | 4                  | 4                  | 3                  | 3                 | 12      | 4      | 32     | 15      | 5     | 14       | 15   |
| Cancer, malignant disease ..   |                | 206  | ..              | ..               | ..               | 2                 | ..                 | 24                 | 115                | 65                | 32      | 34     | 62     | 28      | 32    | 18       | 52   |
| Rheumatic Fever ..   |                | 8  | ..              | 1                | ..               | ..                | 1                  | 3                  | 2                  | 1                 | 2       | 1      | 4      | 1       | ..    | ..       | 2  |
| Meningitis ..  |                | 60   | 17              | 16               | 12               | 9                 | 2                  | 3                  | 1                  | ..                | 13      | 5      | 19     | 6       | 8     | 9        | 1  |
| Organic Heart Disease ..   |                | 290  | ..              | ..               | 1                | 6                 | 4                  | 51                 | 133                | 95                | 51      | 24     | 78     | 47      | 52    | 38       | 36   |
| Bronchitis ..  |                | 391  | 69              | 32               | 17               | 1                 | ..                 | 28                 | 113                | 131               | 55      | 34     | 97     | 83      | 53    | 69       | 46   |
| Pneumonia (all forms) ..   |                | 386  | 100             | 67               | 65               | 20                | 3                  | 43                 | 58                 | 30                | 71      | 42     | 149    | 56      | 45    | 23       | 43   |
| Other diseases of the<br>Respiratory Organs ..                             |                | 87   | 3               | 4                | 8                | 2                 | 5                  | 15                 | 26                 | 24                | 16      | 13     | 28     | 14      | 4     | 12       | 10   |
| Diarrhoea and Enteritis ..   |                | 368  | 265             | 62               | 17               | 2                 | ..                 | 7                  | 8                  | 7                 | 78      | 34     | 108    | 88      | 31    | 29       | 9  |
| Appendicitis and Typhlitis ..  |                | 10   | ..              | ..               | ..               | 3                 | 3                  | 2                  | 2                  | ..                | 2       | 1      | 2      | 4       | 1     | ..       | 10   |
| Cirrhosis of Liver ..  |                | 33   | ..              | ..               | ..               | ..                | ..                 | 8                  | 17                 | 8                 | 6       | 3      | 16     | 3       | 3     | 2        | 3  |
| Alcoholism ..  |                | 10   | ..              | ..               | ..               | ..                | ..                 | 3                  | 5                  | 2                 | 2       | ..     | 6      | ..      | ..    | 2        | 1  |
| Nephritis & Bright's Disease ..  |                | 100  | 2               | 4                | 3                | 4                 | 8                  | 22                 | 43                 | 14                | 13      | 7      | 37     | 25      | 12    | 6        | 17   |
| Puerperal Fever ..   |                | 9  | ..              | ..               | ..               | ..                | 1                  | 8                  | ..                 | ..                | 5       | ..     | ..     | 2       | 2     | ..       | 2  |
| Other accidents & diseases<br>of Pregnancy & Parturition ..                |                | 29   | ..              | ..               | ..               | ..                | 2                  | 26                 | 1                  | ..                | 8       | 5      | 5      | 5       | 5     | 1        | 3  |
| Congenital Debility & Mal-<br>formation, including Pre-<br>mature Birth .. |                | 398  | 387             | 4                | 4                | 2                 | ..                 | 1                  | ..                 | ..                | 109     | 56     | 112    | 35      | 40    | 46       | 17   |
| Violent Deaths, excluding<br>Suicide ..                                    |                | 124  | 11              | 2                | 16               | 16                | 10                 | 30                 | 27                 | 12                | 25      | 16     | 22     | 19      | 20    | 22       | 72   |
| Suicide ..   |                | 25   | ..              | ..               | ..               | ..                | 2                  | 5                  | 15                 | 3                 | 4       | 5      | 6      | 5       | 3     | 2        | 2  |
| Other Defined Diseases ..  |                | 943  | 150             | 33               | 13               | 20                | 23                 | 110                | 226                | 368               | 165     | 98     | 266    | 164     | 120   | 130      | 242  |
| Diseases ill-defined or<br>unknown ..                                      |                | 39   | ..              | 12               | 4                | ..                | 2                  | 2                  | 11                 | 8                 | 9       | 6      | 7      | 4       | 4     | 9        | 1  |
| Totals ..  |                | 4240   | 1101            | 321              | 267              | 174               | 123                | 555                | 910                | 789               | 788     | 450    | 1252   | 709     | 541   | 500      | 680  |
| Sub-Entries included in<br>above figures :—                                |                |  |                 |                  |                  |                   |                    |                    |                    |                   |         |        |        |         |       |          |  |
| Cerebro-spinal Meningitis ..   |                | 2  | ..              | ..               | ..               | 2                 | ..                 | ..                 | ..                 | ..                | ..      | ..     | 1      | 1       | ..    | ..       | ..   |
| Poliomyelitis ..   |                | 2  | 2               | ..               | ..               | ..                | ..                 | ..                 | ..                 | ..                | 2       | ..     | ..     | ..      | ..    | ..       | ..   |

The following table shows the death rate from the principal Zymotic Diseases compared with the death rates of the 97 great towns:—

|                |     |     | Stoke-on-Trent<br>1914 |     | 97 Great Towns<br>1914 |
|----------------|-----|-----|------------------------|-----|------------------------|
| Diarrhoea      | ... | ... | 1.52                   | ... | 0.64                   |
| Measles        | ... | ... | 0.36                   | ... | 0.35                   |
| Diphtheria     | ... | ... | 0.31                   | ... | 0.16                   |
| Scarlet Fever  | ... | ... | 0.001                  | ... | 0.09                   |
| Whooping Cough | ... | ... | 0.34                   | ... | 0.25                   |
| Enteric Fever  | ... | ... | 0.07                   | ... | 0.04                   |

### Notification of Infectious Diseases.

The Infectious Diseases (Prevention) Act, 1890, and The Public Health Acts Amendment Acts, 1890 and 1907, are in force in the County Borough.

The Diseases which are notifiable in the County Borough are those scheduled in the Infectious Diseases (Notification) Act, 1889, together with Plague (added by an Order of the Local Government Board) and Ophthalmia Neonatorum, or inflammation of the eyes of newly-born children. The notification of Phthisis in Poor Law Institutions and in Poor Law Medical Officer's practice is enforced by the Local Government Board's Order which came into operation on January 1st, 1909. Notification of Phthisis in Hospitals came into operation in May, 1911, and the notification of cases of Phthisis occurring in general practice in January, 1912, under the orders of the Local Government Board. A further order requiring Notification of other forms of Tuberculosis came into operation in February, 1913, so that every form of Tuberculosis in man is now compulsorily notifiable. Cerebro Spinal Meningitis and Acute Poliomyelitis were made notifiable in May, 1912.

The following Table shows the cases notified in the whole district, the number in each locality, and the numbers of cases removed to hospitals from each locality:—



TABLE 4.

Being Table II. of the Local Government Board.

Cases of Infectious Disease notified during the Year 1914.

| Notifiable Disease                      | Number of Cases Notified |               |        |         |          |          |          | Total Cases notified in each Locality of the District |        |        |         |       |          | Total Cases removed to Hospital |                |
|---|--------------------------|---------------|--------|---------|----------|----------|----------|---|--------|--------|---------|-------|----------|---------------------------------|----------------|
|   | At all Ages              | At Ages—Years |        |         |          |          |          | Burslem   | Fenton | Hanley | Longton | Stoke | Tunstall |                                 |                |
|   |                          | Under 1       | 1 to 5 | 5 to 15 | 15 to 25 | 25 to 45 | 45 to 65 |   |        |        |         |       |          |                                 | 65 and upwards |
| Small-pox                               | —                        | —             | —      | —       | —        | —        | —        | —   | —      | —      | —       | —     | —        | —                               | —              |
| Cholera                                 | —                        | —             | —      | —       | —        | —        | —        | —   | —      | —      | —       | —     | —        | —                               | —              |
| Diphtheria (including Membranous Group) | 528                      | 9             | 137    | 273     | 68       | 36       | 5        | —   | 62     | 178    | 69      | 108   | 80       | 423                             | 2              |
| Erysipelas                              | 154                      | 4             | 3      | 3       | 9        | 53       | 69       | 13  | 12     | 34     | 26      | 27    | 30       | 1                               | 2              |
| Scarlet Fever                           | 223                      | 8             | 58     | 135     | 15       | 5        | 2        | —   | 27     | 56     | 19      | 33    | 24       | 179                             | 2              |
| Typhus Fever                            | —                        | —             | —      | —       | —        | —        | —        | —   | —      | —      | —       | —     | —        | —                               | —              |
| Enteric Fever                           | 86                       | —             | 3      | 32      | 15       | 25       | 9        | 2   | 1      | 25     | 13      | 20    | 10       | 65                              | —              |
| Relapsing Fever                         | —                        | —             | —      | —       | —        | —        | —        | —   | —      | —      | —       | —     | —        | —                               | —              |
| Continued Fever                         | 1                        | —             | —      | 1       | —        | —        | —        | —   | —      | 1      | —       | —     | —        | 1                               | —              |
| Puerperal Fever                         | 27                       | —             | —      | —       | 8        | 19       | —        | —   | 1      | 6      | 2       | 7     | 1        | —                               | —              |
| Cerebro-spinal Meningitis               | 3                        | —             | 1      | 2       | —        | —        | —        | —   | —      | 2      | 1       | —     | —        | 2                               | —              |
| Poliomyelitis                           | 8                        | 5             | 3      | —       | —        | —        | —        | —   | —      | —      | —       | —     | —        | —                               | —              |
| Ophthalmia Neonatorum                   | 271                      | 271           | 29     | 166     | 146      | 298      | 128      | 7   | 26     | 97     | 50      | 27    | 19       | —                               | —              |
| Pulmonary Tuberculosis                  | 775                      | 1             | 29     | 89      | 32       | 21       | 14       | 5   | 95     | 275    | 98      | 122   | 60       | —                               | —              |
| Other forms of Tuberculosis             | 201                      | 6             | 34     | 89      | 32       | 21       | 14       | 5   | 20     | 70     | 20      | 37    | 9        | —                               | —              |
| TOTALS                                  | 2277                     | 304           | 268    | 701     | 293      | 457      | 227      | 27  | 877    | 744    | 298     | 381   | 233      | 671                             | 2              |

Isolation Hospital—Name and Situation

(Stoke and Stoke Rural Joint Hospital, Bucknall  
Stanfield Hospital, Burslem  
North Stafford Joint Small-pox Hospital

Number of Diseases that can be concurrently treated, 3

1  
1  
1

Isolation Hospital—Name and Situation { Stoke and Stoke Rural Joint Hospital, Bucknall ... Total available Beds, 153 ... Number of Diseases that can be concurrently treated, 3  
Stanfield Hospital, Burslem ... 55 ...  
North Stafford Joint Small-pox Hospital ... 54 ...

## Scarlet Fever.

|                                      |     |     |     |      |
|--------------------------------------|-----|-----|-----|------|
| Number of cases notified             | ... | ... | ... | 223  |
| Number of deaths                     | ... | ... | ... | 1    |
| Case fatality per cent.              | ... | ... | ... | 0·4  |
| Number of cases removed to hospitals | ... | ... | ... | 179  |
| Percentage of cases removed          | ... | ... | ... | 80·0 |

The attack rate for the County Borough during the year was 0·92 per 1,000 the population

It will be seen from the following Table that the disease was very much less prevalent during the year than in the previous six years:—

| Districts | Burslem |        | Fenton |        | Hanley |        | Longton |        | Stoke |        | Tunstall |        | County Borough |        |
|-----------|---------|--------|--------|--------|--------|--------|---------|--------|-------|--------|----------|--------|----------------|--------|
| Year      | Cases   | Deaths | Cases  | Deaths | Cases  | Deaths | Cases   | Deaths | Cases | Deaths | Cases    | Deaths | Cases          | Deaths |
| 1908..    | 145     | 2      | 94     | 1      | 110    | 1      | 101     | 3      | 42    | —      | 71       | 1      | 563            | 8      |
| 1909..    | 119     | 4      | 179    | 6      | 253    | 4      | 404     | 14     | 131   | 3      | 78       | 2      | 1164           | 33     |
| 1910..    | 430     | 15     | 189    | 8      | 419    | 15     | 283     | 9      | 324   | 9      | 360      | 10     | 2005           | 66     |
| 1911..    | 341     | 13     | 259    | 9      | 325    | 15     | 177     | 8      | 253   | 7      | 332      | 11     | 1687           | 63     |
| 1912..    | 143     | 5      | 90     | 4      | 91     | 9      | 173     | 6      | 113   | 4      | 86       | 1      | 696            | 29     |
| 1913..    | 70      | 2      | 32     | —      | 42     | 1      | 52      | —      | 29    | 1      | 41       | —      | 266            | 4      |
| 1914..    | 64      | —      | 27     | —      | 56     | —      | 19      | —      | 33    | —      | 24       | 1      | 223            | 1      |

The attack rates per 1,000 of the population for the various districts were as follows:—Burslem 1·3, Fenton 1·0, Hanley 0·8, Longton 0·5, Stoke 0·8, Tunstall 0·8. Showing that the disease was most prevalent in Burslem and Fenton.

One hundred and seventy-nine cases were removed to the Hospitals during the year, the numbers from the districts being as follows:—

|          |     |     |     |     |    |
|----------|-----|-----|-----|-----|----|
| Burslem  | ... | ... | ... | ... | 55 |
| Fenton   | ... | ... | ... | ... | 19 |
| Hanley   | ... | ... | ... | ... | 46 |
| Longton  | ... | ... | ... | ... | 16 |
| Stoke    | ... | ... | ... | ... | 24 |
| Tunstall | ... | ... | ... | ... | 19 |

The percentage of removals to the Hospital was 80·0, and was higher than usual, as the disease was not very prevalent the accommodation in the Hospital was ample, and none were refused admission.



The death rates in the Districts during 1914 were:—

|                |     |     |       |           |                            |
|----------------|-----|-----|-------|-----------|----------------------------|
| Burslem        | ... | ... | 0'00  | per 1,000 | compared with 0'04 in 1913 |
| Fenton         | ..  | ... | 0'00  | "         | " 0'00 "                   |
| Hanley         | ... | ... | 0'00  | "         | " 0'01 "                   |
| Longton        | ..  | ... | 0'00  | "         | " 0'00 "                   |
| Stoke          | ... | ... | 0'00  | "         | " 0'02 "                   |
| Tunstall       | ... | ..  | 0'00  | "         | " 0'00 "                   |
| County Borough |     |     | 0'001 | "         | " 0'001 "                  |

The mortality rate for the disease in England and Wales was 0'08 per 1,000 of the population, and in the 97 great towns 0'09 per 1,000; so that it was much lower in the County Borough than in the great towns.

AGES.—One hundred and thirty-five cases occurred in children whose ages ranged from 5 to 15 years, and 58 occurred in children whose ages varied from 1 to 5 years. Only one death occurred during the whole of the year, being the case of a child between the ages of five and fifteen years.

This disease is usually mild in infants under one year, and is always most serious in children from 1 year to 7 years of age. It is therefore very important to protect these latter from sources of infection.

All cases are promptly visited on notification, and removal to Hospital urged where there are not means of isolating the patients. Disinfection is carried out promptly and thoroughly. The head teachers of the elementary schools are advised of the occurrence of Scarlet Fever among the scholars, or in the families of the scholars, and such scholars are excluded from school until the expiration of the time advised in the memorandum of the Local Government Board and the Board of Education. Every case is kept under supervision until disinfection is completed. It is understood that all information transmitted from this Department is promptly sent on to the School Medical Officer.

In cases where it is noticed that any unusual number of cases of infectious diseases is occurring among the children attending any particular school, a note is at once sent to the School Medical Officer drawing his attention to the fact. In any case where it is necessary the school is visited and contacts examined by the Medical Officer of Health.

Leaflets containing instructions for preventing the spread of the disease, and extracts from the Acts of Parliament relating to infectious diseases, are left at each infected house. Personal contacts is the chief means of spread of the disease.

The case fatality for the year was 0'4 per cent. compared with 1'5 in 1913.

In no case was the outbreak of the disease attributable to anything other than personal contact.

## Diphtheria.

|                                     |     |     |     |      |
|-------------------------------------|-----|-----|-----|------|
| Number of cases notified            | ... | ... | ... | 528  |
| Number of deaths                    | ... | ... | ... | 79   |
| Case fatality per cent.             | ... | ... | ... | 14'9 |
| Number of cases removed to hospital | ... | ... | ... | 423  |
| Percentage of cases removed         | ... | ... | ... | 80'1 |

The attack rate for the Borough was 2'18 per 1,000.

The disease was less prevalent during the year than in 1913. The fatality also was slightly less. Diphtheria seems now to be endemic in the area, previous to 1896 it was almost unknown, but in that year the disease became very prevalent in Longton and spread throughout the area in succeeding years, and has been constantly present since, at times being most prevalent in one district and at other times in others.

| Districts |      | Burslem |        | Fenton |        | Hanley |        | Longton |        | Stoke |        | Tunstall |        | County Borough |        |
|-----------|------|---------|--------|--------|--------|--------|--------|---------|--------|-------|--------|----------|--------|----------------|--------|
| Year      |      | Cases   | Deaths | Cases  | Deaths | Cases  | Deaths | Cases   | Deaths | Cases | Deaths | Cases    | Deaths | Cases          | Deaths |
| 1909      | .... | 162     | 20     | 35     | 7      | 271    | 31     | 54      | 5      | 61    | 2      | 93       | 14     | 676            | 79     |
| 1910      | .... | 167     | 25     | 30     | 3      | 219    | 25     | 47      | 7      | 77    | 5      | 97       | 18     | 637            | 83     |
| 1911      | .... | 172     | 25     | 50     | 10     | 192    | 16     | 124     | 18     | 187   | 17     | 94       | 4      | 819            | 90     |
| 1912      | .... | 59      | 6      | 43     | 6      | 128    | 14     | 91      | 15     | 153   | 14     | 40       | 5      | 514            | 60     |
| 1913      | .... | 51      | 9      | 102    | 15     | 93     | 9      | 191     | 39     | 121   | 8      | 76       | 15     | 634            | 95     |
| 1914      | .... | 31      | 7      | 62     | 15     | 178    | 21     | 69      | 9      | 108   | 8      | 80       | 19     | 528            | 79     |

The disease was most prevalent in Tunstall, the attack rate being 2'68 per 1,000 of the population, while in the other areas the rates were: Burslem 0'94, Fenton 2'25, Hanley 2'66, Stoke-upon-Trent 2'56, Longton 2'09.

Four hundred and twenty-three cases were removed to the Hospitals during the year, the numbers from the districts being as follows:—

|          |     |     |     |     |     |
|----------|-----|-----|-----|-----|-----|
| Burslem  | ... | ... | ... | ... | 23  |
| Fenton   | ... | ... | ... | ... | 55  |
| Hanley   | ... | ... | ... | ... | 150 |
| Longton  | ... | ... | ... | ... | 61  |
| Stoke    | ... | ... | ... | ... | 66  |
| Tunstall | ... | ... | ... | ... | 68  |

The death rates in the districts during 1913 were:—

|                |     |     |      |            |             |      |         |
|----------------|-----|-----|------|------------|-------------|------|---------|
| Burslem        | ... | ... | 0'16 | per 1,000, | compared to | 0'21 | in 1913 |
| Fenton         | ... | ... | 0'56 | "          | "           | 0'57 | "       |
| Hanley...      | ... | ... | 0'31 | "          | "           | 0'13 | "       |
| Longton        | ... | ... | 0'23 | "          | "           | 1'03 | "       |
| Stoke          | ... | ... | 0'21 | "          | "           | 0'21 | "       |
| Tunstall       | ... | ... | 0'68 | "          | "           | 0'68 | "       |
| County Borough | ... | ... | 0'32 | "          | "           | 0'39 | "       |



Personal contact has again seemed to play the chief part in the spread of the disease.

In three instances schools were closed on account of the prevalence of the disease among the scholars.

### **Methods adopted for preventing the spread of disease.**

All cases are promptly visited on notification, and removal to hospital carried out where isolation is not up to a fair standard, and also in cases of serious illness or where tracheotomy is required. The County Borough provides means for carrying out promptly bacteriological examinations. Arrangements have been made for a gratuitous supply of anti-toxin at any time, day or night, to medical men on demand, and a fee is paid for its use, both for purposes of treatment and prevention. Disinfection is carried out promptly and thoroughly. The head teachers of schools are kept regularly informed of the occurrence of cases among the school children and contacts, and they are dealt with according to the Memorandum of the Local Government Board and the Board of Education. The head teachers are informed in all cases as to the date on which patients and contacts may return to school. Leaflets containing instructions for preventing the spread of the disease, and extracts from the Acts of Parliament relating to infectious diseases, are left with the householder in each case.

Bacteriological examination of swabs from suspected cases is made free of charge to medical men. In 1914, 120 examinations were made, with a positive result in 26 cases; in 1913, 140 examinations were made, with positive results in 21 cases.

During the year 152 patients were injected with anti-toxin at their homes by their medical attendants. The amount of serum used in each case averaged 2,401 units.

One hundred and seventy-three contacts were injected for preventive purposes, the amount of serum used averaged 1,100 units in each case.

The cost to the Corporation was £27 2s. 6d. paid to medical men for injecting serum, and £63 5s. 9d. paid to chemists for the supply of the serum.

### **Enteric Fever.**

|   |     |     |      |
|---|-----|-----|------|
| Number of cases notified                | ... | ... | 86   |
| Number of deaths                        | ... | ... | 18   |
| Case-fatality per cent.                 | ... | ... | 20·9 |
| Number of cases removed to hospitals... |     |     | 65   |
| Percentage of cases removed             | ... | ... | 75   |

The attack rate for the Borough was 0·35 per 1,000 of the population.

| Districts | Burslem |        | Fenton |        | Hanley |        | Longton |        | Stoke |        | Tunstall |        | County Borough |        |
|-----------|---------|--------|--------|--------|--------|--------|---------|--------|-------|--------|----------|--------|----------------|--------|
| Year      | Cases   | Deaths | Cases  | Deaths | Cases  | Deaths | Cases   | Deaths | Cases | Deaths | Cases    | Deaths | Cases          | Deaths |
| 1908      | 20      | 9      | 9      | 4      | 61     | 16     | 16      | 4      | 29    | 4      | 10       | 7      | 145            | 44     |
| 1909      | 32      | 5      | 15     | 6      | 86     | 25     | 15      | 7      | 19    | 5      | 10       | —      | 177            | 48     |
| 1910      | 11      | 5      | 8      | —      | 65     | 19     | 5       | —      | 28    | 3      | 5        | 3      | 122            | 30     |
| 1911      | 27      | 3      | 22     | 5      | 46     | 7      | 8       | 4      | 21    | 5      | 15       | 2      | 139            | 26     |
| 1912      | 19      | 5      | 12     | 2      | 56     | 11     | 13      | 5      | 26    | 2      | 13       | 2      | 139            | 27     |
| 1913      | 18      | 8      | 15     | 3      | 28     | 6      | 12      | 2      | 24    | 2      | 6        | 2      | 103            | 23     |
| 1914      | 17      | 3      | 1      | —      | 25     | 5      | 13      | 3      | 20    | 4      | 10       | 3      | 86             | 18     |

The disease was most prevalent in Stoke, where the attack rate was 0·46 per 1,000 of the population, in Hanley it was 0·37, in Fenton 0·04, in Tunstall 0·34, Burslem 0·43, and Longton 0·33.

Sixty-five cases were removed to the hospitals during the year 1914, from districts as follows:—

|          |     |     |     |     |    |
|----------|-----|-----|-----|-----|----|
| Burslem  | ... | ... | ... | ... | 15 |
| Fenton   | ... | ... | ... | ... | 0  |
| Hanley   | ... | ... | ... | ... | 20 |
| Longton  | ... | ... | ... | ... | 13 |
| Stoke    | ... | ... | ... | ... | 8  |
| Tunstall | ... | ... | ... | ... | 9  |

The death rates in the districts during the year 1914 were as follows:—

|                |      |     |  |
|----------------|------|-----|--|
| Burslem        | ...  | ... | 0·07 per 1,000, compared to 0·19 in 1913 |
| Fenton         | ...  | ... | 0·00 " " 0·11 "                          |
| Hanley         | ...  | ... | 0·07 " " 0·09 "                          |
| Longton        | ...  | ... | 0·07 " " 0·05 "                          |
| Stoke          | ...  | ... | 0·10 " " 0·05 "                          |
| Tunstall       | ...  | ... | 0·10 " " 0·07 "                          |
| County Borough | 0·07 | "   | " 0·09 "                                 |

The death rate from Enteric Fever in the 97 great towns during the year 1914 was 0·04 per 1,000.

The routine methods adopted to combat the disease are:— Prompt enquiry and removal to hospital where necessary, with disinfection. In those cases nursed at home, pails for the reception of the discharges from the patients are supplied, and these pails are removed as often as necessary. Sanitary defects found are dealt with. Leaflets containing instructions for preventing the spread of the disease, and extracts from the Acts of Parliament relating to infectious diseases are left at each infected house. Bacteriological examinations are made free of charge to medical practitioners. Bacteriological examinations were made by the Corporation Bacteriologist in 24 instances, in 8 Widal's reaction was obtained. In 1913, 40 examinations were made, with 13 positive results.



## Ophthalmia Neonatorum.

In the following report on the work done in 1914 in dealing with Ophthalmia in new-born children it will be noticed that the total number of cases notified by medical men and midwives in 1914 was less than in 1913. In 140 instances the diagnosis was not confirmed by a medical man though notifications were received from midwives. This is very satisfactory, as showing that the midwives grasp the importance of early notification.

In dealing with these cases the need of some hospital accommodation has been felt. This is engaging the attention of the Authority at the present time. It may be possible in the near future to allocate a few beds at the Stanfield Sanatorium for these cases. As has been pointed out on previous occasions early notification of all cases, however mild, and immediate efficient treatment is what is to be aimed at. The Corporation employ nursing help in every case when requested by the medical attendant. It would be helpful if the Corporation would provide expert medical attendance in cases where necessary for consultative purposes so that the ordinary medical attendant could have expert help at any time. The cost would not be very great.

In this area the term "Ophthalmia Neonatorum" is defined as meaning "any inflammation of the eye, however slight, in a child under ten days old." In the recent Order of the Local Government Board the age limit has been extended to 21 days.

Ophthalmia Neonatorum has been compulsorily notifiable throughout the whole area since 1911, 171 notifications were received during 1914 from medical men, either as first notifications or confirming midwives' notifications. These were distributed as follows:—

|                                  |     |     |     |          |
|----------------------------------|-----|-----|-----|----------|
| Burslem                          | ... | ... | ... | 33 cases |
| Fenton                           | ... | ... | ... | 19 "     |
| Hanley                           | ... | ... | ... | 48 "     |
| Longton                          | ... | ... | ... | 37 "     |
| Stoke                            | ... | ... | ... | 19 "     |
| Tunstall                         | ... | ... | ... | 15 "     |
| Number of cases notified         | ... | ... | ... | 171      |
| Number of births registered      | ... | ... | ... | 7,640    |
| Number of cases per 1,000 births | ... | ... | ... | 22'3     |

In 1913 the number of cases per 1,000 births was 20'2.

The total number of cases notified by doctors and midwives was 311. In 17 cases notified by midwives nothing was observed to be wrong with eyes when the cases were visited, and in 123 others the inflammation was so slight that no confirmatory certificates were received from doctors.

|  |     |     |       |
|--|-----|-----|-------|
| Number of cases notified, whether confirmed<br>by medical certificate or not | ... | ... | 311   |
| Number of births registered  | ... | ... | 7,640 |
| Number of cases per 1,000 births   | ... | ... | 40'7  |

The ages of the infants on the onset of the disease ranged from one to eighteen days, the vast majority occurring between the ages of one and eight days as in previous years.

In 74 of the cases the birth was attended by a doctor.

In 237 cases the birth was attended by a midwife.

Two midwives who failed to send notifications to the Local Supervising Authority were summoned before the Committee and were reprimanded. One midwife who delayed to notify a case, and also failed to send for a doctor, was reported to the Central Midwives' Board.

Nurses were supplied by the Corporation in 102 cases:—

The cost of nursing was £453 3s. 9½d.

In the three worst cases the results were as follows:—

1. Sight defective. To go under an operation in a few months.
2. Sight slightly impaired in right eye.
3. Sight gone from both eyes.

The 311 cases were distributed as follows:—

| 1914          | Hanley | Stoke | Longton | Fenton | Burslem | Tunstall | Total |
|---------------|--------|-------|---------|--------|---------|----------|-------|
| January ...   | 13     | 1     | 5       | 1      | ...     | ...      | 20    |
| February ...  | 11     | 3     | 4       | 2      | ...     | 1        | 21    |
| March ...     | 10     | 2     | 7       | 3      | 3       | 2        | 27    |
| April ...     | 6      | 1     | 9       | 2      | 2       | 1        | 21    |
| May ...       | 13     | 4     | 6       | 5      | 8       | ...      | 36    |
| June ...      | 8      | 5     | 4       | 3      | 5       | 2        | 27    |
| July ...      | 13     | 6     | 4       | 4      | 6       | 1        | 34    |
| August ...    | 17     | 2     | 8       | 2      | 4       | 2        | 35    |
| September ... | 9      | 3     | 4       | 2      | 6       | 1        | 25    |
| October ...   | 8      | ...   | 5       | 1      | 3       | 3        | 20    |
| November...   | 8      | ...   | ...     | 2      | 6       | 1        | 17    |
| December ...  | 7      | 3     | 7       | ...    | 8       | 3        | 28    |
| TOTAL ...     | 123    | 30    | 63      | 27     | 51      | 17       | 311   |



## Measles.

There have been 87 deaths from Measles during the year, against 299 last year and 51 in 1912.

The death rate from Measles in 1914 was 0·36 per 1,000, compared to 0·35 for the 97 great towns, and Stoke-on-Trent was amongst the half-dozen towns with the highest death rates from Measles in the country.

The ages at death were as follows:—

| Under 1 | 1—2 | 2—5 | 5—15 |
|---------|-----|-----|------|
| 22      | 31  | 29  | 5    |

Notification of this disease is not enforced in the County Borough, and I have advised against the inclusion of the disease under the Notification Act. The School Medical Officer is in close touch with the school cases, and I am kept informed by him as to the number of cases in the schools. The practice recommended by the Chief Medical Officers of the Local Government Board and the Board of Education in dealing with outbreaks of Measles is closely followed. The disease was present in slightly epidemic form during the whole of the year, but did not at any one time become as extensive in character as on some occasions. Class closure of short duration has been made use of by the School Medical Officer, as well as the closure of whole departments for longer periods. Leaflets dealing with Measles are distributed freely in the affected areas by the Health Visitors and Inspectors. The aim must be to protect children under five years of age from infection.

## Whooping Cough.

There were 83 deaths from Whooping Cough during the year, compared with 119 in 1913 and 72 in 1912.

The deaths occurred at the following ages:—

| Under 1 | 1—2 | 2—5 | 5—15 |
|---------|-----|-----|------|
| 39      | 21  | 20  | 3    |

Practically the same procedure is adopted in dealing with Whooping Cough as with Measles.

## Erysipelas.

There were 154 cases notified during the year, distributed as follows:—

|          |     |     |     |          |
|----------|-----|-----|-----|----------|
| Burslem  | ... | ... | ... | 25 cases |
| Fenton   | ... | ... | ... | 12 "     |
| Hanley   | ... | ... | ... | 34 "     |
| Longton  | ... | ... | ... | 26 "     |
| Stoke    | ... | ... | ... | 27 "     |
| Tunstall | ... | ... | ... | 30 "     |

There were two deaths from this disease. Last year 177 cases were notified with five deaths.

On receipt of a notification, enquiries are made into the sanitary conditions of the home, and any sanitary defects found are remedied.

## Cerebro Spinal Fever.

Three cases of Cerebro Spinal Fever were notified during the year.

The first was that of a male child, age one year. The case was notified on the 5th day after the onset of the disease, and was removed to the Isolation Hospital, Bucknall, on the same day. The diagnosis was not confirmed.

The second case was that of a female child age five years, the case was removed to the North Staffs. Infirmary and died there. The diagnosis was confirmed. The first intimation we had of the occurrence of the case was the receipt of the Returns of Deaths from the Registrar.

The third case was that of a girl age fourteen. The patient died at home, and here again the first intimation of the occurrence of the case was from the Death Returns of the Registrar.

In all cases, full enquiries were made into the circumstances of the cases at home, but the source of infection could not be traced. No secondary cases occurred.

## Acute Anterior Poliomyelitis.

During the year, eight cases of Acute Anterior Poliomyelitis were notified.

Four of these cases were notified as Infantile Paralysis, two of these dying; two as Poliomyelitis and two as Anterior Poliomyelitis. Six of the eight cases notified were probably not instances of that disease. In the two other cases the children have partially recovered, but both of them are still lame in one leg. Full enquiries were made in all cases.

## Tuberculosis.

### Phthisis Pulmonalis.

Seven hundred and seventy-five cases were notified in accordance with the provisions of the Public Health (Tuberculosis) Regulations.

The cases were distributed as follows:—

|          |     |     |     |     |     |
|----------|-----|-----|-----|-----|-----|
| Burslem  | ... | ... | ... | ... | 125 |
| Fenton   | ... | ... | ... | ... | 95  |
| Hanley   | ... | ... | ... | ... | 275 |
| Longton  | ... | ... | ... | ... | 98  |
| Stoke    | ... | ... | ... | ... | 122 |
| Tunstall | ... | ... | ... | ... | 60  |



There were 308 deaths from Phthisis during the year, giving a death rate of 1·27 per 1,000; in 1913 there were 304 deaths and a death rate of 1·2 per 1,000. In the County Boroughs of England and Wales in 1912 the death rate was 1·26 per 1,000.

The average death rate from Phthisis for England and Wales for 1906—1910 was 1·1 per 1,000 of the population, in 1911 it was 1·08 per 1,000, and in 1912 1·04.

Forty-seven deaths occurred in persons aged 15 to 25, and 233 in persons between the ages of 25 and 65 years.

The deaths occurred in districts as follows:—

|          |    |            |   |
|----------|----|------------|---|
| Burslem  | .. | 66 deaths. | Rate, 1·55 per 1,000, compared to 1·70 per 1,000 in 1913. |
| Fenton   | .. | 27         | .. 1·00 .. 1·17 ..  |
| Hanley   | .. | 95         | .. 1·40 .. 1·31 ..  |
| Longton  | .. | 57         | .. 1·50 .. 1·24 ..  |
| Stoke    | .. | 28         | .. 0·07 .. 0·82 ..  |
| Tunstall | .. | 35         | .. 1·23 .. 1·21 ..  |

The Council have made arrangements for Bacteriological Examinations to be made free of charge to medical men in the district. 238 examinations were made in 1914, and tubercle bacilli were found in 74 of the specimens submitted. All cases notified are visited by the Lady Medical Officer or one of the Health Visitors, the necessary enquiries are made, and instructions given verbally and by leaflets. Disinfection is undertaken regularly. Structural defects and nuisances in the houses receive attention.

During the year 541 cases of Phthisis have been visited, most of the other cases notified were from Public Institutions, or were unsuitable for visitation.

Enquiry revealed the following results as to the occurrence of previous cases of Phthisis in the families:—

|                 |     |     |    |
|-----------------|-----|-----|----|
| In Wife         | ... | ... | 2  |
| Father          | ... | ... | 85 |
| Mother          | ... | ... | 40 |
| Sister          | ... | ... | 22 |
| Brother         | ... | ... | 22 |
| Husband         | ... | ... | 2  |
| Other relatives | ... | ... | 58 |

In 310 there were either no history of Phthisis in the family, or no information could be obtained.

The sleeping arrangements of the patients were as follows:—

|   |     |                 |
|---|-----|-----------------|
| Sleeps alone  | ... | 172             |
| Sleeps in separate bed but shares bedroom                         | ... | 32              |
| Shares bed  | ... | 260             |
| Sleeps in kitchen or living room                                  | ... | 29              |
| Not ascertained (patient being dead before case could be visited) | ... | 48              |
|   |     | <hr/> 541 <hr/> |

## PUBLIC HEALTH (TUBERCULOSIS) REGULATIONS, 1912.

Notifications received during the period from 4th January, 1914, to the 2nd January, 1915.

| Age Periods            | Number of Notifications on Form A. |        |         |          |          |          |          |          |          |          |                | Number of Notifications on Form B.   |                       |         |          | Number of Notifications on Form C. |  |       |    |     |
|------------------------|------------------------------------|--------|---------|----------|----------|----------|----------|----------|----------|----------|----------------|--|-----------------------|---------|----------|------------------------------------|--|-------|----|-----|
|                        | Primary Notifications              |        |         |          |          |          |          |          |          |          |                | Total Notifications<br>(i.e. including cases previously notified by other doctors) | Primary Notifications |         |          |                                    | Total Notifications<br>(i.e. including cases previously notified by other doctors) |       |    |     |
|                        | Total                              |        |         |          |          |          |          |          |          |          |                |  | Under 5               | 5 to 10 | 10 to 15 |                                    |  | Total |    |     |
|                        | 0 to 1                             | 1 to 5 | 5 to 10 | 10 to 15 | 15 to 20 | 20 to 25 | 25 to 35 | 35 to 45 | 45 to 55 | 55 to 65 | 65 and upwards |  |                       |         |          |                                    |  |       |    |     |
| Pulmonary—Males        | 1                                  | 10     | 33      | 30       | 31       | 35       | 99       | 75       | 63       | 30       | 5              | 412  | 436                   | ...     | 12       | 13                                 | 25   | 27    | 51 | 7   |
| do. Females            | ...                                | 18     | 32      | 27       | 35       | 45       | 76       | 48       | 19       | 16       | 2              | 318  | 335                   | 1       | 13       | 6                                  | 20   | 21    | 8  | 8   |
| Non-Pulmonary—Males... | 5                                  | 18     | 30      | 15       | 9        | 5        | 6        | 9        | 4        | 3        | 3              | 107  | 112                   | ...     | 6        | 2                                  | 8  | 9     | 3  | 1   |
| Females                | 1                                  | 16     | 16      | 17       | 11       | 7        | 6        | ...      | 5        | 2        | 2              | 83   | 91                    | ...     | 3        | ...                                | 3  | 3     | 4  | ... |
| Total                  | 7                                  | 62     | 111     | 89       | 86       | 92       | 187      | 132      | 91       | 51       | 12             | 920  | 974                   | 1       | 34       | 21                                 | 56   | 60    | 66 | 16  |



The various occupations of the sufferers are as follows:—Housewives 70, Domestic 10, Potters 43, Warehousewomen 14, Potters' Pressers 12, Placers 12, Gilders 11, Transferrers 9, Printers 8, Paintresses 7, Warehousemen 7, Dippers 6, Lithographers 6, Moulders 6, Tilemakers 6, Spongers 5, Warehousegirls 5, Potters' Firemen 5, Scourers 4, Jiggerers 3, Lathe Turners 3, Potters' Painters 3, Ovenmen 3, Kilnmen 2, Cupmakers 2, Aerographers 2, Towers 2, Casters 2, Polishers 2, Enamellers 2, Biscuit Warehouse 1, Hollowware Presser 1, Saucemaker 1, Bander 1, Sanitary Presser 1, Glost Placer 1, Saggarmaker 1, Packer 1, Handler 1, Dust Sifter 1, Leadworker 1, Thrower's Assistant 1, Scallop 1, Labourer 1, Colliers 18, Miners 15, Clerks 8, Fitters 6, Engineers 4, Ironworkers 4, Charwomen 4, Tailoresses 4, Railway Porters 4, Smiths 4, Flint Workers 3, Engine Drivers 3, Soldiers 3, Carters 3, Plumbers 3, Barmen 2, Policemen 2, Enginemen 2, Platelayers 2, Draughtsmen 2, Teachers 2, Cratemakers 2, Metal Workers 2, Joiners 2, Agents 2, Bakers 2, Hawkers 2, Dressmakers 2, Electrical Engineers 2, House Painter 1, Wagoner 1, Victualler 1, Butcher 1, Shop Assistant 1, Tripe Dresser 1, Aluminium Worker 1, Brickyard Worker 1, Artist 1, Laundry Maid 1, Clogger 1, Dentist 1, Canvasser 1, Signwriter 1, Salesman 1, Flour Packer 1, Traveller 1, Surveyor 1, Puddler 1, Compositor 1, Foreman 1, Cobbler 1, Cook 1, Boilermaker 1, Switch-maker 1, Insurance Agent 1, Bookbinder 1, Housekeeper 1, Telephone Operator 1, Office Boy 1, Bricklayer 1, Motor Operator 1, Milliner 1, Flagman 1, Musician 1, School Children 118, no occupation 183. Total 775.

There were 112 deaths in the year from forms of Tuberculosis other than Phthisis, this being equal to a rate of 0·46 per 1,000 of the population.

The total death rate from all forms of Tuberculosis, including Phthisis, was 1·73 per 1,000. The deaths from Phthisis were equal to 7·2 per cent. of all the deaths in the County Borough, and the total deaths from all forms of Tuberculosis were equal to 9·9 per cent. of all the deaths. For England and Wales as a whole the corresponding figures were in 1912 7·8 per cent. and 10·3 per cent.

The importance of Tuberculosis as a cause of mortality will perhaps be more easily understood if the death rate from Tuberculous Diseases be compared with those from the principal epidemic diseases. In 1914, the death rate from Tuberculous Diseases alone was 1·73 per 1,000, while from the seven principal Zymotic Diseases it was 2·63 per 1,000.

That this importance has now been fully grasped is evident by the wide spread movement for the prevention of the disease.

The Corporation of the County Borough in conjunction with the Insurance Committee, is actively engaged in developing a scheme for the prevention and treatment of the Tuberculous Diseases.

### Other Forms of Tuberculosis.

There were 201 cases notified of other forms of Tuberculosis, and 112 deaths, giving a rate of 0·46 per 1,000. Of these deaths 32 occurred in children under one year of age, and 39 among children between one year and five years of age.



Table showing the number of cases notified as suffering from other forms of Tuberculosis during 1914.

|                             | Under<br>1 | 1—5 | 5—15 | 15—25 | 25—45 | 45—65 | Over<br>65 | Totals |
|-----------------------------|------------|-----|------|-------|-------|-------|------------|--------|
| Tabes Mesenterica .. ..     | 4          | 7   | 12   | 2     | 2     | 5     | ..         | 32     |
| Tubercular Meningitis .. .. | ..         | 3   | 9    | ..    | ..    | ..    | ..         | 12     |
| Glands .. .. .              | 1          | 9   | 32   | 12    | 3     | 2     | ..         | 59     |
| Osseous .. .. .             | 1          | 10  | 28   | 17    | 9     | 3     | 5          | 73     |
| Skin .. .. .                | ..         | 3   | 1    | ..    | 3     | ..    | ..         | 7      |
| General .. .. .             | ..         | ..  | ..   | ..    | ..    | 1     | ..         | 1      |
| Other Forms.. .. .          | ..         | 2   | 7    | 1     | 4     | 3     | ..         | 17     |
| Totals .. .. .              | 6          | 34  | 89   | 32    | 21    | 14    | 5          | 201    |

**Report of the Tuberculosis Medical Officer  
(Dr. J. Magill) for the year 1914.**

The new Tuberculosis Dispensary was opened on the 24th June, 1914. The premises are situated in Glebe Street, in proximity of the Health Office. They consist of a large waiting room, with office for Lady Clerk, and examination room, consulting room and small wash-up room on the ground floor. On the first floor is the Laboratory for the microscopic work done in connection with the Dispensary. Lavatory accommodation is provided on ground and first floors.

An assistant Medical Officer, who resides at Stanfield, and a second Nurse were appointed early in the year, so that the Staff consists of two Medical Officers, two Nurses and a Lady Clerk.

Hours of attendance. The Dispensary is open for the treatment of patients on Tuesday, Wednesday, Thursday and Friday afternoons, and on Monday night. New patients are seen every Tuesday and Thursday morning, between 10 and 12.

***The Scheme adopted for Treatment.***

When the notification is received at the Health Office, the name and address are entered in the Case Ledger. As soon as possible the case is visited and investigated by a Health Visitor, who fills up a form containing full particulars of home conditions, duration of illness, occupation, ventilation, family history and contacts. At this visit the Health Visitor discovers whether the case is under treatment or not, if not under treatment the case is referred to the Dispensary.

Advice is given to each notified case on the prevention of the spread of the disease, a leaflet with instructions is given, a sputum flask is supplied, and advice given regarding the spread of the disease and the necessity for care in the disposal of the sputum.



It is an instruction not to influence a patient to abandon their Doctor's treatment for Dispensary treatment. New patients under medical attendance desiring to be examined at the Dispensary are required to bring a letter or card from their Doctor.

Where it is arranged for a patient to be treated at the Dispensary, and all particulars are entered into the Ledger at the Health Office, a time is fixed for the patient to attend at the Dispensary to be examined. The Nurse takes the history of the case, and a careful medical record of the patient's condition is kept.

If there is any doubt as to the diagnosis, a specimen of sputum is obtained, if possible, for examination for Tubercle Bacilli.

The patient is subsequently visited by a Dispensary Nurse, who follows up the instructions previously given in regard to preventive measures.

Occasionally, when physical signs are not definite, and no Tubercle Bacilli have been found in the sputum, a test dose of Tuberculin is given. Before this is done, the Nurse teaches the patient how to take the temperature, and supplies a thermometer and temperature card. In other cases a Von Pirquet is made, and a positive reaction looked for.

If, for any reason, a patient is unable to visit the Dispensary, the Tuberculosis Officer communicates and arranges an appointment with the medical attendant, before the patient is visited, examined and treated.

The majority of the patients are seen at the Dispensary and the treatment advised, either Domiciliary, Dispensary, Hospital or Sanatorium.

When Dispensary treatment is recommended, a temperature card is supplied on which to record his four hourly temperature, and a thermometer. A time is fixed for the patient's attendance at the Dispensary, and he or she is advised to attend regularly and punctually so as to receive the full benefit of treatment.

### ***Insured Cases.***

For the convenience of Insured patients, the special forms requested to be filled up under the Insurance Act are kept at the Dispensary.

The applicant requires to fill up and sign Form Med. 1, this form is sent to the Insurance Clerk, who returns Form Med. 3 to the Tuberculosis Officer. In the case of patients applying through their own Doctors, Form Med. 1 has already been filled in, and Form Med. 3 sent to the Tuberculosis Medical Officer, who writes to the patient, making an appointment at the Dispensary. He also informs the Medical Attendant of the date of the appointment.

The case is then examined, and Form Med. 4, of the Insurance Commissioners, recommending the appropriate kind of treatment





The foregoing number was from the following districts:—

|          |     |     |     |     |     |     |     |           |
|----------|-----|-----|-----|-----|-----|-----|-----|-----------|
| Stoke    | ... | ... | ... | ... | ... | ... | ... | 101       |
| Hanley   | ... | ... | ... | ... | ... | ... | ... | 179       |
| Burslem  | ... | ... | ... | ... | ... | ... | ... | 61        |
| Tunstall | ... | ... | ... | ... | ... | ... | ... | 26        |
| Fenton   | ... | ... | ... | ... | ... | ... | ... | 64        |
| Longton  | ..  | ... | ... | ... | ... | ... | ... | 38        |
|          |     |     |     |     |     |     |     | <hr/> 469 |

### *Dispensary Treatment.*

#### A.—INSURED PERSONS.

|                                  |     |     |     |           |     |           |     |           |
|----------------------------------|-----|-----|-----|-----------|-----|-----------|-----|-----------|
| Fit for work                     | ... | ... | ... | 40        | ... | 30        | ... | 70        |
| Improved                         | ... | ... | ... | 50        | ... | 49        | ... | 99        |
| Stationary                       | ... | ... | ... | 30        | ... | 24        | ... | 54        |
| Domiciliary                      | ... | ... | ... | 35        | ... | 16        | ... | 51        |
|                                  |     |     |     | <hr/> 155 |     | <hr/> 119 |     | <hr/> 274 |
| Ceased to attend during the year |     |     |     | 16        | ... | 5         | ... | 21        |
|                                  |     |     |     | <hr/> 139 | ... | <hr/> 114 | ... | <hr/> 253 |

#### B.—NON-INSURED PERSONS.

|                                  |     |     |     |          |     |          |     |          |
|----------------------------------|-----|-----|-----|----------|-----|----------|-----|----------|
| Fit for work                     | ... | ... | ... | 2        | ... | 6        | ... | 8        |
| Improved                         | ... | ... | ... | 7        | ... | 5        | ... | 12       |
| Stationary                       | ... | ... | ... | 2        | ... | 5        | ... | 7        |
| Worse                            | ... | ... | ... | 2        | ... | 2        | ... | 4        |
|                                  |     |     |     | <hr/> 13 |     | <hr/> 18 |     | <hr/> 31 |
| Ceased to attend during the year |     |     |     | 6        | ... | 8        | ... | 14       |
| Under treatment                  | ... | ... | ... | 7        | ... | 10       | ... | 17       |

#### C.—CHILDREN.

|                                  |     |     |     |          |     |          |     |           |
|----------------------------------|-----|-----|-----|----------|-----|----------|-----|-----------|
| Improved                         | ... | ... | ... | 54       | ... | 48       | ... | 102       |
| Stationary                       | ... | ... | ... | 35       | ... | 25       | ... | 60        |
| Worse                            | ... | ... | ... | —        | ... | 2        | ... | 2         |
|                                  |     |     |     | <hr/> 89 |     | <hr/> 75 |     | <hr/> 164 |
| Ceased to attend during the year |     |     |     | 3        | ... | 2        | ... | 5         |
| Under treatment                  | ... | ... | ... | 86       | ... | 73       | ... | 159       |

### *Hospital.*

|            |     | Ins.     |          | Non-Ins. |          | Children |          | Total     |
|------------|-----|----------|----------|----------|----------|----------|----------|-----------|
|            |     | M.       | F.       | M.       | F.       | M.       | F.       |           |
| Improved   | ... | 55       | 35       | 2        | 14       | 13       | 23       | 142       |
| Stationary | ... | 32       | 17       | —        | 4        | 5        | 7        | 65        |
| Worse      | ... | 4        | —        | —        | —        | —        | —        | 4         |
| Deaths     | ... | 7        | 5        | —        | 2        | —        | —        | 14        |
|            |     | <hr/> 98 | <hr/> 57 | <hr/> 2  | <hr/> 20 | <hr/> 18 | <hr/> 30 | <hr/> 225 |

### *Sanatorium.*

Twenty-one selected cases. 20 improved. One only stayed short time. Two cases went to Ventnor. One returned, progress good.

### *Treatment Adopted.*

The special treatment adopted both at the Dispensary and Stanfield is by means of Tuberculin, viz.: the P.T.O., P.T., O.T. and B.E. sequence. All patients considered suitable are given a course of this treatment. This treatment is in some cases supplemented by prescribing Cod Liver Oil.

At Stanfield, the usual Sanatorium regime is followed, consisting of fresh air, good food and carefully regulated rest, exercise and work.

As to the results obtained, it may be said that the great majority of the patients derive considerable benefit. In a number of these cases the benefit would appear to be permanent. Unfortunately, many of the cases relapse sooner or later, and lose what they have gained.

It is the practise to admit the majority of cases for a time to the Stanfield Sanatorium, they thus have the benefit of the fresh air, regulated regime, rest and good food at the beginning of their treatment.

After leaving Stanfield, the patients are transferred to the Dispensary. This in no way interferes with the patient returning to work.

### *Stanfield Sanatorium.*

This Institution, situated at the north end of the district, belongs to the Corporation, and was used formerly for Infectious Diseases. At the time of the Insurance Act it was taken over for Tuberculosis, and alterations are now in progress, new verandas are added to two of the blocks; the grounds are being laid out into Bowling Greens and Croquet Lawns. Several shelters will also be erected in the grounds.

There are 60 beds for all cases. Some of the patients who apply for Sanatorium benefit are in a comparatively advanced stage of the disease, when little hope of permanent arrest remains. In many of these cases the home conditions of the patients are such that they cannot be properly looked after at home. It is eminently desirable, for the sake of their relatives, as well as for themselves, that such cases should be removed to an Institution

### *Tuberculosis in Children.*

At the present time school children, who are excluded from School suffering from Tuberculosis, are being treated at the Dispensary and Stanfield.



### ***Provision of Sleeping Shelters for Consumptives.***

Sleeping shelters are purchased by the Corporation for the use of consumptive patients at their own homes, if the surroundings are suitable. Only a few of the patients who would otherwise be glad of them have the necessary amount of ground. There is no charge to the patient, but in Insured cases the Insurance Committee pay the Corporation for the use of the shelter.

### ***After Care.***

A Voluntary After-care Committee has been formed, consisting of members from the Sanatorium Benefit Committee of the Insurance Committee, the Corporation, the Board of Guardians and other organizations. It is doing excellent work in visiting and giving necessary help and assistance where required.

The following is a copy of a report submitted dealing with the formation of a Voluntary After-care Committee, it is on the lines of the scheme which has been in operation for some time at Portsmouth.

---

### **Stoke-on-Trent Voluntary Committee for the Care of Consumptives.**

#### ***Objects.***

To assist the Public Health Authorities in their work of Prevention and Care of Tuberculosis in the County Borough.

#### ***Reasons for Help on a Voluntary Basis.***

Experience in Stoke-on-Trent as well as in other towns has shewn that there are many conditions existing amongst those suffering from Tuberculosis which cannot be dealt with by the Health Authorities, such as for instance: the lack of proper warm clothing for patients while at the Sanatorium, and afterwards; the lack of nourishment for those at home for a prolonged period; the care of the dependants while the wage-earner is away; the need of assistance in housework while the mother is away, or too ill to perform her household duties; the need for bedding and separate beds; the payment of removal expenses to allow of removal to a better house; the arranging of proper light employment for those partially recovered, &c.

It has been found that these matters can best be dealt with by a Voluntary Society or Committee with voluntary workers to make the necessary enquiries into the circumstances of the people and to insure that there is no overlapping.

#### ***Method of Working.***

The cases to be dealt with would be referred from the Health Department to the Secretary of the Committee, who would hand them on to the members considered most suitable for the particular case to make inquiries, and deal with them as far as possible and report to the Secretary, who would in turn report to the Committee.



The Committee should appeal for funds to enable them to deal with cases that cannot be dealt with by existing agencies and to defray incidental expenses.

*The Committee might consist of*

- (1) Members of the Tuberculosis Sub-Committee of the Health Committee.
- (2) Official Representatives of the Insurance Committee.
- (3) Official Representatives of the Board of Guardians.
- (4) Medical Officers of the Corporation.
- (5) Representatives of the Charity Organisation Society.
- (6) Representatives of Organisations of Committees for Charitable work such as:—The Needlework Guild, Parochial Committees, &c.

The Committee might consist of about 30 members.

The organised bodies should nominate their representatives annually.

The Officers of the Committee should consist of a Chairman, Vice-Chairman, Hon. Treasurer, and one or more Secretaries, elected annually at the Annual Meeting of the Committee in the month of January.

The Committee might meet monthly. Special Meetings might be called by the Chairman, or on the requisition of four members.

The Hon. Treasurer shall lay before the Committee at each meeting a statement of the balance in hand, and in January, April, July and October, a statement showing the amounts received and expended by the Care Committee during the preceding quarter. He shall also present a duly audited account of the receipts and expenditure for the year at the Annual General Meeting.

The Hon. Secretary shall keep the minutes of all meetings, prepare the agenda for each meeting, and organise the work of volunteers acting as visitors for the Care Committee.

*Duties of the Dispensary Care Committee.*

- (a) The Care Committee shall conduct all business and receive and administer the funds, appoint its officers, and shall have power to make regulations for the conduct of the business, and to appoint Sub-Committees as may prove necessary in the interests of the work.
- (b) The Care Committee might invite any Charitable Association to nominate a Representative to serve on the Care Committee, provided that the total number of members fixed be not exceeded.
- (c) Seven members of the Care Committee shall form a quorum for decision of cases requiring grants from the fund.



- (d) The Care Committee shall welcome as visitors to their meetings any persons interested in the work of the Committee, on the invitation of a member of the Committee. Visitors may join in the discussion, with the Chairman's permission, but may not vote.
- (e) Any member of the Committee who shall fail to attend six meetings in six consecutive months shall thereupon cease to be a member, but he or she may be re-elected immediately.

---

### **Tuberculosis After Care Committee for the County Borough of Stoke-on-Trent.**

#### FIRST ANNUAL REPORT.

The formation of the Committee is of so recent date that it is scarcely necessary to refer to the circumstances which called it into existence, or to the various interests represented by its members. The full Committee has been called together five times, with an average attendance of sixteen out of a possible thirty, and the Finance Sub-Committee has met three times, the average attendance being seven out of a possible ten. Five members, including the Mayor, have not attended once.

The first meeting, in June, adopted the general outline of work suggested by the Medical Officer of Health, elected Officers, formed a Finance Sub-Committee to deal with the question of raising funds to carry on the work, and fixed the next meeting of the full Committee for September.

In the meantime, the Finance Sub-Committee was called to devise some way of obtaining the necessary money, and the Secretary was instructed to write to various persons and Committees, enclosing copies of the form drawn up by the Medical Officer, and asking for contributions. The only tangible result has been the £10 granted by the Health Committee. It was resolved, that as there appeared to be no prospect of raising any substantial amount at present, the Finance Sub-Committee stand adjourned for three months (October). Useful gifts of clothing have been received by the Secretary on behalf of the Committee, 30 garments from the North Staffs. Needlework Guild, by the kindness of Mrs. Steele, and from Queen Mary's Needlework Guild 60 garments, Miss Rix very kindly securing the necessary form for the Secretary to apply. Promises of warm clothing for special cases have been received from the Burslem and Hanley Branches of the Women's Co-operative Guild, and from the Stoke Central Branch of the British Women's Temperance Association.

Probably the most serious problem, apart from the lack of funds, is the question of finding suitable employment. Various industrial concerns have been approached, and the Municipal Health, Gas and Electricity Supply Committee have expressed their willingness to favourably consider any application made to them by this Committee.



Twenty-nine cases have been referred from the Dispensary. These have been visited by members of the Committee and reported upon at the Monthly Meetings. Extra milk daily has been supplied, and in two cases Cod Liver Oil weekly. Poor Law relief has been secured where needed, and garments supplied wherever possible and necessary.

The work of the Committee has, of necessity, been restricted by lack of funds, but the practical personal knowledge of the need of this work cannot fail to be helpful when the time comes to extend and amplify our methods.

---

The Local Government Board has sanctioned the provision of a permanent Central Dispensary, and two Branch Dispensaries.

The Board has also sanctioned the necessary alterations at the Stanfield Hospital in order to make it suitable for the reception of cases of Phthisis. Sixty beds will be provided there for all cases, except those in which it is necessary that a long period of residence in an institution should be given. The alterations are being carried out.

The County Borough is joining the County of Cheshire and County Boroughs of Cheshire in the formation of a Joint Board for the erection of a Sanatorium.

An agreement has been entered into between the Insurance Committee of the County Borough and the County Borough Corporation for the treatment of the insured persons suffering from Tuberculosis.

#### **Dairy Cows in the County Borough.**

An Order of the Board of Agriculture relating to Tuberculosis and Chronic Diseases of the Udder in bovine animals came into force on May 1st, 1913. If properly administered it should prove of value in dealing with Tuberculosis in cattle. The Watch Committee administer the Order. This Order was suspended in August.

A Milk and Dairies Act, 1914, has recently been passed, and will come into operation on October 1st, 1915.

#### **Examination of Milk for Tuberculous Bacilli.**

Eighteen samples of milk were examined, 15 with negative results. Three samples gave positive results. These were from one farm, and the suspected animal was slaughtered and was found to be affected extensively with Tuberculosis.

#### **Respiratory Diseases.**

During the year 1914 there were 864 deaths from Respiratory Diseases, giving a death rate of 3.68 per 1,000. The average rate for England and Wales during the five years 1905-1909 was 2.6 per 1,000.



The distribution of these deaths is shown in the following Table:

| Name of District | No. of Deaths from Bronchitis | No. of Deaths from Pneumonia | No. of Deaths from Fibroid Phthisis | No. of Deaths from Pleurisy | No. of Deaths from other Respiratory Diseases | Total | Rate per 1000 |
|------------------|-------------------------------|------------------------------|-------------------------------------|-----------------------------|---|-------|---------------|
| BURSLEM ..       | 55                            | 71                           | 2                                   | 2                           | 12  | 142   | 3·4           |
| FENTON ..        | 34                            | 42                           | 1                                   | ..                          | 12  | 89    | 3·4           |
| HANLEY ..        | 97                            | 149                          | 2                                   | 4                           | 22  | 274   | 4·0           |
| LONGTON ..       | 83                            | 56                           | 4                                   | 1                           | 9   | 153   | 4·0           |
| STOKE ..         | 53                            | 45                           | ..                                  | 1                           | 3   | 102   | 2·7           |
| TUNSTALL ..      | 69                            | 23                           | ..                                  | 4                           | 8   | 104   | 3·7           |

The death rate from Bronchitis in the County Borough is 1·6 per 1,000 of the population. The rate for 1913 was 2·0.

The death rate from Pneumonia is 1·6 per 1,000 of the population. This is also somewhat high, being 0·2 higher than the rate for 1913.

Fibroid Phthisis and Bronchitis are prevalent in this district. This is accounted for to some extent by the fact that in certain branches of the potting industry the workers are subject to the inhalation of dust, and, while there has been improvement in the death rate from these diseases in recent years, it has been less evident in this district than in England and Wales as a whole.

Deaths from Fibroid Phthisis with occupations:—

|                         |     |     |     |   |
|-------------------------|-----|-----|-----|---|
| Potters' Presser        | ... | ... | ... | 1 |
| Carters                 | ... | ... | ... | 2 |
| Potters' Looker-to-ware | ... | ... | ... | 1 |
| Potters' Fireman        | ... | ... | ... | 1 |
| Potters' Oddman         | ... | ... | ... | 1 |
| Potters' Ovenman        | ... | ... | ... | 1 |
| Railway Co.'s Yardman   | ... | ... | ... | 1 |
| Occupation not stated   | ... | ... | ... | 1 |

### Alcoholism.

Alcoholism caused 43 deaths during 1914. (Alcoholism 10; Cirrhosis of the Liver 33). In 1913 there were 31 deaths due to Alcoholism. It is usually found that there is a tendency to attribute deaths from Alcoholism to intercurrent diseases rather than to the true cause, and thus the number may be really somewhat more than is given.

## Lead Poisoning.

This is an affection which is associated with the pottery manufacture. Through careful supervision, and under the Special Rules of the Home Office, Lead Poisoning has diminished. There was an increase in the number of cases in 1910 and 1911, but the number diminished in 1913, and was considerably lower in 1914.

According to the report of the Departmental Committee there were engaged in 1907, as lead workers under the Earthenware and China Rules in North Staffordshire, 5,299 persons (3,371 males and 1,928 females). In 1906 there were 97 cases of lead poisoning; in 1907, 82 cases; in 1908, 91 cases; in 1909, 49 cases; in 1910, 63 cases; in 1911, 78 cases; in 1912, 74 cases; in 1913, 55 cases, and in 1914 23 cases.

Deaths from Lead Poisoning with occupations:—

|  |     |     |       |
|--|-----|-----|-------|
| Potters Millers' Carter                        | ... | ... | 1     |
| Potters' Dippers                               | ... | ... | 2     |
| Potters' Placers                               | ... | ... | 3     |
| House Painters                                 | ... | ... | 2     |
| Colliery Labourer (formerly a<br>Colour Mixer) | ... | ... | 1     |
| Occupation not stated                          | ... | ... | 1     |
|  |     |     | <hr/> |
|  |     |     | 10    |

In 1913 there were 14 deaths attributed to Lead Poisoning.

The actual certified causes of the 10 deaths in 1914 are as follows:—

1. Acute Lead Poisoning brought about by his employment.
2. Chronic Lead Poisoning 16 years. Chronic Interstitial Nephritis. Influenza. Uræmic Convulsions.
3. Chronic Nephritis set up by deceased working in lead as House Painter.
4. Chronic Nephritis through Lead Poisoning accelerated by Tuberculosis.
5. Primary Plumbism and Secondary Consumption.
6. Plumbism. Convulsions and Heart Failure.
7. Hæmorrhage of the Brain set up by working in Lead.
8. Chronic Kidney Disease set up by deceased working in Lead.
9. Meningitis accelerated by Lead Poisoning.
10. Kidney Disease caused by Lead Poisoning.

## Isolation Hospitals.

There are now two Hospitals for the treatment of cases of Infectious Diseases occurring in the Borough, viz.:—The Bucknall Isolation Hospital and the Bagnall Small-pox Hospital. At Bucknall, Scarlet Fever, Diphtheria and Enteric Fever cases are admitted.



Bucknall Hospital is administered by the Stoke and Stoke Rural Joint Hospital Board. The amount of accommodation provided is as follows:—

|                       |    |           |
|-----------------------|----|-----------|
| Two pavilions of      | 18 | beds each |
| Three „ „             | 12 | „         |
| An isolation block of | 5  | „         |
| „ „                   | 4  | „         |
| „ „                   | 16 | „         |
| Private block of      | 7  | „         |

A new ward block of 40 beds is now being constructed.

Two Authorities form the Joint Board, which consists of 27 Members, of whom 25 represent the County Borough and 2 the Stoke Rural Authority. Previous to the Federation of the towns there were five Authorities. It would seem that the necessity for a Joint Board has passed.

For the year ending March 31st the contribution of the County Borough to the Joint Hospital Board amounted to £11,411.

The scale of charges is as follows:—Payable by the Sanitary Authority for the maintenance and care of patients admitted by order of a Medical Officer of Health within the district of the Board:—

|  |             |
|--|-------------|
| Patient under 14 years of age ... ..   | 1/4 per day |
| Patient 14 years and upwards ... ..  | 1/9 „       |
| Medical Attendance in each case attended by<br>the Board's Medical Officer... .. | £1 1s.      |
| Contribution to common fund per patient ...                                      | £3 10s.     |

#### PRIVATE PATIENTS.

|   |             |
|---|-------------|
| Patients treated in private ward ... ..   | 5/- per day |
| Medical Attendance in each case attended by<br>the Board's Medical Officer ... .. | £2 2s.      |
| Contribution to common fund per patient ...                                       | £3 10s.     |

During the year, 1914, the following patients from the County Borough were treated in the wards of the Bucknall Hospital:—

|                             |     |
|-----------------------------|-----|
| Scarlet Fever ... ..        | 181 |
| Diphtheria ... ..           | 447 |
| Enteric Fever ... ..        | 66  |
| Measles ... ..              | 6   |
| Poliomyelitis ... ..        | 1   |
| Cerebro Spinal Fever ... .. | 1   |
| Other diseases ... ..       | 4   |

Bagnall Hospital is administered by the North Staffordshire Joint Small-pox Hospital Board, and was built in 1903-4, to accommodate 54 patients.

The amount of the contribution of the County Borough to the Joint Board during the year ending the 31st March, 1914, was £974.

## The Stoke-on-Trent and Stoke Rural Joint Hospital.

---

The following is the Annual Report of Dr. Phillips, the Medical Officer of the Joint Board.

*To the Chairman and Members of the Joint Hospital Board.*

Gentlemen,

I submit for your consideration the 29th Annual Report of work done in the Hospital for the year ending March 31st, 1915.

The total admissions for the year number 752—on March 31st, 1914, 56 remained under treatment—a total of 806 patients for the year.

### Scarlatina.

Admissions have numbered 191, an increase of 23 upon the previous year. Return cases have been two in number, or 1 per cent.

### CASES WRONGLY NOTIFIED.

In 8 cases there were no signs of Scarlatina, of these 4 contracted Scarlatina whilst in Hospital in from 9 to 35 days after admission. No sign of Scarlatina or Desquamation appeared in the other cases.

Six cases were found to be Measles and not Scarlatina.

### CROSS INFECTION.

3 Cases had Chicken Pox as well as Scarlatina when admitted.

|    |   |                |   |   |   |
|----|---|----------------|---|---|---|
| 1  | " | Ringworm       | " | " | " |
| 10 | " | Diphtheria     | " | " | " |
| 3  | " | Measles        | " | " | " |
| 2  | " | Whooping Cough | " | " | " |
| 2  | " | Mumps          | " | " | " |

Nine cases developed Diphtheritic Throats in the wards whilst suffering from Scarlatina.

Anti-Diphtheritic Serum was given to 19 patients in doses of from 3,000 units to 21,000.

Anti-Streptococcus Serum was given to 4 patients in doses of from 10.cc. to 30.cc.

Staphylococcus Vaccine was given in 2 cases only for Rhinorrhoea and did not give any satisfactory results.



## COMPLICATIONS.

15 Cases of Otorrhœa, 8 cases of Adenitis, 8 cases of Rheumatism, 24 cases of Rhinorrhœa, 12 cases of Albuminuria, 3 Stomatitis, 6 cases of Acute Nephritis, 5 cases of Broncho Pneumonia, 5 cases of Herpes, 3 cases of Onychia, 1 Farnucula, 1 case of extensive Burns on admission, 1 case of General Psoriasis, 1 case of Collis Fracture on admission, 1 Tuberculous Hip, 2 cases Nasal Polypus, 1 case Cystictumour of Larynx.

Total Deaths, one, this being the only death amongst the Scarletina patients during the last 16 months.

Death rate 0·5 per cent.

Cause of Death.—Malignant case of Scarletina. Patient's age 16 years.

Average residence in Hospital, 56 days.

Longest period of detention 85 days.

Shortest period of detention 21 days.

## AGE INCIDENCE ON ADMISSION.

| Under 2, | 2 to 4, | 4 to 6, | 6 to 8, | 8 to 10, | 10 to 12, | 12 to 16, | over 16, |
|----------|---------|---------|---------|----------|-----------|-----------|----------|
| 7.       | 22.     | 43.     | 32.     | 25.      | 23.       | 27.       | 12.      |

One member of the staff, a wardmaid, contracted Scarletina.

## Diphtheria.

484 Cases have been admitted during the year, 6 less than the previous year, making a total for the two years of 974 cases treated in the Hospital.

There have been no return cases.

The cases have largely consisted of a severe form of Diphtheria, although some of the milder cases were doubtful.

Antitoxin.—In 55 cases, owing to there being no appearance of Membrane in the throat, no Serum was given.

429 Patients had Serum given in doses of from 3,000 to 40,000 units.

Twenty of the patients only had had doses of Serum in doses of from 2,000 to 4,000 units given before admission.

Five patients had Anti-Streptococcic Serum as well.

Serum rashes appeared in 41 cases, and these chiefly in the earlier part of the year. Having had in previous years numbers of Serum rashes, I interviewed the makers of Serum, and asked their advice on the subject and they advised the use of a Serum of higher potency and also larger doses—3,000 as a minimum instead of 2,000.

The successful usage of this class of Serum has been most marked, Serum rashes in the latter part of the year having been very few in number. One patient, a woman of 30, who had been in the Hospital on two previous occasions for Diphtheria, and who had had Serum on both these occasions, and both times had had Serum rashes. This last occasion the rash appeared in an urticarial form all over face, arms, body and legs, in 24 hours after the Serum was given, with a slight rise of temperature and joint pains. The rash disappeared in 5 days, leaving no complications.

### CASES WRONGLY NOTIFIED.

Two cases certified as Diphtheria, had well-marked Scarlatina rash all over the body when admitted, and no appearance of Membrane on throat.

One case certified as Diphtheria had no Membrane on throat, but was a well-marked and typical case of Measles.

One case sent in as Laryngeal Diphtheria had no Membrane and was found to be a typical case of Whooping Cough.

One case sent in as Diphtheria was suspected Cerebro Spinal Meningitis and not Diphtheria.

### CROSS INFECTION.

4 Cases had Chicken Pox as well as Diphtheria when admitted.

7     "     Scarlatina                     "             "             "

2     "     Measles                         "             "             "

5     "     Ringworm of Scalp     "             "             "

One patient developed Chicken Pox in Hospital two months after admission.

One patient developed Scarlatina in Hospital 21 days after admission.

There have been 18 cases of Hæmorrhagic Diphtheria all hopeless from the time of admission and all died, some shortly after admission, others lingered on for days, and no treatment benefitted them.

Laryngeal Diphtheria has been very prevalent during the last twelve months.

35 Cases were sent in for operation, of these 10 did not require operation.

Tracheotomy was performed in 25 cases, all of these were urgent cases.

Three were so serious that they died on the table before the operation could be performed



Seven died in 24 hours after the operation from the spreading of Membrane into the Bronchial Tubes.

|   |      |    |       |       |           |      |        |             |
|---|------|----|-------|-------|-----------|------|--------|-------------|
| 1 | Died | 48 | hours | after | operation | from | Heart  | Failure.    |
| 2 | "    | 36 | "     | "     | "         | "    | "      | "           |
| 1 | "    | 20 | days  | "     | "         | "    | Acute  | Nephritis.  |
| 1 | "    | 20 | "     | "     | "         | "    | Severe | Hæmorrhage. |
| 1 | "    | 10 | "     | "     | "         | "    | Heart  | Failure.    |
| 1 | "    | 16 | "     | "     | "         | "    | "      | "           |

One child had Tracheotomy performed at its home and was removed in the ambulance to the Hospital but died on the way.

### COMPLICATIONS.

Twelve cases of Otorrhœa, 31 cases of Albuminuria, 1 case of Acute Nephritis, 26 cases of Strabismus, 42 cases of Palatal Paralysis, 7 cases of General Paralysis, 2 cases of Epileptiform Convulsions, 40 Irregular Pulse, 20 cases of Adenitis (of these 6 were operated on), 6 cases of Herpes.

On admission the following complications were found.

Three cases of Impetigo Scalp, 1 Double Otorrhœa, 5 Tubercular Hip Disease, 2 cases of Empyema, 1 Marasmas.

The deaths numbered 65. Death rate of 13·4 per cent. This is a heavy death rate, being 1·8 per cent. heavier than the preceding year, but the cases have been of a more severe character, 18 Hæmorrhagic Form, all of which died. Laryngeal cases, all severe, 24 patients died within 24 hours after admission. To produce a corrective death rate the latter 24 should be deducted.

### AGE INCIDENCE ON ADMISSION.

| Under 2, | 2 to 4, | 4 to 6, | 6 to 8, | 8 to 10, | 10 to 12, | 12 to 16, | over 16, |
|----------|---------|---------|---------|----------|-----------|-----------|----------|
| 24.      | 74.     | 72.     | 90.     | 52.      | 38.       | 46.       | 88.      |

### AGE INCIDENCE ON DEATH.

| Under 2, | 2 to 4, | 4 to 6, | 6 to 8, | 8 to 10, | 10 to 12, | 12 to 16, | over 16, |
|----------|---------|---------|---------|----------|-----------|-----------|----------|
| 9.       | 20.     | 9.      | 17.     | 7.       | 0.        | 1.        | 2.       |

Average residence in Hospital 35 days.

Longest residence in Hospital 106 days.

Shortest residence in Hospital 8 days.

Three members of Nursing Staff contracted Diphtheria during the year, all newly joined probationers.

Bacteriological examinations have been made of all the throats and no case is discharged until at least two negative swabs are obtained. In some cases as many as 8 or 9 examinations have to be made at intervals of 7 days to obtain the necessary negative result.

### Enteric Fever.

Seventy patients have been admitted during the year, an increase of 13 on the previous year.

Many of the cases had Widal's reaction tried before being sent into Hospital.

In Hospital Widal's reaction was found to be positive in 40 cases, 22 negative, and remainder uncertain.

The Negative Cases.—Two were cases of Pulmonary Tuberculosis, 1 case Acute Pneumonia, 1 Cerebral Meningitis, 1 Broncho Pneumonia, 1 Epilepsy, 1 Apoplexy.

### COMPLICATIONS.

One case of Intestinal Hæmorrhage, 2 Rigors, 1 Bronchitis, 1 Meningitis, 1 Parotitis, 3 cases of Perforation of Bowels, 1 Phlebitis, 1 Otorrhœa, 5 Relapses, 1 Retention of Urine, 1 Hypostatic Congestion of Lungs, 1 Suppurative Adenitis, 1 Axillary Abscess, 1 Alcoholic Meningitis.

Deaths numbered 18. Death rate 25·7 per cent.

Causes of Deaths.—Eight from Exhaustion from Enteric Fever, 2 Phthisis, 3 Perforation and Peritonitis, 1 Meningitis, 3 Pneumonia, 1 Alcoholism.

### AGE INCIDENCE ON ADMISSION.

| Under 2, | 2 to 4, | 4 to 6, | 6 to 8, | 8 to 10, | 10 to 12, | 12 to 16, | over 16, |
|----------|---------|---------|---------|----------|-----------|-----------|----------|
| 0.       | 1.      | 6.      | 7.      | 7.       | 7.        | 10.       | 32.      |

### AGE INCIDENCE ON DEATH.

| Under 2, | 2 to 4, | 4 to 6, | 6 to 8, | 8 to 10, | 10 to 12 | 12 to 16, | over 16, |
|----------|---------|---------|---------|----------|----------|-----------|----------|
| 0.       | 0.      | 0.      | 3.      | 1.       | 1.       | 1.        | 12.      |

Average residence in Hospital 38 days.

Longest residence in Hospital 81 days.

Shortest residence in Hospital 8 days.

No member of the staff contracted Enteric during the year.

### OTHER DISEASES ADMITTED—7.

|   |                        |
|---|------------------------|
| 1 | Case of Erysipelas.    |
| 1 | „ „ following a burn.  |
| 3 | „ Measles.             |
| 1 | „ Measles and Empyema. |
| 1 | „ Cancrum-oris.        |

The cost of Food and Stimulants for the year for all the inmates of the Hospital, including patients and staff, has been 7½d. per head, per day.



## REMOVAL OF PATIENTS HOME.

277 Patients have been sent home at the cost of the Board, for which £44 has been paid for hire of cabs.

## MOTOR AMBULANCE. RUNNING COSTS FOR THE YEAR.

|                                      | £    | s. | d. |
|--------------------------------------|------|----|----|
| Benzol ... ..                        | 42   | 3  | 4  |
| 746 Gallons have been used.          |      |    |    |
| Oil ... ..                           | 8    | 4  | 6  |
| Tyres ... ..                         | 35   | 6  | 7  |
| Repairs and Renewals, including Hire | 72   | 3  | 2  |
|                                      | £157 | 17 | 7  |

## CHAUFFEUR.

|                                       | £    | s. | d. |
|---------------------------------------|------|----|----|
| Wages ... ..                          | 80   | 0  | 0  |
| Uniform ... ..                        | 4    | 10 | 0  |
| Insurance and Licenses ... ..         | 16   | 15 | 0  |
| Depreciation of Car, 10 per cent. ... | 54   | 4  | 0  |
|                                       | 155  | 9  | 0  |
| Total ... ..                          | £313 | 6  | 7  |

The mileage run during the year has been 8,107 miles.

Number of patients removed into Hospital 752.

Average miles per journey 10·8.

Cost for removal of patients, an average of -/7·75 per mile.

Included in this mileage there were two journeys to Abbots Bromley for private patients.

The Isolation Block has been continuously used all through the year for cases of cross infection.

There have been two post-mortems and one inquest during the year.

On March 31st, 1915, 102 patients remained under treatment in Hospital.

## TOTAL PATIENTS:—

|                            |     |       |
|----------------------------|-----|-------|
| Scarlatina ... ..          | 191 | } 752 |
| Diphtheria ... ..          | 484 |       |
| Enteric ... ..             | 70  |       |
| Measles and other Diseases | 7   |       |

## TOTAL DEATHS:—

|                  |            |
|------------------|------------|
| Scarlatina ...   | 1 = 0·5%   |
| Diphtheria ...   | 65 = 13·5% |
| Enteric ...      | 18 = 25·7% |
| Total Death Rate | 84 = 10·4% |

## Statement of Vaccination for the year ending June 30th, 1914

(Furnished by the Vaccination Officers).

| District       | Births | Successfully Vaccinated | Insusceptible | Had Small-pox | Died Un-vaccinated | Postponed by Medical Authority | Certs. of exemption (conscientious objection) | Removals certified | Removals not found and not accounted for | Not dealt with for various reasons |
|----------------|--------|-------------------------|---------------|---------------|--------------------|--------------------------------|---|--------------------|--|------------------------------------|
| BURSLEM ..     | 1407   | 570                     | ..            | ..            | 144                | 10                             | 593   | 6                  | 84                                       | ..                                 |
| FENTON ..      | 908    | 222                     | ..            | ..            | 113                | 189                            | 215   | 6                  | 43                                       | 120                                |
| HANLEY ..      | 2150   | 583                     | 1             | ..            | 256                | 271                            | 435   | 25                 | 191                                      | 388                                |
| LONGTON ..     | 1225   | 627                     | ..            | ..            | 132                | 92                             | 286   | 16                 | 44                                       | 28                                 |
| STOKE ..       | 986    | 369                     | 1             | ..            | 87                 | 92                             | 349   | 8                  | 48                                       | 32                                 |
| TUNSTALL ..    | 911    | 366                     | ..            | ..            | 85                 | ..                             | 407   | ..                 | 53                                       | ..                                 |
| COUNTY BOROUGH | 7587   | 2731                    | 2             | ..            | 817                | 754                            | 2285  | 61                 | 463                                      | 568                                |

**Disinfection.**

Disinfection is now carried out at one central station. The Station has been enlarged during the year and there are now two Washington Lyons Steam Disinfectors with a constant supply of steam. The Chief Inspector of Nuisances has this portion of the work under his immediate supervision. There are employed in this work five men, with a motor van fitted with two bodies. The method of disinfection adopted is as follows:—The surfaces of the infected room are sprayed with  $2\frac{1}{2}$  per cent. of normal solution of Formic Aldehyde and the room sealed up for from five to seven hours. In cases where there is reason to believe that spraying would be harmful to any of the furniture, fumigation by means of formalin lamps is resorted to. All bedding, clothing, &c., which have been exposed to infection are removed to the Central Disinfection Station at Hanley, and disinfected in the Washington Lyons Steam Disinfector.

The cost of disinfection was £562.

There is no Cleansing Station in this area. The Authority should take this matter into consideration. The School Medical Officer has been urging the necessity of a centre.

The total number of houses disinfected during the year was 1,398, and the number of rooms in such houses, 1,726. Some 93 rooms in 10 schools were sprayed. The number of articles passed through the Disinfector totalled 12,103. Six cabs were disinfected during the year, and also 40 police cells.



## Midwives' Act, 1902.

The following is a summary of the work carried out under the Midwives' Act:—

One hundred and ten midwives notified their intention to practice in the County Borough of Stoke-on-Trent during 1914; 11 of these lived outside the Borough, and most of their work is done in the surrounding districts. Twenty-two of the midwives are trained; this means that 80 per cent. of the midwives practising in the Borough are untrained.

During the year two midwives died, two notified that they were ceasing to practice as midwives, and three midwives had their certificates cancelled by the Central Midwives' Board and their names removed from the Midwives' Roll.

Distribution of midwives in the Borough during 1914, and average number of cases attended by them:—

|                  |     |     | No. of<br>Midwives |     | Births attended<br>by Midwives |     | Average number<br>per Midwife |
|------------------|-----|-----|--------------------|-----|--------------------------------|-----|-------------------------------|
| Burslem          | ... | ... | 13                 | ... | 1,157                          | ... | 83·6                          |
| Fenton           | ... | ... | 13                 | ... | 663                            | ... | 51·2                          |
| Hanley           | ... | ... | 19                 | ... | 1,813                          | ... | 95·4                          |
| Longton          | ... | ... | 17                 | ... | 989                            | ... | 58·2                          |
| Stoke            | ... | ... | 23                 | ... | 819                            | ... | 35·6                          |
| Tunstall         | ... | ... | 14                 | ... | 816                            | ... | 58·3                          |
| Whole of Borough | ... | ... | 99                 | ... | 6,257                          | ... | 63·2                          |

Of the 110 midwives 34 per cent. are illiterate. 46 per cent. keep records of the pulse and temperature of their patients during the lying in period. 3 per cent. keep records of the temperature only. 36 per cent. keep no records of pulse or temperature.

### INSPECTION OF BAGS AND APPLIANCES.

On the whole the bags were found clean and tidy, and contained the necessary appliances.

### EXAMINATION OF REGISTERS AND MEDICAL AID RECORD BOOKS.

The Registers are fairly well kept. Several Registers were, on inspection, found not entered up to date. Many of the midwives cannot write or read, and in these cases the Register is only filled up at intervals by a relative or friend.

Only a few midwives keep a satisfactory record of the temperature and pulse. For those midwives who cannot write this is even a greater difficulty than the keeping of the Register. There are many midwives who cannot use the thermometer, in spite of repeated efforts to teach them; and unfortunately there are many midwives who can read it, but who cannot be made to realise the necessity of using it.

## RECORD OF CALLING FOR MEDICAL AID.

There has been a further improvement during the year in the sending of these records to the Medical Officer of Health.

## INSPECTIONS WITH REGARD TO PERSONAL CLEANLINESS.

All the midwives wear washable dresses, and on the whole are satisfactory in this respect.

During 1914 there have been received from the midwives:—

- 620 Records for calling in Medical Aid.
- 204 Ophthalmia Notifications.
- 14 Notifications of death of new-born children.
- 4 Notification of death of the mother.
- 221 Still Births on special forms.

The 620 records of calling for Medical Aid were divided as follows:—

- 292 for abnormality or complication during labour.
- 147               ,               "               "               lying-in-period.
- 181               ..               "               "               in the case of the child.

During the year there has been a marked improvement amongst the midwives as regards sending in records of calling for medical aid, 620 having been received as compared with 337 during 1913.

## Medical Records, 1914.

### ABNORMALITY OR COMPLICATION DURING LABOUR:

|                                   |     |     |     |     |     |
|-----------------------------------|-----|-----|-----|-----|-----|
| Abortion                          | ... | ... | ... | ... | 18  |
| Delay and Prolonged Labour        | ... | ... | ... | ... | 124 |
| Malpresentation                   | ... | ... | ... | ... | 37  |
| Prolapse of Uterus                | ... | ... | ... | ... | 6   |
| Hæmorrhage, ante-partum           | ... | ... | ... | ... | 26  |
| "           post-partum           | ... | ... | ... | ... | 14  |
| Retained Placenta or Membranes... | ... | ... | ... | ... | 30  |
| Placenta Prævia                   | ... | ... | ... | ... | 3   |
| Ruptured Perinæum                 | ... | ... | ... | ... | 27  |
| Contracted Pelvis                 | ... | ... | ... | ... | 7   |

---

292

---



# ABNORMALITY OR COMPLICATION DURING THE LYING IN:

|                               |     |                 |
|-------------------------------|-----|-----------------|
| Rigor or high temperature ... | ... | 33              |
| "Chill" ...                   | ... | 10              |
| Abdominal pain ...            | ... | 20              |
| "Fits" ...                    | ... | 9               |
| Vomiting ...                  | ... | 2               |
| Diarrhoea ...                 | ... | 2               |
| Headache ...                  | ... | 27              |
| Puerperal Mania ...           | ... | 2               |
| Phlegmasia ...                | ... | 6               |
| Bronchitis ...                | ... | 7               |
| Intestinal Trouble ...        | ... | 2               |
| Debility ...                  | ... | 22              |
| Syncope ...                   | ... | 5               |
|                               |     | <hr/> 147 <hr/> |

# ABNORMALITY OR COMPLICATION IN THE CASE OF THE CHILD:

|                             |     |                 |
|-----------------------------|-----|-----------------|
| Prematurity ...             | ... | 30              |
| Debility ...                | ... | 38              |
| Stillbirth ...              | ... | 20              |
| Malformation ...            | ... | 16              |
| Convulsions ...             | ... | 21              |
| Inflammation of the Eyes .. | ... | 42              |
| Jaundice ...                | ... | 8               |
| Skin Eruption ...           | ... | 2               |
| Hernia ...                  | ... | 2               |
| Circumcision ...            | ... | 2               |
|                             |     | <hr/> 181 <hr/> |

## **Puerperal Fever.**

There were 27 cases of Puerperal Fever notified during 1914, nine proved fatal.

|             | Doctor<br>in attendance | Midwife<br>in attendance | Doctor and<br>Midwife<br>in attendance | Total          |
|-------------|-------------------------|--------------------------|--|----------------|
| Burslem ... | 2                       | 8                        | —                                      | 10             |
| Hanley ...  | —                       | 3                        | 2                                      | 5              |
| Longton ..  | —                       | 1                        | 1                                      | 2              |
| Stoke ...   | 2                       | 2                        | 3                                      | 7              |
| Tunstall .. | 2                       | —                        | —                                      | 2              |
| Fenton ...  | —                       | —                        | 1                                      | 1              |
|             |                         | <hr/> 6                  | <hr/> 7                                | <hr/> 27 <hr/> |

## DEATHS ASSIGNED TO PREGNANCY OR CHILD-BIRTH.

|      | Puerperal<br>Fever | Other<br>Diseases | Totals | Rate per<br>1,000 births |
|------|--------------------|-------------------|--------|--------------------------|
| 1910 | 6                  | 22                | 28     | 3.7                      |
| 1911 | 16                 | 21                | 37     | 5.0                      |
| 1912 | 5                  | 27                | 32     | 4.3                      |
| 1913 | 7                  | 20                | 27     | 3.5                      |
| 1914 | 9                  | 29                | 38     | 5.0                      |

The rate per 1,000 births in England and Wales was in 1913—3.96.

All cases of Puerperal Fever in which a midwife alone was in attendance were inquired into. Two midwives were reported to the Committee in connection with the above cases.

During 1914, 10 midwives were reported to the Committee for 19 offences:—

- Two for failing to notify a case of Ophthalmia.
- One for delaying to notify Ophthalmia cases.
- One for failing to advise medical aid in a case of Ophthalmia.
- Five for failing to advise medical aid in cases of illness.
- One for attending a lying in woman for over 10 days and failing to note this fact in her register, in a case which developed Puerperal Fever.
- One for leaving a lying in woman before the arrival of the doctor.
- One for failure to notify a birth.
- One for ceasing to attend a patient before the expiration of the tenth day, though the patient was still ill.
- One for systematically failing to keep her register.
- Four for failing to notify that medical help had been required.
- One for neglecting to wash and properly to attend to a lying in woman.

Seven of these midwives were reported to the Central Midwives' Board, and in three cases their certificates were cancelled.

**Uncertified Midwives.**

Visits were made in all cases where uncertified midwives attended confinements. One woman was reported to the Committee and was proceeded against for practising as a midwife habitually and for gain. She was fined £2 and costs.

**Infantile Mortality.**

The total number of deaths of infants under the age of one year was 1,101, being equal to an infantile mortality rate of 144 per 1,000 births. In 1913 it was 169, and in 1912 it was 128.

The infantile mortality rate in the 97 great towns was 114.



Only five of the 97 great towns had a higher infantile mortality rate than Stoke. These were: Middlesbrough 150, Barnsley 155, Burnley 157, Nottingham 145, Gateshead 148.

During the ten years 1904—13, the infantile mortality rate for the County Borough averaged 170. During 1914, 1913 and 1912, the rates for the six districts were:—

|              | 1914 | 1913 | 1912 |
|--------------|------|------|------|
| Burslem ...  | 171  | 193  | 145  |
| Fenton ...   | 137  | 157  | 127  |
| Hanley ...   | 147  | 161  | 129  |
| Longton ...  | 145  | 196  | 122  |
| Stoke ...    | 112  | 120  | 90   |
| Tunstall ... | 131  | 177  | 147  |

Of the 1,101 infants who died in the County Borough before reaching the age of 12 months:—

203, or 18·4 per cent., died in the first week,  
 42, or 3·8 per cent., died in the second week,  
 43, or 3·9 per cent., died in the third week, and  
 27, or 2·4 per cent., died in the fourth week.

The number of deaths in the first month was 315, or 28·5 per cent. of the total number of deaths.

20·3 per cent. of the infants died between the ages of one and three months, 20·0 per cent. between the ages of three and six months, 17·5 per cent. between the ages of six and nine months, and 13·7 per cent. between the ages of nine and twelve months.

This year 28 per cent. of the infant deaths occurred in children under one month old, compared to 29 per cent. in 1913.

It will be seen from the following table what an important part the following diseases play in the infant mortality of the district. Enteritis and Diarrhoea accounted for 265 deaths, Premature Birth 168, Convulsions 68, Bronchitis 69, Tuberculous Diseases 33, Pneumonia 100, Atrophy and Debility 199, Congenital defects 20.

TABLE 5.

Being Table IV. of the Local Government Board.

Infant Mortality occurring in the Borough and Six Districts, 1914.

| Causes of Death                       | Under 1 week | 1-2 weeks | 2-3 weeks | 3-4 weeks | Total under 4 weeks | 4 weeks and under 3 months | 3 months and under 6 months | 6 months and under 9 months | 9 months and under 12 months | Burslem | Fenton | Hanley | Longton | Stoke | Tunstall | Total deaths under 1 year |
|---------------------------------------|--------------|-----------|-----------|-----------|---------------------|----------------------------|-----------------------------|-----------------------------|------------------------------|---------|--------|--------|---------|-------|----------|---------------------------|
| All Causes { Certified<br>Uncertified | 186          | 42        | 42        | 27        | 297                 | 218                        | 216                         | 189                         | 146                          | 236     | 114    | 316    | 176     | 107   | 117      | 1066                      |
| Small-pox ..                          | 17           | ..        | ..        | ..        | 18                  | 6                          | 4                           | 4                           | 3                            | 11      | 6      | 6      | 3       | 4     | 5        | 35                        |
| Chicken-pox ..                        | ..           | ..        | ..        | ..        | ..                  | 1                          | ..                          | ..                          | ..                           | 1       | ..     | ..     | ..      | ..    | ..       | 1                         |
| Measles ..                            | ..           | ..        | ..        | ..        | ..                  | ..                         | 1                           | 9                           | 12                           | ..      | 1      | 8      | 3       | 8     | 2        | 22                        |
| Scarlet Fever ..                      | ..           | ..        | ..        | ..        | ..                  | ..                         | ..                          | ..                          | ..                           | ..      | ..     | ..     | ..      | ..    | ..       | ..                        |
| Whooping Cough ..                     | ..           | ..        | 2         | ..        | 2                   | 5                          | 5                           | 12                          | 15                           | 11      | 2      | 16     | 3       | 6     | 1        | 39                        |
| Diphtheria and Croup ..               | ..           | ..        | ..        | ..        | ..                  | ..                         | ..                          | 2                           | 1                            | 1       | ..     | ..     | ..      | 1     | 1        | 3                         |
| Erysipelas ..                         | ..           | ..        | ..        | ..        | ..                  | ..                         | ..                          | ..                          | ..                           | ..      | ..     | ..     | ..      | ..    | ..       | ..                        |
| Tuberculous Meningitis ..             | ..           | ..        | ..        | ..        | ..                  | 1                          | 2                           | 4                           | 1                            | ..      | 2      | 4      | 1       | 1     | ..       | 8                         |
| Abdominal Tuberculosis ..             | ..           | ..        | ..        | ..        | ..                  | 2                          | 9                           | 2                           | 3                            | 1       | ..     | 3      | 9       | ..    | 3        | 16                        |
| Other Tuberculous Diseases ..         | ..           | ..        | ..        | ..        | ..                  | 1                          | 4                           | 2                           | 2                            | ..      | ..     | 8      | 1       | 4     | ..       | 9                         |
| Meningitis ..                         | ..           | ..        | ..        | ..        | ..                  | 2                          | 6                           | 3                           | 6                            | 3       | 1      | 7      | 1       | 4     | 1        | 17                        |
| Convulsions ..                        | 10           | 1         | 4         | 4         | 19                  | 19                         | 13                          | 10                          | 7                            | 11      | 5      | 16     | 9       | 11    | 16       | 68                        |
| Laryngitis ..                         | ..           | ..        | ..        | 1         | 1                   | ..                         | ..                          | 17                          | 1                            | ..      | ..     | 1      | 1       | ..    | ..       | 2                         |
| Bronchitis ..                         | ..           | ..        | 1         | 1         | 2                   | 19                         | 23                          | 17                          | 8                            | 12      | 6      | 11     | 16      | 11    | 13       | 69                        |
| Pneumonia (all forms) ..              | ..           | 2         | 3         | 1         | 6                   | 10                         | 17                          | 35                          | 32                           | 26      | 16     | 32     | 16      | 6     | 4        | 100                       |
| Diarrhoea ..                          | 1            | ..        | 2         | 1         | 4                   | 52                         | 70                          | 45                          | 34                           | 55      | 21     | 48     | 52      | 16    | 13       | 205                       |
| Enteritis ..                          | 1            | 1         | 2         | 1         | 5                   | 17                         | 16                          | 12                          | 10                           | 3       | 1      | 27     | 14      | 6     | 9        | 60                        |
| Gastritis ..                          | ..           | ..        | 1         | ..        | 1                   | 3                          | 1                           | 2                           | 2                            | 3       | ..     | 5      | 1       | ..    | ..       | 9                         |
| Syphilis ..                           | 4            | 1         | 1         | 1         | 7                   | 7                          | 1                           | ..                          | 1                            | 4       | 1      | 4      | 4       | 2     | 1        | 16                        |
| Rickets ..                            | ..           | ..        | ..        | ..        | ..                  | ..                         | 1                           | 2                           | ..                           | ..      | ..     | 2      | 3       | 1     | ..       | 3                         |
| Suffocation, overlying ..             | 1            | 1         | ..        | ..        | 2                   | 6                          | 1                           | 1                           | ..                           | 3       | 2      | ..     | ..      | ..    | 2        | 10                        |
| Injury at Birth ..                    | 5            | ..        | 1         | ..        | 6                   | ..                         | ..                          | ..                          | ..                           | 1       | 1      | 3      | 1       | ..    | ..       | 6                         |
| Atelectasis ..                        | 3            | 1         | ..        | ..        | 4                   | ..                         | ..                          | ..                          | ..                           | ..      | ..     | 2      | 1       | ..    | 1        | 4                         |
| Congenital Malformations ..           | 7            | 1         | 2         | ..        | 10                  | 4                          | 4                           | ..                          | 2                            | ..      | ..     | 10     | 2       | 3     | 3        | 20                        |
| Premature Birth ..                    | 118          | 18        | 11        | 3         | 150                 | 14                         | 3                           | 1                           | ..                           | 39      | 25     | 50     | 15      | 16    | 23       | 168                       |
| Atrophy, Debility and Marasmus ..     | 51           | 16        | 9         | 9         | 85                  | 55                         | 30                          | 25                          | 4                            | 63      | 29     | 50     | 18      | 19    | 20       | 199                       |
| Other Causes ..                       | 2            | ..        | 4         | 5         | 11                  | 6                          | 13                          | 9                           | 8                            | 8       | 7      | 15     | 8       | ..    | 9        | 47                        |
| Totals ..                             | 203          | 42        | 43        | 27        | 315                 | 224                        | 220                         | 193                         | 149                          | 247     | 120    | 322    | 179     | 111   | 122      | 1101                      |

Nett Births in the year—Legitimate, 7322; Illegitimate, 318.

Nett Deaths in the year—Legitimate Infants, 1011; Illegitimate Infants, 90.



## Deaths under one year per 1,000 Births in the Borough.

| Year | Total Births | From all causes | From Diarrhoea | From all causes, excluding Diarrhoea | From Respiratory Diseases | From Debility, Congenital Defects and Premature Births | From Measles | From Whooping Cough |
|------|--------------|-----------------|----------------|--------------------------------------|---------------------------|--|--------------|---------------------|
| 1910 | 7580         | 149             | 18.4           | 130.6                                | 21.1                      | 50.9   | 3.0          | 3.4                 |
| 1911 | 7357         | 203             | 70.6           | 132.4                                | 22.2                      | 57.7   | 2.8          | 5.3                 |
| 1912 | 7399         | 128             | 15.2           | 104.8                                | 20.8                      | 50.8   | 1.7          | 4.7                 |
| 1913 | 7642         | 169             | 29.5           | 140.5                                | 30.0                      | 59.0   | 5.6          | 6.9                 |
| 1914 | 7640         | 144             | 39.9           | 104.1                                | 22.3                      | 50.6   | 2.9          | 5.1                 |

Average rate for the ten years 1905—14 ... 165  
 Highest rate for the ten years (1911) ... 203  
 Lowest rate for the ten years (1912) ... 128

## Statistics for England and Wales.

|   |                                   |  |
|---|-----------------------------------|--|
| Average Infantile Mortality for 10 years ending 1911. | Average from Diarrhoeal Diseases. | From all Causes excluding Diarrhoeal Diseases. |
| 129.8   | 22.8                              | 107.0  |

Table showing the percentage of married women working in certain Towns at the Census of 1911, and the Average Infantile Mortality for the five years, 1907—11:—

| TOWN               | Population 1911 | Percentage Working | Average Infantile rate for 5 years, 1907-11 |
|--------------------|-----------------|--------------------|---|
| Blackburn ...      | 133,052         | 44.4               | 150   |
| Burnley ...        | 106,322         | 41.4               | 178   |
| Preston ...        | 177,088         | 35.9               | 155   |
| STOKE-ON-TRENT ... | 234,534         | 21.9               | 170   |
| Huddersfield ...   | 88,488          | 13.2               | 107   |
| Northampton ...    | 90,964          | 12.5               | 113   |
| Bristol ...        | 357,048         | 11.8               | 111   |
| Walsall ...        | 92,115          | 11.2               | 143   |
| Wolverhampton ...  | 95,328          | 9.8                | 128   |
| Wigan ...          | 89,152          | 9.4                | 163   |
| Portsmouth ...     | 231,141         | 8.1                | 110   |
| Derby ...          | 123,410         | 7.1                | 113   |
| Cardiff ...        | 182,259         | 6.3                | 121   |
| Birkenhead ...     | 130,794         | 6.2                | 128   |
| Newcastle ...      | 266,603         | 5.3                | 127   |
| Middlesbrough ...  | 104,767         | 5.4                | 157   |
| St. Helens ...     | 96,551          | 4.1                | 142   |
| Aberdare ...       | 50,830          | 3.3                | 162   |

# COUNTY BOROUGH OF STOKE-ON-TRENT.

INCIDENCE OF INFANTILE MORTALITY  
IN THE VARIOUS WARDS OF THE - - -  
BOROUGH DURING THE YEAR 1914

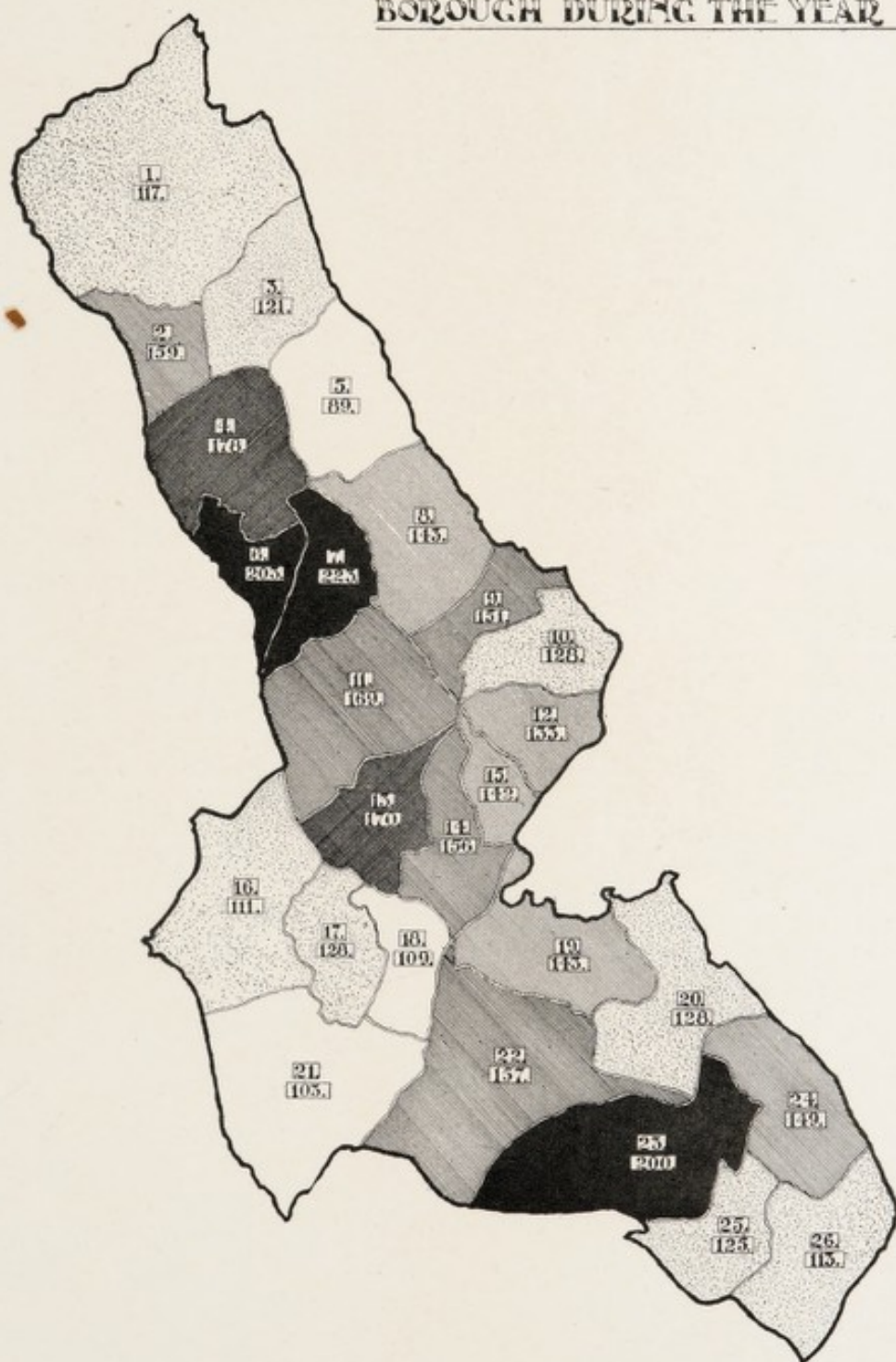
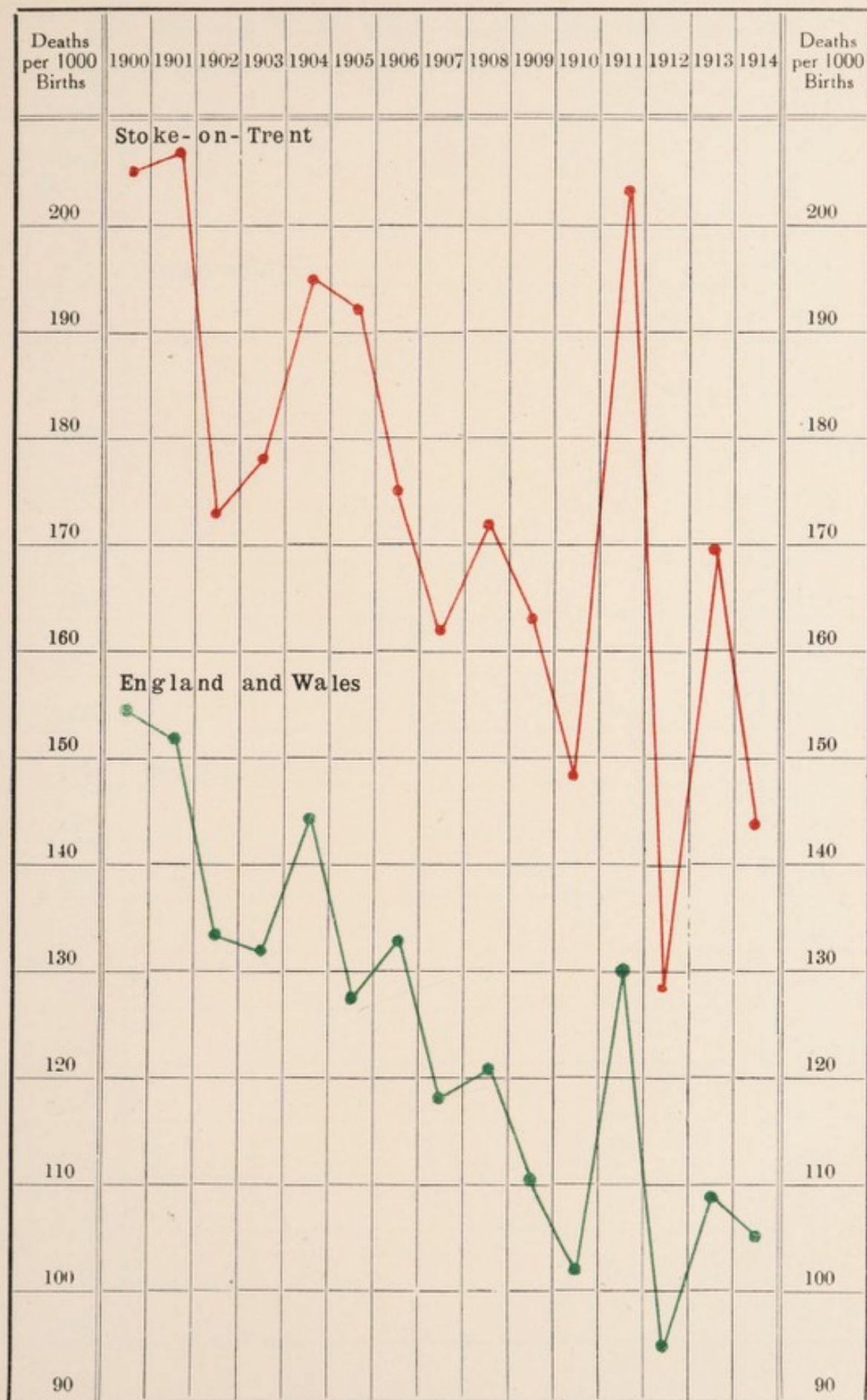






Chart showing Infantile Mortality Rate in Stoke-on-Trent and  
England and Wales during the past Fifteen years.






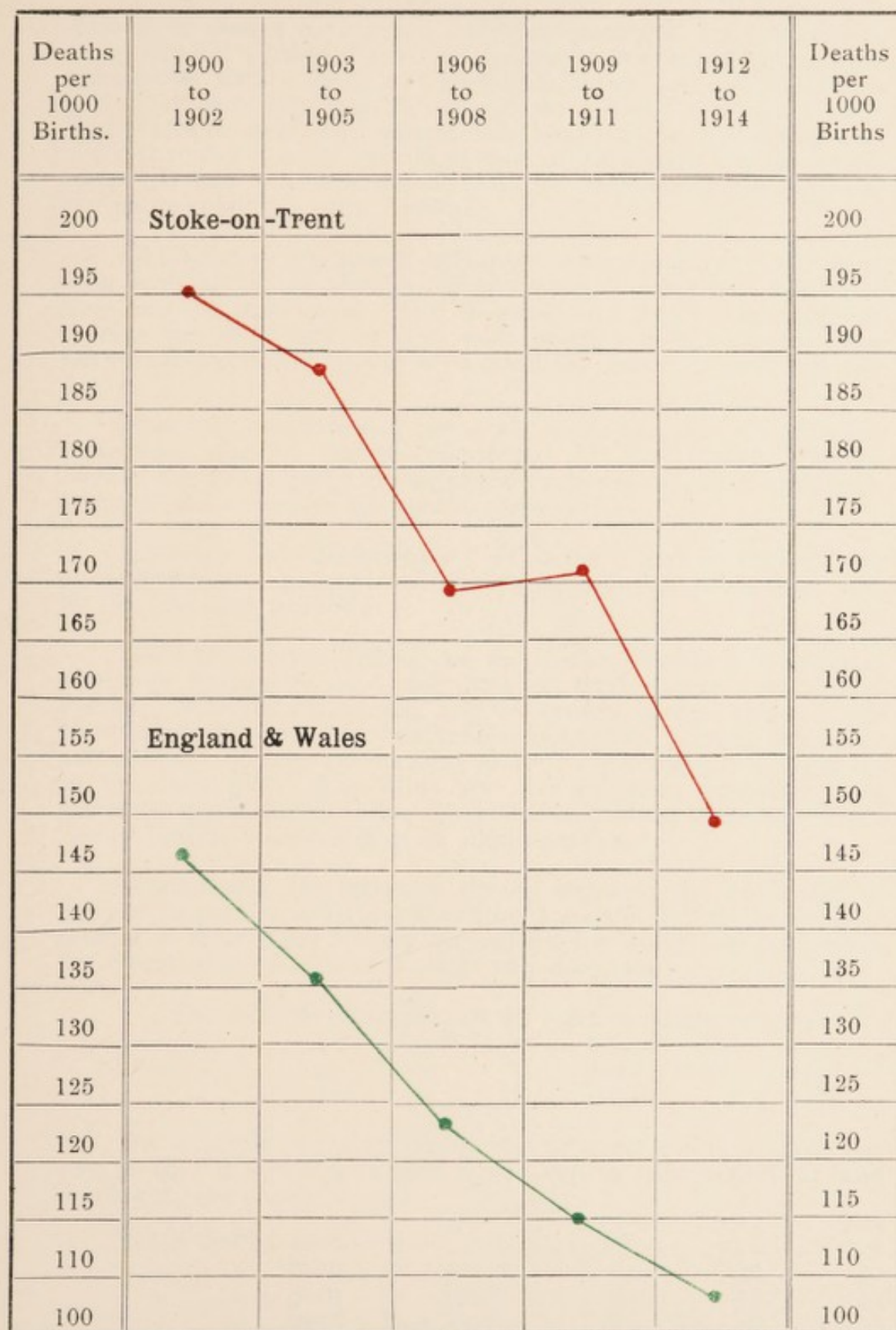



Chart showing Infantile Death Rate in Stoke-on-Trent and England and Wales in Three Yearly Periods from 1900 to 1914.





Chas. H. Johnson, Esq., New York City  
and Wm. H. Johnson, Esq., New York City



The following routine measures are employed in the district for combating infantile mortality:—

Insanitary housing conditions are dealt with as follows: The removal of cesspit closets and Rochdale pans and large ashpits is being steadily carried out. The Authority now requires a proper water-closet with a flush, and an ashbin, in all cases of alterations and in all new premises throughout the County Borough. The Public Health Acts Amendment Act, 1907, has been adopted, and under that Act a more general scheme of alterations can be undertaken. It was with this object that the adoption of the Act was first contemplated by the Authority.

All insanitary conditions, including unpaved backyards, are being dealt with as far as possible by the District Inspectors whenever they may be discovered. The Housing and Town Planning Act enables the Authority to deal with insanitary houses—the two Divisional Inspectors having been specially named to carry out this Act.

Domestic overcrowding is dealt with through the District Inspectors, also by leaflets distributed by the Health Visitors. Houses Let in Lodgings are regulated by bye-laws, which have been adopted, and are under the special inspector.

Ignorance and “fecklessness” of mothers, and insufficient care at childbirth, and ignorance of infantile hygiene, are being dealt with by the following methods:—

The Lady Medical Officer and the Health Visitors give help and directions personally, and distribute leaflets dealing with Infant Feeding, Domestic Cleanliness, and the general care of babies. The Notification of Births Act has been adopted and is being efficiently administered. Instructions in these matters are being given in schools to the older girls. The Midwives' Act is being gradually more efficiently administered. The Lady Medical Officer and some of the Senior Health Visitors aid in its administration.

In addition to the measures already indicated, the whole staff of District Inspectors and Health Visitors are employed in the summer months in more rapid visiting throughout the worst districts, and in the distribution of leaflets dealing with diarrhoea.

The infantile mortality rate for the first quarter was 142

|   |   |   |   |        |   |     |
|---|---|---|---|--------|---|-----|
| “ | “ | “ | “ | second | “ | 129 |
| “ | “ | “ | “ | third  | “ | 185 |
| “ | “ | “ | “ | fourth | “ | 117 |

The infantile mortality rate in the 97 great towns in 1910 was 115, in 1911 it was 140, in 1912 it was 101, in 1913 it was 117, and in 1914 it was 114.

|                                | 1912 | 1913 | 1914 |
|--------------------------------|------|------|------|
| No. of deaths under 1 week ... | 205  | 216  | 203  |
| “ “ from 1 to 2 weeks...       | 51   | 67   | 42   |
| “ “ from 2 to 3 weeks...       | 52   | 58   | 43   |
| “ “ from 3 to 4 weeks...       | 45   | 48   | 27   |
| Total in first month ...       | 353  | 389  | 315  |



|                                     |     |     |     |
|-------------------------------------|-----|-----|-----|
| No. of deaths from 1 to 3 months... | 196 | 258 | 224 |
| " " from 3 to 6 months...           | 178 | 237 | 220 |
| " " from 6 to 9 months...           | 124 | 210 | 193 |
| " " from 9 to 12 months             | 96  | 201 | 149 |

Method of feeding in 934 deaths that have been enquired into:—

| District          | MOTHER NOT WORKING |                  |       | MOTHER WORKING |                  |       |
|-------------------|--------------------|------------------|-------|----------------|------------------|-------|
|                   | Breast Fed         | Artificially Fed | Mixed | Breast Fed     | Artificially Fed | Mixed |
| Hanley .. ..      | 121                | 73               | 10    | 16             | 29               | 3     |
| Burslem .. ..     | 69                 | 48               | 15    | 29             | 51               | 13    |
| Tunstall .. ..    | 35                 | 48               | 1     | 11             | 22               | 3     |
| Longton .. ..     | 51                 | 34               | 2     | 35             | 43               | 1     |
| Fenton .. ..      | 37                 | 35               | 1     | 18             | 13               | 1     |
| Stoke .. ..       | 35                 | 15               | 1     | 5              | 6                | 4     |
| County Borough .. | 348                | 253              | 30    | 114            | 164              | 25    |

### NOTIFICATION OF BIRTHS ACT.

Births reported under the Notification of Births Act in the various Wards during 1914:—

| No. of Ward | No. of births notified |
|-------------|------------------------|
| 1 .. ..     | 342                    |
| 2 .. ..     | 327                    |
| 3 .. ..     | 240                    |
| 4 .. ..     | 275                    |
| 5 .. ..     | 213                    |
| 6 .. ..     | 363                    |
| 7 .. ..     | 273                    |
| 8 .. ..     | 307                    |
| 9 .. ..     | 449                    |
| 10 .. ..    | 319                    |
| 11 .. ..    | 336                    |
| 12 .. ..    | 284                    |
| 13 .. ..    | 280                    |
| 14 .. ..    | 204                    |
| 15 .. ..    | 253                    |
| 16 .. ..    | 261                    |
| 17 .. ..    | 210                    |
| 18 .. ..    | 247                    |
| 19 .. ..    | 251                    |
| 20 .. ..    | 320                    |
| 21 .. ..    | 262                    |

Births—*continued*.

| No. of<br>Ward. | No. of births<br>notified |
|-----------------|---------------------------|
| 22 .. ...       | 273                       |
| 23 ... ..       | 329                       |
| 24 ... ..       | 368                       |
| 25 ... ..       | 257                       |
| 26 ... ..       | 367                       |

7,480

Number of Still Births ... 366

Total Notified ... .. 7,846

7,846 Births were notified in the County Borough of Stoke-on-Trent during 1914, of these 6,257 births, or 79·7 per cent., were attended by midwives.

## Births notified:—

|                      | Total | Doctors<br>in<br>attendance | Midwives<br>in<br>attendance | Public<br>Institutions | Uncertified<br>Midwives in<br>attendance |
|----------------------|-------|-----------------------------|------------------------------|------------------------|--|
| Hanley .. ..         | 2217  | 400                         | 1813                         | —                      | 4  |
| Burslem .. ..        | 1525  | 368                         | 1157                         | —                      | —  |
| Longton .. ..        | 1251  | 261                         | 989                          | 1                      | —  |
| Stoke .. ..          | 1019  | 182                         | 819                          | 18                     | —  |
| Tunstall .. ..       | 963   | 135                         | 816                          | 12                     | —  |
| Fenton .. ..         | 871   | 207                         | 663                          | —                      | 1  |
| Stoke-on-Trent .. .. | 7846  | 1553                        | 6257                         | 32                     | 5  |

All cases attended by midwives are visited about the 4th or 5th day. The Mothers are encouraged to feed their babies naturally, even if this can only be done for a short time.

The sleeping arrangements for the baby is also enquired into, and the parents are recommended to provide a cot, cradle or basket. Subsequent visits show, however, that in many instances little has been done to provide for the baby sleeping alone.

That the first visit should be made early is very necessary—as frequently a baby is found to be suffering from inflammation of the eyes or some other condition which requires immediate attention.

The supervision of the work of the midwives is materially increased by visits in the early puerperum, and any neglect of duties discovered is dealt with.



Those homes which are found on the first or subsequent visits to be unsatisfactory are revisited frequently. The number of revisits made depending on each individual case.

Births attended by medical practitioners are visited when the doctor has ceased to attend, usually about the 12th or 14th day.

The long tubed bottle is still used by many mothers who artificially feed their babies.

Visits to expectant mothers have been few. This branch of the work promises to extend under the influence of the Mothers' Welcome.

Table showing the feeding of 5,839 babies who were living at the end of December, 1914:—

| District |     |     |     | Total | Breast Fed | Mixed | Artificially Fed |
|----------|-----|-----|-----|-------|------------|-------|------------------|
| Hanley   | ... | ... | ... | 1776  | 1499       | 35    | 242              |
| Burslem  | ... | ... | ... | 1164  | 799        | 117   | 248              |
| Tunstall | ... | ... | ... | 627   | 494        | 37    | 96               |
| Fenton   | ... | ... | ... | 680   | 591        | 29    | 60               |
| Longton  | ... | ... | ... | 933   | 712        | 35    | 186              |
| Stoke    | ... | ... | ... | 659   | 536        | 13    | 110              |
|          |     |     |     | 5839  | 4631       | 266   | 942              |

There were 366 still births notified during 1914.

|          |     |     |     | Attended by |          |                      | Occurring in Public Institutions |
|----------|-----|-----|-----|-------------|----------|----------------------|----------------------------------|
|          |     |     |     | Doctors     | Midwives | Uncertified Midwives |                                  |
| Burslem  | ... | ... | ... | 35          | 59       | ...                  | ...                              |
| Fenton   | ... | ... | ... | 12          | 15       | ...                  | ...                              |
| Hanley   | ... | ... | ... | 27          | 65       | ...                  | ...                              |
| Longton  | ... | ... | ... | 18          | 42       | ...                  | ...                              |
| Stoke    | ... | ... | ... | 19          | 19       | ...                  | 1                                |
| Tunstall | ... | ... | ... | 20          | 33       | ...                  | 1                                |
| Total    |     |     |     | 131         | 233      | ...                  | 2                                |

Summary of Visits paid by the Lady Medical Officer and six Health Visitors in 1914:—

|                                  |     |       |
|----------------------------------|-----|-------|
| Infants under one year—First     | ... | 6,784 |
| Revisits                         | ... | 9,846 |
| Visits to cases of Ophthalmia    | ... | 605   |
| Still Births and Death Enquiries | ... | 1,206 |
| Midwives' Visits                 | ... | 365   |
| Phthisis Visits                  | ... | 2,453 |
| Wasted Visits—out, removed, etc. | ... | 3,015 |
| Special Visits                   | ... | 560   |

### Maternity and Child Welfare.

A special memorandum on Child Welfare work has recently been issued by the Local Government Board, which has drawn special attention to the establishment of Maternity Centres for treatment of infant ailments and also to the need for efforts for the welfare of children being continued up to school age. The Government has also undertaken through the Local Government Board to contribute towards the expenses of Child Welfare work.

Through the Board of Education also, grants are now made towards the expenses of Mothers' Welcomes, which undertake systematic instruction and education of mothers in Child Welfare.

On the instruction of the Health Committee I submitted the following reports, and the Council is being asked to sanction such portion of the work suggested as will not entail any further burden on the Rates, when the grant from the Local Government Board is taken into consideration.

*To the Chairman and Members of the Infantile Mortality Sub-Committee.*

Gentlemen,

In accordance with your instructions I beg to submit the following report on the Circular of the Local Government Board dealing with Child Welfare.

The object of the Circular of the Local Government Board of the 30th July, 1914, dealing with the subject of Maternity and Child Welfare is, broadly speaking, to indicate the necessity for more extended and systematic measures than have hitherto been generally adopted in relation to Child Welfare, and to inform the Authority that an annual grant in aid of the work will, in future, be made from the funds at the disposal of the Local Government Board and the Board of Education. A grant may be made amounting to one half the expenditure of the Local Authority or Voluntary Association.

The grants in aid will be made towards the salaries of the Health Visitors and other officers engaged in the work of Child Welfare, as well as in the aid of provision of medical and surgical



advice and treatment for expectant mothers and infants; children not on a school register; also the work of home visiting of the mothers, infants, and children not on a school register; of the expense in the provision of maternity beds at a hospital; the cost of measures for ensuring the mother having skilled and prompt attention during confinement at home, and in the provision of treatment of complications arising after confinements in both the mother and the child.

The Board suggest that the work be carried out by:—

(1) The appointment of a sufficient number of Health Visitors so as to ensure efficient home visiting of expectant mothers, infants, and children up to school age. (At present in Stoke only the infants are systematically visited.)

(2) The establishment of a Maternity Centre or Dispensary at which medical advice and treatment could be given to expectant mothers, babies, and children up to school age; and incidentally, instruction to mothers in the management and care of infant children.

(3) The provision of skilled and prompt attendance for mothers being confined at home.

(4) The provision of maternity beds in a hospital for complicated cases of pregnancy, and for the treatment of Puerperal Fever and Ophthalmia Neonatorum and other complications arising after confinement, whether in a mother or a child.

Towards all this work the Local Government Board would give a grant amounting to not more than half the expenditure.

The Circular points out that a grant will be made by the Board of Education in the case of schools for mothers which are primarily educational, providing training and instruction for mothers in the care and management of infants and possibly including systematic classes, home visiting and infant consultation, treatment being only incidental.

The grants can be made to Local Authorities or directly to voluntary agencies, or through the Local Authorities to the voluntary agencies.

In Stoke-on-Trent, the Council, through the Health Committee, have provided a certain number of Health Visitors with a Lady Medical Officer. They undertake the work of home visiting of infants in connection with the Notification of Births' Act, and the enquiries into the deaths of infants, and work in connection with the notification of Ophthalmia Neonatorum and the local supervision of midwives. The Council also provide nurses for home nursing of cases of Ophthalmia Neonatorum, and pay for a few cases treated in hospitals. On the initiative of Mrs. Wedgwood there has been organised, in co-operation with the Health Department, a Voluntary Association and a number of Mothers' Welcomes, the Health Visitors and Lady Medical Officer assisting as far as possible in the active conduct of the work.



The cost to the Corporation of this work is about £1,100 per annum, exclusive of what it might cost Mrs. Wedgwood and the Voluntary Association.

I advise that the Authority should extend its work under the Health Committee in this area in the manner suggested by the Local Government Board; the whole of the measures indicated in the Circulars of the Local Government Board and the Board of Education would be, with the exception of systematic classes, thus practically covered, as there is a good deal of overlapping in the Circulars.

The Local Authority could apply to the Local Government Board for the grant, and if it be necessary also to the Board of Education.

Systematic classes in Domestic and Personal Hygiene, Home Nursing, Sewing and Cookery, in which the lessons must not be less than thirty minutes to one hour in duration, and which might be regarded as more strictly educational might be undertaken by the Education Committee; they might be arranged for at the Maternity Centres if desirable.

In order to develop the work on the lines indicated by the Local Government Board, I would advise the establishment of a Maternity Centre at Stoke, with a branch at each end of the area on the same principles at the Tuberculosis Dispensaries. At this centre and its branches, clinics could be established for expectant mothers, and systematic advice and treatment for infants and children up to school age. These clinics would be held on certain days in the week at convenient hours. The Mothers' and Babies' Welcomes should be co-ordinated with the Maternity Clinics, and in the case of Stoke, Longton and Burslem, the Health Visitors' Association should be asked to have the Welcomes at the Maternity Centres. In order to carry out the home visiting of expectant mothers and infants and children under school age, it would be necessary to provide additional Health Visitors. The Health Visitors would seek the co-operation of the midwives in the area in their work.

In making provision for maternity beds at a hospital for complicated cases of pregnancy, and for the confinement of sick women, if arrangements could be made with the present voluntary hospitals to place beds at the service of the Corporation, the matter would be dealt with comparatively easily, but, failing that, a few beds could be provided at the Central Maternity Centre.

For treatment in hospital of complications arising after parturition, I would suggest that provision might be made at the Stanfield Hospital. Four or five beds might suffice, and additional accommodation to that extent might be necessary.

To ensure the mothers receiving prompt and skilful attention during confinement at home, arrangements should be made with general practitioners whereby in return for prompt attendance when summoned by a midwife, under certain conditions in the case of the poorer classes, a fee would be guaranteed by the Authority.



The training of local women to act as midwives might, I think, be included in the scheme, as well as the actual payment of midwives in certain cases for attendance on women at confinement.

The Committee will realise that the question is a large one and the measures to be taken comprehensive. I gather that the Local Government Board consider the matter one of some urgency, especially under present circumstances, and they desire to know what further work the Authority proposes to undertake. It would be possible within a comparatively short time to make temporary arrangements for carrying on certain parts of the work at a cost which would be well within the sum that would be received as a grant in aid.

I would suggest that the Committee instruct me to report as soon as possible, to a Special Meeting if necessary, on the arrangements required to carry out those portions of the work which might be desirable to embark upon at once, with an estimate of the cost and the amount of grant the Local Government Board will be prepared to make.

I am, Gentlemen,

Your obedient servant,

G. PETGRAVE JOHNSON,  
Medical Officer of Health.

November 3rd, 1914.

---

*To the Chairman and Members of the Infantile Mortality Sub-Committee.*  
Gentlemen,

In accordance with your instructions I beg to submit the following report setting out a scheme for a Maternity Centre with extension of Child Welfare work in the area.

I would place the various elements of the scheme in the following order of importance and expediency:—

- (1) The systematic visiting of infants and children not on a school register.
- (2) The home visiting of expectant mothers.
- (3) The provision of systematic advice and treatment for infants at a Baby Clinic or Infant Dispensary.
- (4) The continuance of these clinics and dispensaries so as to be available for children up to the age when they are entered on a school register.
- (5) An ante-natal clinic for expectant mothers.
- (6) Such assistance as may be needed to ensure the mother having skilled and prompt attendance during confinement at home.



(7) The treatment in a hospital of complications arising after parturition, whether in the mother or in the infant.

(8) A Maternity Hospital or beds at a hospital in which complicated cases of pregnancy can receive treatment.

(9) The confinement of sick women, including women having contracted pelvis, or suffering from any other condition involving danger to the mother or infant, at a hospital.

The duties indicated in the first five paragraphs are intimately connected and may be considered together.

In order to undertake the work it will be necessary to appoint a sufficient number of Health Visitors, to provide medical assistance, to enlist the aid of midwives in the area, and to provide the necessary premises.

At present the Authority employ six Health Visitors for the purposes of visiting and advising in the case of infants in the area, inquiring and helping in all cases of Tuberculosis in the inspection of midwives, and the control of Ophthalmia Neonatorum and Infantile Deaths. The additional work falling on the Health Visitors will be the visiting of children up to school age (possibly 15,000 children) and the attendance at the Clinics and Mothers' Welcomes.

I would suggest that the number of Health Visitors be increased to ten by the appointment of four additional ones. They will be brought more in contact with expectant mothers and midwives and should, besides being trained nurses, be certified midwives. I understand that the Local Government Board will, sooner or later, require these qualifications. The salaries in the case of three of the new Health Visitors should be £90, rising to £105 by annual increments of £5 with uniform. I will refer to the salary and qualifications of the fourth Visitor later in the report. The present Health Visitors receive £75 with uniform, but none of them have the certificate of the Central Midwives' Board. They are, however, familiar with the work in the Borough, and I advise that all who have been in the service of the Corporation one year or over be given an increase of salary of £5 now and, as soon as they obtain the certificate of the Central Midwives' Board, their salaries be brought up to the level of the others.

With regard to medical assistance. Hitherto there has been attached to the Health Department one Lady Medical Officer at a salary of £250. Besides the work she has been engaged upon there will be the attendances at centres and the advice and treatment of expectant mothers and babies and children. I suggest that in place of the present Lady Medical Officer one with suitable qualifications and experience should be appointed at a salary of £300 rising to £400 by annual increments of £25, and that the fourth Health Visitor be required to have special experience of the work and be capable of assisting as far as necessary in the supervision of the work of the Health Visitors as a whole, so as to relieve the Lady Medical Officer to some extent. She should be paid a salary of £110 and uniform, rising to £120 by annual increments of £5.



In addition a local Consulting Surgeon should be appointed to attend at the Central Dispensary once fortnightly at a fee of 50 guineas per annum. He would be consulted on special cases.

With this re-arranged and increased staff it would be possible to make a satisfactory beginning. It may be necessary, at a later date, to employ a Nurse Dispenser at a salary of £80 per annum.

With respect to the accommodation required, a plot of land should be acquired in Stoke and a Central Maternity Centre built. A building with the following accommodation would be required:—

- (1) A large waiting room.
- (2) A kitchen.
- (3) A consulting room.
- (4) A dispensary.
- (5) Second consulting room.
- (6) Lavatory accommodation.

The cost of the land and building might be about £1,900. (The building, exclusive of land and furnishing, is estimated by the Borough Surveyor to cost £1,450.) A branch centre should be arranged at Burslem, and the rooms now used for the purpose of the Mothers' Welcome in the New Town Hall would be quite suitable, and would, I think, be available. They would only be required once weekly.

A second branch should be arranged at Longton.

At present the Mothers' Welcome at Etruria is well established and should be incorporated in the scheme, and the rent, cost of cleaning, lighting, heating, furnishing, and the rates provided by the Corporation. The Lady Medical Officer would attend this as a branch dispensary, and the voluntary assistance now employed continued and made use of as long as possible.

There would thus be one Central Dispensary, a branch at Longton, one at Burslem, and a subsidiary one at Etruria.

The Voluntary Association should be asked to arrange for the Welcomes to be held at the centre and branches at the same time that the Medical Officers attend if possible. The whole work would thus be co-ordinated.

As to the annual cost of providing these premises. If the total cost of the land and buildings be estimated at £1,900, there would be an annual charge of, say, £110. The rent of the other three centres might be placed at an average of £20, or a total of £60. Rates, lighting, heating, and cleaning might be placed at £80, £30, £30, and £30, a total of £170, and drugs and medical appliances at £100. In the first instance I would propose that prescriptions be given to be dispensed at certain fixed rates by the chemists in the area.

The total additional annual cost for these arrangements would thus be £970.



The estimated grant from the Local Government Board is £1,145. There is therefore an available balance of £175.

The sixth element in the scheme is "Such assistance as may be needed to ensure the mother having skilled and prompt attendance during confinement at home."

To make provision for this, I suggest that £50 be set aside for the payment of midwives, at a fee of 5/- in all cases in which the midwife is unable to obtain payment for her services to families in which the income did not exceed 21/- per week, and the family consists of man and wife only, and in which the income did not exceed 23/- per week, and the family consists of man, wife and one child. Application would have to be made on a form to the Medical Officer of Health, and would not be paid until enquiries had been made and a report presented to the Committee.

I suggest that a fee of one guinea be paid to medical men for the emergencies set out below, when summoned on the advice of a midwife in accordance with the rules of the Central Midwives' Board.

- (1) A malpresentation.
- (2) Presentations other than uncomplicated vertex.
- (3) Cases of breech presentation in primipæ.
- (4) Whenever there appears to be insufficient room for the child to pass, or when a tumour is felt in any part of the maternal passages.
- (5) When no presentation can be made out.
- (6) When there is excessive bleeding.
- (7) When one hour after the birth of the child the placenta and membranes have not been completely expelled.
- (8) In cases of rupture of the perinæum, or of other injuries of the soft parts.
- (9) Fits or convulsions.
- (10) Secondary post-partum hæmorrhage.

These payments to be made when the medical man is unable to obtain his fee from the patient's friends or Board of Guardians, and when the income of the family does not exceed the following rates:—

|                                      |     |     |                |
|--------------------------------------|-----|-----|----------------|
| Man and wife and one child           | ... | ... | 23/- per week. |
| Parent or parents and two children   | ... | ... | 25/- per week. |
| Parent or parents and three children | ... | ... | 27/- per week. |

The application should be sent to the Medical Officer of Health by the Medical Attendant on a special form provided. Enquiries would be made and a report presented to the Committee before payment was sanctioned. For this purpose £100 should be set aside. When and as soon as these amounts become exhausted, notice of intention to discontinue payments could be given, should the Committee think fit. If this were given a trial some useful information for future guidance would be obtained.

In undertaking the foregoing work almost the whole £1,145 per annum available would be exhausted.



To provide for the seventh element, namely, the treatment in hospital of complications arising after parturition in the mother or infant, *i.e.*, for such diseases as Puerperal Fever or Ophthalmia Neonatorum, I would suggest that accommodation be provided at the Stanfield Sanatorium. There is there at the present time a small isolation block of four beds. This is, however, required at times for special cases of Tuberculosis. It could be made use of for the present purposes when available, but a second small block would be required with about five beds in two small wards. With these two blocks it would be possible to deal with Puerperal Fever cases as well as cases of Ophthalmia and all special cases of Tuberculosis. It would be necessary to purchase a further small piece of land of about one acre in extent, adjoining the hospital, for the purposes of the erection thereon of a new block. The Borough Surveyor estimates that the buildings, exclusive of land and furnishing, will cost £1,900, and, placing the land and furnishing at £400, the total cost will be £2,300, and the annual expenditure at £80 per bed, £400.

In the case of Ophthalmia, there would be a reduction in the amount spent annually in treatment by nurses at the homes of the people corresponding to the number of cases treated in the hospital. If, on an average, two beds were always occupied by Ophthalmia cases, the cost would be £140.

The amount spent annually in nursing cases of Ophthalmia at home is about £400. This would be thus reduced to £260. The extra new cost at the hospital would therefore be £260. Half this would be recovered from the Local Government Board, so that the net new cost to the Borough would be £130 per annum.

Provision for the treatment in hospital of Puerperal Fever cases is an urgent necessity.

Elements 8 and 9 of the scheme are essentially related, and can be taken together. At the present time, the only provision in the County Borough for this work is at the voluntary hospitals and the Poor Law Hospitals. In order to undertake the work, it would be necessary to provide a small hospital, and if 12 beds were provided they would be available for ordinary maternity cases when not otherwise occupied. The Committee will remember that the deputation which waited upon them strongly urged the desirability of providing beds for maternity cases from among the poorer of the population. Sufficient land could be purchased to allow of future extensions.

The cost of the twelve bed hospital at £300 would be £3,600, and the annual cost at £80 per head, £900.

The Local Government Board would contribute half the cost of the treatment of complicated cases of pregnancy, but not of the other cases. If six beds were, on an average, occupied by these cases the amount recoverable from the Board would be about £225, so that the extra cost to the Corporation might be £675 per annum.

I am, Gentlemen,

Your obedient servant,

G. PETGRAVE JOHNSON,  
Medical Officer of Health.



### Summary of Cost of Scheme.

#### *Present Annual Expenditure on Maternity and Child Welfare.*

|  | £      |
|--|--------|
| Cost of treatment of Ophthalmia ... .. | 400    |
| Salary—Lady Medical Officer ... ..     | 250    |
| Salary—Five Health Visitors ... ..     | 375    |
| Salary—Lady Clerk ... ..               | 50     |
| Travelling Expenses ... ..             | 30     |
| Uniforms ... ..                        | 25     |
| Printing and Stationery ... ..         | 15     |
| Total ... ..                           | £1,145 |

#### *Proposed Increased Expenditure.*

|  | £     |
|--|-------|
| Increased cost—Lady Medical Officer ... ..               | 50    |
| Salary—Senior Health Visitor ... ..                      | 110   |
| Three additional Health Visitors at £90 ... ..           | 270   |
| Consulting Surgeon ... ..                                | 50    |
| Extra Printing and Stationery ... ..                     | 10    |
| Four Uniforms—New Staff ... ..                           | 20    |
| Extra travelling—Four additional Visitors ... ..         | 20    |
| Cost of land and buildings for Maternity Centre, £1,900  |       |
| —Annual charge ... ..                                    | 110   |
| Rent of three Sub-Maternity Centres at £20 ... ..        | 60    |
| Heating, lighting and cleaning of four Maternity Centres |       |
| at £80, £30, £30, and £30 ... ..                         | 170   |
| Payment to Medical Men for urgent cases ... ..           | 100   |
| Payment to Midwives for urgent cases ... ..              | 50    |
| Drugs, etc. ... ..                                       | 100   |
| Total amount of proposed new expenditure ... ..          | 1,120 |
| Annual cost of present arrangement ... ..                | 1,145 |
| Proposed total expenditure ... ..                        | 2,265 |
| Less grant from the Local Government Board of one        |       |
| half of total expenditure ... ..                         | 1,132 |
| Anticipated expenditure of Corporation ... ..            | 1,133 |
| Present total expenditure of Corporation ... ..          | 1,145 |
| Future expenditure of Corporation ... ..                 | 1,133 |
| Reduction on past expenditure of Corporation ... ..      | 12    |

#### *Treatment of Ophthalmia and Puerperal Fever in Hospital.*

|   | £    |
|---|------|
| Annual cost of new block at Stanfield Hospital—Capital        |      |
| expenditure of £2,300; annual expenditure, 5 beds             |      |
| at £80 ... ..   | 400  |
| Estimated saving in treatment of cases outside hospital... .. | 140  |
| Extra new cost of treating Ophthalmia in Hospital ... ..      | 260  |
| Income from Local Government Board ... ..                     | 130  |
| New expenditure by Corporation ... ..                         | £130 |



### *Estimated Cost of Suggested Maternity Hospital.* £

|  |             |
|--|-------------|
| Capital expenditure—12 beds at £300, £3,600. Estimated annual cost at £75 per bed ... ..   | 900         |
| The Local Government Board makes a contribution in the case of treatment of complicated cases only. Six beds, say, on an average occupied by complicated cases only, £450. The contribution from the Local Government Board accordingly ... .. | 225         |
| New expenditure by Corporation ... ..  | <u>£675</u> |

### **Mortuaries.**

The following mortuaries are provided in the district:—

Burslem—Town Yard, off Scotia Road.

Fenton—Town Yard, off William Street.

Hanley—Town Yard, Bethesda Street.

Tunstall—Town Yard, Hunt Street.

The mortuaries are under the control of the Watch Committee.

### **Open Spaces.**

| <b>Parks.</b>                              |     |     |     |     | a  | r. | p. |
|--|-----|-----|-----|-----|----|----|----|
| Moorland Road, Burslem                     | ... | ... | ... | ... | 21 | 3  | 23 |
| Middleport, Burslem                        | ... | ... | ... | ... | 2  | 3  | 35 |
| Cobridge                                   | ... | ... | ... | ... | 4  | 2  | 38 |
| Stoke Road, Hanley                         | ... | ... | ... | ... | 62 | 1  | 8  |
| Northwood, Hanley                          | ... | ... | ... | ... | 9  | 1  | 32 |
| Etruria, Hanley                            | ... | ... | ... | ... | 11 | 0  | 0  |
| Trentham Road, Longton                     | ... | ... | ... | ... | 41 | 2  | 26 |
| Queen's Avenue and Victoria Road, Tunstall | ... | ... | ... | ... | 30 | 0  | 0  |

### **Pleasure Grounds.**

|                           |     |     |     |     |   |   |    |
|---------------------------|-----|-----|-----|-----|---|---|----|
| Newcastle Street, Burslem | ... | ... | ... | ... | 4 | 0 | 0  |
| Grange, Burslem           | ... | ... | ... | ... | 7 | 1 | 10 |
| Hamil Road, Burslem       | ... | ... | ... | ... | 0 | 3 | 30 |
| Manor Street, Fenton      | ... | ... | ... | ... | 1 | 0 | 17 |
| Kent Street, Hanley       | ... | ... | ... | ... | 3 | 1 | 17 |
| Cliff Bank, Stoke         | ... | ... | ... | ... | 3 | 3 | 8  |
| Field Place, Stoke        | ... | ... | ... | ... | 1 | 0 | 32 |
| Hartshill, Stoke          | ... | ... | ... | ... | 0 | 3 | 0  |
| Station Road, Tunstall    | ... | ... | ... | ... | 1 | 2 | 27 |

### **Public Conveniences.**

There are public conveniences at the following places in the County Borough:—

#### **Tunstall.**

South-east side of Market—6-stall urinal.

Bath Street, at entrance to Town Yard—3-stall urinal.

**Burslem.**

- Market Place, under the Shambles—9-stall urinal and 3 water-closets.
- Market Place (women's)—2 water-closets.
- Station Road, Longport—3-stall urinal.
- Junction of Brownhills and Liverpool Road—2-stall urinal.
- At Cobridge Football Ground and Globe Pottery—4-stall urinal.
- North Road, near Railway Bridge—3-stall urinal.

**Hanley.**

- South Street, at rear of Victoria Hall—5-stall urinal.
- Broad Street (underground)—11-stall urinal and 4 water-closets.
- Trinity Street—4-stall urinal.
- Swan Passage—5-stall urinal and 4 latrine closets.
- Hope Street and York Street—4-stall urinal.
- Stafford Street—4-stall urinal.
- Brook Street and Clarence Street—3-stall urinal.
- Far Green, adjoining Providence Chapel—4-stall urinal.
- Crown Bank—12-stall urinal, 4 water-closets and 3 lavatories.
- Brockley's Square—17-stall urinal.

**Stoke.**

- South Wolfe Street (underground)—5 water-closets (women's) and 2 lavatory basins.
- Campbell Place (underground)—9-stall urinal and 2 water-closets.
- London Road—4-stall urinal.
- Aqueduct Street—5-stall urinal.
- Shelton Old Road—3-stall urinal.
- Bath Street, off London Road—urinal.
- Hartshill Road—urinal.

**Fenton.**

- Victoria Road (underground)—6-stall urinal and 2 water-closets.
- King Street, near Goods Station—3-stall urinal.
- Whieldon Road, near Gas Works—3-stall urinal and trough closet.

**Longton.**

- Market Place (underground)—10-stall urinal and 6 water-closets.
- High Street, near Schools—6-stall urinal.
- Market Street, end of Court House—4-stall urinal.
- Caroline Street—6-stall urinal.
- Stafford Street, near Vauxhall Street—5-stall urinal.
- Corner of Town Hall—Lavatory and conveniences for ladies.

**Public Baths.**

Public Baths are provided at Burslem, Hanley, Longton, Stoke and Tunstall, and, in connection with each, swimming baths are provided.



## Water Supply.

The District is supplied by the Staffordshire Potteries Waterworks Company. Pumping stations are provided for the whole area at Wall Grange, The Meir, and at Hatton. The supply is from deep wells sunk in the red sandstone. The quality of the water is good and the supply constant.

Practically all the houses in the district are supplied by the Potteries Waterworks Company. The following are the only exceptions I know of:—Hawthorne Cottage, Trent Vale; Colclough House, Burslem; five houses, Meir Road, Longton.

Copy of recent Analysis of Water, from the sources of supply:—

|                                       | GRAINS PER GALLON  |                     |       |       |
|---------------------------------------|--------------------|---------------------|-------|-------|
|                                       |                    |                     |       |       |
| Total Solid Matter dried @ 212° F. .. | 15.40              | 18.20               | 19.32 | 12.60 |
| Free and Saline Ammonia .. ..         | 0.000              | 0.000               | 0.000 | 0.000 |
| Albuminoid Ammonia .. ..              | 0.000              | 0.000               | 0.000 | 0.000 |
| Nitric Nitrogen .. ..                 | 0.28               | 0.28                | 0.14  | 0.27  |
| Combined Chloride .. ..               | 0.84               | 0.91                | 2.38  | 0.98  |
| Oxygen absorbed in 4 hours @ 80° F.   | 0.000              | 0.001               | 0.002 | 0.002 |
| Color through 2 feet .. ..            | very pale          | bluish green tinge. |       |       |
| Appearance .. ..                      | clear              | clear               | clear | clear |
| Injurious metallic contamination ..   | none               | none                | none  | none  |
| Hardness—before boiling .. ..         | 9.63°              | 10.72°              | 9.32° | 7.63° |
| „ —after boiling .. ..                | 5.00°              | 4.50°               | 4.50° | 4.60° |
| „ —temporary .. ..                    | 4.63°              | 6.22°               | 4.82° | 3.03° |
| Bacteriological Examination—          | ORGANISMS PER C.C. |                     |       |       |
| On Gelatine @ 20° C. .. ..            | 44                 | 15                  | 5     | 15    |
| On Agar-Agar @ 37° C. .. ..           | 5                  | 0                   | 0     | 1     |
| „ „ Acidified & Phenolized            | 4                  | 0                   | 0     | 1     |

General Remark.—Excellent quality for drinking and domestic purposes.

## Sewage Disposal.

(By the Courtesy of Mr. W. H. Makepeace,  
Borough Sewage Engineer.)

Each of the six districts, at present, has its own sewage disposal installation, and the system of treatment at Hanley, Burslem and Fenton is by means of Sedimentation Tanks and Bacteria Beds.

Longton has partly Bacterial and Farm Scheme. Stoke has Tank Treatment, followed by intermittent downward Filtration and Broad Irrigation, and at Tunstall a Chemical Precipitation with Bacteria and Polarite Beds is the system adopted.

The dry weather flow to each of the works is approximately as follows:—

|          |     |     |           |                 |
|----------|-----|-----|-----------|-----------------|
| Burslem  | ... | ... | 1,000,000 | gallons per day |
| Fenton   | ... | ... | 500,000   | " "             |
| Hanley   | ... | ... | 2,000,000 | " "             |
| Longton  | ... | ... | 1,100,000 | " "             |
| Stoke    | ... | ... | 1,100,000 | " "             |
| Tunstall | ... | ... | 500,000   | " "             |
| Total    |     |     | 6,200,000 |                 |

With the exception of Stoke, the whole of the works were designed to deal with six times the dry weather flow, and the average amount of sewage and storm water dealt with per day, throughout the year, was 12,860,000 gallons.

#### **Tank Treatment.**

The Sewage in this district lends itself to successful Tank Treatment owing to the presence of trade waste from the potteries, which assists in the precipitation of the organic solids without the aid of chemicals, and, generally speaking, an effluent containing not more than ten parts per 100,000 of suspended matter can be obtained after being held up for a period of about twelve hours. The use of chemicals at Tunstall will be dispensed with for a greater portion of the year, and used only for assisting in deodorising the sewage during the summer months.

#### **Sludge Disposal.**

Various systems are in use for dealing with this difficult matter. At three of the works (Hanley, Burslem and Tunstall) it is pressed by hydraulic presses and carted on to a tip. There is, however, some small sale for it. At Fenton and Longton the sludge is disposed of on specially prepared Sludge Beds, from which the solids are extracted, and the Supernatant Water pumped back for further treatment through the tanks, or into special filters.

At Stoke it is discharged into lagoons, or trenched in the soil.

The most successful method is, undoubtedly, by pressing, although it is more costly than the method of drying sludge on specially prepared beds.

#### **Bacteria Beds.**

The area of the bacteria beds at the various works is as follows:

|          |     |     |     |          |
|----------|-----|-----|-----|----------|
| Burslem  | ... | ... | ... | 3½ acres |
| Fenton   | ... | ... | ... | 2 "      |
| Hanley   | ... | ... | ... | 9 "      |
| Longton  | ... | ... | ... | 1½ "     |
| Tunstall | ... | ... | ... | 1 "      |
| Total    |     |     |     | 17 acres |



They are all constructed as Percolating Beds, with the exception of half an acre at Fenton, which is used on the "contact" principle. The material used as a filtering medium is saggars, a local waste from the pot works. The filters are about five feet in depth, and are of medium size.

Automatic power-driven distributors, of modern type, are used for distributing the sewage over the beds, and are driven by electric motors, Internal Combustion Engines and hydraulic power.

### **Irrigation.**

The area of land available for irrigation at the Longton Farm is 210 acres, 37 of which are set aside for the treatment of storm water. The subsoil is heavy clay, which renders it difficult to procure a good effluent.

Sixty acres at Stoke are available for sewage treatment, and the subsoil is sandy loam.

### **Effluents.**

The quality of the effluents obtained from the Burslem, Hanley, Fenton, Longton and Tunstall bacteria beds is of a high quality, practically free from suspended matter, is well oxydised, and the nitric nitrogen figure is rarely below 3 parts per 100,000. The opacity of the effluent is remarkably good, the test often showing print through a column 24 inches deep.

The effluent from the land at Longton and Stoke will not bear favourable comparison with the effluent from the bacteria beds, the nitric nitrogen figure being very low, and at times putrefaction sets in during the usual period of incubation.

The cost of maintenance was £17,100 per annum during the past 12 months, and the whole of the works are under the control of the Borough Sewage Engineer.

## **Pollution of Rivers and Streams.**

All the streams within the Borough Boundaries into which the final purified effluent is discharged from each works, are more or less subject to pollution by trade wastes, from Gas and Chemical Works, Slack Washing Plants, and Slip waste from the many manufactories in the Borough.

Weekly Analyses are made of the stream water above and below the outfall from each works in order that the condition of each stream may be ascertained for comparison with the weekly average of each effluent discharged into same.

The Sewage Works Committee have the control of the streams within the Borough, the sampling, analysing, and tracing of such pollutions being carried out under the direction of the Borough Sewage Engineer.

Average Monthly Analyses of, and reports on all pollutions being supplied to the Committee by the said Engineer for their due consideration.

Laboratory Experiments are being conducted with the Activated Sludge System, and will be developed on a large scale at the Fenton and Tunstall Works during the year.

Special attention is also being given to the disposal of Sludge for Manurial purposes.

### **Bye-Laws.**

Bye-Laws are in force in the County Borough with respect to—

- New Streets and Buildings.
- Slaughter Houses.
- Nuisances.
- Common Lodging Houses.
- Dairies, Cowsheds and Milkshops.
- Public Conveniences.
- Houses Let in Lodgings.
- Offensive Trades.

### **Medical Inspection of School Children.**

There is a School Medical Officer, assisted by two Medical Inspectors. Their work is entirely distinct from that of the Health Department.

### **Offensive Trades.**

There are in the area—

- Two Knacker's Yards,
- Two Skin Markets,
- Four Bone-Burning Works,
- Several Marine Stores, Tripe Boilers, and Gut-Scrapers.

A list of Offensive Trades has been Scheduled by the Authority and Bye-Laws are in force for their control.

The list of Scheduled Trades is as follows:—Fish-friers or potato-friers, dealers in rags, bones, fat, animal skins or other like matter in an offensive condition; manure manufacturers, brick burners, gut-scrapers, bone-burners, tanners, leather dressers, fat melters or fat extractors, glue-makers, size makers (except Potters' sizes), and blood driers.

No serious complaints have been received during the year.



**Summary of the Annual Report of Mr. E. Carratt, the  
Chief Inspector of Nuisances, to the  
Medical Officer of Health.**

**NUISANCES.**

During the year 1914, 7,170 nuisances were dealt with, compared to 6,343 in 1913.

The number of intimations served on owners and occupiers was 2,438, and of these 1,701, or nearly half, were abated without report to the Local Authority.

The number of formal notices served was 1,737, which is an increase of 241 on the figure for last year.

Although instructions were given, in a number of cases where the requirements of notices were not complied with, the work was done in all but 15, immediately this decision was communicated to the persons concerned.

In the 15 cases referred to, summonses were issued, and the Stipendiary Magistrate made an order requiring the owner to do the work necessary within a month. This had the desired effect, and the summonses were eventually withdrawn on payment of costs.

It is again satisfactory to record a further reduction in the number of houses inspected on account of infectious disease, 912 against 1,099 in the previous year, though it is still to be regretted that systematic house-to-house work has not had the attention which ought to be devoted to the work owing to insufficient staff.

**INSPECTION OF DWELLING HOUSES, 1914.**

| District ..  |                    | NORTHERN<br>DIVISION. |     |     | SOUTHERN<br>DIVISION. |     |     | Total |
|--|--------------------|-----------------------|-----|-----|-----------------------|-----|-----|-------|
|  |                    | 1                     | 2   | 3   | 5                     | 7   | 8   |       |
| Houses<br>completely<br>examined<br>on account<br>of     | Infectious Disease | 142                   | 132 | 207 | 167                   | 141 | 123 | 912   |
|  | Alleged Nuisances  | ..                    | ..  | 34  | 6                     | 1   | 6   | 47    |
|  | House Inspection   | ..                    | ..  | ..  | 7                     | 22  | ..  | 29    |
| Houses<br>examined<br>only as to                         | Occupants          | ..                    | ..  | 9   | 4                     | 7   | 21  | 41    |
|  | Drainage           | ..                    | ..  | ..  | 5                     | ..  | 17  | 22    |
|  | Structure          | ..                    | ..  | 1   | 79                    | 38  | 264 | 382   |
| Total number of houses ex-<br>amined ..                  |                    | 142                   | 131 | 233 | 241                   | 224 | 411 | 1392  |
| Total number of houses in<br>which defects were found .. |                    | 39                    | 32  | 104 | 180                   | 106 | 259 | 720   |
| Number of defects in above<br>houses ..                  |                    | 104                   | 84  | 320 | 670                   | 362 | 571 | 2111  |

A classification of the various defects discovered and dealt with will be found in the following table:—

|                               |                         |    |  | NORTHERN DIVISION. |       |       | SOUTHERN DIVISION. |      |       | Total  |
|-------------------------------|-------------------------|----|--|--------------------|-------|-------|--------------------|------|-------|--------|
| District ..                   |                         |    |  | 1                  | 2     | 3     | 5                  | 7    | 8     |        |
| Houses dirty or overcrowded   | ..                      |    |  | 45                 | 8     | 30    | 10                 | 24   | 19    | 136    |
| „ damp and dilapidated        | ..                      |    |  | 141                | 277   | 226   | 247                | 192  | 344   | 1427   |
| „ badly lighted or ventilated |                         |    |  | 16                 | 20    | 47    | 4                  | 16   | 27    | 130    |
| Drainage defective            | ..                      | .. |  | 141                | 77    | 39    | 120                | 52   | 18    | 447    |
| „ want of                     | ..                      | .. |  | 49                 | 30    | 6     | ..                 | ..   | 4     | 89     |
| „ stopped                     | ..                      | .. |  | 150                | 211   | 110   | 74                 | 72   | 237   | 854    |
| Sinks defective or required   | ..                      |    |  | 76                 | 94    | 70    | 97                 | 43   | 61    | 441    |
| Other drainage defects        | ..                      |    |  | 18                 | 61    | 11    | 38                 | 7    | 33    | 168    |
| Privies defective             | ..                      | .. |  | 104                | 228   | 15    | 32                 | 9    | 16    | 404    |
| Additional closets required   | ..                      |    |  | 1                  | 5     | 1     | ..                 | ..   | ..    | 7      |
| Defects in W.C's              | ..                      | .. |  | 72                 | 94    | 241   | 131                | 135  | 121   | 794    |
| W.C's without flush           | ..                      | .. |  | 20                 | 14    | 4     | 1                  | 2    | ..    | 41     |
| Waste water closets defective | ..                      |    |  | ..                 | ..    | 1     | 4                  | ..   | 3     | 8      |
| Ashpits open                  | ..                      | .. |  | 55                 | 44    | 85    | 47                 | 201  | 17    | 469    |
| „ required                    | ..                      | .. |  | 106                | 30    | 38    | 17                 | 7    | 17    | 215    |
| „ structure defective         | ..                      |    |  | 17                 | 21    | ..    | 13                 | 1    | 2     | 54     |
| Ashbins defective             | ..                      | .. |  | 57                 | 24    | 16    | 23                 | 23   | 74    | 217    |
| Outbuildings—defects          | ..                      | .. |  | 22                 | 36    | 9     | 46                 | 7    | 38    | 148    |
| Paving                        | ..                      | .. |  | 122                | 195   | 63    | 124                | 82   | 183   | 769    |
| Houses without water supply   | ..                      |    |  | 7                  | 3     | 20    | 1                  | ..   | 1     | 32     |
| Other house nuisances         | ..                      | .. |  | 4                  | 2     | 3     | ..                 | 6    | ..    | 15     |
| Accumulations dealt with      | ..                      |    |  | 25                 | 16    | 15    | 14                 | 29   | 38    | 137    |
| Manure receptacles            | ..                      | .. |  | 18                 | 5     | 8     | 6                  | 10   | 1     | 48     |
| Keeping of animals            | ..                      | .. |  | 9                  | 11    | 6     | 10                 | 27   | 2     | 65     |
| Other outside nuisances       | ..                      |    |  | 2                  | 8     | 25    | 9                  | 2    | 9     | 55     |
| TOTAL ..                      |                         |    |  | 1,277              | 1,524 | 1,089 | 1,068              | 947  | 1,265 | 7,170  |
| Other work done {             | Revisits to nuisances   | .. |  | 1933               | 3255  | 2580  | 1614               | 2755 | 3253  | 15,390 |
|                               | „ infectious disease    | .. |  | 62                 | 37    | 191   | 46                 | 28   | 54    | 418    |
|                               | „ completion of reports |    |  | 578                | 522   | 215   | 580                | 408  | ..    | 2,303  |
|                               | Visits for other causes | .. |  | 1105               | 1900  | 1661  | 289                | 558  | 1011  | 6,524  |





It will be remembered that the resolution passed on April 15th, 1913, which increased the contribution paid by the Council for the conversion of pail closets from £1 to £1 5s. 9d. led to a considerable increase in the number of conversions carried out in the latter half of 1913.

A similar result followed the passing of a resolution on February 12th, 1914, by which the contribution paid for the conversion of privies was increased to £1 5s.; 284 being converted in the first half of the year and 725 in the latter half.

The step taken by the Council on March 12th, 1914, in approving of an application being made for a loan of £5,875 to provide for the payment of part of the cost of converting the whole of the privies in the areas of Longton and Fenton, must be regarded as the most serious attempt yet made to rid the Borough of this objectionable type of convenience.

### **Complaints.**

During the year, 1,359 complaints were received and investigated, 241 at the office and 1,118 by the District Inspectors. Of the 241 received at the office, 178 were in writing and duly signed, 58 were in writing but anonymous, and 5 were verbal. On visiting, 374 of the total were discovered to be unfounded.

Included in the total of 241 are 71 referred from the Health Visitors.

The following matters brought to the notice of the Department during the year were referred to the Borough Surveyor:—

|                               |     |     |     |
|-------------------------------|-----|-----|-----|
| Dangerous structures          | ... | ... | 15  |
| Offensive sewer ventilators   | ... | ... | 31  |
| Stopped sewers                | ... | ... | 12  |
| Stopped surface water gullies | ... | ... | 17  |
| Defective street paving       | ... | ... | 12  |
| Other matters                 | ... | ... | 33  |
| Total                         |     |     | 120 |

### **Offensive Trades.**

The staff pay numerous casual visits to premises in which such trades are carried on, namely: fried-fish shops, dealers in rags, bones, fat, etc., but no contravention of Bye-Laws was reported during the year.

## **Factories, Workshops, Bakehouses and Smoke Nuisances.**

On the declaration of war, Mr. S. Jackson, the Inspector carrying out these duties, who was on the Territorial Reserve, joined the Colours. One of the District Inspectors, Mr. James Nicklin, was appointed temporarily to fill the vacancy.

A very large number of workshops are in a most unsatisfactory condition owing to the want of ventilation and the lack of cleanliness.



Those workrooms which are insufficiently ventilated are being dealt with as opportunity arises.

There appears to be a large amount of carelessness and indifference displayed by the workers themselves, and, when provision has been made for the ventilation of the workshop, they omit to take advantage of the same, if it requires the opening of a window, or the turning of a valve.

The neglect of sanitary conveniences, which in some cases have been provided at a great expense to the owners, is a difficult problem, and one which causes much trouble. A great deal can be done in this direction if the employees would be a little more considerate.

Another important point that has been noticed during the inspections made, is the number of sanitary conveniences which open directly into the workrooms. Where this is met with a notice is served on the owner requiring him to provide an intervening ventilated space between the sanitary conveniences and the workroom in order to comply with the Sanitary Accommodation Order of 1903.

Greater attention is now being paid by occupiers of Factories to the cleanliness of the sanitary conveniences, but there is still room for improvement. It is still regrettable to have to complain of the careless manner in which workpeople treat the conveniences, many instances having been found in which the fittings and structures have been wilfully damaged or misused.

Fifteen statutory notices were served during the year as compared with six in 1913.

The following table shows the number of defects found in connection with the sanitary accommodation of factories:—

| SANITARY ACCOMMODATION   |   | 1913          |                  |                             | 1914          |                  |                             |
|--------------------------|---|---------------|------------------|-----------------------------|---------------|------------------|-----------------------------|
|                          |   | Defects found | Defects remedied | Out-standing at end of year | Defects found | Defects remedied | Out-standing at end of year |
| SANITARY<br>CONVENIENCES | Insufficient ... ..                           | 153           | 150              | 13                          | 37            | 34               | 16                          |
|                          | Unsuitable ... ..                             | 229           | 192              | 47                          | 93            | 95               | 45                          |
|                          | Defective ... ..                              | 191           | 166              | 48                          | 76            | 67               | 57                          |
|                          | Not separate for sexes...                     | 8             | 6                | 2                           | 5             | 4                | 3                           |
|                          | Badly lighted ... ..                          | 38            | 37               | 1                           | 24            | 21               | 4                           |
|                          | Badly ventilated ... ..                       | 56            | 55               | 1                           | 36            | 45               | ...                         |
|                          | Without proper fasten-<br>ers on doors ... .. | 270           | 272              | 3                           | 103           | 124              | ...                         |
|                          | Dirty condition ... ..                        | 368           | 369              | 1                           | 202           | 251              | ...                         |
|                          | Foul or defective urinals                     | 39            | 37               | 3                           | 19            | 18               | 4                           |
|                          | Other nuisances ... ..                        | 10            | 10               | 0                           | 8             | 12               | ...                         |
|                          | Total ... ..                                  | 1362          | 1294             | 119                         | 603           | 671              | 129                         |

TABLE OF WORK DONE IN REMEDYING DEFECTS  
FOUND ON FACTORIES.

|   | 1913 | 1914 |
|---|------|------|
| Privies abolished entirely ... ..                               | 55   | 15   |
| New water-closets provided ... ..                               | 166  | 8    |
| New automatic flush water-closets provided...                   | 90   | 10   |
| New closets provided (additional accommodation) ...             | 162  | 14   |
| Fasteners fixed on doors of conveniences used by females ... .. | 272  | 124  |
| Closets screened or approaches separated ... ..                 | 49   | 14   |
| Separate doors and partitions provided ... ..                   | 73   | 8    |
| Foul closets cleansed ... ..                                    | 306  | 251  |
| Closets provided with flushing cisterns ... ..                  | 12   | 3    |
| Foul urinals cleansed or abolished ... ..                       | 23   | 18   |
| Additional light or ventilation provided ... ..                 | 93   | 66   |
| Closet fittings repaired ... ..                                 | 47   | 3    |
| Other defects remedied ... ..                                   | 74   | 9    |

### Workshops.

During the year 936 inspections have been made of Workshops and Bakehouses. In addition 14 visits have been paid to Workplaces.

Attention has been paid to the cleanliness, ventilation, sanitary accommodation, and the general sanitary conditions of these places as required by the Public Health Acts and the Factory and Workshops Acts.

### Sanitary Defects found in Workshops.

| DEFECTS  | 1913          |                  |                                     | 1914          |                  |                                     |
|--|---------------|------------------|-------------------------------------|---------------|------------------|-------------------------------------|
|  | Defects found | Defects remedied | Defects Out-standing at end of year | Defects found | Defects remedied | Defects Out-standing at end of year |
| Want of Cleanliness ... ..                     | 35            | 47               | ...                                 | 41            | 28               | 13                                  |
| Want of Ventilation ... ..                     | 17            | 21               | ...                                 | 13            | 8                | 5                                   |
| Overcrowding ... ..                            | 10            | 10               | ...                                 | 4             | 3                | 1                                   |
| Drainage of Floors ... ..                      | 4             | 4                | ...                                 | 11            | 5                | 6                                   |
| Other Nuisances ... ..                         | 53            | 85               | 5                                   | 38            | 24               | 19                                  |
| SANITARY CONVENIENCES:—                        |               |                  |                                     |               |                  |                                     |
| Insufficient ... ..                            | 4             | 6                | 2                                   | 6             | 4                | 4                                   |
| Unsuitable ... ..                              | 16            | 19               | 1                                   | 19            | 10               | 10                                  |
| Defective ... ..                               | 29            | 39               | 1                                   | 12            | 3                | 10                                  |
| Not separate for sexes ... ..                  | 7             | 7                | 1                                   | 2             | 0                | 3                                   |
| Badly lighted... ..                            | 1             | 13               | 1                                   | 2             | 2                | 1                                   |
| Badly ventilated ... ..                        | 1             | 2                | ...                                 | 4             | 3                | 1                                   |
| No fasteners on doors of Females W.C.'s ... .. | 8             | 8                | ...                                 | 2             | 4                | ...                                 |
| Dirty condition ... ..                         | 52            | 59               | ...                                 | 58            | 49               | 9                                   |
| Fittings ... ..                                | ...           | ...              | ...                                 | 12            | 13               | ...                                 |
| Total ... ..                                   | 237           | 320              | 11                                  | 224           | 156              | 82                                  |



### Bakehouses.

There are now on the register 144 Bakehouses as compared with 192 in the previous year. During the year 283 visits were paid as compared with 430 in 1913. A number were in an unsuitable condition owing to their requiring limewashing and other sanitary defects, the number of notices served being 50.

The chief improvements affected in the Bakehouses during the year consist of, new floors being provided to replace broken and unlevel ones (concrete flags being used when possible), all troughs and fittings being made moveable for cleansing purposes, etc., provision for proper storage facilities, and all coal and other fuel being removed from inside the Bakehouse.

Table of Breaches of Special Sanitary requirements for Bakehouses, Sections 97-100 Factory and Workshops Act, 1901.

| Section of Act | Contravention                           | Found | Remedied |
|----------------|---|-------|----------|
| Sec. 97        | Drain having opening within Bakehouse   | 3     | 3        |
| 98             | Bakehouse unfit on Sanitary Grounds ... | 84    | 116      |
| 99             | Bakehouse requiring limewashing ...     | 28    | 36       |
|                | Total ... ..                            | 115   | 155      |

### Outworkers.

The total number of lists received has been 158 as compared with 230 in the previous year. All the lists have been received within the specified periods, and in no case has it been necessary to take legal proceedings.

|   | 1913 | 1914 |
|---|------|------|
| List of Outworkers received ... ..                        | 230  | 158  |
| Number of names on lists ... ..                           | 480  | 311  |
| Warning Notices sent <i>re</i> lists ... ..               | 236  | 191  |
| Visits to premises <i>re</i> keeping and sending lists... | 256  | 145  |
| Prosecutions for failing to keep or send lists ...        | 0    | 0    |

### Smoke Nuisances.

During the year 22 Smoke Observations have been taken as compared with 87 in the previous year.

The number of observations taken during the year in which chimneys emitted black smoke for four or more minutes in the half hour was 7 out of 22, as compared with 42 out of 87 in 1913. The number of observations showing no black smoke (only moderate or faint smoke) was 5 out of 22, as compared with 15 out of 78 in 1913. The average amount of black smoke emitted during a thirty minutes' observation was 5.75 minutes, as compared with 5.25 minutes in 1913.

|   | 1913 | 1914 |
|---|------|------|
| Observations taken during year ... ..         | 87   | 22   |
| Inspections of Boilers, Furnaces, etc. ... .. | 174  | 46   |
| Improvements affected ... ..                  | 12   | 1    |
| Interviews with owners ... ..                 | 221  | 47   |
| Interviews with Engineers and Firemen ... ..  | 143  | 49   |
| Warnings given ... ..                         | 41   | 15   |
| Statutory notices served ... ..               | 3    | 10   |
| Prosecutions ... ..                           | 0    | 0    |

1.—INSPECTION OF FACTORIES, WORKSHOPS AND WORKPLACES.  
INCLUDING INSPECTIONS MADE BY SANITARY INSPECTORS OR INSPECTORS OF  
NUISANCES.

| Premises   | Number of   |                 |              |
|--|-------------|-----------------|--------------|
|  | Inspections | Written Notices | Prosecutions |
| Factories (including Factory Laundries)  | 701         | 143             | —            |
| Workshops (including Workshop Laundries)   | 936         | 152             | —            |
| Workplaces (other than Outworkers' premises included in Part 3 of this Report) . . . . . | 14          | —               | —            |
| Total . . . . .  | 1651        | 295             | None         |

2.—DEFECTS FOUND IN FACTORIES, WORKSHOPS AND WORKPLACES.

| Particulars  | Number of Defects |          |
|--|-------------------|----------|
|  | Found             | Remedied |
| <i>Nuisances under the Public Health Acts :—</i>                                 |                   |          |
| Want of Cleanliness . . . . .  | 70                | 54       |
| Want of Ventilation . . . . .  | 20                | 16       |
| Overcrowding . . . . .   | 4                 | 3        |
| Want of Drainage of Floors . . . . .   | 16                | 10       |
| Other Nuisances . . . . .  | 90                | 95       |
| Sanitary accommodation { insufficient . . . . .                                  | 44                | 39       |
| { unsuitable or defective . . . . .  | 208               | 184      |
| { not separate for sexes . . . . .   | 7                 | 5        |
| <i>Offences under the Factory and Workshop Acts :—</i>                           |                   |          |
| Breach of special sanitary requirements for Bakehouses (ss. 97 to 100) . . . . . | 115               | 155      |
| Total . . . . .  | 574               | 571      |



## 3.—HOME WORK.

| NATURE OF WORK                  | OUTWORKERS' LIST                                       |              |         | Notices served on Occupiers as to keeping or sending Lists |
|---------------------------------|--|--------------|---------|--|
|                                 | List Received from Employers sending twice in the year |              |         |  |
|                                 | Lists  | Con-tractors | Workmen |  |
| Wearing Apparel—Making, &c....  | 154  | 119          | 306     | 191  |
| Curtains and Furniture Hangings | 1  | ...          | 1*      | ...  |
| Umbrellas, &c. ... ..           | 1  | ...          | 1*      | ...  |
| Carding, &c. ... ..             | 1  | ...          | 2       | ...  |
| Basket Making ... ..            | 1  | ...          | 1       | ...  |
|                                 | 158  | 119          | 311     | 191  |

\* The names of these persons appear on lists containing names of persons chiefly employed in the making of wearing apparel.

## 4.—REGISTERED WORKSHOPS.

| Workshops on the Register (s. 131) at the end of the year | Number |
|---|--------|
| Dressmaking and Millinery ....                            | 326    |
| Bootmaking and Repairing ....                             | 204    |
| Blacksmiths and Wheelwrights ....                         | 38     |
| Tailoring ....  | 98     |
| Baking ....   | 144    |
| Cratemaking ....  | 45     |
| Engraving ....  | 34     |
| Joiners ....  | 43     |
| Plumbers ....   | 38     |
| Others ....   | 291    |
| Total number of workshops on Register ...                 | 1261   |

## 5.—OTHER MATTERS.

| Class   | Number  |
|---|---|
| Matters notified to H.M. Inspector of Factories:—   |   |
| Failure to affix Abstract of the Factory and Workshops Act (s. 133 1901) ....   | 10  |
| Action taken in matters referred by H.M. Inspector as remediable under the Public Health Acts, but not under the Factory and Workshops Act (s. 5, 1901) { | Notified by H.M. Inspector Reports (of action taken) sent to H.M. Inspector |
| Other ....  | 88  |
| Underground Bakehouses (s. 101):—   | 155   |
| In use at end of the year ...   | 4   |
|   | 1   |

## Motor Disinfecting Van.

As the end of 1914 marked the first complete year's running of this van it is possible to give some idea of its efficiency.

The total mileage run was 7,580, with a consumption of 747 gallons of spirit, and is equal to 10·14 miles per gallon. In July it was considered advisable to try the experiment of using benzol in place of petrol as though the price was the same after repayment of half the duty a better mileage was to be expected. The result was realized, as is shown by the following figures:—

|                     |     | Petrol |     | Benzol |
|---------------------|-----|--------|-----|--------|
| Total Mileage       | ... | 4,403  | ... | 3,177  |
| Gallons used        | ... | 455    | ... | 292    |
| Miles per Gallon... | ... | 9·76   | ... | 10·88  |

The greatest mileage run in any single week was 206, with a consumption of 16½ gallons of benzol, or 12·4 miles per gallon, though the best result was achieved in the second week after the change, 143 miles on 10½ gallons, or 13·6 miles per gallon. The best result obtained on petrol was 182 miles on 16 gallons of spirit, or 11·4 miles per gallon.

Including Driver's wages, repairs, renewals, tyres, spirit, oil and grease, annual charges on loan and insurance, the year's running shows a cost of 8·537 pence per mile. This is a very satisfactory result. The approximate cost for horse hire for the same period, and the same mileage, would have been about 10·638 pence per mile.

### Summary of the Report of Mr. T. Stake, the Cleansing Superintendent, to the Medical Officer of Health.

Fortunately at the beginning of the year no fall of snow occurred, it was thus possible to begin the year with the work well in hand, and this position has been maintained.

The Committee has given special consideration to the question of the disposal of nightsoil. As far as possible nightsoil is now taken to the sewage works at Tunstall, Burslem, Hanley and Stoke. This arrangement prevents the unsightly and insanitary tipping of crude nightsoil on to open fields.

Steps are being taken to clear Longton and Fenton of all cess-pit closets. When this scheme is completed the nightsoil nuisance will be removed from these districts.

This year the contract for scavenging Pittshill district was discontinued. This work is now done by the Tunstall teams, and has not entailed any increase of staff.

In June considerable time was spent in investigating the possibilities of motor traction for the removal of ashpit refuse. All the principal makers were communicated with. Not one of the firms, however, was prepared to provide a vehicle that would negotiate the nine foot wide back roads. The cost of building a special type of wagon seems to be prohibitive.



The galvanized iron dustbin is being more and more recognised as the proper method of storing household refuse. The number of these have increased by 1,250 during the year. There are, however, a large number of wooden tubs still in use in the Tunstall district. These are very heavy to lift, become saturated with foul matter, and are very insanitary. Open ashpits are being rapidly replaced by galvanized ashbins.

With the exception of Tunstall, practically all refuse has been taken to the various destructors and put through the fires.

During the year a site for a Destructor at Tunstall has been acquired. The Borough Engineer is preparing a scheme for the necessary buildings and furnaces.

At Longton Destructor Works arrangements have been made for the renting of the clinker tip at Balfour's in place of payment per load. This is an advantage.

The war caused the market in waste-paper, galvanized iron and tin scrap to be upset, and the prices have been lowered 50 per cent. The income from this source is therefore much less.

The Superintendent again places on record his appreciation of the help given by the Chairman and the Committee in the work of the Department.

The number of emptyings of ashpits during the year has been as follows:—Tunstall, 9; Burslem, 8; Hanley, 9; Stoke, 7; Fenton, 10; and Longton, 8.

During the year refuse has been tipped at:—

Goldenhill:—Gill Bank Farm, Latebroök.

Tunstall:—Cottage Tip.

Burslem:—Sewage Works.

Stoke:—Sewage Works.

The number of emptyings of cesspit closets has been as follows:—Goldenhill, 12; Tunstall, 12; Burslem, 7; Hanley, 9; Stoke, 10; Fenton, 11; and Longton, 9.

Table showing the amount of refuse removed during the past two years:—

|                                      |     |     | 1913    | 1914    |
|--------------------------------------|-----|-----|---------|---------|
| Total loads removed                  | ... | ... | 61,948  | 57,357  |
| Loads destroyed                      | ... | ... | 44,810  | 50,033  |
| Weight destroyed (tons)              | ... | ... | 40,000  | 46,360  |
| Loads tipped                         | ... | ... | 17,138  | 6,519   |
| Loads of nightsoil tipped            | ... | ... | 12,029  | 10,594  |
| Loads of mortar, scrap, manure, etc. |     |     | —       | 805     |
| Wages and hired team labour          | ... | ... | £10,314 | £10,259 |

The houses in the Borough are provided with sanitary accommodation as follows:—

|                                     | 1913   | 1914   |
|-------------------------------------|--------|--------|
| Dustbins collected weekly ... ..    | 26,630 | 27,887 |
| Dustbins collected daily from shops | 721    | 815    |
| Ashpits ... ..                      | 22,723 | 21,059 |
| Cesspit closets ... ..              | 5,456  | 4,287  |
| Rochdale pans ... ..                | 1,030  | 1,009  |

### **Refuse Destructors.**

There are four Refuse Destructors in the Borough, two of them are in conjunction with Electricity Works. The combined capacity of these Destructors is insufficient to deal with all the refuse of the district, so that tips must be made use of. Complaints are frequent with reference to the nuisance from the burning of refuse tips as well as from the smell.

With the exception of Tunstall and Goldenhill the refuse has been dealt with at the Destructors.

The Committee are now considering the question of the erection of a Destructor for the Tunstall and Goldenhill districts.

### **Hanley Refuse Destructor Works.**

The weight of refuse destroyed during the year 1914 was 14,263 tons.

The weight of mortar made and sold was 391 tons.

Concrete slabs manufactured, 4,114 square yards. Concrete slabs sold, 2,975 square yards.

Scrap tin sold, 46 tons, 17 cwts.

Crushed clinker sold, 61 tons, 10 cwts.

### **Longton Refuse Destructor Works.**

The weight of refuse destroyed during the year was 10,861 tons.

Mortar made and sold, 1,190 tons.

Scrap iron and tin sold, 79 tons, 16 cwts.

Weight of offal, etc., delivered by tradesmen, 111 tons.

### **Burslem Refuse Destructor Works.**

During the year 7,641 tons, 11 cwts., 2 qrs. of refuse were destroyed.

Light scrap iron and tin sold, 14 tons, 3 cwts., 3 qrs.



### Stoke Refuse Destructor Works.

Weight of refuse destroyed during the year, 12,500 tons, 17 cwts., 1 qr.

Weight of mortar made and sold, 972 tons, 18 cwts., 3 qrs.

Scrap iron and tin sold, 16 tons, 13 cwts., 1 qr.

### Summary of the Annual Report of Mr. Wm. Martin, the Chief Inspector of Meat and Provisions, to the Medical Officer of Health.

8,641 visits were paid during the year compared to 7,220 in 1913; 2,936 were to the various Slaughter-houses in the Borough, and 219 to the Abattoirs while slaughtering was being carried on,

740 to the various markets on market days,

216 to fish market at Stoke,

1803 to shops where meat is sold,

23 to knackers' yards,

162 to the two skin markets,

30 to cold stores,

110 to tripe shops,

837 to fish shops,

4 to fairgrounds,

10 on Sunday mornings to premises where meat is sold,

644 to places where sausages are made,

186 to places where gut scraping is carried on,

232 to fruit stores,

4 to investigate complaints,

87 to Jews' meat shops,

18 to Trent Vale sheds,

11 to provision shops,

8 to premises where fat is rendered,

60 to rooms where meat pies are made,

3 to railway sidings to examine chilled meat,

76 to poultry shops and greengrocers,

2 to farms to examine meat,

40 to various parts of the Borough on Market days to inspect meat, provisions, etc.

### Carcases of Animals Examined.

The number of carcasses and organs of home-killed animals examined was 60,412, viz. :—

11,373 carcasses of beef,

27,782 bodies of mutton,

15,165 bodies of pork, and

6,069 bodies of veal,

23 bodies of goats.

---

Total 60,412

---

In addition to the foregoing, the following were inspected:—

- 4,831 quarters of frozen and chilled beef,
- 7,689 bodies of frozen mutton,
- 87,553 couples of rabbits (frozen and English),
- 8,331 boxes and tubs of wet fish, and
- 4,183 miscellaneous, including various frozen organs of animals, shell fish, fruit and vegetables,
- 15 barrels of pickled pork (Danish and Irish),
- 11,602 boxes of dry fish, etc.,
- 13 lots of frozen salmon (under the Salmon Fisheries Acts),
- 3 tons, 13 cwts. decomposed carrots.

### **Surrenders of Meat, &c.**

627 surrenders of meat, rabbits, fish, fruit, etc., took place during the year, compared with 601 last year.

- 500 were of meat and organs from bovine animals,
- 32 were veal,
- 27 were pigs or parts of same,
- 26 were sheep or parts of same,
- 14 were rabbits, viz., 156 couples,
- 3 were fish,
- 25 miscellaneous.

---

Total 627

---

The weights of meat, fruit and fish surrendered were:—

- 51,123 lbs. of beef,
- 2,184 lbs. of veal,
- 4,002 lbs. of pork,
- 1,169 lbs. of mutton, including 47 lbs. goats,
- 388 lbs. of fish,
- 577½ lbs. of prawns, shrimps, crabs and cockles,
- 224 lbs. pickled pigs' maws,
- 148 lbs. sheeps' heads and plucks,
- 19,975 lbs. of bovine organs,
- 416 lbs. frozen tripe,
- 1,110 lbs. frozen livers,
- 78 lbs. calves' feet,
- 32 lbs. pigs' feet,
- 64 lbs. pigs' heads,
- 81 lbs. tinned goods,
- 170 lbs. of calves' heads and plucks,
- 76 lbs. of pigs' plucks,
- 312 lbs. of rabbits.

---

Total 82,129½ lbs.

---



**Diseases Affecting Meat Surrendered.**

|                    |     |                             |    |
|--------------------|-----|-----------------------------|----|
| Tuberculosis       | 433 | Inflammation                | 8  |
| Decomposition      | 78  | Black Quarter               | 10 |
| Crushed in Transit | 8   | Actinomycosis               | 8  |
| Wet or Dropsical   | 33  | Jaundice                    | 4  |
| Immaturity         | 17  | Accidents and Smothered     | 4  |
| Parturition        | 5   | Nephritis                   | 1  |
| Rot or Liver Fluke | 13  | Cancer of Heart             | 1  |
| Garget of Udder    | 4   | Pigs with Red Soldier       | 2  |
| Diseased Joints    | 2   | Pig with Rickets            | 1  |
| Rabbits            | ... | 6 affected with coccidiosis |    |

**Diseases Affecting Whole Bodies Surrendered.**

In 126 cases it was necessary to take the whole carcasses affected, viz. :—

|                    |    |  |
|--------------------|----|--|
|                    | 43 | bodies of beef.                                  |
|                    | 24 | " mutton.  |
|                    | 25 | " pork.  |
|                    | 32 | " veal.  |
|                    | 2  | " goats.   |
| Bovine Animals ... | 18 | had suffered from tuberculosis.                  |
|                    | 15 | had suffered from dropsy.                        |
|                    | 5  | had suffered from black quarter or striking.     |
|                    | 2  | had been crushed in trucks in transit.           |
|                    | 2  | had to be slaughtered after parturition.         |
|                    | 1  | was a decomposed body of beef.                   |
| Total ...          | 43 |  |
| Pigs ...           | 8  | had suffered from tuberculosis.                  |
|                    | 12 | had suffered from cirrhosis of liver and dropsy. |
|                    | 2  | had suffered from inflammation.                  |
|                    | 1  | had suffered from rickets.                       |
|                    | 1  | was decomposed.                                  |
|                    | 1  | was a case of red soldier.                       |
| Total ...          | 25 |  |
| Sheep ...          | 6  | had been crushed in transit.                     |
|                    | 13 | had suffered from fluke or rot.                  |
|                    | 1  | was a decomposed frozen sheep.                   |
|                    | 3  | were slaughtered after parturition.              |
|                    | 1  | suffered from inflammation                       |
|                    | 2  | bodies of goats—emaciated.                       |
| Total ...          | 26 |  |

|        |     |     |    |   |
|--------|-----|-----|----|---|
| Calves | ... | ... | 15 | were immature.                              |
|        |     |     | 2  | had suffered from some inflammatory disease |
|        |     |     | 4  | were dropsical.                             |
|        |     |     | 2  | were tubercular.                            |
|        |     |     | 2  | were diseased.                              |
|        |     |     | 1  | had black quarter.                          |
|        |     |     | 6  | were indefinite.                            |
| <hr/>  |     |     |    |   |
| Total  | ... |     | 32 |   |

### Seizures of Meat Rabbits, Fruit, &c.

Three seizures took place during the year:—

- 1 body of beef (tubercular and dropsical)
- 1 body of veal (immature calf).
- 1 hind-quarter of a small bull.

|   | Tons | Cwts. | Qrs. | Lbs. |
|---|------|-------|------|------|
| The total weight of meat, etc., seized...       | —    | 4     | 1    | 10½  |
| The total weight of meat, etc., surrendered ... | 36   | 12    | 3    | 1½   |
| <hr/>   |      |       |      |      |
| Total seized and surrendered ...                | 36   | 17    | 0    | 12   |

Magistrates' orders were obtained for the destruction of all meat seized and surrendered before the same was destroyed.

Of the surrenders and seizures of meat from bovine animals that had suffered from Tuberculosis—

- 364 were milch cows,
- 43 were maiden heifers,
- 10 were bullocks, and
- 6 were bulls.

Two lots of meat dealt with were from animals slaughtered under the Tuberculosis Order of 1913.

Of the 620 lots of meat examined by request, 106 came from the Werrington District.

Five summonses were taken out against the owners of the meat seized.

Case 1.—Two men were summoned as the joint owners of the body of beef, for depositing the same for food. They were each fined £5 and costs £3 os. 6d.

Case 2.—The same two men were summoned for being the owners and depositing for food the body of an immature calf, and were each fined £5 and costs £3 os. 6d.

Case 3.—This case had reference to the same meat as Case No. 1. A butcher and dealer being summoned under Section 28 of the Public Health Acts Amendment Act as the owner of the animal at the time of sale. He was fined £7 and £3 os. 6d. costs.



In the case of the other meat seized from the cold store, on being interviewed, the owner stated that he had deposited the meat for his own consumption, and the Town Clerk held that no prosecution would lie in the face of that defence, and no proceedings were taken.

### Slaughter-houses.

There are 82 slaughter-houses (including the Corporation Abattoirs) in the County Borough:—

|                            |   |   |            |                                     |   |    |       |
|----------------------------|---|---|------------|-------------------------------------|---|----|-------|
| 18 of which are in Longton |   |   |            | 16 registered, 0 Licensed, 2 vacant |   |    |       |
| 18                         | " | " | Burslem    | 16                                  | " | 4  | " 2 " |
| 17                         | " | " | Hanley     | 15                                  | " | 2  | " 1 " |
| 9                          | " | " | Tunstall   | 7                                   | " | 2  | " 3 " |
| 8                          | " | " | Fenton     | 8                                   | " | 0  | " 2 " |
| 8                          | " | " | Stoke      | 6                                   | " | 2  | " 2 " |
| 4                          | " | " | Goldenhill | 4                                   | " | 0  | " 0 " |
|                            |   |   |            | 72                                  |   | 10 | 12    |

If compared with the last Annual Report it will be noticed that there is apparently a large decrease in the number of licensed slaughter-houses, viz.:—10 compared to 30. This arises from the fact that many of the old slaughter-houses, on a change of occupation, were considered to be licensed. It has been, however, decided that they still remain registered slaughter-houses.

The licenses for the ten licensed ones have all been renewed during the year with the exception of one, which is licensed for 40 years.

Taken as a whole the slaughter-houses have been kept well, orderly and clean, and in accordance with the Bye-Laws.

Seven registered slaughter-houses were transferred to the new occupiers during the year.

Several complaints received were enquired into. They were not of a serious nature, and arose chiefly from the boiling of animal matter, gut scraping, or accumulation of garbage or manure. The persons responsible were spoken to and at once remedied the cause of complaint.

Some of the slaughter-houses are very good ones, being up-to-date and suitable for the purpose; but others are very old buildings and unsuitable, and it is to be regretted that some of them cannot be dispensed with.

The Abattoirs have been more freely used during the past year by butchers having no slaughter-houses of their own.



### **Knackers' Yards.**

There are two knackers' yards in the Borough. One is situated at Bucknall, the other one is at Clanway Farm, Tunstall. Both have been visited regularly at intervals during the year and were found in order, and no complaints of nuisance were received during the year.

The ventilation in the one at Bucknall was in my opinion insufficient and defective, but the owner has remedied the same by putting an extractor in the roof.

### **Skin Yards.**

There are two skin yards in the County Borough, one at Cross Street, Stoke, and one in Mollart Street, Hanley. They have been visited weekly, and oftener during the hot weather, as they are both in congested areas. They have been kept clean and in good order, and no complaints were received. Owing to the defective and dilapidated condition of the roof of the one in Hanley a new roof has been constructed.

There are four premises specially used for gut scraping in the Borough. One in Copeland Street, Stoke; one at Shelton Farm; one at High Street, Tunstall; and one at the Abattoirs. The three former ones are connected with the slaughter-houses of wholesale butchers, who clean their own produce from animals slaughtered. The one at the Abattoirs is used by the butchers who use the Abattoirs for slaughtering.

In each case the premises are well constructed and are kept very clean. Most of the butchers clean the guts procured from animals slaughtered in their own slaughter-houses.

The greater quantity of the tripe sold in the Borough is cleaned at four centres, viz.:—Broad Street, Hanley; Gower Street, Hanley; Copeland Street, Stoke; and Church Street, Tunstall.

Many of the butchers, however, clean their own tripe from cattle slaughtered.

Great care is taken to-day by the butchers and meat salesmen in regard to the meat offered for sale, and anything the least out of normal discovered is notified to the Inspector at once, with a request that the same should be examined. Many of the butchers have all their meat examined and passed for consumption before removing it after slaughter.

This also applies to many of the rabbit dealers and fruit merchants, and they are careful that anything questionable is handed over to the Market Inspector for destruction rather than run the risk of a prosecution.

Owing to the high price of meat and the scarcity of frozen meat many butchers' shops have been closed in the Borough during the year, the majority being those where frozen meat was sold, and many butchers who formerly dealt in frozen meat now only deal in home killed meat.



During the year the following samples have been forwarded to the Public Health Laboratory, Manchester, for bacteriological examination:—

|   |     |     |     |    |
|---|-----|-----|-----|----|
| Milk (for Bovine Tuberculosis)                          | ... | ... | ... | 18 |
| (Three samples were found to contain tubercle bacilli.) |     |     |     |    |
| Mussels   | ... | ... | ... | 2  |
| Kidney of Calf  | ... | ... | ... | 1  |
| Pressed Beef and Gravy                                  | ... | ... | ... | 2  |
| Portion of Beef, Pickled Cabbage, and Condensed Milk    |     |     |     | 3  |
|   |     |     |     | —  |
|   |     |     |     | 26 |
|   |     |     |     | —  |

**Summary of the Report of Mr. J. F. Addison, the Chief  
Inspector of Canal Boats and Common Lodging  
Houses, to the Medical Officer of Health.**

**Canal Boats.**

Stoke-on-Trent is a Registration Authority under the Act.

2,320 Canal Boats have been inspected during the year 1914.

On the whole the boats were clean, well ventilated and in a good state of repair.

The accommodation provided on these 2,320 canal boats was for 7,576½ persons, being on an average 3·24 persons per boat.

The number in occupation was 6,812 persons (3,495 males, 1,551 females and 1,776 children, or respectively 51·3 per cent. males, 22·8 per cent. females and 25·9 per cent. children), an average of 2·93 persons per boat; but, reckoning two children as one adult, it reduces the average to 2·55 per boat.

Of the 1,766 children on board, 807, or 11·8 per cent. of the total number of persons in occupation, were of school age, and 959, or 14·9 per cent., were under five years of age. 803 were boys, and 963 were girls.

The 2,320 boats were registered to carry persons as follows:—

|                             |   |    |   |
|-----------------------------|---|----|---|
| 1 boat was not registered.  |   |    |   |
| 3 boats to carry 7 persons. |   |    |   |
| 24                          | " | 6  | " |
| "                           | " | 5½ | " |
| 29                          | " | 5  | " |
| 1                           | " | 4½ | " |
| 467                         | " | 4  | " |
| 19                          | " | 3½ | " |
| 1,769                       | " | 3  | " |
| 6                           | " | 2  | " |

In 222 boats there was also a fore or centre cabin, or in 10·4 per cent. of the boats inspected. Of these cabins:—

180 were registered to carry 1 person.

|    |   |   |   |   |
|----|---|---|---|---|
| 41 | " | " | 2 | " |
| 1  | " | " | 3 | " |

On 123 boats the captain was also the owner.

137 pairs of boats were worked by one family.

There were nine women captains, each working one boat.

There were 101 notices served for 65 infringements, viz. :—

|                         |     |     |     |                |
|-------------------------|-----|-----|-----|----------------|
| Certificates            | ... | ... | ... | 19             |
| Marking                 | ... | ... | ... | 2              |
| Overcrowding            | ... | ... | ... | 11             |
| Separation of Sexes     | ... | ... | ... | 2              |
| Cleanliness             | ... | ... | ... | 1              |
| Painting                | ... | ... | ... | 9              |
| Provision of Water Cask | ... | ... | ... | 20             |
| Removal of Bilge Water  | ... | ... | ... | 1              |
|                         |     |     |     | <hr/> 65 <hr/> |

Of the 63 notices 62 were returned duly signed, stating that the contraventions had been remedied. Legal proceedings were taken against the owner and also the master of a canal boat for working and occupying a boat which was not registered, marked and numbered. The owner was fined 10/- and 9/6 costs, and the master 7/6 and 9/6 costs.

On June 24th a man, aged 20 years, was found on a canal boat suffering from Scarlet Fever. He was at once removed to the Isolation Hospital and remained there until July 28th. The boat was detained till disinfected.

There are at present 473 canal boats on the register, or 12 more than last year. These 473 are all known to be working.

There are no motor propelled boats registered in this district.

During the year nine new boats were registered, and three registered owing to change of ownership. No fresh registrations have been necessary by reason of structural alterations to boats previously registered.

During the year £4 5s. 6d. has been received for registration, re-registration and copies of certificates.

The Annual Report has been furnished to the Local Government Board as required.



### Common Lodging-houses.

There are 21 common lodging-houses in the County Borough of Stoke-on-Trent, being the same number as in the previous year—1913.

During the year 1,050 inspections of common lodging-houses were made—1,021 by day, and 29 by night.

The following notices were served for the rectifying of minor offences:—

|                            |     |     |     |    |
|----------------------------|-----|-----|-----|----|
| Dirty floors               | ... | ... | ... | 17 |
| Dirty tables               | ... | ... | ... | 1  |
| Accumulation of rubbish... | ... | ... | ... | 1  |
| Defective water-closets    | ... | ... | ... | 17 |
| Insufficient bedding       | ... | ... | ... | 2  |
| Wet beds                   | ... | ... | ... | 4  |
| Dirty windows              | ... | ... | ... | 6  |
| Dirty bedding              | ... | ... | ... | 2  |
| Windows not opened         | ... | ... | ... | 3  |
| Other defects              | ... | ... | ... | 21 |
| Total                      |     |     |     | 74 |

The 21 lodging-houses were registered for the accommodation of 543 persons per night. There were, according to the returns sent in, 127,321 persons accommodated in the 21 houses during the year, *i.e.*, 348·8 persons per night, giving 64·24 per cent. of beds as occupied per night, against 72·18 the previous year. These were constituted as follows:—

|                                    |     |     |                            |
|------------------------------------|-----|-----|----------------------------|
| Males over 21 years                | ... | ... | 115,936 or 58·49 per cent. |
| Females over 21 years              | ... | ... | 8,947 or 4·51 per cent.    |
| Males over 10 and under 21 years   | ... | ... | 706 or 0·35 per cent.      |
| Females over 10 and under 21 years | ... | ... | 187 or 0·09 per cent.      |
| Males under 10 years               | ... | ... | 955 or 0·48 per cent.      |
| Females under 10 years             | ... | ... | 590 or 0·29 per cent.      |
|                                    |     |     | <hr/>                      |
|                                    |     |     | 127,321    64·21 per cent. |

Last year 145,410 persons were accommodated during the year in the 21 houses.

The common lodging-houses in the County Borough are situated as follows:—

|          |     |     |                  |     |          |
|----------|-----|-----|------------------|-----|----------|
| Longton  | ... | ... | 5 lodging-houses | ... | 91 beds  |
| Stoke    | ... | ... | 2 lodging-houses | ... | 41 beds  |
| Hanley   | ... | ... | 6 lodging-houses | ... | 277 beds |
| Burslem  | ... | ... | 4 lodging-houses | ... | 67 beds  |
| Tunstall | ... | ... | 4 lodging-houses | ... | 67 beds  |
| Total    |     |     | ...              | 21  | 543      |

In carrying out the requirements of Sec. 82 of the Public Health Act, 1875, in regard to lime-washing the walls and ceilings in the first week in the month of April and October of each year, it was not necessary to serve any notices, these being attended to at the proper time.

### **Houses Let in Lodgings.**

The Authority has made Bye-laws with respect to houses let in lodgings—they were approved by the Local Government Board on the 4th day of March, 1912. There are now on the register 95 houses. Among them are included not only what might be more suitably termed sub-let houses, but also some where ordinary lodgers are taken in by the week and boarded, and others where bed and washing are paid for, food being provided by the lodger.

One-hundred-and-fifteen Inspections have been made during the year.

Nine defective premises were found, these have since been attended to.

### **Summary of the Annual Report of Mr. A. E. Hulme, the Chief Inspector under the Food and Drugs Act, and of Dairies, Cowsheds and Milkshops, to the Medical Officer of Health.**

#### **Fertilizers and Feeding Stuffs Act, 1906.**

Six samples have been procured under this heading. One sample of Carmona Fertilizer and one sample of Clay's Fertilizer were taken. The analyst reported that both samples were satisfactory.

Four samples of Black Treacle were purchased. The analyst reported that these samples were satisfactory.

#### **Rag Flock Act, 1912.**

Two samples have been obtained, and they conform to the standard of cleanliness prescribed by the Rag Flock Regulations, 1912.

#### **Registration of Margarine Dealers.**

Under Section 7 of the Sale of Food and Drugs Act, 1889, it is incumbent upon all manufacturers and wholesale dealers in margarine and margarine cheese to be registered by the Council. There have been 14 premises added to the register during the year, the number of persons registered being 43, and 85 visits were paid. There are no margarine factories in the Borough.



### Milkshops and Purveyors of Milk.

The following statement shows the number of purveyors of milk registered under The Dairies, Cowsheds and Milkshops Order, 1885 :

|   |       |
|---|-------|
| Number on register at 31st December, 1914 ... | 550   |
| Number registered during the year ... ..      | 33    |
| Visits paid ... ..                            | 1,384 |

When visited the different places were generally found to be in a satisfactory condition. In many alterations have been carried out during the year with great improvement in cleanliness and the methods of storing milk.

Seven persons have been registered during the year as purveyors of milk in the different towns from the outlying districts.

### Cowsheds.

The number of cowsheds on the Register is 86, visits paid 792. The number of dairies on the Register is 77, visits paid 63.

No cowsheds have been condemned during the year.

Repairs have been carried out in 7 sheds to remedy the following defects :—

|                                 |   |
|---------------------------------|---|
| Defective floors ... ..         | 8 |
| Insufficient ventilation ... .. | 4 |
| Insufficient lighting ... ..    | 3 |
| Defective drainage ... ..       | 1 |
| Defective ceilings ... ..       | 2 |

All the sheds have been lime-washed at least twice during the year.

One new dairy has been erected during the year.

The approximate number of cows in the cowsheds in the district is 647.

### Preservatives in Milk, Butter, Margarine, &c.

During the year the analyst reports that none of the milk samples contained any preservatives.

Fourteen samples of butter were purchased containing Boric Acid:—0·23; 0·13; 0·22; 0·13; 0·04; 0·05; 0·03; 0·11; 0·20; 0·20; 0·10; 0·08; 0·03; 0·34 per cent.

Forty samples of margarine were purchased containing Boric Acid:—0·31; 0·40; 0·18; 0·52; 0·17; 0·25; 0·28; 0·19; 0·20; 0·24; 0·17; 0·30; 0·25; 0·34; 0·15; 0·26; 0·30; 0·24; 0·21; 0·34; 0·29; 0·24; 0·41; 0·29; 0·31; 0·02; 0·32; 0·31; 0·28; 0·38; 0·31; 0·47; 0·31; 0·36; 0·36; 0·32; 0·47; 0·24; 1·59; 0·17 per cent.

## Sale of Food and Drugs Act.

The number of Samples taken for Analysis by the Public Analyst during the year was 502, and on this page is a tabulated statement showing the number and nature of the articles dealt with, results of the Analysis, and of the proceedings instituted under the Acts.

| Total Number of Articles submitted for Analysis | Formal                   | Informal<br>(All taken by Agents) | Results of Analysis                               | Observations                                   |
|---|--------------------------|-----------------------------------|---|--|
| 95 Butter .. ..                                 | 24 (All taken by Agents) | 71                                | Genuine   |  |
| 1 Camphorated Oil .. ..                         | 0                        | 1                                 | "   |  |
| 34 Coffee .. ..                                 | 10 (All taken by Agents) | 24                                | "   |  |
| 2 Coffee and Chicory .. ..                      | 0                        | 2                                 | "   |  |
| 6 Preserved Cream .. ..                         | 0                        | 6                                 | "   |  |
| 1 Thick Cream .. ..                             | 1                        | 0                                 | "   |  |
| 16 Cheese .. ..                                 | 0                        | 16                                | "   |  |
| 6 Cocoa .. ..                                   | 0                        | 6                                 | "   |  |
| 7 Corn Flour .. ..                              | 0                        | 7                                 | "   |  |
| 10 Self-Raising Flour .. ..                     | 10                       | 0                                 | "   |  |
| 1 Glycerine .. ..                               | 0                        | 1                                 | "   |  |
| 9 Honey .. ..                                   | 1                        | 8                                 | "   |  |
| 1 Oil of Juniper .. ..                          | 0                        | 1                                 | "   |  |
| 7 Jam .. ..                                     | 0                        | 7                                 | "   |  |
| 19 Lard .. ..                                   | 0                        | 19                                | "   |  |
| 1 Liquorice Powder .. ..                        | 0                        | 1                                 | "   |  |
| 39 Margarine .. ..                              | 1 (Taken by Agent)       | 38                                | "   |  |
| 1 Margarine .. ..                               | 0                        | 1                                 | Contained 1.59% Boric Acid ..                     | Repeat samples genuine                         |
| 181 Milk .. ..                                  | 181                      | 0                                 | Genuine   |  |
| 1 Milk .. ..                                    | 1                        | 0                                 | 9% Deficient in cream                             | Vendor cautioned                               |
| 1 Milk .. ..                                    | 1                        | 0                                 | 4% Deficient in solids, not fat ..                | Ditto  |
| 1 Milk .. ..                                    | 1                        | 0                                 | 7% " " " " ..                                     | Ditto  |
| 1 Milk .. ..                                    | 1                        | 0                                 | 15% Deficient in cream ..                         | Fined £2 Costs £1 13s.                         |
| 1 Milk .. ..                                    | 1                        | 0                                 | 21% " " " " ..                                    | Fined £3 Costs £1 9s. 6d.                      |
| 1 Milk .. ..                                    | 1                        | 0                                 | 6% " " " " ..                                     | Fined £1 Costs £1 10s. 6d.                     |
| 1 Milk .. ..                                    | 1                        | 0                                 | 7% " " " " ..                                     | Vendor cautioned                               |
| 1 Milk .. ..                                    | 1                        | 0                                 | 3% " " " " ..                                     | " "  |
| 1 Milk .. ..                                    | 1                        | 0                                 | 7% " " " " ..                                     | " "  |
| 1 Milk .. ..                                    | 1                        | 0                                 | 6% " " " " ..                                     | " "  |
| 1 Milk .. ..                                    | 1                        | 0                                 | 16% " " " " ..                                    | Fined £2 10s. Costs £1 16s.                    |
| 1 Milk .. ..                                    | 1                        | 0                                 | Contained 8% added water ..                       | Fined £5 Costs £1 8s. 6d.                      |
| 1 Milk .. ..                                    | 1                        | 0                                 | " 9% " " ..                                       | Fined £2 10s. Costs 7s. d.                     |
| 5 Mincemeat .. ..                               | 0                        | 5                                 | Genuine   |  |
| 1 Mincemeat .. ..                               | 0                        | 1                                 | Contained 2.1 grains per lb. of salicylic acid .. | No further sample taken as Dealer was sold out |
| 1 Ground Ginger .. ..                           | 0                        | 1                                 | Genuine   |  |
| 19 Pepper .. ..                                 | 10                       | 9                                 | "   |  |
| 1 Paregoric .. ..                               | 0                        | 1                                 | "   |  |
| 6 Tea .. ..                                     | 0                        | 6                                 | "   |  |
| 9 Sugar .. ..                                   | 0                        | 9                                 | "   |  |
| 9 Rice .. ..                                    | 9                        | 0                                 | "   |  |
| 1 Rice .. ..                                    | 1                        | 0                                 | Contained 0.6% steatite facing ..                 | Vendor and Wholesale Dealer cautioned          |

Genuine, 486.      Adulterated, 16.      Formal Samples, 261.      Informal Samples, 241.

Of the Formal Samples 85 were taken by Agents all of which were genuine.

All the 241 Informal Samples were taken by Agents. Two of these Samples were reported not genuine.

In all cases Analysis has been paid for at the rate of 10/6 per sample.



Table of Contents

Chapter I. The History of the United States. 1

Chapter II. The Constitution of the United States. 10

Chapter III. The Federal Government. 20

Chapter IV. The State Governments. 30

Chapter V. The Local Governments. 40

Chapter VI. The Judiciary. 50

Chapter VII. The Executive. 60

Chapter VIII. The Legislative. 70

Chapter IX. The Administration. 80

Chapter X. The Finance. 90

Chapter XI. The Education. 100

Chapter XII. The Religion. 110

Chapter XIII. The Social. 120

Chapter XIV. The Literature. 130

Chapter XV. The Art. 140

Chapter XVI. The Science. 150

Chapter XVII. The Industry. 160

Three samples of mincemeat contained 0·40; 0·95; 2·10 grain per lb. of Salicylic Acid.

Six samples of preserved cream contained:—

Boric Acid: 0·16; 0·22; 0·19; 0·11; 0·26; 0·31  
Fat: 50·26; 45·89; 56·64; 43·56; 51·37; 46·47

### Report of the Administration of the Public Health (Milk and Cream) Regulations, 1912.

REPORT FOR THE YEAR ENDING DECEMBER, 1914.

#### 1.—Milk and Cream not sold as Preserved Cream:—

|           | Number of samples examined for<br>the presence of a preservative. | Number in which a preservative<br>was reported to be present. |
|-----------|---|---|
| Milk ...  | 194   | —   |
| Cream ... | 1   | —   |

#### 2.—Cream sold as Preserved Cream:—

(a) Instances in which samples have been submitted for analysis to ascertain if the statements on the labels as to the preservatives were correct:—

|                             |     |     |   |
|-----------------------------|-----|-----|---|
| (i) Correct statements made | ... | ... | 6 |
| (ii) Statements incorrect   | ... | ... | 0 |
| Total                       | ... | ... | 6 |

In each case the amount of preservative, viz., Boric Acid, was under 0·5 per cent., viz.: 0·16; 0·22; 0·19; 0·11; 0·26; 0·31 per cent.

(b) Determinations made of Milk Fat in Cream sold as Preserved Cream:—

|                         |     |     |   |
|-------------------------|-----|-----|---|
| (i) Above 35 per cent.  | ... | ... | 6 |
| (ii) Below 35 per cent. | ... | ... | 0 |
| Total                   | ... | ... | 6 |

The analyst reports as follows:—

|       |     |                 |
|-------|-----|-----------------|
| No. 1 | ... | 50·26 per cent. |
| No. 2 | ... | 45·89 "         |
| No. 3 | ... | 56·64 "         |
| No. 4 | ... | 43·56 "         |
| No. 5 | ... | 51·37 "         |
| No. 6 | ... | 46·47 "         |



(c) Instances where (apart from analysis) the requirements as to labelling of declaration of Preserved Cream in Article V. (1) and the provision in Article V. (2) of the Regulations have not been observed, viz., 2.

(d) Particulars of each case in which the Regulations have not been complied with, and action taken:—

In one case the label was incorrect, not being the prescribed size. The wholesale firm was communicated with and the labels are now correct.

In the other case there was no notice fixed up in the premises where Preserved Cream was delivered to purchasers for consumption on the premises. Attention was drawn to the fact and notices have now been fixed up.

3.—Thickening substances. Any evidence of their addition to Cream or Preserved Cream.

|                 |     |     |     |   |
|-----------------|-----|-----|-----|---|
| Cream           | ... | ... | ... | 0 |
| Preserved Cream |     |     | ... | 0 |

4.—Other observations.

Practically all the Cream sold in this Borough is Thick Cream.

### **Housing, Town Planning, &c., Act, 1909.**

The duties under this Act are carried out by the two Inspectors appointed under the Act, Messrs. Spencer and Roberts.

The number of houses in the Borough of a rental of £26 per annum and under are estimated at 46,494, of these a large number require inspection.

It is also estimated that from 2,000 to 3,000 more houses are required to give a margin of 5 per cent. of empty houses of the above rentals. By a recent special census it was ascertained that there were only 500—600 empty houses in the Borough of a rental of £26 per annum and under.

The houses of the working classes in the area consist chiefly of rows of self-contained cottages with ground floor and first floor with front room and kitchen, scullery and two bedrooms or with front room, living room, scullery and two or three bedrooms. The sanitary conveniences are detached and situated in the yard. Many of the houses are old, and nuisances exist in a large number of instances.

During the year 255 houses were inspected under the Housing and Town Planning Regulations, and 22 of these were dealt with under Section 15 of the Act. Under Section 17 of the Act there were reported 182 houses, 13 of which have been demolished and 15 made fit for habitation.

In the houses reported under Section 15, 264 nuisances were found to exist, most of which have since been complied with.

In addition to the above, 65 houses reported on and closed during 1913, have been demolished during the year, and 11 others made fit for habitation.

The number of visits made in connection with the houses reported under Section 17 were 1,953, and 192 under Section 15.

In order that the various works may be carried out 147 tenants were displaced, the total number of occupants displaced being 901, the remaining houses being unoccupied at the time of the service of the Closing Orders.

**Statement required by Article V. of the Housing (Inspection of District) Regulations, 1910, in regard to the Inspection of Dwelling Houses under Section 17 (1) of the Housing, Town Planning, &c., Act, 1909.**

Number of dwelling houses inspected under and for the purposes of the section, 233.

Number of such dwelling houses which were considered to be in a state so dangerous or injurious to health so as to be unfit for human habitation, 221.

Number of such dwelling houses in respect of which representations were made to the Local Authority with a view to making of Closing Orders, 182.

Number of dwelling houses in respect of which Closing Orders were made by the Local Authority, 182.

Number of dwelling houses the defects in which were remedied without the making of Closing Orders, Nil.

Number of dwelling houses which, after the making of Closing Orders, were made fit for human habitation, 15.

The general character of the defects found in the houses inspected were as follows:—

Damp walls and surroundings, general dilapidations as—decayed plaster, decayed and broken floors, doors, stairs, leaky roofs, window frames decayed and broken, windows not made to open, insanitary and insufficient closet accommodation, lack of through ventilation, premises dark with insufficient surrounding air space, lack of sink and washing boiler, dark and unventilated food stores or no food store, unpaved, damp and dirty yards and insufficient water supply.



**List of Houses which have been reported for Notices  
to be served under Section 15 of the Housing,  
Town Planning, &c., Act., 1909.**

Albany Road, Hartshill, Stoke—103.  
Barker Street, Longton—28, 30, 32, 34, 36, 38, 40, 42, 46.  
Barker's Passage, Longton—21.  
Bryan Street, Hanley—98, 100.  
High Street, Tunstall—12, 14  
Johnson Street, Tunstall—5.  
Marsh Street, Hanley—8, 10, 12, 14, 16.  
Short Street, Longton—15.

Sanitary defects found to exist in above houses, and dealt with  
under the Act:—


|  |     |
|--|-----|
| Damp walls ... ..  | 11  |
| Windows not made to open ... ..                                | 21  |
| Defective window frames ... ..                                 | 2   |
| Sinks defective or required ... ..                             | 8   |
| Want of sinks and waste pipes ... ..                           | 6   |
| Want of gully to carry waste pipe from sink ... ..             | 1   |
| Defective floor tiles ... ..                                   | 8   |
| Defective floors of living rooms and sculleries ... ..         | 21  |
| Defective bedroom floors ... ..                                | 3   |
| Insufficient water supply ... ..                               | 6   |
| Water-tap not laid over sink ... ..                            | 3   |
| Want of proper scullery ... ..                                 | 4   |
| Want of washing boiler for domestic purposes ... ..            | 5   |
| Defective eaves spouting ... ..                                | 5   |
| Defective fall pipe ... ..                                     | 1   |
| Want of flushing apparatus to closet pans ... ..               | 13  |
| Defective closet pans ... ..                                   | 5   |
| Want of closet accommodation ... ..                            | 2   |
| Privy cesspools ... ..   | 2   |
| Want of ashes accommodation ... ..                             | 12  |
| External walls requiring seam-pointing ... ..                  | 14  |
| Defective yard paving... ..                                    | 16  |
| Defective plasterings of walls and ceilings ... ..             | 41  |
| Dilapidated pantry wall ... ..                                 | 1   |
| Defective scullery walls ... ..                                | 4   |
| Insufficient ventilation and light to rooms ... ..             | 17  |
| Defective roofs of houses, sculleries, and outbuildings ... .. | 8   |
| Defective timberwork ... ..                                    | 8   |
| Defective drainage ... ..                                      | 4   |
| Defective woodwork insides houses ... ..                       | 3   |
| Defective staircase steps ... ..                               | 1   |
| Dirty houses ... ..  | 3   |
| Structural defects ... ..                                      | 5   |
| Total ... ..   | 264 |

List of Houses reported during 1914 under Section 17 of the Act, some of which were demolished, others made fit for habitation, and the remainder not fully dealt with.

| Situation of Premises  | No. of houses closed | Type of houses         | General Character of Defects   | No. of rooms |          | No. of occupants |          | No. of houses demolished | No. of houses made fit for habitation | No. of houses demolished |
|--|----------------------|------------------------|--|--------------|----------|------------------|----------|--------------------------|---------------------------------------|--------------------------|
|  |                      |                        |  | Living       | Sleeping | Over 10          | Under 10 |                          |                                       |                          |
| Albany Street, Goldenhill—2, 4, 6, 8, 10, 12, 14, 16, 18, 20, 22, 24, 26, 28, 30 | 15                   | Through                | Damp, defective drainage, insufficient water supply for domestic purposes...                                 | 15           | 30       | 43               | 20       | ...                      | ...                                   | ...                      |
| America Street, Tunstall—30, 32, 34, and 2 houses at rear of No. 34              | 5                    | 2 Thro. 1 Front 2 Back | Damp, insufficient ventilation, water supply for domestic purposes and sanitary conveniences                 | 7            | 10       | 16               | 4        | 5                        | ...                                   | ...                      |
| Albany Road Hartshill—101, 105   | 2                    | 1 Thro. 1 not Thro.    | Damp, dilapidated, and generally in an insanitary state  | 2            | 4        | 5                | 3        | 2                        | ...                                   | ...                      |
| Bryan Street, Hanley—96a, 98a, 100a, 102a  | 4                    | Through                | Damp, and general dilapidations  | 6            | 10       | 13               | 11       | 4                        | 1                                     | ...                      |
| Bow Street, Hanley—14  | 1                    | Through                | In a ruinous condition   | 1            | 2        | ...              | ...      | ...                      | ...                                   | ...                      |
| Booth's Square, Tunstall—2, 4, 6, 8  | 4                    | Through                | Damp, and general dilapidations  | 6            | 7        | 10               | 4        | 4                        | ...                                   | ...                      |
| Bath Street, Burslem—20, 22, 24, 26, 28  | 5                    | Front                  | Damp, insufficient ventilation   | 5            | 10       | 13               | 8        | 5                        | ...                                   | ...                      |
| Barker Street, Longton—2, 4, 6, 8, 10, 12, 14, 16, 18, 20, 22, 24, 26            | 13                   | Through                | Damp, without proper sanitary accommodation and outhouses, defective drainage                                | 24           | 25       | 43               | 20       | 13                       | 13                                    | ...                      |
| Barker's Passage, Longton—18, 19, 20, 22, 23, 24, 25                             | 7                    | 3 Thro. 4 not Thro.    | Damp, houses standing below level of ground, generally dilapidated and without proper sanitary accommodation | 10           | 14       | 19               | 8        | 7                        | ...                                   | ...                      |
| Central Street, Goldenhill—1, 3, 5, 7, 9, 11, 13, 2, 4, 6, 8, 10, 12, 14         | 14                   | Through                | Damp, defective drainage, insufficient water supply for domestic purposes...                                 | 14           | 29       | 36               | 25       | 1                        | ...                                   | 2                        |
| Cobridge Road, Hanley—246, 248, 250, 252, 254                                    | 5                    | 2 Thro. 3 Back         | Damp, generally dilapidated  | 5            | 8        | 11               | 8        | 5                        | ...                                   | ...                      |
| Cook's Entry, Court 1, Broad Street, Hanley—2, 4, 6, 8, 10, 12                   | 6                    | 1 Thro. 5 Back         | Damp, generally dilapidated  | 7            | 8        | 21               | 9        | 6                        | ...                                   | ...                      |
| Chell Street, Hanley—11, 13, 15  | 3                    | Front                  | Damp, insufficient ventilation and sanitary conveniences   | 3            | 6        | 9                | 1        | 3                        | ...                                   | ...                      |
| Cotton's Row, Hartshill—1, 2, 3, 4, 5, 6, 7, 8, 9, 10, 11                        | 11                   | 5 Thro. 6 not Thro.    | Damp, congested area without proper sanitary conveniences  | 12           | 23       | 28               | 29       | 11                       | ...                                   | ...                      |
| Chancery Lane, Longton—27, 29, 31, 33, 35, 37, 39                                | 7                    | 6 Thro. 1 not Thro.    | Generally dilapidated, congested area  | 13           | 14       | 16               | 15       | ...                      | ...                                   | ...                      |
| Canning Square, Fenton—3, 4, 5, 6  | 4                    | 4 Thro.                | Damp, and generally dilapidated, defective floors, yard, water supply not laid on to houses                  | 4            | 8        | 11               | 13       | ...                      | ...                                   | ...                      |
| East Street, Goldenhill—2, 4, 6, 8, 10, 12, 1, 3, 5, 7, 9, 11                    | 12                   | Through                | Damp, defective drainage, insufficient water supply for domestic purposes...                                 | 12           | 23       | 36               | 30       | 2                        | ...                                   | 2                        |
| East Street—11. Eardley Street—1. Penkhull                                       | 1                    | Through                | Damp and old house, generally dilapidated  | 2            | 2        | 2                | 3        | 1                        | ...                                   | ...                      |
| Hancock's Yard, America Street, Goldenhill—23, 24, 25, 26, 27                    | 5                    | Front                  | Damp, general dilapidation, insufficient air space   | 5            | 5        | 7                | 8        | 5                        | 1                                     | 4                        |
| High Street, Hanley—184  | 1                    | Front                  | Damp, dilapidated, want of through ventilation   | 1            | 2        | 5                | ...      | 1                        | ...                                   | ...                      |
| High Street, Tunstall—22   | 1                    | Through                | Damp and dilapidated   | 2            | 2        | 4                | 1        | 1                        | ...                                   | ...                      |
| Honeywall, Stoke—1 and 3, Court 2  | 2                    | Not Thro.              | Main buildings dilapidated, without proper and sufficient sanitary accommodation                             | 2            | 2        | 5                | 5        | 2                        | ...                                   | ...                      |
| " " 1 = 3, " 3   | 2                    | Through                | Damp, without proper and sufficient sanitary accommodation   | 4            | 4        | 7                | 3        | ...                      | ...                                   | ...                      |
| " " 3 = 5, " 4   | 2                    | Not Thro.              | Damp and dilapidated, defective old buildings  | 2            | 2        | 4                | 6        | ...                      | ...                                   | ...                      |
| " " 1 = 2, " 5   | 2                    | Not Thro.              | Damp, congested and generally dilapidated  | 3            | 4        | 4                | 3        | 2                        | ...                                   | ...                      |
| Hampton Street, Joiner's Square, Hanley—34, 36                                   | 2                    | Through                | Damp and dilapidated   | 4            | 4        | ...              | ...      | 2                        | ...                                   | ...                      |
| Honeywall, Stoke—31, 33  | 2                    | Not Thro.              | Generally dilapidated, without proper drainage and sanitary conveniences...                                  | 2            | 2        | 4                | ...      | 1                        | ...                                   | ...                      |
| " " 1, 2, 3, Court 1   | 3                    | Through                | Without proper sanitary conveniences, and generally dilapidated  | 3            | 6        | 4                | 7        | ...                      | ...                                   | ...                      |
| Johnson Street, Tunstall—7, 9, 11, 13  | 4                    | 2 Thro. 2 Front        | Damp, dilapidated, and insufficient air-space  | 6            | 8        | 8                | 8        | 8                        | ...                                   | ...                      |
| King's Arms Court, Hanley—4, 6, 8  | 3                    | Back                   | Damp, insufficient ventilation   | 3            | 3        | 6                | 5        | 3                        | ...                                   | ...                      |
| Lord Street, Etruria—16a   | 1                    | Back                   | Damp, insufficient ventilation and dilapidated   | 1            | 2        | 2                | 2        | 3                        | ...                                   | ...                      |
| Lockett's Square, Longton—3, 5, 7, 9, 15   | 5                    | 4 Thro. 1 not Thro.    | Congested area, dark, damp and generally dilapidated   | 6            | 10       | 13               | 6        | ...                      | ...                                   | ...                      |
| Marsh Street, Hanley—8a  | 1                    | Back                   | Damp, insufficient ventilation   | 1            | 1        | 1                | 1        | ...                      | ...                                   | ...                      |
| " (Back), Hanley—3   | 1                    | Back                   | Damp and dilapidated   | 1            | 2        | 4                | 2        | 1                        | ...                                   | 1                        |
| Market Street, Fenton—104  | 1                    | Through                | Dark, damp and dilapidated, stands below street level  | 2            | 2        | 2                | 1        | 1                        | ...                                   | ...                      |
| Norfolk Street, Hanley—6a  | 1                    | Back                   | Damp and dilapidated   | 1            | ...      | 2                | ...      | 1                        | ...                                   | ...                      |
| Nicklin's Court, High Street, Hanley—176, 178, 180, 182                          | 4                    | Back                   | Damp and generally dilapidated   | 4            | 6        | 11               | 10       | 4                        | ...                                   | ...                      |
| Oldham Street, Joiner's Square, Hanley—29a, 35, 37, 39, 41, 43, 45               | 7                    | 6 Thro. 1 not Thro.    | Generally dilapidated  | 14           | 4        | 20               | 12       | 7                        | ...                                   | ...                      |
| Pittshill Bank, Pittshill—13, 14, 15   | 3                    | 1 Front 2 Thro.        | General dilapidations  | 3            | 3        | 5                | 8        | 5                        | ...                                   | ...                      |
| Shippery Lane, Hanley—3  | 1                    | Through                | General dilapidations and dampness   | 3            | 3        | 7                | ...      | 1                        | ...                                   | ...                      |
| Stubbs Street, Burslem—25  | 1                    | Through                | Damp and dilapidated   | 2            | 2        | 4                | ...      | 1                        | ...                                   | ...                      |
| Spring Place, Hanley—5, 7, 9, 11   | 4                    | Through                | Damp and general dilapidations   | 8            | 10       | ...              | ...      | ...                      | ...                                   | ...                      |
| Sutherland Road, Longton—120, 122, 138, 140                                      | 4                    | 2 Thro. 2 not Thro.    | Damp, dilapidated old houses   | 6            | 6        | 8                | 8        | 4                        | ...                                   | 1                        |
| Sadler's Cottages, Etruria—1, 2, 3, 4  | 4                    | Not Thro.              | Damp and dangerous houses, without proper sanitary conveniences  | 4            | 8        | 2                | 4        | 1                        | ...                                   | ...                      |
| Short Street, Longton—1, 3, 2, 4, 6, 8, 10, 12, 13, 17                           | 10                   | 9 Thro. 1 not Thro.    | Congested area, general dilapidations  | 11           | 12       | 25               | 9        | 6                        | ...                                   | ...                      |
| Trent Walk, Joiner's Square, Hanley—2  | 1                    | Through                | Dangerous and damp, 4½ gable end   | 2            | 2        | 4                | 2        | 1                        | ...                                   | ...                      |
| Upper Hill Street, Longton—1, 3, 5, 7, 9, 11, Court 2                            | 6                    | Through                | General dilapidations, water supply not laid on to houses, bad sanitary accommodation                        | 12           | 12       | 10               | 2        | 3                        | ...                                   | ...                      |
| Uttometer Road, Longton—200, 202   | 2                    | Not Thro.              | Damp, old dilapidated houses   | 3            | 2        | 3                | 2        | 4                        | ...                                   | ...                      |
| Victoria Road, Longton—1, 3  | 2                    | Through                | Damp, old dilapidated houses   | 2            | 2        | 4                | 3        | 2                        | ...                                   | ...                      |
| West Street, Goldenhill—2, 4, 6, 8, 10, 12, 14                                   | 7                    | 6 Thro. 1 Front        | Damp, defective drainage, insufficient water supply for domestic purposes...                                 | 7            | 14       | 22               | 15       | 1                        | ...                                   | 1                        |
| Well Street, Tunstall—19, 21, 23   | 3                    | 1 Thro. 2 Front        | Damp, dilapidated, and insufficient air-space  | 3            | 5        | 6                | 2        | 3                        | ...                                   | 2                        |
| Willett Square, Newcastle Street, Burslem—3, 6, 10, 12                           | 4                    | Back                   | Damp, dilapidated, and insufficient air-space  | 3            | 8        | 8                | 2        | 3                        | ...                                   | ...                      |
| Totals ...   | 221                  | 144 Thro. 77 not Thro. |  | 283          | 393      | 553              | 348      | 147                      | 15                                    | 13                       |
|  |                      |                        |  | 676          | 901      |                  |          |                          |                                       |                          |

SUMMARY.—Houses closed, 221. No. of rooms in such houses, 676. No. of houses made fit for habitation, 15. No. of houses demolished, 13. No. of tenants displaced, 147. No. of occupants, 901.





List of Houses reported previous to 1914, which were not fully dealt with, and have been demolished or made fit for habitation during the year:—

| Situation of Premises   | Number of Houses | Type of House                       | Number of Rooms | Number of Houses demolished | Number of Houses made fit for habitation |
|---|------------------|-------------------------------------|-----------------|-----------------------------|--|
| Albert Street, Tunstall—9 ...   | 1                | Through                             | 2               | —                           | 1  |
| Back Longfield Terrace, Hanley—31, 33                                     | 2                | "                                   | 7               | —                           | 2  |
| Back Parker Street, Hanley—1a ...   | 1                | Back                                | 2               | 1                           | —  |
| Back Watergate Street, Tunstall—25, 27                                    | 2                | "                                   | 4               | 2                           | —  |
| Bryan Street, Hanley—39, 41, 45 ...                                       | 3                | Through                             | 12              | 3                           | —  |
| Bryan Street, Hanley, house rear of 45                                    | 1                | Back                                | 2               | 1                           | —  |
| Back Walker Street, Burslem—1a ...  | 1                | "                                   | 3               | —                           | 1 added to house No. 55, Brownhills      |
| Berry Lane, Longton—1, 2, 3, 4, 5, 6, 7, 8, 9                             | 9                | { 5 Not Thro.<br>4 Through }        | 25              | 9                           | —  |
| Barker's Passage, Longton—13, 14, 15, 16, 17                              | 5                | { 1 Not Thro.<br>4 Through }        | 15              | 0                           | 5  |
| Back West Street, Hanley—4, 6, 18, 20                                     | 4                | Through                             | 16              | 4                           | —  |
| Crane's Yard, Albert Street, Tunstall—17, 19, 21, 23                      | 4                | "                                   | 11              | 2                           | 2  |
| Charles Street, Hanley—22 ...   | 1                | Back                                | 3               | 1                           | —  |
| Chell Street, Hanley—96, 98 ...   | 2                | Through                             | 6               | 2                           | —  |
| Grocott's Yard, Stoke—1, 2, 3, 4 ...                                      | 4                | "                                   | 12              | 4                           | —  |
| Herbert Street, Hanley—32, 34, 36, 38                                     | 4                | "                                   | 14              | 4                           | —  |
| High Street, Hanley—57a ...   | 1                | "                                   | 3               | 1                           | —  |
| Heathcote Court, Longton—1, 3, 5 ...                                      | 3                | { 1 Not Thro.<br>2 Through }        | 8               | 3                           | —  |
| King Street, Longton—32, 34 ...   | 2                | Through                             | 6               | 2                           | —  |
| King Street, Longton—1 and 3 Court 4                                      | 2                | { 1 Not Thro.<br>1 Through }        | 2               | 2                           | —  |
| King Street, Longton—3, Court 2 ...                                       | 1                | Not Through                         | 3               | 1                           | —  |
| Mayer Bank, Burslem—9, 11, 13, 15 ...                                     | 4                | { 1 Front<br>3 Through }            | 15              | 4                           | —  |
| Park Street, Fenton—Yew Tree Cottage                                      | 1                | Not Through                         | 2               | 1                           | —  |
| The Slang, Nile Street, Burslem—158, 160, 162                             | 3                | Front                               | 7               | 3                           | —  |
| Sytch Place, Burslem—4, 5, 6, 7, 8, 9, 10, 11, 12, 13, 14, 15, 16, 18, 19 | 15               | { 3 Front<br>1 Back<br>11 Through } | 44              | 15                          | —  |
| Total ...   | 76               | 52 Through<br>24 Not Thro.          | 224             | 65                          | 11                                       |



### Register of Rainfall in 1914, kept at the Meir, Longton

(By the courtesy of Mr. R. C. Frain.)

|                  | Total Depth<br>(inches) | Greatest Rainfall in<br>24 hours |      | No. of days on<br>which .01 inch<br>or more fell |
|------------------|-------------------------|----------------------------------|------|--|
|                  |                         | Inches                           | Date |  |
| January ... ..   | 2.01                    | 0.42                             | 9th  | 13   |
| February ... ..  | 1.77                    | 0.50                             | 21st | 16   |
| March ... ..     | 3.50                    | 0.47                             | 11th | 24   |
| April ... ..     | 0.98                    | 0.39                             | 4th  | 10   |
| May ... ..       | 2.37                    | 0.49                             | 4th  | 13   |
| June ... ..      | 1.08                    | 0.31                             | 9th  | 11   |
| July ... ..      | 5.96                    | 1.05                             | 20th | 21   |
| August ... ..    | 2.60                    | 0.61                             | 2nd  | 11   |
| September ... .. | 1.52                    | 0.41                             | 12th | 11   |
| October ... ..   | 1.76                    | 0.67                             | 25th | 13   |
| November ... ..  | 3.26                    | 0.66                             | 11th | 19   |
| December ... ..  | 6.07                    | 0.82                             | 27th | 21   |
| Totals ... ..    | 32.88                   | —                                | —    | 183  |

### Register of Rainfall in 1914, kept at the Hanley Sewage Works, Hanley.

(By the courtesy of Mr. W. H. Makepeace, Borough Sewage  
Engineer.)

|                  |     |     |     |     | Total Depth<br>(inches) | Wet Days |
|------------------|-----|-----|-----|-----|-------------------------|----------|
| January ... ..   | ... | ... | ... | ... | 1.91                    | 12       |
| February ... ..  | ... | ... | ... | ... | 1.84                    | 13       |
| March ... ..     | ... | ... | ... | ... | 3.53                    | 26       |
| April ... ..     | ... | ... | ... | ... | 1.10                    | 11       |
| May ... ..       | ... | ... | ... | ... | 2.65                    | 13       |
| June ... ..      | ... | ... | ... | ... | 1.60                    | 9        |
| July ... ..      | ... | ... | ... | ... | 4.68                    | 21       |
| August ... ..    | ... | ... | ... | ... | 3.01                    | 11       |
| September ... .. | ... | ... | ... | ... | 1.42                    | 8        |
| October ... ..   | ... | ... | ... | ... | 2.01                    | 14       |
| November ... ..  | ... | ... | ... | ... | 3.21                    | 18       |
| December ... ..  | ... | ... | ... | ... | 6.03                    | 23       |
|                  |     |     |     |     | 32.99                   | 179      |





