

[Report 1960] / Medical Officer of Health, Stockport County Borough.

Contributors

Stockport (England). County Borough Council.

Publication/Creation

1960

Persistent URL

<https://wellcomecollection.org/works/d6pextvx>

License and attribution

You have permission to make copies of this work under a Creative Commons, Attribution license.

This licence permits unrestricted use, distribution, and reproduction in any medium, provided the original author and source are credited. See the Legal Code for further information.

Image source should be attributed as specified in the full catalogue record. If no source is given the image should be attributed to Wellcome Collection.



Wellcome Collection
183 Euston Road
London NW1 2BE UK
T +44 (0)20 7611 8722
E library@wellcomecollection.org
<https://wellcomecollection.org>



COUNTY BOROUGH
OF STOCKPORT




ANNUAL
REPORT

of the

MEDICAL OFFICER
OF HEALTH

J. YULE, M.D., D.P.H.


1960





Annual Report
ON THE
Health
OF THE
County Borough of Stockport
For the Year 1960

J. YULE, M.D., D.P.H.,
Medical Officer of Health



Digitized by the Internet Archive
in 2018 with funding from
Wellcome Library

<https://archive.org/details/b30137585>

CONTENTS

Section	Pages
Introduction	10 - 11
I Statistics, Natural and Social Conditions of the Area	13 - 22
(a) Statistical Memorandum	14
(b) Statistics and Social Conditions of the Area	14
(c) Comparative Statement of Vital Statistics	15
(d) Vital Statistics	16
(i) Population	16
(ii) Births	16
(iii) Deaths	16
(iv) Illegitimacy	16 - 17
(v) Vital Statistics Table	18
(vi) Birth Rate, Death Rate, Infant Mortality Rate, Maternal Mortality Rate (1923-1960)	19
(vii) Causes of Death	20 - 21
(e) Sickness Figures	22
II Sanitary Circumstances of the Area	23 - 32
(a) (i) Water	24
(ii) Drainage and Sewerage	24 - 25
(b) Rivers and Streams	25
(c) (i) Closet Accommodation	25
(ii) Public Cleansing	25
(iii) Shops Acts	25 - 26
(iv) Pharmacy and Poisons Act, 1933	26
(v) Swimming Baths and Pools	26
(vi) Eradication of Bed Bugs	26
(vii) Premises and Occupations which can be Controlled by Bye-laws and Regulations	26 - 27
(viii) Prevention of Damage by Pests Act, 1949	27
(ix) Rag Flock and other Filling Materials Act, 1951	27
(x) Smoke Abatement	27 - 28
(d) Schools	28
(e) National Assistance Act, 1948 (Section 47)	28
(f) Public Health Inspection	28 - 29
(g) Factories Act, 1937	30 - 32
III Housing	33 - 40
(a) New Houses	34
(b) Ward Distribution of New Houses	34
(c) Number of Houses Completed	35
(d) Type of Houses built by the Local Authority	36 - 38
(e) Account of Work undertaken in the Borough	39 - 40
(f) Housing Act, 1936 - Overcrowding	40
(g) Slum Clearance	40
IV Inspection and Supervision of Food	41 - 48
(a) Milk Supply	42
(b) Meat and Other Foods	42 - 46
(c) Adulteration	45 - 46
(d) Nutrition	46
(e) Shell Fish	46
(f) Fertilising and Food Stuffs Act	46
(g) Legal Proceedings	47
(h) Ice Cream Vendors	47
(i) Food Poisoning Outbreaks	48

<i>Section</i>	<i>Pages</i>
V Prevalence of, and Control over Infectious and Other Diseases	49 - 61
(a) Notifiable Infectious Disease	50 - 54
(b) Diphtheria Immunisation	55
(c) Vaccination	56
(d) Tuberculosis	57 - 59
(e) Burial of Unclaimed Bodies	60
(f) Welfare of the Blind	60 - 61
VI Maternity and Child Welfare	63 - 78
(A) GENERAL	
(a) Notification of Births	64
(b) Stillbirths	64
(c) Maternal Deaths	64
(d) Ante and Post-Natal Clinics	65
(e) Health Visitors	65
(f) Child Life Protection	65
(g) Child Welfare Clinics	65 - 66
(h) Immunisation	66 - 67
(i) Diphtheria Immunisation	66
(ii) Whooping Cough Immunisation	67
(iii) Triple Antigen	67
(i) Treatment of the Pre-School Child	67
(j) Stockport Voluntary Committee for M. & C.W.	67
(k) Supply of Dried Milk	69
(l) Supply of Welfare Foods	69
(m) Dental Treatment	68
(n) (i) Handicapped Children	69
(ii) Blind Children	69
(o) Home Accidents	69 - 70
(p) Infant Mortality	70
(B) MIDWIFERY	
(a) Municipal Domiciliary Midwifery Service	71
(b) Supervision of Midwives	71
(c) Supervision of Nursing Homes	71
(d) Care of Premature Babies	71 - 72
(i) Domiciliary Deliveries	71
(ii) Hospital Deliveries	72
(e) Blood Investigation	72
(f) Relaxation Classes	73
(g) Ante-natal care related to Toxaemia	73
(C) HOME NURSING	73 - 76
(D) HOME HELP	76 - 77
(E) DAY NURSERIES	77 - 78
VII Mental Health Services	79 - 86
(a) Introduction	80 - 82
(b) Administration	82
(c) Account of work undertaken in the Community	82 - 84
(d) Training Centres	84 - 85
(e) Ambulance Service	85
(f) Progress of the Mental Health Services	85 - 86
VIII Prevention of Illness, Care and After Care	88 - 96
(a) Health Education	88 - 89
(b) Tuberculosis	89 - 91
(c) Venereal Diseases	92
(d) Mental Disorder and Mental Subnormality	93
(e) Other Types of Illness	93
(f) Provision of Nursing Equipment and Apparatus	93
(g) Convalescent Treatment	93 - 94
(h) Chiropody Service	94 - 96
IX Ambulance Service	98 - 99
(a) General	98
(b) Vehicles	98
(c) Garages	98
(d) Details of work carried out	98 - 99
X Co-ordinating Committee	102 - 103

County Borough of Stockport**HEALTH COMMITTEE**

(As at 31st December, 1960)

Chairman Councillor C.J. Doherty, J.P.*Vice-Chairman* Alderman H. Hope.

The Worshipful the Mayor Alderman Mrs. C. S. Grant.

Alderman H. Patten, O.B.E., M.A., J.P.	Councillor T. Buckley
Alderman S. Sidebotham	Councillor W. Cameron
Alderman J. Sowden	Councillor T. J. Vernon Parry
Alderman Mrs. M. White	Councillor R. H. Roberts
Councillor H.H. Brooks, J.P.	Councillor J.E. Walton
Councillor S. Brumat	Councillor Mrs. M. Willis

MATERNITY AND CHILD WELFARE SUB-COMMITTEE*Chairman* Alderman Mrs. M. White*Vice-Chairman* Councillor T. Buckley

Alderman H. Patten, O.B.E., M.A., J.P.	Councillor W. Cameron
Alderman S. Sidebotham	Councillor C. J. Doherty, J.P.
Alderman H. Hope	Councillor T. J. Vernon Parry
Alderman J. Sowden	Councillor R. H. Roberts
Councillor H. H. Brooks, J.P.	Councillor J. E. Walton
Councillor S. Brumat	Councillor Mrs. M. Willis

Co-opted Member :

Mrs. M. Wyness (Stockport Sick Poor Nursing Association)

STAFF OF THE HEALTH DEPARTMENT

Medical Officer of Health : Principal School Medical Officer
Administrative Maternity and Child Welfare Officer

John Yule, M.D., Ch.B., D.P.H., F.R.S.H.

Deputy Medical Officer of Health

Alexander Robert Millar Moir, M.D., Ch.B., D.P.H.

**Assistant Medical Officers of Health and
Maternity and Child Welfare Officers :**

Marjorie Ward, M.B., Ch.B., D.P.H.

Margaret I. A. Smith, L.R.C.P.Ed., L.R.C.S.Ed., L.R.F.P.S. Glas., D.R.C.O.G.

**Assistant Medical Officers Maternity and
Child Welfare Centres (part-time) :**

M. Wilson, M.B., Ch. B.

M. I. H. Roberts, M.B., Ch.B., D.P.H.

E. Bradshaw, M.B., Ch.B.

PUBLIC HEALTH INSPECTORS**Chief Public Health Inspector**

F. Winder, Cert.S.I.B., M.R.S.H., F.A.P.H.I. # * †

Deputy Chief Public Health Inspector

H. Howard, Cert.S.I.B., M.R.S.H., M.A.P.H.I. *

Senior District Inspectors

L. Davies, Cert.S.I.B., M.R.S.H., M.A.P.H.I. # *

R. Thompson, Cert.S.I.B., M.R.S.H., M.A.P.H.I. #

J. B. Brown, D.P.A., Cert.S.I.B., M.A.P.H.I. # * †

W. H. Tomlinson, Cert.S.I.B., M.A.P.H.I. # * †

District Inspectors

G. E. Hill, Cert.S.I.B., A.R.S.H. # (Resigned 14. 2. 60)

R. Taylor, Cert.S.I.E.J.B., M.A.P.H.I. #

G. D. Barker, Cert.P.H.I.E.B., M.A.P.H.I., M.R.S.H. #

R. L. Robbins, Cert.P.H.I.E.B. #

B. Hamer, Cert.P.H.I.E.B., M.A.P.H.I.

I. G. Rowbotham, Cert.P.H.I.E.B., M.A.P.H.I. (appointed 6. 7. 60)

K. Ashworth, Cert.P.H.I.E.B., M.A.P.H.I. # (appointed 8. 2. 60)

A. T. Morgan, Cert.P.H.I.E.B., M.A.P.H.I. (appointed 18. 7. 60)

D. H. Thomas, Cert.P.H.I.E.B. (appointed 22. 8. 60)

Pupil Inspectors

W. A. Spence (Resigned 24. 9. 60)

J. T. Ainsworth (Housing) (appointed 12. 12. 60)

F. R. Knighton (appointed 11. 1. 60)

D. T. Ford (appointed 6. 7. 60)

Senior Housing Inspector

S. A. Barker, Cert.S.I.B., M.A.P.H.I. #

Housing Inspectors

T. Stockton, Cert.S.I.B., M.A.P.H.I.

A. Newton, Cert.S.I.B., M.A.P.H.I. (Resigned 18. 9. 60)

(2 Vacant Posts)

Meat and other Foods certificate

* Smoke Certificate

† Sanitary Science

Rodent Operatives

Rodent Officer J. Ainsworth

(3 operatives)

General Assistants

J. MacDonald

A. Hughes

N. B. Fielding

MATERNITY AND CHILD WELFARE**Superintendent Health Visitor**

Miss L. M. Drew, S.R.N., S.C.M., H.V. Cert.

Superintendent, Welfare Centres :

Miss S. C. Griffiths, S.R.N., S.C.M., H.V. Cert.

Health Visitors :

Miss A. D. Clark, S.R.N., S.C.M., H.V. Cert.
 Miss E. D. Brook, S.R.N., S.C.M., H.V. Cert.
 Miss V. Burton, S.R.N., S.C.M., H.V. Cert.
 Miss D. Howarth, S.R.N., S.C.M., H.V. Cert.
 Miss M. Walker, R.F.N., S.R.N., S.C.M., H.V. Cert. (Resigned 24.12.60)
 Mrs. V. M. Rayner, S.R.N., S.C.M., H.V. Cert.
 Miss M. M. Humphries, S.R.N., S.C.M., H.V. Cert.
 Miss E. Evans, S.R.N., S.C.M., H.V. Cert.
 Mrs. A. M. Bennett (nee Temperley) S.R.N., S.C.M., H.V. Cert.
 Miss L. M. G. Price, S.R.N., S.C.M., H.V. Cert.
 Mrs. W. Parsley, S.R.N., S.C.M., H.V. Cert. (Resigned 31.5.60)
 Miss M. A. Storah, S.R.N., S.C.M., H.V. Cert. (Transferred to School Health Service, 27.6.60)
 Mrs. F. I. Thomas, S.R.N., S.C.M., H.V. Cert. (Transferred to School Health Service, 27.6.60)
 Mrs. A. Brown, S.R.N., S.C.M., H.V. Cert. (Commenced 26.9.60)
 *Miss C. I. L. Lambert, S.R.N., S.C.M.

* Student Health Visitor

Physiotherapists :

Miss J. P. Davie (Part-time)
 Miss P. N. Harrison (Part-time)
 Mrs. Butter (Part-time)
 Mrs. Crawford
 Mrs. E. B. Lawrence

Non-Medical Supervisor of Midwives :

Miss D. A. Carter, S.R.N., S.C.M., Q.N. *

Municipal Midwives

Miss F. R. Clayton, S.R.N., S.C.M., Q.N. *
 Mrs. M. Wheeler, S.C.M. *
 Mrs. M. B. Seddon, S.R.N., S.C.M., Q.N. *
 Miss J. E. J. Maguire, S.R.N., S.C.M. *
 Mrs. I. M. Munro, S.R.N., S.C.M. *
 Mrs. S. A. Pugh, S.R.N., S.C.M. *
 Mrs. W. Davenport, S.C.M. *
 Miss B. Finneran, S.C.M. *
 Mrs. N. Slack, S.R.N., S.C.M. *
 Miss E. A. Macarty, S.R.N., S.C.M. *
 Mrs. P. B. Maddock, S.R.N., S.C.M. *
 Miss E. Hardy, S.R.N., S.C.M., H.V. Cert. *
 Mrs. M. Scragg, S.R.N., S.C.M., Q.N. *
 Mrs. L. E. Welchew, S.C.M. * (Commenced 16.5.60)
 Miss S. E. Southall, S.C.M. * (Commenced 12.12.60)

Maternity Nurses

Mrs. I. Y. Key, S.R.N., S.C.M., * (Part-time)
 Miss R. E. Wright, S.C.M., (Part-time) (Resigned 26.3.60)
 Mrs. N. Gough, S.R.N., (Part-time)
 Mrs. J. Cool, S.R.N., (Part-time) Resigned 28.10.60
 Mrs. M. E. Crossland, S.R.N., S.C.M.
 Mrs. H. M. J. Harris, S.R.N., S.C.M.
 Mrs. C. Creasy, S.C.M. (Resigned 27.2.60)
 Mrs. M. E. Timms, S.R.N., S.C.M., Q.N. (Resigned 31.12.60)
 Mrs. J. R. Hilton, S.R.N. (Commenced 11.6.60)

* Analgesic Certificate

Day Nurseries :**DAW BANK**

Matron : Mrs. M. E. Kenny, S. R. N., S. C. M.
 Staff Nurse : Miss B. A. Bertrand, N. N. E. B.
 (4 Nursing Staff, 3 Domestic Staff)

WHITEHILL

Matron : Mrs. D. J. Allen, S. R. N.
 Deputy Matron : Mrs. A. E. Glover, S. R. N. (Resigned 19. 6. 60)
 Miss P. Moore (Commenced 29. 8. 60)
 (6 Nursing Staff, 3 Domestic Staff)

Domestic Help Service

Organiser : Miss N. Lingard (Resigned 12. 3. 60)
 Deputy Organiser : Miss R. Bowers (Appointed Organiser 14. 3. 60)
 Miss D. A. Knowles (Appointed 21. 3. 60)
 (7 Domestic Helps Full-time, 87 Part-time)

Home Nursing Service

Superintendent : Miss V. M. Fallows, S. R. N., S. C. M., Q. N.
 Assistant Superintendent : Miss E. Davis, S. R. N., S. C. M., H. V. Cert., Q. N.
 (17 District Nurses Full-time, 5 Part-time)
 (4 Bath Attendants)

Ambulance Service

Superintendent : J. R. Chynoweth
 Deputy Superintendent : R. H. Briggs
 (31 Driver/Attendants)
 1 General Assistant

MENTAL HEALTH SERVICE**Senior Mental Health Officer**

H. H. Birtles (Appointed 3. 8. 60)

Mental Health Officers

Mrs. S. H. Saunders, S. R. N., R. M. N., R. M. P. A., M. I. S. P.
 Mr. G. E. Lanceley, S. R. N., R. M. N. (Resigned 29. 2. 60)
 Mr. J. E. Morrison, R. M. N. (Commenced 2. 5. 60)

Training Centres :**BEACON HOUSE**

Supervisor : Mrs. S. D. Hancock
 (5 Assistant Supervisors)

PROSPECT HOUSE

Supervisor : Mrs. J. C. MacDonald (Resigned 31. 5. 60)
 E. M. Saul (Appointed 21. 6. 60)
 (2 Assistant Supervisors)
 1 Handicraft Instructor

CLERICAL STAFF**Senior Administrative Assistant :**

G. Calvert, F.C.C.S.

Administrative Assistant :

H. Joules

General Health**Statistical Clerk :**

E. N. Forsyth

Wages and Accounts Clerk :

D. A. Farrington

Shorthand Typists:

Miss E. W. Jones (Senior Shorthand Typist)

Miss D. A. Knowles (Appointed Deputy Domestic Help Organiser 21. 3. 60)

Mrs. J. Huxley (Appointed 24. 10. 60)

Junior Clerks :

Miss F. J. Heywood

Miss H. Stockton (Appointed 3. 10. 60)

Miss G. D. Wall (Appointed 21. 3. 60)

Maternity and Child Welfare**Senior Clerk :**

Miss N. Toyne

Clerks :

Mrs. M. P. Lister (Resigned 6. 3. 60)

Mrs. M. Faulkner (Resigned 17. 4. 60)

Miss J. A. Meredith

Miss J. Swindells

Miss M. J. Comish

Miss T. Cannally

Miss J. A. Blacker

Miss S. M. Smethurst (Appointed 11. 4. 60)

SANITARY**Senior Clerks :**

W. L. Foulkes

S. Houchin (Commenced 11. 1. 60)

Shorthand Typists :

Miss M. Harrison

Miss P. A. Buckley (Resigned 19. 8. 60)

Miss K. M. Christopher (Commenced 7. 11. 60)

Junior Clerks :

(Two Vacant Posts)

Public Analyst (Part-Time) :

Tennyson Harris, P.H.C., F.C.I.S.

**To the Worshipful the Mayor, Aldermen and Councillors
of the County Borough of Stockport**

Mr. Mayor, Ladies and Gentlemen,

I have the honour to submit to you my Report on the health of the Borough during 1960. This is my 26th Annual Report and I shall have retired before it is submitted to the Council.

Last year I outlined the progress which had been made in the health of the people of Stockport during the last quarter of a century.

This year the birth rate was 17.23 compared with 15.6 for the previous year. The death rate was 13.36 compared with 12.27 for 1959. The infant mortality rate increased from 27.57 in 1959 to 33.23 this year, and for the second year in succession there were no maternal deaths.

It is noteworthy that for the 10th year in succession no case of diphtheria has occurred in the town. This satisfactory position is due to the active immunisation programme which has been pursued against diphtheria. It is certain that a similar result could be obtained against poliomyelitis if we could have the full practical co-operation of the people in the town, particularly those adults between the ages of 26 and 40. Only 776 cases of infectious disease were notified this year compared to 1,300 in 1959 and no deaths occurred from measles in 1959. The number of cases of notified pulmonary tuberculosis dropped from 61 last year to 39 this year. No case of poliomyelitis occurred this year against 2 paralytic cases in 1959. Deaths from cancer were 331 of which 171 were males and 160 females, compared with 315 cases in 1959.

Slum clearance continues and during the year five Compulsory Purchase Orders have been approved by the Ministry of Housing and Local Government. These orders include 13 clearance areas involving 407 unfit houses and 54 other lands. Of the 6,000 slum properties scheduled for demolition 2,684 have been dealt with in the last six years. If this rate of progress is maintained the greater part of the problem should be resolved in less than ten years.

A third Smoke Control Area, (Edgeley Park) has been submitted to the Minister of Housing and Local Government for final approval.

The work of the Mental Health Service continues to expand. A site has been obtained for an Adult Training Centre in Portwood and a site for one of our Hostels in the Woodbank area.

The scheme for the extension of the Chiropody Service to the aged, and to expectant mothers, which commenced in April, 1960, is now running smoothly and efficiently.

Three of our Welfare Centres closed in 1960. Churchgate House closed in July when the clinic sessions were transferred to Ponsonby House. Edgeley Clinic closed in June, when the clinic sessions were transferred to Ponsonby House, and Great Moor Clinic has transferred to the Scouts Hall, Great Moor, pending the building of a new clinic in Great Moor.

The Home Nursing Service was transferred to Ponsonby House, in May, 1961. This is a further step towards the complete integration of the services of the Health Department.

The Ambulance Service has continued to deal efficiently with all the demands made upon it. A site for the new Ambulance Station has been acquired in Heaton Lane and the building of this Ambulance Station is about to commence.

Advantage has been taken of the facilities available in Ponsonby House for showing films in connection with Health Education and various topics, together with tape-recorded explanatory matter. The method of public address from a mobile broadcasting van has been put to full use in publicity campaigns for mass x-ray and poliomyelitis vaccination.

The Department suffered a grievous loss on the 13th May 1961, by the death of Councillor C. J. Doherty, J.P. who had been Chairman of the Health Committee for the last six years. He had proved himself an active, energetic, and progressive Chairman and the town owes him a great debt of gratitude for his outstanding services.

I would like to take this opportunity of paying tribute to the members of the staff of the Health Department who have given such loyal and devoted service to the Department during my whole period of office. Many of the members have retired but to those who are still members of the staff I wish to offer my thanks for their excellent service and response to all demands which have been made upon them. In particular I wish to thank Dr. Moir for his devoted service as my Deputy for a period of 21 years. It is a particular pleasure to me that he has been appointed my successor and I wish him every happiness and success for the future.

I am deeply grateful to all the various committees for their consideration and encouragement at all times.

I have the honour to be,

Your obedient servant,

J. YULE.

Medical Officer of Health.

Health Department,
Ponsonby House,
STOCKPORT.

July, 1961

The Home Nursing Service was transferred to Pennsylvania House in May 1961. This is a further step in the complete integration of the services of the Health Department.

The Ambulance Service has continued to deal efficiently with all the demands made upon it. A site for the new Ambulance Station has been acquired in Boston Lane and the building of this Ambulance Station is about to commence.

Advantage has been taken of the facilities available in Pennsylvania House for showing films in connection with Health Education and various lectures, together with tape-recorded explanatory matter. The method of public address from mobile broadcasting has been put to full use in publicity campaigns for mass vaccination and polio-vaccination.

The Department welcomed a generous loan on the 15th July 1961, by the death of Commander G. J. Bennett, M.B.E., who had been Chairman of the Health Committee for the last six years. He had proved himself an active, energetic and progressive Chairman and the loan owes him a great debt of gratitude for his outstanding services.

I would like to take this opportunity of paying tribute to the members of the staff of the Health Department who have given such loyal and devoted services to the Department during a whole period of office. Many of the members have retired but for those who are still members of the staff I wish to offer my warmest thanks for their excellent services and responses to all demands which have been made upon them. In particular I wish to thank Dr. Holt for his devoted services as Deputy for a period of six years. It is a particular pleasure to me that he has been appointed as Secretary and I wish the every happiness and success for the future.

I am deeply grateful to all the various committees for their consideration and recommendations. I have the honour to be

Yours faithfully,
[Signature]

Medical Officer of Health

Health Department,
Pennsylvania House,
BOSTON LANE, BOSTON.

It is a pleasure to have been asked to attend the meeting of the Health Committee on the 15th July 1961. I was sorry to be unable to attend in person but I have the honour to be

STATISTICS NATURAL AND SOCIAL CONDITIONS OF THE AREA

(A) STATISTICAL RESEARCH

Year	Population	Area (sq. miles)	Density (per sq. mile)
1910	141,240	14,124	10
1920	141,240	14,124	10
1930	141,240	14,124	10
1940	141,240	14,124	10
1950	141,240	14,124	10

SECTION I

STATISTICS NATURAL AND SOCIAL CONDITIONS

OF THE AREA

Year	Population	Area (sq. miles)	Density (per sq. mile)
1910	141,240	14,124	10
1920	141,240	14,124	10
1930	141,240	14,124	10
1940	141,240	14,124	10
1950	141,240	14,124	10

COUNTY BOROUGH OF STOCKPORT

SECTION I

Statistics, Natural and Social Conditions of the Area

(a) STATISTICAL MEMORANDUM

	Stockport	England and Wales (Provisional)
Population (Census 1951).....	141,660	-
Estimated Civilian Population, Mid Year.....	141,440	45,862,000
Area in acres.....	8,439	-
Live Births.....	2,437	-
Live Birth Rate per 1,000 population.....	17.23	17.1
Illegitimate Live Births per cent of total live births.....	5.7%	-
Still births.....	58	-
Still birth rate per 1,000 total live and still births.....	23.24	19.7
Total live and still births.....	24,95	-
Infant deaths (under 1 year).....	81	-
Infant Mortality Rate per 1,000 live births - total.....	33.23	21.7
- legitimate.....	33.08	-
- illegitimate.....	35.71	-
Neo-natal mortality rate per 1,000 live births.....	24.21	-
Early Neo-Natal Mortality rate.....	18.05	-
Perinatal Mortality rate.....	40.88	-
Maternal Deaths (including abortion).....	Nil	-
Maternal mortality rate per 1,000 total live and still births.....	Nil	-
Birth rate per 1,000 population adjusted for area comparability... ..	17.74	-
General Death rate per 1,000 population.....	13.36	11.5
adjusted for area comparability.....	14.02	-

(b) STATISTICS AND SOCIAL CONDITIONS OF THE AREA

Area (in acres).....	8,439
Registrar-General's estimate of resident civilian population, 1960.....	141,440
Number of inhabited houses (31/12/60) according to rate books, approx.....	48,720
Sum represented by a penny rate (1959/60).....	£6,688
Rateable Value at 1st April, 1960.....	£1,671,564

Extracts from vital statistics for the year :-

	Total	M.	F.	
Live Births : Legitimate	2,297	1,125	1,172	} Birth Rate per 1,000 of the estimated resident popu- lation (141,440) 17.23
Illegitimate	140	65	75	
Stillbirths.....	58	32	26	Rate per 1,000 total births (live and stillbirths) 23.24
Deaths.....	1,890	905	985	Death rate per 1,000 of the estimated resident popula- tion (141,440) 13.36

Deaths from diseases and accidents of pregnancy and childbirth.....Nil.

Death Rate of Infants under one year of age:

All Infants per 1,000 live births.....	33.23
Legitimate Infants per 1,000 legitimate live births.....	33.08
Illegitimate Infants per 1,000 illegitimate live births.....	35.71
Deaths from Neoplasms (all ages).....	331
" " Measles (all ages).....	Nil
" " Whooping Cough (all ages).....	Nil
" " Diarrhoea (under 2 years of age).....	1
Death Rate from Pulmonary Tuberculosis per 1,000.....	0.056
Death Rate from all other Tubercular Diseases.....	Nil

(c) COMPARATIVE STATEMENT OF VITAL STATISTICS

YEAR 1960

	Birth Rate	Death Rate	Infant Mortality Rate	Still Birth Rate (per 1000 live & still births)	Peri-Natal Mortality Rate	Death Rate from Phthisis	Death Rate from other Tub. Diseases	Maternal Mortality Rate per 1000 Total (Live and Still Births)		
								Maternal causes excluding abortion	Due to Abortion	Total maternal mortality
England and Wales	17.1	11.5	21.7	19.7	x	.068	0.007	* 0.31	* 0.08	* 0.39
Birkenhead	17.8	12.9	24.3	23.7	36.2	0.11	-	0.73	-	0.73
Burnley	15.99	15.83	24.07	26.45	42.33	0.087	-	-	-	-
Bury	17.56	14.79	13.45	25.28	35.58	0.05	-	-	-	-
Halifax	16.99	14.45	32.26	20.06	35.87	0.13	-	0.61	-	0.61
Liverpool	21.15	11.78	28.25	23.07	38.86	0.107	0.004	0.306	-	0.306
Manchester	18.92	12.42	29.06	25.30	41.01	0.12	-	0.23	0.15	0.38
Preston	17.83	12.76	31.64	18.91	35.89	0.06	-	-	0.49	0.49
Rochdale	16.2	14.2	31.0	23.6	38.0	0.10	0.01	-	0.7*	0.7*
Salford	18.56	12.67	26.75	21.59	36.31	0.13	-	-	0.33	0.33
St. Helens	17.47	11.53	39.16	36.72	54.33	0.09	-	0.50	-	0.50
STOCKPORT	17.23	13.36	33.23	23.24	40.88	0.56	-	-	-	-
Wallasey	17.88	12.59	24.32	20.13	31.78	0.097	.019	0.53	-	0.53
Wigan	16.52	12.04	28.42	19.79	40.32	0.11	-	0.73	-	0.73

* Provisional

(d) VITAL STATISTICS**(i) Population**

The Registrar-General's estimate of the civilian population for the Borough at mid-year, 1960, is 141,440. This figure is based primarily on the National Register enumeration taken at the end of September, 1939, adjusted for the subsequent movement of population derived from that Register. Non-Civilians (i.e., Stockport inhabitants serving with Her Majesty's Forces) are excluded from this estimate.

(ii) Births

The corrected number of births registered for the Borough during 1960 was 2,437, of which 1,190 were males and 1,247 females. The birth-rate per thousand of the population was equal to 17.23, the figure for 1959 being 15.6. In 1959, there were 2,212 births - 1,174 males, 1,038 females.

The birth-rate for England and Wales was 17.1.

(iii) Deaths

The corrected number of deaths recorded during 1960 was 1,890, namely 905 males and 985 females. The death-rate per thousand of the estimated population was 13.36 as compared with 12.27 in 1959.

The rate for England and Wales was 11.5.

More detailed information and certain comparative rates of other similar towns are shown in the tables on pages 14, 15, and 18 to 21.

The Chief Causes of Death were :

	1960	1959
Heart Disease	665	510
Other Circulatory Diseases	67	42
Neoplasm, Malignant Disease	331	315
Pneumonia (all forms)	79	57
Vascular Lesions	296	320
Bronchitis	114	115

There were also the following Deaths from:

Suicide	17	15
Accidents	48	56

The Death Rate from Pulmonary Tuberculosis for the whole of the Borough was 0.056 per 1,000 of the population, as compared with 0.04 for 1959, and the total number of deaths recorded was 8 as compared with 6 for 1959.

The number of deaths of children under one year of age was 81, giving an Infant Mortality Rate for 1960 of 33.23. The Rate for 1960 for England and Wales was 21.7.

(iv) Illegitimacy

During the year there were 140 illegitimate births recorded by the Registrar-General as belonging to the Borough, as compared with 125 in 1959. This gave an illegitimate birth rate of 35.71 per thousand total live births, as compared with 32.0 in 1959.

There were five deaths of illegitimate children born during 1960.

The following table shows the comparison between the death rates of illegitimate children and others registered in the Borough during the past few years.

Year	Esti- mated popula- tion	Births		Illegitimate Births		Total deaths under 1 year of age	Infant mor- tality per 1000 births	Deaths of illegiti- mates under 1 year of age	Illegiti- mate infant mortality per 1000 illegiti- mate births
		Legit- imate	Illegit- imate	to 1000 pop'l'n	to 1000 births				
1945	129280	1955	190	1.47	88.57	147	68.53	16	84.21
1946	137680	2504	179	1.30	66.72	138	51.43	16	89.39
1947	140720	2864	174	1.24	57.27	147	48.39	11	63.22
1948	140900	2323	141	1.00	57.22	91	36.93	6	42.55
1949	141460	2163	116	0.82	50.90	93	40.81	6	51.72
1950	142110	2036	114	0.80	53.02	76	35.35	3	26.32
1951	140700	1954	109	0.77	52.83	85	41.20	5	45.87
1952	141000	2019	92	0.65	43.58	61	28.90	6	65.22
1953	141000	2045	112	0.79	51.92	64	29.67	2	17.86
1954	141200	1981	108	0.76	51.69	79	37.81	6	55.55
1955	141100	1961	100	0.71	48.52	69	33.47	7	70.00
1956	140900	2174	126	0.89	54.78	66	28.69	1	7.93
1957	141200	2183	83	0.65	40.86	50	21.96	NIL	NIL
1958	141400	2208	97	0.68	42.08	58	25.16	6	61.85
1959	141500	2087	125	0.88	56.50	61	27.57	4	32.0
1960	141440	2297	140	0.99	57.44	81	33.23	5	35.71

(v)

1951 - Total population at all ages, 141,660
 Area of District in acres (land and water) : 7,059
 Census of 1931 Private families or separate occupiers : 33,760

VITAL STATISTICS OF WHOLE BOROUGH DURING 1960, AND PREVIOUS YEARS

Year 1	Total Population estimated to middle of each year 2	Births			Total deaths Registered in the District		Transferable Deaths		Nett Deaths Belonging to the District			
		Un- corrected Number 3	Nett		Number 6	Rate 7	of Non- residents registered in the District 8	of Resi- dents not registered in the District 9	Under 1 Years of Age		At all Ages	
			Number 4	Rate 5					Number 10	Rate per 1000 Nett Births 11		Number 12
1950	142,110	2758	2150	15.13	2281	16.05	527	113	76	35	1867	13.14
1951	140,700	2700	2063	14.66	2558	18.18	650	155	85	41	2063	14.66
1952	141,000	2774	2111	14.97	2337	16.57	688	131	61	29	1780	12.62
1953	141,000	2887	2157	15.3	2581	18.30	659	122	64	30	2044	14.50
1954	141,200	2851	2089	14.8	2312	16.37	669	111	79	38	1751	12.40
1955	141,100	2601	2061	14.61	2457	17.41	646	127	69	33	1946	13.79
1956	140,900	2799	2300	16.32	2520	18.38	627	137	66	28	1893	13.43
1957	141,200	2800	2276	16.11	2471	17.50	649	118	50	21	1822	12.90
1958	141,400	2901	2305	16.30	2645	18.9	691	156	58	25	1954	13.81
1959	141,500	2811	2212	15.6	2320	16.4	753	120	61	27	1737	12.27
1960	141,440	3194	2437	17.23	2402	16.9	695	147	81	33	1890	13.36

(vi) BIRTH RATE, DEATH RATE, INFANT MORTALITY RATE, AND MATERNAL MORTALITY RATE, (1923 - 1960)

<i>Year</i>	<i>Birth-rate</i>	<i>Death-rate</i>	<i>Infant Mortality</i>	<i>Maternal Mortality</i>
1923	17.63	12.66	92	5.21
1924	16.37	13.86	87	5.51
1925	16.51	13.94	97	2.76
1926	16.06	12.78	82	4.77
1927	14.66	12.54	77	6.70
1928	14.32	12.79	77	5.68
1929	13.30	13.87	92	6.12
1930	13.79	12.02	57	1.60
1931	13.60	13.85	79	6.04
1932	12.66	12.72	71	2.94
1933	12.23	13.83	83	4.27
1934	13.58	11.85	55	3.82
1935	12.93	11.97	57	5.59
1936	13.65	13.16	76	3.15
1937	14.14	13.94	57	8.60
1938	14.35	13.03	56	2.94
1939	14.12	13.56	70	1.49
1940	14.57	15.28	60	1.47
1941	14.16	14.18	75	4.62
1942	16.59	12.96	67	4.05
1943	17.30	14.00	64	2.20
1944	18.62	13.86	68	4.03
1945	16.59	13.46	68	2.70
1946	19.49	13.12	51	1.08
1947	21.59	13.28	48	0.95
1948	17.49	11.86	36	0.79
1949	16.11	13.18	40	0.42
1950	15.13	13.14	35	0.46
1951	14.66	14.66	41	1.41
1952	14.97	12.62	29	1.86
1953	15.30	14.50	30	1.36
1954	14.80	12.40	38	0.92
1955	14.61	13.79	33	0.47
1956	16.32	13.43	28	1.69
1957	16.11	12.90	21	NIL
1958	16.30	13.81	25	0.33
1959	15.6	12.27	27	NIL
1960	17.23	13.36	33	NIL

(vi) CAUSES OF DEATH AT DIFFERENT PERIODS OF LIFE IN THE COUNTY BOROUGH OF STOCKPORT, 1960

Causes of Death	SEX	Age Group										Total		
		0-	1-	5-	15-	25-	45-	65-	75-					
1. Tuberculosis Respiratory	M					1	4							5
2. Tuberculosis other	F					1	1					1		3
3. Syphilitic disease	M						1					1		-
4. Diphtheria	F												2	2
5. Whooping Cough	M													-
6. Meningococcal Infections	F													-
7. Acute Poliomyelitis	M													-
8. Measles	F													-
9. Other infective and Parasitic diseases	M					2								2
10. Malignant Neoplasm, Stomach	F						2							4
11. Malignant Neoplasm, Lung, Bronchus	M					1	11					15	4	30
12. Malignant Neoplasm, (Pectoral) (Breast)	F					2	6					13	7	27
13. Malignant Neoplasm, Uterus	M					2	35					26	4	67
14. Other Malignant and Lymphatic Neoplasms	F						4					5	1	13
15. Leukaemia, aleukaemia	M						9					8	6	1
16. Diabetes	F													23
17. Vascular lesions of Nervous System	M					1	1					2	4	14
18. Coronary disease, Angina	F			1		3	23					26	19	73
19. Hypertension with Heart Disease	M					4	27					30	21	83
20. Other heart diseases	F					1	3					1	1	6
	M					1	1					3	1	6
	F													-
	M					1	18					2	3	6
	F					2	20					28	53	100
	M					3	76					55	119	196
	F					1	15					73	75	227
	M						8					42	76	134
	F						2					3	5	16
	M					3	10					6	14	22
	F				3	3	27					26	42	84
	M					3						29	123	182

CAUSES OF DEATH AT DIFFERENT PERIODS OF LIFE IN THE COUNTY BOROUGH OF STOCKPORT, 1960 (Cont.)

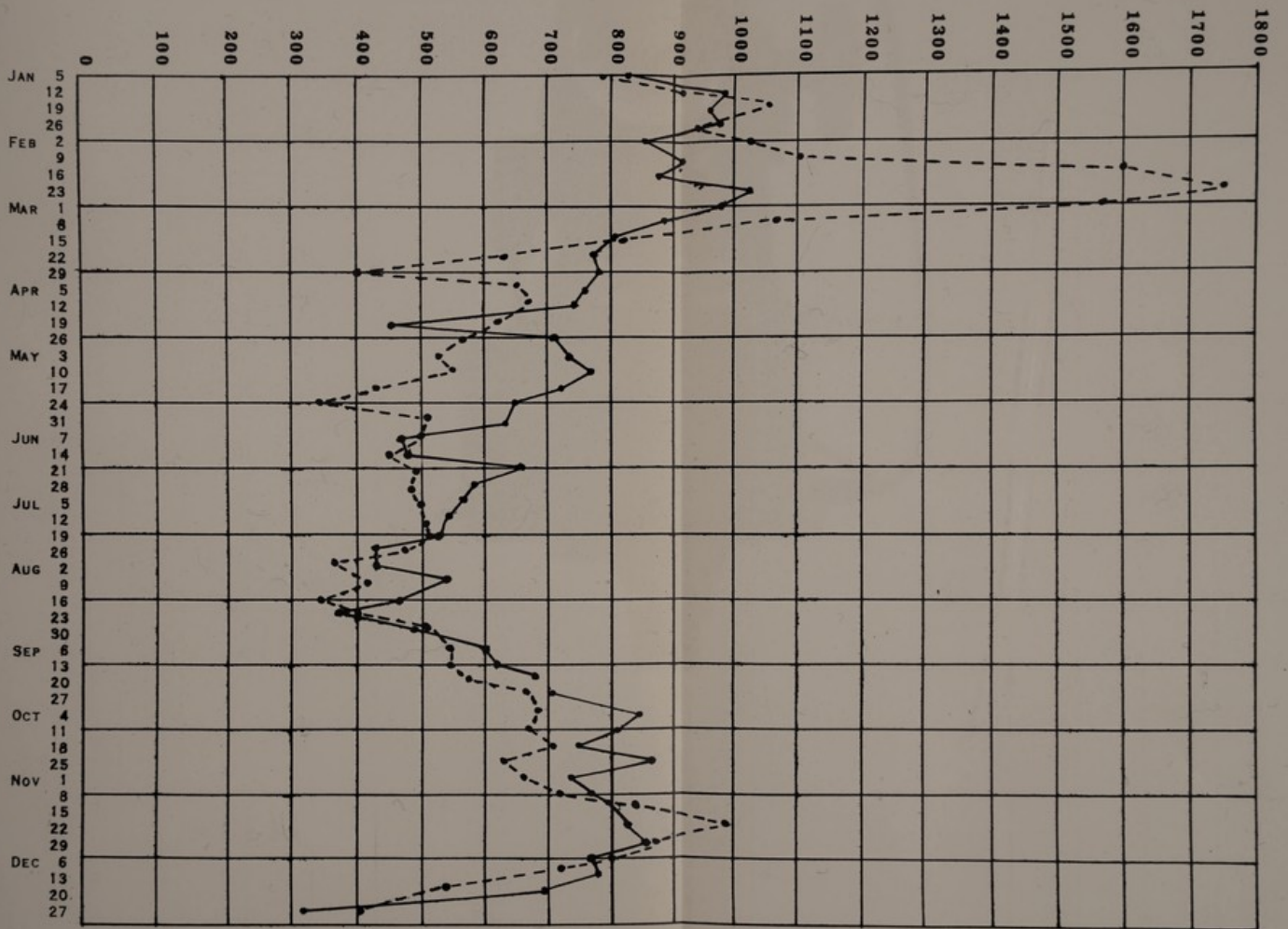
Causes of Death	SEX	0-	1-	5-	15-	25-	45-	65-	75-	Total
21. Other circulatory diseases	M					1	9	5	11	26
	F						6	3	32	41
22. Influenza	M									
	F		1							
23. Pneumonia	M	12			1		3	8	12	35
	F	8					5	8	21	44
24. Bronchitis	M	2					24	33	25	84
	F	1				3	4	4	18	30
25. Other diseases of Respiratory system	M					1	2	6	9	17
	F	1				2	4	1	6	9
26. Ulcer of Stomach and duodenum	M					1	4	2	5	13
	F					1	1	3	1	5
27. Gastritis, Enteritis and Diarrhoea	M					1	1	1	1	4
	F	1			1		1	1	1	5
28. Nephritis and Nephrosis	M				1	1	2		1	5
	F									2
29. Hyperplasia of prostate	M							4	4	8
30. Pregnancy, Childbirth, Abortion	M									
	F									
31. Congenital Malformation	M	7					1			8
	F	3						1		4
32. Other defined and ill-defined diseases	M	24		2	1	1	9	9	15	60
	F	22		1	3	2	15	17	42	99
33. Motor vehicle accidents	M		1	3		2	3	1	3	13
	F			1		2	4	3	3	11
34. All other accidents	M			1		2	2	1	3	9
	F				1	1	2	1	11	15
35. Suicide	M					1	11	1	1	14
	F						3			3
36. Homicide and operations of War	M					1		1		2
	F									
All causes	M	45	2	7	6	26	258	271	129	905
	F	36	2	2	4	24	158	243	526	985
Totals		81	4	9	10	50	416	514	655	1890

(e) SICKNESS FIGURES

The figures shown below represent the number of first sickness certificates submitted to the local insurance office by the working population in the Stockport area. This year the peak period again occurred in February, when 1,027 certificates were submitted in one week compared with 1,760 in February, 1959.

INCIDENCE OF SICKNESS - WORKING POPULATION, 1960										
Jan.	5th	823	Aug.	2nd	440
..	12th	990	..	9th	528
..	19th	974	..	16th	471
..	26th	977	..	23rd	375
Feb.	2nd	860	..	30th	499
..	9th	920	Sept.	6th	604
..	16th	879	..	13th	612
..	23rd	1027	..	20th	679
						..	27th	710
Mar.	1st	999	Oct.	4th	850
..	8th	890	..	11th	806
..	15th	807	..	18th	761
..	22nd	784	..	25th	862
..	29th	797					
Apl.	5th	773	Nov.	1st	758
..	12th	749	..	8th	777
..	19th	465	..	15th	811
..	26th	709	..	22nd	808
						..	29th	853
May	3rd	734	Dec.	6th	771
..	10th	757	..	13th	781
..	17th	718	..	20th	696
..	24th	660	..	27th	317
..	31st	642					
June	7th	476					
..	14th	485					
..	21st	653					
..	28th	592					
July	5th	576					
..	12th	556					
..	19th	546					
..	26th	440					
										Average weekly 712

INCIDENCE OF SICKNESS - WORKING POPULATION OF STOCKPORT
 1959 ----- 1960



The water supply of Stockport is provided by the Stockport Corporation Water Undertaking, which has a capacity of 82 million gallons per day. The total area supplied with water is 127 square miles. The estimated population supplied in 1925 was 174,000. The estimated population supplied in 1935 was 194,000. The estimated population supplied in 1945 was 214,000. The estimated population supplied in 1955 was 234,000. The estimated population supplied in 1965 was 254,000. The estimated population supplied in 1975 was 274,000. The estimated population supplied in 1985 was 294,000. The estimated population supplied in 1995 was 314,000. The estimated population supplied in 2005 was 334,000. The estimated population supplied in 2015 was 354,000. The estimated population supplied in 2025 was 374,000. The estimated population supplied in 2035 was 394,000. The estimated population supplied in 2045 was 414,000. The estimated population supplied in 2055 was 434,000. The estimated population supplied in 2065 was 454,000. The estimated population supplied in 2075 was 474,000. The estimated population supplied in 2085 was 494,000. The estimated population supplied in 2095 was 514,000.

SECTION II

SANITARY CIRCUMSTANCES OF THE AREA

(i) The water supply of the area and of its several parts has been examined and found to be of a high quality. (ii) The water supply of the area and of its several parts has been examined and found to be of a high quality. (iii) The water supply of the area and of its several parts has been examined and found to be of a high quality. (iv) The water supply of the area and of its several parts has been examined and found to be of a high quality. (v) The water supply of the area and of its several parts has been examined and found to be of a high quality. (vi) The water supply of the area and of its several parts has been examined and found to be of a high quality. (vii) The water supply of the area and of its several parts has been examined and found to be of a high quality. (viii) The water supply of the area and of its several parts has been examined and found to be of a high quality. (ix) The water supply of the area and of its several parts has been examined and found to be of a high quality. (x) The water supply of the area and of its several parts has been examined and found to be of a high quality.

(xi) The water supply of the area and of its several parts has been examined and found to be of a high quality. (xii) The water supply of the area and of its several parts has been examined and found to be of a high quality. (xiii) The water supply of the area and of its several parts has been examined and found to be of a high quality. (xiv) The water supply of the area and of its several parts has been examined and found to be of a high quality. (xv) The water supply of the area and of its several parts has been examined and found to be of a high quality. (xvi) The water supply of the area and of its several parts has been examined and found to be of a high quality. (xvii) The water supply of the area and of its several parts has been examined and found to be of a high quality. (xviii) The water supply of the area and of its several parts has been examined and found to be of a high quality. (xix) The water supply of the area and of its several parts has been examined and found to be of a high quality. (xx) The water supply of the area and of its several parts has been examined and found to be of a high quality.

SECTION 11

Sanitary Circumstances of the Area**(a) (i) Water**

The water supply of Stockport is provided by the Stockport Corporation Water Undertaking, which has a statutory area of 82 square miles. It also provides supplies in bulk to other areas.

The total area supplied with water is 137 square miles, with an estimated population in 1960 of 303,498, the average daily consumption being 12,224,000 gallons.

The estimated population supplied in bulk is 46,559 with an average daily consumption of 1,774,000 gallons and the estimated population supplied in detail is 256,939 with an average daily consumption of 10,450,000 gallons, equal to 40.67 gallons per head per day, 30.87 gallons being un-metered (i.e. Domestic) and 9.80 gallons metered (i.e. Trade).

- (i) The water supply of the area and of its several parts has been satisfactory (a) in quality, and (b) in quantity.
- (ii) Bacteriological examinations were made monthly of the raw water and weekly of the treated water going into supply, the results being satisfactory. Chemical analyses were made monthly of the raw and treated water going into supply, the results being satisfactory.
- (iii) The water is chemically treated to prevent plumbo-solvent action, with satisfactory results. The chemical analyses are dealt with in (ii) above.
- (iv) The water is stored in impounding reservoirs, treated by mechanical filtration plant, and subsequently chlorinated.
- (v) 48,046 dwelling-houses with a population of 141,440 are supplied from public water mains direct to the houses. No domestic supplies are given by standpipe.

(ii) Drainage and Sewerage

The whole of the property in the developed areas of the borough are sewered with the exception of those in the Offerton Road area which at present are on septic tanks, but many of the old main branch sewers are seriously overloaded in the time of storm, especially the Adswold High Level Sewer and the Reddish Outfall Sewer. The main trunk sewers in the town centre and the outfall to the sewage purification works are adequate.

In view of the increased dry weather flow over the last few years, the present sewage purification works are barely of sufficient capacity to give a regularly satisfactory effluent. The time is approaching when consideration will have to be given to installing additional clarifiers, aeration units and sludge dry beds.

I am indebted to the Borough Surveyor, for the following details of work carried out during the year.

Number of back passages paved and sewered	NIL
Length of sewers laid	2.69 miles
Number of cellar areas closed and filled in for street improvements	NIL
Number of houses demolished for street improvements..	NIL
Number of water-closets erected in connection with new houses and buildings	634

(b) Rivers and Streams

There has not been any important change during the year.

(c) (i) Closet Accommodation

During 1960 Nil Waste Water Closets were converted to W.C.s, 305 additional W.C.s were provided as distinct from new houses provision, 40 W.C.s were provided for adaptation of old houses into flats. Number of W.C.s erected in new houses : 634.

The following table indicates the position in the Borough, as compared with the previous year.

	1959	1960
Water closets	53,502	54,313
Waste water closets	59	59
Pail Closets	59	58
Privvy Middens	-	-
Cesspools	2	2

(ii) Public Cleansing

No change.

At the end of 1960, there were the following sanitary appliances:-

Ashbins	59,137
Ashpits	-

(iii) Shops Acts

Summary of Work under the Shops Act, 1950

Number of Shops on the Register	2,512
Number of visits for all Purposes	3,489
Notices Served :	
Preliminary	139
Statutory	-
Notices Complied with :	
Preliminary	83
Statutory	-
Notices Outstanding :	
Preliminary	176
Statutory	-

Nature of Work Complied With:

Renewals and Repairs to Sanitary Accommodation	16
General Drainage and Repairs	31
Premises Cleansed	22
Ash Bins Renewed	9
Prescribed Forms Obtained and displayed	10
Additional Facilities Required and Provided:	
Sanitary Accommodation	5
Washing Facilities	75
Ventilation and Temperature	12
Facilities for Meals	9
Lighting	4

(iv) Pharmacy and Poisons Act, 1933

The listed sellars on the Register under the above Act is 231.

During the year 244 inspections of these premises were made.

(v) Swimming Baths and Pools

Samples of swimming bath water are taken regularly from both the inlet and outlet ends of the five pools within the borough by the Public Health Inspectors, and during the year 24 samples were taken. These samples are sent to the group laboratory of the Stockport and Buxton Hospital Management Committee for analytical examination, and were found to be consistently good throughout the year, the bathers being able to enjoy a highly satisfactory bath water. The report is forwarded to the Chief Public Health Inspector who provides the Baths Superintendent with a copy of the report for information.

(vi) Eradication of Bed Bugs

During the year 11 Corporation houses were found to be infested with bugs. All the houses were treated with D.D.T. or other insecticide.

In the case of rehousing of families into Corporation houses, the furniture and bedding from 479 houses were disinfested.

In the case of privately-owned houses 27 cases of bug infestation were investigated and treated with D.D.T. or other insecticide.

(vii) Premises and Occupation which can be controlled by Byelaws or Regulations

COMMON LODGING HOUSES. There are 3 Common Lodging Houses in the Borough, to which 43 visits were paid during the year. The Lodging House in Ridgeway Lane was demolished in July, 1960, as a result of clearance action under the provisions of the Housing Acts.

BAKEHOUSES. There are 34 bakehouses (none of which are underground), to which 101 visits were made in the course of the year.

OFFENSIVE TRADES. There are in the Borough 11 premises in which one or other of the offensive trades is carried on, and 23 visits were made to these premises during the year.

FAIRS AND WAKES AND TRAVELLING VANS. In connection with fairs and vans, 285 visits to caravans used as dwelling houses were made.

(viii) Prevention of Damage by Pests Act, 1949

11,247 visits were made under the above Act, advice and assistance was given to the persons concerned as to the safest means of destruction in the various cases. It is known that a large number of rats were destroyed.

Number of premises inspected	6662
Number of visits	11247
Number of premises found infested	749
Number of premises treated	749
Number of block control schemes	539
Number of notices served	r
Legal proceedings taken	-

(ix) Rag Flocks and other Filling Materials Act, 1951

30 visits were made to works in order to ascertain that no infringement of the provisions relating to rag flock was taking place.

(x) Smoke Abatement

A total of 388 smoke observations and visits to boiler plants have been made during the year and advice and assistance has been given where necessary. Improved or additional boiler plant has been installed at several industrial and commercial premises in the borough.

There were three prosecutions during the year in respect of the emission of excessive smoke.

Instruments to measure the extent of atmospheric pollution are situated in different parts of the town and the following table shows the monthly average pollution at the sites in use.

Station	Rain m.m.	Insoluble Deposits	Soluble Deposits	Total Solids	SO ₂ mg/day ₂ 1 000 cm ³ of batch A Lead Peroxide
		Tons per Square Mile			
Cheadle Heath	75.61	6.73	6.14	12.87	2.58
Portwood	77.33	16.38	9.04	25.42	2.39
Georges Road	71.16	11.98	6.85	18.83	-
Police Station	73.73	21.92	8.51	30.43	2.39

During the year a Public Enquiry was held with regard to the Council's proposal to declare a smoke control area in the Woodsmoor district and the decision was not yet to hand at the end of the year. A third area (Edgeley Park) was submitted to the Minister of Housing and Local Government for final approval. Further surveys are proceeding in number 4 and 5 areas in the Edgeley and Cheadle Heath districts.

(d) Schools

New toilet blocks were completed at Belmont Secondary School to replace the old external blocks.

(e) Section 47 of the National Assistance Act, 1948

Action was taken for the compulsory removal to suitable premises of 1 person considered to be in need of care and attention. A number of other cases were brought to the notice of this authority and investigated. In certain cases the persons concerned were persuaded to accept institutional care, other cases were referred to the Welfare Officer.

(f) District Public Health Inspectors' Work

INSPECTIONS MADE AND NUISANCES FOUND:

TOTAL INSPECTIONS MADE (all purposes)	28,415
Total individual properties inspected (all purposes)	19,034
Housing Inspections (under P.H.A.)	6,017
Total individual properties inspected	1,217
Other Inspections (under P.H.A.)	1,838
Courts and Yards	189
Dry Ashpits and Dustbins	135
Drainage	3,735
Water Closets	592
Water Courses	109
Miscellaneous Inspections	1,947
Inspections for Infectious Disease :					
Total Inspections and visits	160
Total houses visited	208
Houses disinfected	
Schools, etc., disinfected	
COMPLAINTS RECEIVED	2,373
NUISANCES FOUND	1,256
NUISANCES ABATED (total)	1,062
WATER CLOSETS, ETC. :					
Water Closets cleansed (by owners)	-
Water Closets cleansed (by occupiers)	1
Water Closet Pedestals, etc., renewed or repaired	32

Water Supply Pipes or Cisterns to Water Closets repaired ..	35
Water Courses Cleansed	7
Dustbins renewed... .. .	3,858
Houses Cleansed, Re-papered, or Lime-washed	-
Sink Waste Pipes Renewed or Repaired	16
Downspouts or Eaves Gutters Renewed or Repaired	144
House Drains Tested	167
House Drains and Drains to Water Closets Reconstructed or Repaired	133
Gully Traps Fixed	13
Soilpipes and Ventilating Shafts Erected	3
Yards, Courts or Passages Drained or Drains Repaired	5
Yards, Courts or Passages Paved or Repaired	11
Yards, Courts or Passages Cleansed by Occupiers	-
Animals Improperly Kept - Removed	3
Accumulations Removed	30
Houses where Structural Repairs have been carried out	598
Miscellaneous Nuisances	23

NOTICES SERVED :

Preliminary	835
Statutory	163
January 1st, 1960, Statutory Notices outstanding	216
December 31st, 1960, Statutory Notices outstanding	231

NOTICES COMPLIED WITH :

Preliminary	669
Statutory	148

COUNTY BOROUGH OF STOCKPORT - YEAR, 1960

(g) FACTORIES ACT, 1937

PART I OF THE ACT

1 - INSPECTIONS for purposes of provisions as to health (including inspections made by Public Health Inspectors) :-

Premises (1)	M/c Line No. (2)	Number on Register (3)	Number of		
			Inspections (4)	Written Notices (5)	Occupiers prosecuted (6)
(i) Factories in which Sections 1, 2, 3, 4 and 6 are to be enforced by Local Authorities	-	47	103	-	-
(ii) Factories not included in (i) in which Section 7 is enforced by the Local Authority	-	820	741	75	-
(iii) Other Premises in which Section 7 is enforced by the Local Authority (excluding out-workers' premises)	-	38	46	-	-
Total.. .. .	-	905	890	75	-

20191

FACTORIES ACT - Continued

2 - CASES IN WHICH DEFECTS WERE FOUND :-

Particulars	M/c line No.	Number of cases in which defects were found				Number of cases in which prosecutions were instituted (7)
		Found	Remedied	Referred To H.M. Inspector	By H.M. Inspector	
(1)	(2)	(3)	(4)	(5)	(6)	(7)
Want of cleanliness (S.1) ..	4	-	-	-	-	-
Overcrowding (S.2) ..	5	-	-	-	-	-
Unreasonable temperature (S.3) ..	6	-	-	-	-	-
Inadequate ventilation (S.4) ..	7	-	-	-	-	-
Ineffective drainage of floors (S.6) ..	8	-	-	-	-	-
Sanitary Conveniences (S.7)	9	7	3	-	6	-
(a) insufficient ..						
(b) unsuitable or defective ..	10	70	45	-	64	-
(c) not separate for sexes ..	11	1	-	-	1	-
Other offences against the Act (not including offences relating to Outwork) ..	12	-	-	-	-	-
Total ..		78	48	-	71	-

FACTORIES ACT - Continued

PART VIII OF THE ACT

OUTWORK

(Sections 110 and 111)

Nature of Work (1)	SECTION 110				SECTION 111		
	No. of out-workers in August list required by Sect. 110 (1) (c) (2)	No. of cases of default in sending lists to the Council (3)	No. of Prosecutions for failure to supply lists (4)	No. of instances of work in unwholesome premises (5)	Notices Served (6)	Prosecutions (7)	
Making, etc.	64	-	-	-	-	-	
Wearing apparel	-	-	-	-	-	-	
Cleaning, washing	-	-	-	-	-	-	
Total	64	-	-	-	-	-	

SECTION III
HOUSING

(a) New Houses

I give below particulars of the houses built or in the course of building at the end of the year, distinguished by

Year	No. of houses erected during the year ended 31st December	No. of houses in course of erection by private enterprise	No. of houses erected by the Corporation during the year	No. of houses in course of erection by the Corporation	No. of houses erected in the various wards of the Borough during the year	No. of houses erected in the various wards of the Borough during the year	
						Private Enterprise	Corporation
1927	285	281	4	281	174	111	174
1928	120	118	2	118	67	51	67
1929	371	367	4	367	227	140	227
1930	371	367	4	367	227	140	227

SECTION III

HOUSING

Year	No. of houses erected during the year	No. of houses in course of erection by private enterprise	No. of houses erected by the Corporation during the year	No. of houses in course of erection by the Corporation	No. of houses erected in the various wards of the Borough during the year	No. of houses erected in the various wards of the Borough during the year	
						Private Enterprise	Corporation
1927	285	281	4	281	174	111	174
1928	120	118	2	118	67	51	67
1929	371	367	4	367	227	140	227
1930	371	367	4	367	227	140	227
					Totals		
					285	281	285
					120	118	120
					371	367	371
					371	367	371

SECTION III

Housing

(a) New Houses

I give below particulars of the houses built or in the course of building at the end of the year :

No. of houses erected during the year ended 31st December, 1960, by private enterprise.....	258
No. of houses in course of erection by private enterprise 31st December, 1960.....	127
No. of houses erected by the Corporation during the year ended 31st December, 1960.....	376
No. of houses in course of erection by the Corporation, 31st December, 1960.....	371

(b) Ward Distribution of New Houses

Number of houses erected in the various Wards of the Borough during the year ended 31st December, 1960.

Ward	No.	Private Enterprise	Corporation	Total
Portwood	1.	-	197	197
St. Mary's	2.	-	-	-
Vernon	3.	-	-	-
Fempshaw Lane	4.	2	-	2
St. Thomas's	5.	-	-	-
Cale Green	6.	-	-	-
Heaviley	7.	73	-	73
Davenport	8.	3	-	3
Shaw Heath	9.	1	-	1
Edgeley	10.	3	-	3
Hollywood	11.	-	-	-
Heaton Lane	12.	65	-	65
Heaton Norris South	13.	4	-	4
Heaton Norris North	14.	41	-	41
Old Road	15.	-	-	-
Lancashire Hill	16.	13	-	13
Reddish South	17.	53	171	224
Reddish North	18.	-	8	8
Totals		<u>258</u>	<u>376</u>	<u>634</u>

(c) Number of houses built by the Corporation and Private Enterprise during the last few years

Year	NUMBER OF HOUSES COMPLETED		Total
	By Private Enterprise	By Corporation	
1920	77	147	224
1921			
1922	125	-	125
1923	176	-	176
1924	241	-	241
1925	405	-	405
1926	335	-	335
1927	330	20	350
1928	333	54	387
1929	294	128	422
1930	233	174	407
1931	468	332	800
1932	471	106	577
1933	670	514	1184
1934	1514	51	1565
1935	1255	270	1525
1936	1443	110	1553
1937	1392	140	1532
1938	1088	162	1250
1939	875	144	1019
1940	75	-	75
1941	17	-	17
1942	6	-	6
1943	-	-	-
1944	-	-	-
1945	4	-	4
1946	141	188	329
1947	91	261	352
1948	13	355	368
1949	36	401	437
1950	82	181	263
1951	73	305	378
1952	81	532	613
1953	156	433	589
1954	244	311	555
1955	361	413	774
1956	238	285	523
1957	248	205	453
1958	177	346	523
1959	213	433	646
1960	258	376	634
	<u>14,239</u>	<u>7,377</u>	<u>21,616</u>

(d) TYPES OF HOUSES BUILT BY THE LOCAL AUTHORITY

Site	A5 Non-Parlour 5 Bedrooms	A4 Non-Parlour 4 Bedrooms	B4 Parlour 4 Bedrooms	B3 Parlour 3 Bedrooms	B2 Parlour 2 Bedrooms	A3 Non-Parlour 3 Bedrooms	A2 Non-Parlour 2 Bedrooms	Flats			Rungas Non-Parlour 1 Bedroom	Temporary Houses 2 Bedrooms	Total
								A3 Non-Parlour 3 Bedrooms	A2 Non-Parlour 2 Bedrooms	A1 Non-Parlour 1 Bedroom			
Dial House.....	-	-	-	101	-	-	-	-	-	-	-	101	
Cheadle Heath No. 1.....	-	-	3	-	-	16	-	-	-	-	-	19	
Cheadle Heath No. 2.....	-	-	-	-	-	-	20	-	-	-	-	20	
Edgeley.....	-	-	-	24	-	3	-	-	-	-	-	27	
Didsbury Road.....	-	-	-	40	-	122	76	70	33	-	-	341	
Criterion Street.....	-	-	-	-	-	118	-	-	-	-	-	118	
Reddish Road.....	-	-	-	-	-	174	-	40	-	-	-	214	
Bates Ley (Garners Lane)....	-	-	-	-	-	600	-	80	-	-	-	680	
Lancashire Hill.....	-	-	-	-	-	64	-	-	-	-	-	64	
School Street.....	-	5	-	-	-	26	-	-	-	-	-	31	
Jowett Street.....	-	7	-	-	-	13	-	-	-	-	-	20	
Stockport Road.....	-	58	-	-	-	176	-	-	36	-	-	270	
Bridge Hall.....	-	25	-	259	-	102	-	6	16	-	-	408	
Adswold Hall.....	-	41	-	-	-	131	-	-	-	-	-	172	
Huntsmans Brow.....	-	17	-	-	-	47	-	-	-	-	-	64	
Woodhall Road.....	-	-	-	-	-	24	-	-	96	-	-	120	
Walnut Tree Farm.....	9	38	-	-	-	138	9	-	-	-	-	194	
Whitehill Estate.....	-	-	-	-	-	-	-	-	-	-	99	99	
Wharfedale Estate.....	-	-	-	50	-	-	-	-	-	-	-	50	
Houldsworth Estate No. 1....	-	-	-	66	-	-	-	-	-	-	-	66	
Houldsworth Estate No. 2....	-	2	19	125	-	6	-	-	-	-	-	152	
Houldsworth Estate No. 3....	-	13	1	-	-	77	37	-	-	-	-	128	
Houldsworth Estate No. 4....	-	-	-	-	-	28	32	-	-	-	-	60	
Houldsworth Estate No. 5....	-	-	-	-	-	7	33	-	-	-	-	40	
Houldsworth Estate No. 7....	-	-	-	-	-	-	-	-	8	-	-	8	
Houldsworth Estate No. 8....	-	-	-	-	-	-	-	-	12	-	-	12	
Houldsworth Estate No. 9....	-	-	-	-	-	1	-	-	2	-	-	3	
Knypersley Avenue.....	-	-	-	36	-	-	-	-	-	-	-	36	
Hollymount Road.....	-	-	-	7	-	-	-	-	-	-	-	7	
Grasmere Avenue.....	-	-	-	-	4	3	5	-	-	-	-	12	
Magda Road.....	-	-	-	34	-	-	-	-	-	-	-	34	
Matlock Road No. 1.....	-	-	-	4	-	-	-	-	-	-	-	4	
Matlock Road No. 2.....	-	-	-	-	-	24	14	-	-	-	-	38	
Bideford Road.....	-	-	-	44	-	6	8	-	-	-	-	58	
Bank Hall Road Nos. 1 and 2	-	-	-	6	-	-	4	-	-	-	-	10	
Clovelly Road.....	-	-	-	10	-	-	-	-	-	-	-	10	
Fernley Road.....	-	-	-	-	-	12	-	-	-	-	-	12	
.....	-	-	-	6	-	4	-	-	-	-	-	10	

(d) TYPES OF HOUSES BUILT BY THE LOCAL AUTHORITY (Continued)

Site	A5 Non-Parlour 5 Bedrooms	A4 Non-Parlour 4 Bedrooms	B4 Parlour 4 Bedrooms	B3 Parlour 3 Bedrooms	B2 Parlour 2 Bedrooms	A3 Non-Parlour 3 Bedrooms	A2 Non-Parlour 2 Bedrooms	Flats			Bungalows Non-Parlour 1 Bedroom	Temporary Houses Bedrooms	Total
								A3 Non-Parlour 3 Bedrooms	A2 Non-Parlour 2 Bedrooms	A1 Non-Parlour 1 Bedroom			
Sterndale Road.....	-	-	6	50	-	-	-	-	-	-	-	-	56
Woodlands Estate.....	-	-	4	70	-	-	-	-	-	-	-	-	74
Brookfield Drive.....	-	-	-	32	-	-	-	-	-	24	-	-	56
Chorlton Grove.....	-	-	-	16	-	28	8	-	-	-	-	-	52
Dial Park Road.....	-	-	-	-	-	12	4	-	-	-	-	-	16
Lowdes Lane.....	-	-	-	-	-	-	16	-	-	-	-	-	16
Worwick Road.....	-	-	-	-	-	30	14	-	-	-	-	-	48
Canal Bridge No. 1.....	-	4	-	-	-	26	24	-	-	-	-	-	50
Canal Bridge No. 2.....	-	-	-	-	-	24	6	-	-	-	-	-	30
Canal Bridge No. 3.....	-	-	-	-	-	8	14	-	-	-	-	-	22
Parkgate Drive.....	-	-	-	-	-	10	-	-	-	-	-	-	10
Thornley Lane No. 1.....	-	-	-	-	-	32	31	-	2	-	-	-	65
Thornley Lane No. 2.....	-	2	-	-	-	51	-	-	-	-	-	-	53
Thornley Lane No. 3.....	-	-	-	-	-	-	2	-	9	-	-	-	11
Brimington No. 1.....	-	2	-	-	-	45	27	-	-	-	-	-	74
Brimington No. 2.....	-	-	-	-	-	21	8	-	-	2	-	-	31
Brimington No. 3.....	-	4	-	-	-	51	33	-	2	2	-	-	92
Brimington No. 5.....	-	11	-	-	-	68	61	-	96	-	-	-	236
Brimington No. 9.....	-	2	-	-	-	12	16	-	-	4	-	-	34
Brimington No. 10.....	-	-	-	-	-	23	12	-	-	2	-	-	38
Brimington No. 11.....	-	1	-	-	-	17	18	-	-	-	-	-	35
Brimington No. 12.....	-	-	-	-	-	-	-	10	-	-	-	-	10
The Mount, Brimington.....	-	-	-	-	-	-	-	2	10	3	-	-	15
Hampshire House.....	-	-	-	-	-	-	-	-	30	-	-	-	30
Brindale House.....	-	-	-	-	-	-	-	6	13	6	-	-	25
Nelstrop Road No. 1.....	-	-	-	-	-	14	20	-	-	-	-	-	34
Nelstrop Road No. 2.....	-	-	-	-	-	-	28	-	-	12	-	-	58
Stanton Gardens.....	-	-	-	-	-	-	-	18	-	-	18	-	18
Covent Gardens.....	-	-	-	-	-	-	-	24	24	-	-	-	48
Swythamley Road.....	-	-	-	-	6	-	-	-	-	12	-	-	18
Brimington No. 19.....	-	-	-	-	-	47	26	-	-	-	-	-	73
Brimington No. 14.....	-	-	-	-	-	29	24	-	-	-	-	-	53
Brimington No. 15.....	-	-	-	-	-	43	44	-	-	8	4	-	99
Brimington No. 21.....	-	-	-	-	-	-	-	-	-	62	13	-	75
Brimington No. 20.....	-	-	-	-	-	-	-	2	8	-	-	-	10
Bridgehall No. 10.....	-	-	-	-	-	16	22	-	-	-	-	-	38
Canal Bridge No. 4.....	-	-	-	-	-	-	24	-	-	-	-	-	24
Canal Bridge No. 5.....	-	-	-	-	-	49	28	-	-	-	22	-	99
Brimington No. 29.....	-	-	-	-	-	-	-	-	-	-	-	-	36
Brimington No. 22.....	-	-	-	-	-	2	12	-	-	36	-	-	14

(d) TYPES OF HOUSES BUILT BY THE LOCAL AUTHORITY (Continued)

Site	A5 Non-Parlour 5 Bedrooms	A4 Non-Parlour 4 Bedrooms	B4 Parlour 4 Bedrooms	B3 Parlour 3 Bedrooms	E2 Parlour 2 Bedrooms	A3 Non-Parlour 3 Bedrooms	A2 Non-Parlour 2 Bedrooms	Flats			Bungalows Non-Parlour 1 Bedroom	Temporary Houses 2 Bedrooms	Total	
								A3 Non-Parlour 3 Bedrooms	A2					A1 Non-Parlour 1 Bedroom
									Non-Parlour 2 Bedrooms	Bedrooms				
Brinnington No. 23.....	-	-	-	-	-	-	-	38	16	-	-	54		
Brinnington No. 32.....	-	2	-	-	-	13	42	-	4	-	-	63		
Brinnington No. 30.....	-	-	-	-	-	-	-	3	9	2	-	12		
Brinnington No. 31.....	-	-	3	-	-	16	51	-	-	-	-	70		
Bridgehall No. 11.....	-	-	-	-	-	-	10	9	24	-	-	43		
Harrogate Road.....	-	-	-	-	-	20	28	-	-	-	-	48		
Naseby Road.....	-	-	-	-	-	24	12	-	-	-	-	36		
Brinnington No. 25.....	-	-	-	-	-	-	-	33	3	-	-	36		
Brinnington 33/34.....	-	4	-	-	-	31	90	-	-	-	-	125		
Brinnington No. 35.....	-	2	-	-	-	15	17	-	2	-	-	36		
Brinnington No. 36.....	-	3	-	-	-	26	35	-	4	-	-	68		
Brinnington No. 37.....	-	6	-	-	-	42	26	28	30	-	-	132		
Brinnington Nos. 38 & 38A..	-	1	-	-	-	52	24	12	30	-	-	119		
Brasall Mount.....	-	-	-	-	-	-	-	-	4	2	-	6		
Bridge Hall No. 12.....	-	-	-	-	-	-	-	-	8	-	-	8		
York Street No. 1.....	-	-	-	-	-	-	-	32	8	-	-	40		
York Street No. 2.....	-	-	-	-	-	-	-	12	-	-	-	12		
York Street No. 3.....	-	-	-	-	-	18	-	10	6	-	-	34		
Brinnington No. 39.....	-	3	-	-	-	8	15	12	-	-	-	38		
Brinnington No. 40.....	-	-	-	-	-	16	2	-	-	-	-	18		
Brinnington Nos. 41 & 43..	-	-	-	-	-	6	44	-	-	-	-	94		
Brinnington No. 42.....	-	-	-	-	-	56	13	24	16	-	-	113		
Brinnington C. 45.....	-	-	-	-	-	69	-	46	28	-	-	143		
Alvanley Crescent.....	-	-	-	-	-	9	2	-	-	-	-	11		
Hillcrest Road.....	-	1	-	-	-	36	1	22	4	-	-	64		
Hartington Road.....	-	-	-	-	-	-	-	-	8	-	-	8		
Marton Green.....	-	-	-	-	-	11	3	-	4	-	-	18		
Rostrevor Road.....	-	-	-	-	-	-	-	-	8	-	-	8		
Adswold Road.....	-	-	-	-	-	20	-	-	-	-	-	20		
Barnfield Road E.....	-	-	-	-	-	-	-	-	4	-	-	4		
Bognor House.....	-	-	-	-	-	-	-	-	-	-	-	22		
Brinnington No. 44.....	-	-	-	-	-	-	-	-	16	6	-	22		
Brinnington No. 46.....	-	-	-	-	-	28	-	6	6	-	-	40		
Brinnington No. 53.....	-	-	-	-	-	10	-	6	-	-	-	22		
Canal Bridge No. 6.....	-	-	-	-	-	36	22	-	-	-	-	58		
Canal Bridge No. 8.....	-	-	-	-	-	24	-	-	-	-	-	24		
Houldsworth Estate.....	-	-	-	-	-	-	-	-	8	-	-	8		
Ramsgate Road.....	-	-	-	-	-	-	-	-	8	-	-	8		
Totals	9	259	35	1002	10	3154	1237	737	658	67	99	7377		

(e) Work Undertaken in the Borough

1. Inspection of Dwelling-houses during the year

(1) (a)	Total number of dwelling-houses inspected for housing defects (under Public Health or Housing Acts)	6017
(b)	Number of inspections made for the purpose	10668
(2) (a)	Number of dwelling-houses (included under sub-head (1) above, which were inspected and recorded under the Housing consolidation Regulations, 1925 and 1932)	475
(b)	Number of inspections made for the purpose	1704
(3)	Number of dwelling-houses found to be in a state so dangerous or injurious to health as to be unfit for human habitation			395
(4)	Number of dwelling-houses (exclusive of those referred to under the preceding sub-heading) found not to be in all respects reasonably fit for human habitation	1910

2. Remedy of defects during the year without service of Formal Notices

	Number of defective dwelling-houses rendered fit in consequence of informal action by the Local Authority or their Officers	747
--	---	-----	-----	-----	-----

3. Action under Statutory Powers during the Year**A. Proceedings under Sections 9, 10 and 12 of the Housing Act, 1957**

(1)	Number of dwelling-houses in respect of which Notices were served requiring repairs	-
(2)	Number of dwelling-houses which were rendered fit after service of formal notices:				
(a)	By Owners	-
(b)	By Local Authority in default of Owners	-

B. Proceedings under Public Health Acts

(1)	Number of dwelling-houses in respect of which notices were served requiring defects to be remedied	126
	Number of dwelling-houses in which defects were remedied after service of formal notices:			
(a)	By Owners	108
(b)	By Local Authority in default of Owners	11

C. Proceedings under Sections 16 and 17 of the Housing Act, 1957

(1)	Number of dwelling-houses in respect of which Demolition Orders were made	59
-----	---	-----	-----	-----	----

(2)	Number of dwelling-houses demolished in pursuance of Demolition Orders	79
(3)	Number of separate tenements or underground rooms in respect of which Closing Orders were made	37
(4)	Number of separate tenements or underground rooms in respect of which Closing Orders were determined, the tenement or room having been rendered fit	-

(f) Housing Act, 1957 - Overcrowding

(a)	Number of dwellings overcrowded at the end of the year						128
 families dwelling therein	229
 persons dwelling therein (equivalent number of adults)	998½
(b)	Number of new cases of overcrowding reported during the year						24
(c)	Number of cases of overcrowding relieved during the year						18
	Number of persons concerned in such cases (equivalent number of adults)	103½
(d)	Number of cases in which dwelling-houses have again become overcrowded after the Corporation had taken steps for the abatement of overcrowding	-

(g) Slum Clearance

The Lancaster Street (Nos. 1 & 2), Great Portwood Street (No. 3), Lord Street, Heaton Lane (Nos. 2, 3, & 4) and High Bank Side Compulsory Purchase Orders 1959 have been confirmed by the Ministry of Housing and Local Government.

The orders include 13 clearance areas involving 407 unfit houses and 54 other lands.

The Bridgefield Street and Mottram Street Compulsory Purchase Orders 1960 and the Mottram Street and Edward Street Clearance Orders 1960 have been approved by the Council and submitted to the Ministry of Housing and Local Government for confirmation.

The orders include 10 clearance areas involving 502 unfit houses and 72 other lands.

Individual unfit action for closing or demolition was also taken in respect of 96 unfit houses in various parts of the Borough.

Assignment of Inspectors

SECTION IV

Inspection and Supervision of Food

During the year, 261 samples of milk have been procured and tested as follows: 100 samples of milk procured from the State Milk Commission, 100 samples of milk procured from the State Milk Commission, 100 samples of milk procured from the State Milk Commission.

(1) Milk including (Special Best) Regulations, 1948-53

During the year, 261 samples of milk have been procured and tested as follows:

Tests Applied	Total No.	No. of Samples	No. of Samples
Tests Applied	Total No.	No. of Samples	No. of Samples

SECTION IV

INSPECTION AND SUPERVISION

OF FOOD

During the year, 12 samples of... (b) MEAT AND OTHER FOODS

These additional centres have led to an increase in the number of meat inspectors... A total of 123 inspections have been made to premises used for the production of meat and sale of food... Meat is collected from all slaughterhouses by local contractors and brought to the central abattoir under the supervision of the Chief Inspector.

SECTION IV

Inspection and Supervision of Food

(a) MILK SUPPLY

(i) Milk and Dairies Regulations, 1949

There are 20 cowsheds and 29 dairies in the Borough. 47 persons deliver milk in Stockport, and 468 are licensed dealers of graded milk in sealed bottles.

During the year 380 visits of inspection have been made to these premises and as a result many alterations and repairs have been effected.

(ii) Milk Including (Special Designations) Regulations, 1949-53

During the year, 341 samples of milk have been procured and tested as follows:-

<i>Tests Applied</i>	<i>Total No. of Tests</i>	<i>No. Satisfactory</i>	<i>No. Un-Satisfactory</i>
RAW MILK:			
Methylene Blue Reduction Test ..	42	37	5
HEAT TREATED MILK:			
Methylene Reduction Tests ..	128	127	1
Phosphatase Test ..	132	132	-
Turbidity Test ..	39	39	-
TOTAL ..	341	335	6

During the year 13 samples of milk were taken and examined for tuberculosis infection, all of which were negative.

(b) MEAT AND OTHER FOODS

8 private slaughterhouses are being used for slaughtering purposes and these additional centres have led to an increase in the work of meat inspection. In spite of a shortage of qualified Public Health Inspectors, all carcasses and offals of animals slaughtered during the year have been inspected.

1,801 visits of inspection to slaughterhouses were made, as compared with 1,777 during the previous year.

The vehicles used for the transport of meat have been maintained in a satisfactory condition.

A total of 2,922 inspections have been made to premises used for the preparation, storage and sale of food.

463 premises are registered for the manufacture, storage, or sale of ice-cream and these have received regular supervision during the past year.

Meat is collected from all slaughterhouses by local contractors and processing is carried out under supervision.

Disposal of the other foods, including canned goods, is by tipping at the Corporation's refuse tip under the supervision of the Cleansing Department.

Special Examination of Consignments

Full details of unsound food found to be unfit for human consumption on page 44.

Lectures on Food Hygiene

Lectures to food traders have again been given by the Chief Public Health Inspector at the Technical College. Talks on food hygiene to a number of local bodies and organisations have also been given.

Total Number of Food Premises

The total number of visits of inspection to all food premises during the year was 2,922.

The following is a summary of the unsound meat and other foods dealt with during the year.

CARCASES AND OFFAL INSPECTION AND CONDEMNED IN WHOLE OR IN PART

	<i>Cattle excluding Cows</i>	<i>Cows</i>	<i>Calves</i>	<i>Sheep and Lambs</i>	<i>Pigs</i>	<i>Horses</i>
Number killed (if known)	8,793	873	177	37,723	5,175	-
Number inspected	8,793	873	177	37,723	5,175	-
<i>All diseases except Tuberculosis and Cysticerci</i> Whole Carcasses condemned	-	2	-	5	6	-
Carcasses of which some part or organ was condemned.	803	84	-	125	217	-
Percentage of the number inspected affected with disease other than tuberculosis and cysticerci	9.13%	9.62%	-	0.33%	4.19%	-
<i>Tuberculosis only</i> Whole carcasses condemned	3	-	-	-	-	-
Carcasses of which some part or organ was condemned	393	172	1	-	131	-
Percentage of the number inspected affected with tuberculosis	4.47%	19.7%	0.56%	-	2.53%	-
<i>Cysticercos Bovis</i> Carcasses of which some part or organ was condemned	2	-	-	-	-	-
Carcasses submitted to treatment by refrigeration	2	-	-	-	-	-
Generalised and totally condemned	-	-	-	-	-	-

Other foods examined and found unfit for human consumption

			Tons	Cwts.	Qrs.	Lbs.	Ozs.
Ham		14	3	26	3
Ox Tongue		1	2	7	-
Corned Beef		3	3	17	-
Corned Mutton			1	2	-
Chopped Pork			1	2	-
Pork Loin				21	11
Minced Pork				20	-
Pork				8	-
Pork Shoulder				15	8
Pork Tenderloin				23	8
Pork Luncheon Meat		1	2	22	2
Luncheon Meat			2	24	-
Luncheon Tongue				13	8
Jellied Veal			1	20	-
Beef & Ham Roll				3	-
Chicken			1	-	2
Fruit		3	-	27	7
Vegetables		1	3	-	12
Fish		1	2	13	-
Miscellaneous			1	2	-
TOTAL	1	11	3	16	13

MEDICAL OFFICER OF HEALTH
ANNUAL REPORT 1960

CORRIGENDUM

Page 45 (c) ADULTERATION

Year	Total samples Analysed	Adulterated	Percentage Adulteration
1960	412	23	5.58
Page 46 1960 (Milk samples)	155	14	9.03

MEDICAL OFFICE OF HEALTH
ANNUAL REPORT 1960

FORBIDDEN

Page 45 (c) AMPLIFICATION

Year	Total samples	Analyses	Adult treated
1960	412		23
Page 46 1960 (Milk samples)	157		14

Other unsound or unwholesome foods surrendered

Meat	654 tins
Fruit	3384 "
Vegetables	1187 "
Soups	257 "
Fish	691 "
Milk	246 "
Miscellaneous Goods	1407 tins, jars, packets and bottles.
Total				..	<u>7826</u>

(c) ADULTERATION

The following tables show the percentage of adulteration compared with previous years:

Year	Total Samples analysed	Adulterated	Percentage Adulteration
1939	405	7	1.73
1940	403	23	5.7
1941	389	27	6.94
1942	358	19	5.31
1943	360	12	3.33
1944	338	14	4.14
1945	422	25	5.92
1946	426	28	6.57
1947	418	31	7.41
1948	450	22	4.88
1949	423	47	11.11
1950	431	34	7.89
1951	400	28	7.00
1952	400	34	8.50
1953	374	30	8.02
1954	359	37	10.306
1955	338	44	13.01
1956	414	37	8.94
1957	394	18	4.57
1958	386	32	8.29
1959	301	34	11.29
1960	275	12	4.36

Analysis of milk samples (included in the previous table) compared with previous years:

Year	Total Samples analysed	Adulterated	Percentage Adulteration
1939	94	3	3.2
1940	91	12	13.18
1941	89	13	14.61
1942	85	13	15.29
1943	84	9	10.71
1944	79	10	12.65
1945	159	22	13.83
1946	145	21	14.48
1947	128	21	16.4
1948	119	11	9.24
1949	167	31	18.56
1950	212	24	11.32
1951	202	16	7.92
1952	195	23	11.79
1953	151	13	8.61
1954	153	22	14.379
1955	174	37	21.26
1956	198	28	14.14
1957	139	8	5.76
1958	139	25	17.98
1959	146	2	1.4
1960	155	15	9.68 9.68

(d) NUTRITION

The five Empire Marketing Board frames, which became the property of the Corporation in 1934, have been used for posters illustrating various health matters, including nutrition. The classes in Mothercraft and Hygiene in the schools have been continued.

(e) SHELL FISH (Molluscan)

There are no Shell Fish beds in the Borough.

(f) FERTILISING AND FEEDING STUFFS ACT

22 samples were taken under the above Act during the year.

(g) LEGAL PROCEEDINGS DURING YEAR 1960

<i>Offence</i>	<i>Result</i>	<i>Fine</i>
CLEAN AIR ACT, 1956		
1 Case	Defendants pleaded guilty of dark smoke emission.	Fined £2
1 Case	Defendants pleaded guilty of dark smoke emission.	Fined £5
PUBLIC HEALTH ACT, 1936 SECTION 93		
1 Case	Nuisance order granted	-
FOOD HYGIENE REGULATIONS, 1955		
1 Case Reg. 9E	Defendant pleaded guilty.	Fined £2
1 Case Reg. 9E	Defendant pleaded guilty.	Fined £2
1 Case Reg. 5	Defendant pleaded guilty.	Fined £5
1 Case	Contraventions of Regs. 14(1)a, 32, 14(5), 32(3), 16(1)(2)(3).	Fined a total of £6.12. 6. and £2.10. 0. costs.
FOOD AND DRUGS ACT, 1955		
1 Case Fly in Lemon Squash	Defendants pleaded guilty.	Fined £5
1 Case Loaf affected with Green Mould.	Defendants pleaded guilty.	Fined £5 and £2.10. 0. costs.
1 Case. Milk contained extraneous water.	Defendants pleaded guilty.	Fined £5 and £3. 3. 0. costs.
1 Case Pie contained mould.	Defendants pleaded guilty.	Fined £3 and £3. 3. 0. costs.
1 Case Loaf contained mould.	Defendants pleaded not guilty.	Fined £10 & £3. 7. 0. costs.

(h) ICE-CREAM VENDORS

463 premises are registered for the manufacture, storage or sale of ice-cream.

During the year 190 visits of inspection were made to ice-cream premises.

(1) FOOD POISONING OUTBREAKS

<i>Total number of outbreaks</i>	<i>Number of Cases</i>	<i>Number of Deaths</i>	<i>Organisms or other agents responsible with number of outbreaks of each</i>	<i>Foods involved with number of outbreaks of each</i>
Outbreaks 1	6 (One family)	Nil	Staphylococci Aureus	Corned Beef
Single	4	-	No organism isolated	No particular food implicated.

A considerable amount of investigation has been carried out in connection with alleged food poisoning cases, but in one outbreak only was it possible to have Bacteriological Examinations conducted due to the fact that the suspected food had been disposed of by the time that investigations commenced.

Prevalence of, and Control over, Infectious and Other Diseases

1941	1,000
1942	1,000
1943	1,000
1944	1,000
1945	1,000
1946	1,000
1947	1,000
1948	1,000
1949	1,000
1950	1,000
1951	1,000
1952	1,000
1953	1,000
1954	1,000
1955	1,000
1956	1,000
1957	1,000
1958	1,000
1959	1,000
1960	1,000

There were no cases of poliomyelitis notified during the year 1960 compared with 200 in 1959 and 25 in 1958.

SECTION V

PREVALENCE OF, AND CONTROL OVER,
INFECTIOUS AND OTHER DISEASES

1955	1,000
1956	1,000
1957	1,000
1958	1,000
1959	1,000
1960	1,000
1961	1,000
1962	1,000
1963	1,000
1964	1,000
1965	1,000
1966	1,000
1967	1,000
1968	1,000
1969	1,000
1970	1,000
1971	1,000
1972	1,000
1973	1,000
1974	1,000
1975	1,000
1976	1,000
1977	1,000
1978	1,000
1979	1,000
1980	1,000

There were no cases of poliomyelitis notified in 1960 compared with two cases in 1959 - both paralytic.

SECTION V

Prevalence of, and Control over, Infectious and other Diseases

(a) NOTIFIABLE INFECTIOUS DISEASE

The total number of cases of infectious disease, including Tuberculosis, notified during 1960, was 776 as compared with 1,300 for 1959 and 1,577 during 1958.

Smallpox

There were no cases of smallpox notified during the year.

Scarlet Fever

166 cases were notified in 1960, as compared with 109 in 1959. No deaths were reported.

Diphtheria

For the tenth year in succession, no cases of Diphtheria were notified. The accompanying table shows the remarkable decline in the incidence of Diphtheria over the past few years, due in no small measure to the immunisation campaign which has been carried on continuously during this period. (See page 55 for details.)

<i>Year</i>	<i>Number of cases</i>	<i>Number of Deaths</i>
1945	92	3
1946	25	1
1947	20	-
1948	22	-
1949	6	-
1950	3	-
1951 to 1960	NIL	NIL

Measles and Whooping Cough

276 cases of Measles and 155 of Whooping Cough were notified during the year, as compared with 904 and 55 respectively for 1959.

Poliomyelitis

There were no cases of poliomyelitis notified in 1960 compared with two cases in 1959 - both paralytic.

Vaccination against poliomyelitis was continued during the year and in February, 1960 the 26-40 age group became eligible. The following vaccinations were carried out during the period under review.

Completed second injections (by Health Department Staff).....	1,967
Completed second injections (by General Practitioners).....	1,563
Third injections - booster (by Health Department Staff).....	7,082
Third injections - booster (by General Practitioners).....	2,558

The total number of booster doses given by the Health Department and General Practitioners since the beginning of the scheme is 34,088.

Typhoid and Paratyphoid Fevers

There were no cases of Typhoid Fever. One case of Paratyphoid Fever was notified and admitted to Cherry Tree Hospital.

Influenza

Vaccination against Influenza was made available in November to all members of the Health Department engaged in outdoor duties. 74 members of the staff took advantage of the facilities.

Terminal Disinfection

Terminal Disinfection in cases of infectious disease was **discontinued** in March, 1950, with the exception of smallpox, tuberculosis, and the enteric fevers. This has not resulted in any significant increase in the infectious disease rate. The disinfection of library books is still carried out in order to comply with Section 155 of the Public Health Act, 1936.

Terminal Disinfection is also carried out in certain cases of non-infectious disease, when requested, a charge of 10s. 6d. being made, except in the case of cancer.

Food Poisoning

During 1960, 10 notifications in respect of Food Poisoning were received.

Neoplasm

331 deaths from Neoplasms were recorded during the year - 171 males and 160 females.

The following table shows the number of deaths from Neoplasms (Cancer) during the last ten years.

Cancer Deaths	1951	1952	1953	1954	1955	1956	1957	1958	1959	1960	Total
Lung (Males)	41	44	48	65	70	50	63	70	54	67	572
Lung (Females)	8	10	7	9	8	11	14	8	10	13	98
Other (Males)	105	109	127	90	116	116	115	117	103	104	1102
Other (Females)	155	129	166	112	140	152	160	144	148	147	1453
TOTAL	309	292	348	276	334	329	352	339	315	331	3225

NOTIFIABLE INFECTIOUS DISEASES, 1960 SUMMARY

Disease	At ages - Year												Total Cases Notified	Deaths at age periods											
	- 1	1 - 2	2 - 3	3 - 4	4 - 5	5 - 10	10 - 15	15 - 20	20 - 35	35 - 45	45 - 65	65 plus		- 1	1 - 2	2 - 3	3 - 4	4 - 5	5 - 10	10 - 15	15 - 20	20 - 35	35 - 45	45 - 65	65 plus
	Total Cases	36	58	79	86	87	266	32	22	63	17	22		8	139	48	1	1	-	-	-	-	-	-	-
Smallpox.....	-	-	-	-	-	-	-	-	-	-	-	-	-	-	-	-	-	-	-	-	-	-	-	-	
Enteric or Typhoid Fever..	-	-	-	-	-	-	-	-	-	-	-	-	-	-	-	-	-	-	-	-	-	-	-	-	
Scarlet Fever.....	166	3	10	18	15	99	18	2	1	-	-	-	-	-	-	-	-	-	-	-	-	-	-	-	
Diphtheria.....	-	-	-	-	-	-	-	-	-	-	-	-	-	-	-	-	-	-	-	-	-	-	-	-	
Paratyphoid Fever.....	1	-	-	-	-	1	-	-	-	-	-	-	-	-	-	-	-	-	-	-	-	-	-	-	
Puerperal Pyrexia.....	56	-	-	-	-	-	-	-	-	-	-	-	-	12	39	5	-	-	-	-	-	-	-	-	
Erisipelas.....	6	-	-	-	-	-	-	-	-	-	-	-	-	-	-	-	-	-	-	-	-	-	-	-	
Measles.....	276	10	32	38	48	49	95	4	-	-	-	-	-	-	-	-	-	-	-	-	-	-	-	-	
Whooping Cough.....	155	19	17	23	12	20	58	3	3	-	-	-	-	-	-	-	-	-	-	-	-	-	-	-	
Acute Primary Pneumonia....	22	5	4	2	2	1	2	1	-	-	-	-	-	-	-	-	-	-	-	-	-	-	-	-	
Acute Influenzal Pneumonia.	-	-	-	-	-	-	-	-	-	-	-	-	-	-	-	-	-	-	-	-	-	-	-	-	
Malaria.....	-	-	-	-	-	-	-	-	-	-	-	-	-	-	-	-	-	-	-	-	-	-	-	-	
Dysentery.....	33	-	2	5	2	5	1	2	8	-	-	-	-	-	-	-	-	-	-	-	-	-	-	-	
Ophthalmia Neonatorum.....	-	-	-	-	-	-	-	-	-	-	-	-	-	-	-	-	-	-	-	-	-	-	-	-	
Encephalitis Lethargica....	-	-	-	-	-	-	-	-	-	-	-	-	-	-	-	-	-	-	-	-	-	-	-	-	
Acute Encephalitis.....	5	-	-	-	-	-	3	-	-	-	-	-	-	-	-	-	-	-	-	-	-	-	-	-	
Meningococcal Infections...	4	2	-	-	-	-	1	1	-	-	-	-	-	-	-	-	-	-	-	-	-	-	-	-	
Acute Poliomyelitis.....	-	-	-	-	-	-	-	-	-	-	-	-	-	-	-	-	-	-	-	-	-	-	-	-	
Food Poisoning.....	10	-	-	1	1	-	2	2	-	1	2	1	-	-	-	-	-	-	-	-	-	-	-	-	
Tuberculosis - Pulmonary...	39	-	-	-	-	-	-	1	3	13	6	14	2	-	-	-	-	-	-	-	-	-	-	-	
- Meninges C.N.S.	-	-	-	-	-	-	-	-	-	-	-	-	-	-	-	-	-	-	-	-	-	-	-	-	
- Other Forms.	3	-	-	-	-	-	-	1	-	-	2	-	-	-	-	-	-	-	-	-	-	-	-	-	
	776	36	58	79	86	87	266	32	22	63	17	22	8	139	48	1	1	-	-	-	-	-	-	-	

* Stockport Infirmary

The seasonal prevalence of these various diseases is indicated in the following table which shows the notifications received in the various months of the year 1960

Disease	Jan.	Feb.	Mar.	April	May	June	July	Aug.	Sept.	Oct.	Nov.	Dec.
Smallpox.....	-	-	-	-	-	-	-	-	-	-	-	-
Enteric or Typhoid Fever.....	-	-	-	-	-	-	-	-	-	-	-	-
Scarlet Fever.....	24	28	20	25	12	13	9	6	2	7	11	9
Diphtheria.....	-	-	-	-	-	-	-	-	-	-	-	-
Paratyphoid Fever.....	-	-	-	-	-	-	-	-	-	1	-	-
Erysipelas.....	1	-	-	1	1	1	-	-	1	1	-	-
Puerperal pyrexia.....	6	6	8	6	7	8	7	-	2	3	2	1
Measles.....	1	1	15	23	14	29	35	75	16	10	30	27
Whooping Cough.....	4	1	4	14	12	13	19	21	33	9	15	10
Acute Primary Pneumonia.....	1	2	5	2	-	2	-	2	1	1	2	4
Acute Influenzal Pneumonia.....	-	-	-	-	-	-	-	-	-	-	-	-
Malaria.....	-	-	-	-	-	-	-	-	-	-	-	-
Dysentery.....	2	2	8	4	2	6	-	1	5	2	-	1
Ophthalmia Neonatorum.....	-	-	-	-	-	-	-	-	-	-	-	-
Encephalitis Lethargica.....	-	-	-	-	-	-	-	-	-	-	-	-
Acute Encephalitis.....	-	-	-	1	1	-	2	1	-	-	-	-
Meningococcal Infections.....	1	-	-	-	-	-	1	1	1	-	-	-
Acute Poliomyelitis.....	-	-	-	-	-	-	-	-	-	-	-	-
Food Poisoning.....	-	-	-	-	-	-	-	7	1	-	1	1
Tuberculosis - Pulmonary.....	11	2	6	3	2	4	2	-	-	7	1	1
" - Meninges C.N.S..	-	-	-	-	-	-	-	-	-	-	-	-
" - Other Forms.....	-	-	-	-	-	1	1	-	1	-	-	-
Totals	51	42	66	79	51	77	76	114	63	41	62	54

(b) DIPHTHERIA IMMUNISATION

The comprehensive statement overleaf shows the number of children immunised during the period 1933 - 1960.

The following table shows the number of children immunised during the period 1933 - 1960. The figures are based on the number of children immunised during the period 1933 - 1960. The figures are based on the number of children immunised during the period 1933 - 1960.

The following table shows the number of children immunised during the period 1933 - 1960. The figures are based on the number of children immunised during the period 1933 - 1960. The figures are based on the number of children immunised during the period 1933 - 1960.

The following table shows the number of children immunised during the period 1933 - 1960. The figures are based on the number of children immunised during the period 1933 - 1960. The figures are based on the number of children immunised during the period 1933 - 1960.

The following table shows the number of children immunised during the period 1933 - 1960. The figures are based on the number of children immunised during the period 1933 - 1960. The figures are based on the number of children immunised during the period 1933 - 1960.

Year	1-14	15-24	25-34	35-44	45-54	Total
1933	10	15	20	25	30	90
1934	12	18	24	30	36	100
1935	15	22	30	38	45	130
1936	18	27	36	45	54	180

The following table shows the number of children immunised during the period 1933 - 1960. The figures are based on the number of children immunised during the period 1933 - 1960. The figures are based on the number of children immunised during the period 1933 - 1960.

The following table shows the number of children immunised during the period 1933 - 1960. The figures are based on the number of children immunised during the period 1933 - 1960. The figures are based on the number of children immunised during the period 1933 - 1960.

The following table shows the number of children immunised during the period 1933 - 1960. The figures are based on the number of children immunised during the period 1933 - 1960. The figures are based on the number of children immunised during the period 1933 - 1960.

The following table shows the number of children immunised during the period 1933 - 1960. The figures are based on the number of children immunised during the period 1933 - 1960. The figures are based on the number of children immunised during the period 1933 - 1960.

The following table shows the number of children immunised during the period 1933 - 1960. The figures are based on the number of children immunised during the period 1933 - 1960. The figures are based on the number of children immunised during the period 1933 - 1960.

The following table shows the number of children immunised during the period 1933 - 1960. The figures are based on the number of children immunised during the period 1933 - 1960. The figures are based on the number of children immunised during the period 1933 - 1960.

(c) VACCINATION

In accordance with a Ministry recommendation, the Vaccination proposals under Section 26 of the National Health Service Act, 1946, have been amended, to include arrangements for the vaccination and re-vaccination of certain classes of workers, as may be decided by the Authority, either in individual cases by general practitioner(s) or at specially arranged sessions.

During the past year the number of vaccinations and re-vaccinations performed in the Borough have shown a slight decrease compared with the previous year. Propaganda has been maintained throughout the year by means of posters, leaflets and personal persuasion by Medical and Nursing Staffs at Child Welfare Clinics. In spite of all efforts the response is still unsatisfactory and there is still room for considerable improvement, particularly in the case of children under one year.

Vaccinations and Inoculations have also been carried out by the Medical Staff of the Health Department to meet the requirements of business representatives travelling abroad on behalf of their employers.

Details of the number of vaccinations performed during 1960 are given below:-

<i>Age at date of Vaccination</i>	<i>Under 1</i>	<i>1</i>	<i>2-4</i>	<i>5-14</i>	<i>15 and over</i>	<i>Total</i>
Vaccinated	892	63	14	22	80	1071
Re-vaccinated	2	3	2	7	129	143
Totals	894	66	16	29	209	1214

Number of vaccinations or re-vaccinations performed by Medical Practitioners 391

Number of vaccinations or re-vaccinations performed at Infant Welfare Centres, etc. 823

In addition, the undermentioned inoculations were also performed by the Medical Staff of the Health Department.

T.A.B. Vaccine 21
Cholera Vaccine 34

No cases of generalised vaccinia, post vaccinal Encephalomyelitis or deaths from other complications were reported during 1960.

The total amount of fees paid to Medical Practitioners in respect of vaccinations performed during 1960 was £97. 15. 0.

The arrangements for vaccinations are the same as in previous years.

DIPHtheria IMMUNISATION
Persons Inoculated each year from 1933 - 1960

Total number immunised from 1933 to 1950 1951 1952 1953 1954 1955 1956 1957 1958 1959 1960

Age in years on 31st December, of the corresponding year.

	1951		1952		1953		1954		1955		1956		1957		1958		1959		1960		Total			
	N.C.	P.I.	N.C.	P.I.	N.C.	P.I.	N.C.	P.I.	N.C.	P.I.	N.C.	P.I.	N.C.	P.I.	N.C.	P.I.	N.C.	P.I.	N.C.	P.I.				
0-	6328	164	982	..	947	..	887	..	*101 685	..	*789 211	..	*934 69	..	*1243 56	..	1253 26	*1454 53	..	*1514 52	..	10359		
1-	8856	767	446	..	361	..	319	..	* 10 337	11	*179 164	10	*170 41	2	* 131 38	11	99 28	* 106 28	10	* 88 25	72			
2-	1480	203	93	..	87	1	80	..	* 2 38	4	* 27 55	10	* 50 34	56	* 27 21	487	28 17	523 ..	* 30 14	780 ..	* 43 8		958	
3-	899	169	46	2	64	3	35	1	* .. 22	1	* 13 25	3	* 16 18	9	* 16 9	148	13 11	* 161 1	16 7	197 1	* 42 9		157	
4-	1510	1175	75	449	65	260	36	247	* 1 45	7 186	* 6 40	13 161	* 6 73	17 252	* 12 25	63 107	4 93	58 35	* 21 23	100 8	* 18 45		142	
5-	3651	1969	134	647	154	563	152	602	* .. 158	3 571	* 2 175	5 494	* 7 138	15 539	3 145	35 52	1 160	35 189	* 13 293	56 164	* 13 238		308	
6-	2209	1108	55	257	52	226	83	356	* .. 80	.. 283	* 2 114	1 253	* 1 90	5 310	2 56	11 233	.. 92	5 144	* 2 101	13 272	* 3 104		85	
7-	1628	753	24	244	26	171	44	115	* .. 50	1 189	* 2 67	1 193	* 2 39	1 126	.. 54	6 152	2 85	* 1 73	5 100	* 3 59	15 151			
8-	1574	806	26	306	21	103	23	182	24	141	45	239	30	149	46	114	60	88	2	42	94		* 1 47	9
9-	1705	824	37	243	25	119	17	259	29	248	36	273	33	362	37	25	65	113	74	142	44		106	13567
10-	1339	764	26	237	20	130	17	273	10	275	27	344	26	407	43	461	63	299	71	203	5 46		9 309	
11-	782	692	17	283	21	171	11	240	12	182	35	264	7	176	..	1 235	57	215	35	188	* .. 24		8 235	
12-	629	509	15	159	18	127	2	124	4	161	* 1 20	.. 197	12	124	..	5 188	42	114	35	197	* .. 35		4 202	
13-	593	411	19	151	25	101	12	111	16	164	24	128	4	101	165	142	46	198	* 1 11	1 106	* 1 27		155	
14-	412	283	22	148	35	67	27	85	24	123	13	93	6	74	..	5 107	3	..	* 1 14	.. 92	* .. 9		5 283	
15-	176	147	13	77	8	44	10	67	14	117	13	76	2	31	..	6 56	1	..	9	67	*	68810
16+	-	-	9		
Totals of N.C. & reinforcing doses	33771	10744	2039	3206	1929	2086	1755	2662	* 114 1548	27 2641	*1019 1064	42 2717	*1186 622	106 2654	*1429 725	709 1913	*1398 849	* 802 1502	*1646 883	1170 1634	*1727 772	1780 1865		
GRAND TOTAL EACH YEAR	44515		5245		4015		4417		* 141 4189		*1061 3781		*1292 3276		*2138 2638		*2200 2351		*2816 2517		*3507 2637			
									4330		4842		4568		4776		4551		5333		6144	92736		

N.C. New Cases
P.I. Previously Immunised (Reinforcing Doses)
* Triple Antigen

GRAND TOTAL OF CHILDREN IMMUNISED, 1933 - 1960
New Cases 54,476
Reinforcing Doses 38,260
GRAND TOTAL 92,736

Total number of listings
 from 1925 to 1926

Area	1925	1926	Total
Admission	100	100	200
Business	100	100	200
Church	100	100	200
Education	100	100	200
Government	100	100	200
Health	100	100	200
Industry	100	100	200
Law	100	100	200
Medical	100	100	200
Religion	100	100	200
Science	100	100	200
Social	100	100	200
Sports	100	100	200
Travel	100	100	200
Utilities	100	100	200
Warfare	100	100	200
Welfare	100	100	200
Women	100	100	200
Youth	100	100	200
Total	1000	1000	2000

Grand Total of Listings in Birmingham, 1925-1926

(d) TUBERCULOSIS

PUBLIC HEALTH (TUBERCULOSIS) REGULATIONS, 1952

PART I - Summary of notifications of Tuberculosis during the period from the 1st January, 1960, to the 31st December, 1960, in the County Borough of Stockport

Age Periods	Formal Notifications											Total (all ages)			
	Number of Primary Notifications of new cases of tuberculosis														
	0-	1-	2-	5-	10-	15-	20-	25-	35-	45-	55-		65-	75-	
Respiratory, Males.....	-	-	-	-	-	3	1	1	2	9	4	1	-	-	21
Respiratory, Females...	-	-	-	-	1	-	7	3	5	1	-	1	-	-	18
Non-Respiratory, Males.	-	-	-	-	1	-	-	-	-	-	-	-	-	-	1
Non-Respiratory, Females	-	-	-	-	-	-	-	1	1	-	-	-	-	-	2

PART II - New cases of Tuberculosis coming to the knowledge of the Medical Officer of Health during the period from the 1st January, 1960, to the 31st December, 1960, otherwise than by formal notification.

Source of Information		Number of cases in Age Groups											Total				
		0-	1-	2-	5-	10-	15-	20-	25-	35-	45-	55-		65-	75-		
Death Returns from Local Registrars.....	Respiratory																(A)
	"																1 (B)
	Non-Respiratory													1			(C)
	"																(D)
Death Returns from Registrar General (Transferable Deaths)	Respiratory									1							2 (A)
	"																1 (B)
	Non-Respiratory																(C)
	"																(D)
Posthumous Notifications.....	Respiratory																(A)
	"																(B)
	Non-Respiratory																(C)
	"																(D)
"Transfers" from other Areas (excluding Transferable deaths)	Respiratory															1	1 (A)
	"														1		1 (B)
	Non-Respiratory																(C)
	"																(D)
Totals															(A)	3	
															(B)	3	
															(C)	-	
															(D)	-	

PART III - Notification Register

	Pulmonary		Non-Pulmonary		Total Cases		
	Males	Females	Total	Total			
			Males	Females			
Number of cases of Tuberculosis remaining at the 31st December, 1960 on the Register of Notifications kept by the Medical Officer of Health.	539	446	985	140	150	290	1275
Number of cases removed from the Register during the year by reason <i>inter alia</i> of :-							
1. Withdrawal of notification...	-	-	-	-	-	-	-
2. Recovery from the disease....	3	5	8	1	3	4	12
3. Deaths (All Causes).....	5	3	8	-	-	-	8
4. Outward Transfers.....	13	8	21	-	-	-	21
5. Otherwise (Lost sight of, etc.)	3	2	5	-	-	-	5

(e) BURIAL OF UNCLAIMED BODIES

In May, 1958, the responsibility for this service was transferred to the Welfare Department. The Hospital Management Committee has power to arrange and pay for the funerals of unclaimed bodies, where such deaths occur in hospital.

(f) WELFARE OF THE BLIND

The Council's responsibility under the provisions of the National Assistance Act, 1948, for the Welfare of the Blind is exercised through the Welfare Committee, under a scheme approved by the Minister of Health on the 27th May, 1949.

The number of blind and partially-sighted persons on the register in the Borough on the 31st December, 1960, was 266 and 40 respectively. All persons before registration are examined and certified to be blind or partially-sighted by an ophthalmologist of consultant status.

Blind persons are taught to read books in Braille and Moon Type by two Home Teachers who have passed the examination of the College of Teachers of the Blind. These teachers, appointed by the Welfare Committee, also assist blind persons in pastime occupations and generally help to promote their welfare.

Stockport participates in a 'Placement Service' organised by the Royal National Institute for the Blind. Under this scheme the capabilities of each blind person are assessed and suitable cases are referred to an appropriate centre for rehabilitation, followed by a course of industrial training. The Special Placement Officers of the Institute, in co-operation with the Local Authority's Chief Welfare Officer and the Ministry of Labour, classify the person as suitable for open industry or sheltered employment. Persons placed in open industry become self-reliant and self-supporting.

For those less capable employment in special workshops is found. The Welfare Services Department has workshops at 7, St. Petersgate, Stockport, and 31 persons are employed.

The earnings of these workers are augmented up to a reasonable standard by the Welfare Committee, in accordance with the recommendations of the Local Authority's Advisory Committee on the conditions of service of blind workers.

The main trades are those of Brush and Basket making, but Chair Seating, Knitwear and Firewood production are also carried on. Door mats and a variety of other articles are obtainable from the shop.

Facilities are available for blind persons to carry out work in their own homes.

The general social welfare of the blind is provided directly by the Welfare Committee or by arrangements with the various local and national organisations. Blind persons are assisted and encouraged to make use of any general and preventive medical treatment which they may require. Embossed literature is provided,

social and handicraft classes are held and a special chiropody and domestic help service is provided.

The following table, prepared in accordance with Ministry of Health Circular 2/54, dated 22nd January, 1954, gives details of the incidence and follow-up of blind and partially-sighted persons in the Borough during 1960.

Newly Registered Blind Persons.....	31
Newly Registered Partially-sighted Persons..	9
Total.....	40

A. Follow-up of Registered Blind and Partially-sighted Persons

(1) Number of Cases registered during the year in respect of which para. 7(c) of Forms B. D. 8 recommends :-	Cause of Disability				Total
	Cataract	Glaucoma	Retrolental Fibroplasia	Others	
(a) No treatment	11	5	-	20	36
(b) Treatment (medical, surgical or optical)	2	-	-	2	4
(2) Number of Cases at (1) (b) above which on follow-up action have received treatment	1	-	-	-	1

B. Ophthalmia Neonatorum

(1) Total number of cases notified during the year	-
(2) Number of cases in which -	
(a) Vision lost	-
(b) Vision impaired	-
(c) Treatment continuing at end of year	-

SECTION VI
Maternity and Child Welfare

(A) GENERAL

(a) Notification of Births

3,289 births were notified. This number of notifications shows an increase of 373 on those for 1959. The following table shows where these births occurred: -

<i>Place of Birth</i>	<i>Borough Cases</i>	<i>Cases outside Borough</i>	<i>Total</i>
IN INSTITUTIONS :			
Stepping Hill Hospital ..	1,194	912	2,106
Nursing Homes	66	59	125
Total	<u>1,260</u>	<u>971</u>	<u>2,231</u>
AT HOME:			
Municipal Midwives	1,045	8	1,053
Independent Midwives ..	-	-	-
Doctors' cases with Maternity Nurses	5	0	5
Other Persons	-	-	-
Total	<u>1,050</u>	<u>8</u>	<u>1,058</u>
Grand Total ..	<u>2,310</u>	<u>979</u>	<u>3,289</u>

(b) Still-Births

The number of still-births registered belonging to the Borough was 57 of which 51 were legitimate and 6 illegitimate.

(c) Maternal Death

There were no maternal deaths during 1960.

(d) Ante-Natal and Post-Natal Clinics

11 combined Ante-Natal and Post-Natal Clinics are held weekly at the following centres :

Ponsonby House (Commenced 28th June, 1960)
 Cheadle Heath (Commenced 28th July, 1960)
 Churchgate House (Closed 24th June, 1960)
 Reddish
 Edgeley (Closed June, 1960)
 Adswold
 Great Moor (Transferred to Archer St. Dec. 1st. 1960)
 Heaton Chapel
 Heaton Norris
 Brinnington

The attendances of patients at these Clinics are as follows :

1,454 expectant mothers made 11,047 attendances at the Ante-Natal Clinics as compared with 1,671 and 9,404 in 1959.

3 examinations were carried out at the Post-Natal Clinics during the year under review as compared with 16 in 1959.

These figures do not include women attending at the Stepping Hill Hospital Clinics.

(e) Health Visitors

SUMMARY OF THE WORK OF THE HEALTH VISITORS

Total number of houses visited	32,779
First visits under 1 year	2,462
Total Visits under 1 year	6,258
Visits to children (1 - 2 years).. .. .	7,036
Visits to children (2 - 5 years).. .. .	14,855
First Visits to Tuberculosis Patients	124
Care and After-care Visits	1,568
Visits to Minor Infectious Diseases	205
Visits to Outworkers	53
School Lectures	71
Mothercraft Lectures	55
Attendances at Welfare Centres	2,501
Attendances at Immunisation Clinics	105
Attendances at Superannuation Clinics	33
Aged Persons	3,489
Unclassified Visits	963
Attendances at B.C.G. Clinics in Schools	15
Ante-Natal Visits	852

(f) Child Life Protection (Sections 206 to 220 of the Public Health Act, 1936)

The Children's Officer is the responsible officer for carrying out these duties under the Children's Committee.

The Deputy Medical Officer of Health is the Medical Officer for the Children's Homes in the Borough and visits are made at periodic intervals, also special visits where necessary.

(g) Child Welfare Clinics

22 sessions are held weekly at 11 centres. The number of new cases entered in the registers was 2,045, the total weighings 34,250.

The number of children up to five years on the register is 4,972.

Arrangements are made whereby each toddler can receive a thorough examination each year, on the lines of the periodic School Medical Inspection. In 1960, 1,657 toddlers received such an examination, compared with 1,739 in 1959. There is still room for expansion in this work, and parents do not yet fully appreciate the value of this routine medical inspection.

Three part-time Physiotherapists attend at four of the Welfare Centres. Two sessions a week for sunlight and massage are held at Ponsonby House and Brinnington Clinics and one session for massage only at Heaton Chapel and Ponsonby House Clinics and at Reddish Clinic.

During the year under review 30 children under 5 years and 74 school children attended for sunlight and 1428 treatments were given. 123 children under 5 years attended for massage and the number of treatments given to these children was 2163.

The Family Planning Clinic has continued to be held at Ponsonby House since Churchgate Centre closed. One afternoon session per week is held and two evening sessions.

CHILD WELFARE CENTRES, 1960

Centre	New Cases	Number on Register	Total Weighings	Total Attendances	Medical Consultations	Special Toddlers' Examinations
*Churchgate	113	292	1727	2072	986	61
Portwood	47	104	704	830	317	15
Reddish	305	872	5186	6269	1993	344
*Edgeley	126	397	1955	2396	908	69
Heaton Norris	194	483	2582	2985	1271	74
Adswold	210	321	3144	3528	1520	165
Great Moor	156	530	3603	4324	1721	178
Heaton Mersey	49	153	776	928	436	49
Heaton Chapel	249	527	4369	5030	1581	231
Cheadle Heath	185	391	2917	3336	1281	136
Brinnington	139	377	2375	2994	1098	132
North Reddish	72	162	1341	1609	581	71
‡Ponsonby House	200	303	3571	3984	1775	132
Totals	2045	4972	34250	40285	15468	1657

* Churchgate closed June, 1960

Edgeley closed 24th June, 1960

‡ Ponsonby House opened 28th June, 1960

(h) Immunisation

(i) Diphtheria Immunisation

Facilities for Diphtheria Immunisation are provided at all Infant Welfare Centres.

During the year 1960, 61 children under five years received Primary Diphtheria Immunisation, and 3 reinforcing dose (these children have been previously immunised).

None of these children were Schick tested.

Table on page 55 gives comprehensive figures of children immunised from 1933-1960.

(ii) Whooping Cough Immunisation

The following table gives details of Whooping Cough immunisations carried out during 1960:

Age at date of Immunisation	<i>Under 1</i>	1	2	3	4	5	6	7	8	Total
New Cases	1	-	1	-	1	-	-	-	-	3
Reinforcing doses	-	-	-	-	-	-	-	-	-	-

(iii) Triple Antigen-Diphtheria-Tetanus-Pertussis

In July, 1954 immunisation against Diphtheria, Tetanus and Whooping Cough was started, using the triple antigen.

This reduces the number of inoculations required and there is the additional protection against Tetanus.

The following table gives details of immunisations done using Triple Antigen:

Age at date of Immunisation	<i>Under 1</i>	1-2	2-3	3-4	4-5	5-6	6-7	7-14	Total
Primary doses	1514	88	43	42	18	13	3	6	1727
Reinforcing doses	-	72	958	157	142	308	85	53	1775

(i) Treatment of the Pre-School Child**(i) Co-operation of School Health Service**

During the year under review the School Health Service co-operated wholeheartedly with the Child Welfare Service, providing facilities for Intelligence tests, Dental Treatment and Eye Testing for the pre-school child. Appointments have also been made for pre-school children to attend Ear, Nose and Throat sessions at the School Clinic.

(ii) Provision for the Treatment of Verminous Heads in the Pre-School Child

In the course of home visitation by Health Visitors 65 cases of infected heads were discovered during the year and the facilities for treatment were provided by the Maternity and Child Welfare Department by the Supply of hair shampoo and the loan of a sacker comb. Remedy was speedily effected.

(iii) Phenylketonuria

Tests for Phenylketonuria are now being carried out with phenistix on the wet nappies of babies between 3 and 8 weeks old, who attend the Welfare Clinics. One positive reactor was investigated.

(j) The Stockport Voluntary Committee for Maternity and Child Welfare

This Committee again rendered valuable assistance at the Welfare Centres during the year. Classes were also held for the purpose of giving mothers instruction in cooking, sewing, dressmaking, home nursing and child management.

The Committee give financial assistance for convalescence accommodation for mothers with their babies.

The work undertaken by this Committee is greatly appreciated.

(m) DENTAL TREATMENT

(a) Numbers provided with dental care :

	Examined	Needing Treatment	Treated	Made Dentally Fit	Attendances
Expectant and Nursing Mothers.....	143	143	137	80	404
Children under Five.....	342	270	270	266	551

(b) Forms of dental treatment provided :

	Extractions	General Anaesthetics	Fillings	Scalings or Scaling and Gum Treatment.	Silver Nitrate Treatment	Radiographs	Dentures Provided		Crowns or Inlays
							Complete	Partial	
Expectant and Nursing Mothers	700	50	74	18	-	-	44	7	-
Children under Five	278	109	273	1	49	-	-	-	-

Number of Dental Clinics in operation at end of year .. 3
 Total number of Sessions devoted to M. and C.W. cases .. 126

Treatment of some mothers will continue in 1961.

(k) Supply of Dried Milk

Various proprietary brands of dried milk are sold at the Clinics at cost price plus ten per cent. for handling charges. The amount supplied is restricted to the quantity required by the individual child.

29,796 lbs. of dried milk have been supplied this year as compared with 28,004 lbs. in 1959, and 27,586 units of other foods as compared with 18,713 units in 1959.

(l) Supply of Welfare Foods

Welfare Foods are supplied at all 11 Welfare Centres, with additional distribution points at the Welfare Food Shop, Brown Street, and W.V.S. Office, 54, St. Petersgate.

The issues for the year ending 31st December, 1960, are as follows :-

National Dried Milk	..	15,094
Cod-liver Oil	..	6,852
Orange Juice	..	49,826
Vitamins A and D	..	5,857

(m) Dental Treatment (See chart on previous page).

(n) (i) Handicapped Children

During the year under review special consideration has been given to the care and attention of children born with mental and physical defects. 31 such children were brought to the notice of the Maternity and Child Welfare Medical Staff, suffering from defects as follows :-

Mental Defects	2
Limb Deformities	10
Congenital Heart	6
Other Defects	13

Certain of the children have been undergoing treatment at Stepping Hill Hospital and the Stockport Infirmary, and all cases have been visited by the Health Visitors.

(ii) Blind Children

One blind baby and one partially blind baby were brought to the notice of this Department during the past year.

(o) Home Accidents

The arrangement commenced in June 1952, under which Stockport Infirmary undertook to notify the admission of patients suffering from burns and scalds, as a result of accidents, was continued during the year.

During the period under review 5 such cases were reported, comprising 1 child and 4 adults.

Quite a large proportion of these accidents could have been avoided, if even the most elementary precautions had been taken, particularly so in the case of children.

Health Visitors have continued to pay follow-up visits to the homes of children involved in accidents, offering advice to ensure the avoidance of a repetition of such accidents.

During normal routine visits the Health Visitors have also stressed to the parents the absolute necessity of taking all possible precautions to avoid accidents happening in the home and have been frequently called upon to give advice on treatment in cases where accidents have already taken place.

(p) Infant Mortality

1960. Deaths from stated causes at various ages under 1 year of age:

	<i>Under 1 week</i>	<i>1 - 2 weeks</i>	<i>2 - 3 weeks</i>	<i>3 - 4 weeks</i>	<i>Total under 4 weeks</i>	<i>4 weeks and under 3 months</i>	<i>3 months and under 6 months</i>	<i>6 months and under 9 months</i>	<i>9 months and under 12 months</i>	<i>Total Deaths under 1 year</i>
All Causes.....	44	7	6	2	59	11	8	2	1	81
Asphyxia.....	5	-	-	-	5	-	-	-	-	5
Atelectasis.....	2	-	-	-	2	-	-	-	-	2
Birth Injuries.....	-	-	-	-	-	-	-	-	-	-
Congenital Malformations.	1	-	1	1	3	2	1	-	-	6
Convulsions.....	-	-	-	-	-	-	-	-	-	-
Diarrhoea and Enteritis..	-	-	-	-	-	-	-	-	-	-
Diseases of Early Infancy	6	2	-	-	8	-	-	-	-	8
Pneumonia, all forms.....	2	2	3	-	7	6	5	2	1	21
Premature Birth.....	22	3	2	-	27	-	-	-	-	27
Heart Diseases.....	1	-	-	-	1	-	-	-	-	1
Other Diseases.....	5	-	-	1	6	3	2	-	-	11

(B) MIDWIFERY**(a) Municipal Domiciliary Midwifery Service**

The Borough is divided into 4 Midwifery Groups, 3 groups of 3 Midwives and one group of 4. The Midwives of each group relieve one another by each taking one in three midwifery calls.

There are 6 part-time Maternity Nurses who undertake nursings, thus enabling the Midwife to concentrate upon the confinement and to have adequate rest. There is a daily 'Off duty' period of 4 hours each day which is rarely interfered with and the Midwives have rejected the suggestion of a 'Night Rota' system, preferring to have daily time off duty.

The following is a summary of the work done by the Municipal Midwives during 1960:

Visits to Expectant Mothers	5,105
Attendance at Ante-Natal Clinics..	777
Interviews at Midwives' Homes	1,175
Patients delivered	1,058
Visits during Puerperium	17,517
Special Visits, unclassified	410

(b) Supervision of Midwives

During the year 78 midwives gave notice of their intention to practise in the Borough. These include 51 at Stepping Hill Hospital, and 6 at Nursing Homes.

During the year the number of applications by Midwives for Medical assistance was 6 compared with 21 in 1959. In addition 169 applications were made in cases where a doctor had been engaged under the National Health Service.

(c) Supervision of Nursing Homes

5 Nursing Homes were registered in the Borough at the end of 1960. These Homes are inspected at four-monthly intervals by the Assistant Medical Officer of Health for Maternity and Child Welfare, due attention being paid to premises, equipment and registers.

(d) Care of Premature Babies**(i) Domiciliary Deliveries**

The premature child is nursed at home if its condition is satisfactory. Special draught-proof cots are provided by the Health Department with hot water bottles and blankets and other necessary equipment. The midwife attending the case devotes extra time and care to the child and continues visiting until the baby is progressing normally. Training for midwives in the care of premature babies is available at the Duchess of York Hospital, Burnage.

Any premature baby which is considered to be in need of hospital treatment is removed by ambulance. The baby travels in a special cot under the care of the midwife and oxygen is available for use during the journey.

Number of premature babies born in the district	43
Number still-born	5
Number died under 24 hours	5
Number died between 1st and 28th day	0
Number living after 28 days	33
Number transferred to Hospital (8 survived)	12

(ii) Hospital Deliveries

Premature babies born in hospital are detained until their condition is satisfactory and notice of their impending discharge is notified to the Medical Officer of Health. Particulars of feeding and any special recommendations are also conveyed to the Department. Such cases are followed up by the Health Visitor of the District in which the child resides.

Number of premature babies born in hospital	113
Number of premature babies surviving 28 days	62
Number of premature still-births	19
Number of premature babies who died after 24 hours	4
Number of premature babies who died within 24 hours	28

(e) Blood Investigation

Blood investigations were carried out on all cases attending ante-natal clinics during the year. Blood was investigated for Rhesus classification, Wasserman reaction and Haemoglobin levels.

During the year 927 women were found to be Rhesus Positive and 123 Rhesus Negative. Antibodies were found in only 6 of these women. They were all transferred to Stepping Hill Hospital and the babies were all satisfactory.

The number of Wasserman tests carried out during the year was 1,406. 5 positive Wr. results were obtained from this group and these patients were referred to the Special Clinic for further investigation.

Haemoglobin Level (Method, Haldane)

2,164 Haemoglobin estimations were made. The following table gives an analysis of Haemoglobin levels in this group.

%	No. of Cases
30 - 39	0
40 - 49	3
50 - 59	101
60 - 69	565
70 - 79	1037
80 - 89	435
90 - 99	23
100 - 109	0
Total	<u>2164</u>

All expectant mothers are encouraged to take iron tablets during the last few months of pregnancy. Those with low Haemoglobins are treated throughout the pregnancy.

Particulars are given below of Rhesus Tests and Wasserman Tests of Stockport women attending the Ante-natal Clinic at Stepping Hill Hospital during 1960.

Number of Rhesus Tests	-	1057	Negative	187	Positive	870
Number of Kahn Tests	-	1057	Positive	10		
Number of Wasserman Tests	-	10	Positive	3	Negative	7

The above figures do not include booked cases who later aborted or cancelled for any reason.

(f) Relaxation Classes

Relaxation classes for natural childbirth commenced in April, 1957, at Churchgate Welfare Centre, and in October, 1959 a weekly session was commenced at Heaton Chapel Welfare Centre. 398 expectant mothers made 1609 attendances. Since July 1960, the relaxation classes have been held in Ponsonby House.

(g) Ante-Natal Care related to Toxaemia

Mothers-to-be are advised to book either a doctor or midwife early in the pregnancy. On every visit to the Ante-natal clinic the mother is weighed, urine tested and blood pressure recorded. Advice concerning diet and general hygiene is given and in the event of an excessive gain in weight the mother is advised regarding a special diet.

Increase in blood pressure, albumen in urine and weight gain is immediately notified to her doctor either by telephone or by letter, the patient being told to go to bed and await doctor's orders. The midwife visits daily and records blood pressure if needed.

In cases where the mother, on attending clinic, is found to have excessive toxic characteristics, she is, with her consent, taken from the clinic to the maternity hospital by ambulance.

All clinic defaulters are followed up by the midwife booked for the confinement. Monthly visits are made to the patient's home by the midwife after the sixth month of pregnancy, monthly visits to the Ante-natal clinic up to the seventh month of pregnancy, and every two weeks to the eighth month then weekly until delivery. The midwife will visit between these clinic attendances if necessary.

(C) HOME NURSING SERVICE

During the year the public demand for the Home Nursing Service has increased. It is pleasing to report that all calls upon the service have been met despite this heavy demand.

The headquarters of the Home Nursing Service is situated at 39, Greek Street, Stockport, and the premises are owned by the Corporation. There is accommodation for 8 nursing staff the remainder being non-resident, but reporting twice daily for briefing and giving reports of patients' conditions to the Superintendent.

Consideration is being given to a proposal that the Home Nursing Service be housed in the new Health Department building and it is expected that this may take effect early in 1961.

A member of the staff is on duty until 10 p.m. to attend to emergency calls and give nursing attention to those patients requiring late evening injections. In the case of night duty a nurse is on call for special emergency.

The Home is approved as a training centre by the Queen's Institute of District Nursing and one student has been trained during the year, and was successful in the examinations set by the Institute, gaining a credit in the practical part.

The Domiciliary Home Nursing Service is augmented by the services of 3 full-time and one part-time Bathing Attendants. They are strong motherly types with some nursing experience but no qualifications and deal with the elderly and infirm patients. They have proved very successful and relieve the trained staff of some of the chronic work. The demand for this service has increased.

The Voluntary Committee, through the funds of the Stockport Sick Poor Nursing Association have provided a supply of full size sheets for loan to the elderly sick and infirm. They have also undertaken to pay for all laundry used by these patients where difficulty arises in obtaining clean linen. Blankets and night wear have been provided in necessitous cases.

Transport

The Superintendent and one nurse use their own cars for which casual user Motor Car allowance is paid.

Two nurses use their own motor scooters, five use motor-assisted cycles, and nine use bicycles for which a small allowance is paid to the nurse. The remainder of the staff use public conveyances and are reimbursed.

DETAILS OF SERVICES RENDERED DURING THE YEAR 1960.

Summary of patients nursed

			<i>Cases Nursed</i>	<i>Visits Paid</i>
Medical	1,778	33,963
Surgical	1,186	31,651
Operations	-	-
		Totals	<u>2,964</u>	<u>65,614</u>

Work carried out month by month as follows:

Month	Number of patients carried forward at beginning of month	Number of New Cases	Total Number nursed during the month	Nursing visits paid
January	575	213	788	5,607
February	571	227	798	6,419
March	609	218	827	5,908
April	592	157	749	5,527
May	586	197	783	5,620
June	588	180	768	5,379
July	578	180	758	4,954
August	564	164	728	5,002
September	569	187	756	5,401
October	573	177	750	5,012
November	575	273	848	5,455
December	596	216	812	5,330
		2,389		65,614

Outcome of cases ceasing to be nursed:

Month	Convalescent	Hospital	Died	Removed from books for other causes
January	138	34	34	11
February	108	29	32	20
March	154	33	26	22
April	87	26	39	11
May	117	36	29	13
June	117	27	34	12
July	110	29	31	24
August	107	16	22	14
September	109	29	26	19
October	105	31	25	14
November	169	34	31	18
December	146	33	33	10
	1,467	357	362	188

Types of cases nursed:

Disease	No. of cases	No. of visits
Tuberculosis	19	1,245
Respiratory infections (other than T.B.)	138	2,505
Diseases of the Heart	138	7,061
Carcinoma	187	5,255
Accidents in the Home	36	1,339
Gynaecological	82	1,278
Maternal Complications	47	458
Post-Operative dressings	237	5,473
X-Ray Preparations	247	514
Giving of injections only	649	18,144
School children	54	427
Children under 5 years	20	128
Patients over 65 years	1,399	42,060
Patients who had over 24 visits paid ..	731	50,004

Nursing Equipment

1,508 articles of nursing equipment have been issued to patients in their own homes. More articles have remained out on loan for longer periods. This is due to a greater number of old chronic patients taking advantage of this service.

In the majority of cases the loan was made to ease the work of the Home Nurse in her routine nursing care of the patient.

No charge was made for the loan of articles, all having been provided by the voluntary committee of the Stockport Sick Poor Nursing Association.

The equipment available for use includes :

Bed-pans, Bed-rests, Bed cradles, Bed blocks, Bed tables, Dunlopillo Mattresses, Dunlopillo Rings, Air rings, Douche apparatus, Crutches, Commodes, Cotton Draw Sheets, Hot Water Bottles, Feeding cups, Raising apparatus, Rubber Sheets, Tan-sad Invalid chairs, Sand bags, Splints, Steam kettles, Spinal carriages, Walking aids; 2 Oxford Hoists; 1 St. Benedicts Bed Chair, 2 McCullagh Combined Commodes.

Blankets, sheets, night-dresses, pyjamas, and extra nourishment have also been given to elderly and Tuberculosis patients, by the voluntary committee, and 86 parcels which included food, bath towels, nightwear or bed linen, were distributed to elderly sick poor patients at Christmas.

(D) DOMESTIC HELP SERVICE

On the 31st December, 1960, the staff of the Domestic Help Service consisted of one Organiser and one Deputy Organiser, 7 full-time Domestic Helps and 85 part-time Domestic Helps. The following table gives an analysis of the type of work which has been undertaken by this Service during the year.

1960	Maternity	Chronic and Old Age	Tuberculosis	Others	Total
Case load at 1.1.60	-	446	5	-	451
January	1	12	-	-	13
February	5	22	-	-	27
March	9	20	-	2	31
April	4	17	-	-	21
May	5	26	-	4	35
June	5	17	-	4	26
July	9	14	1	2	26
August	6	23	-	1	30
September	7	32	-	2	41
October	3	14	-	2	19
November	5	27	-	4	36
December	6	28	-	1	35
	65	698	6	22	791

There is no doubt that the demand which has been made on this Service during the year indicates that there is need for expansion, and from the details in the statistical table it will be seen that there is a growing demand on this Service, particularly in connection with the care of the elderly. The following financial summary gives a complete account of the cost of the Service and indicates that there is a fairly high degree of financial recovery in relation to the maternity cases.

Type of Case	Amount Recovered		
	£	s	d
Maternity	640	7	10
Domestic	893	15	6
	<u>£1534</u>	<u>3</u>	<u>4</u>

The cost of this Service to the individual is dictated by a scale which is laid down by the Association of Municipal Corporations. In very many instances because of the poor financial circumstances of many people who request this service, they may apply for reduction in fee and are assessed according to their income.

There is no doubt from the information which reaches the Department through the general medical practitioners and health visitors, that this Service, even although at present excellent in quality, will have to be strengthened numerically in order that it may be able to face the demands on it in the coming years.

The expansion of the Service will probably entail the employment of more part-time workers, and recently more people have come forward to offer their services for this type of work. This increase in the number of staff, both full-time and part-time, together with the number of additional cases which will be taken on, will, no doubt, be an additional strain on the administrative machinery in connection with this Service and it may well be that this position will have to be kept under constant review.

(E) DAY NURSERIES

The total attendances of children at the Daw Bank and Whitehill Nurseries for 1960 are given below, together with the comparative figures for 1959:-

	1960	1959
Daw Bank Nursery	7,323	7,506
Whitehill Nursery	9,249	9,266

REPORT OF ATTENDANCES FROM JANUARY TO
DECEMBER, 1960

	Daw Bank	Whitehill
	Children	Children
	6 months-2 years	6 months-2 years
Approved Accommodation	35	52
Total Attendances during the year	7323	9249
Average Daily Attendances for period	29.88	37.59
Maximum Daily Attendance	39	48
Days Open	245	246

The amount of fees collected as a result of the attendances at Daw Bank and Whitehill Nurseries during 1960 is as follows:-

Daw Bank - £2,105. 2s. 0d.

Whitehill - £1,790. 10s. 6d.

(2) DAY NURSERIES

	Daw Bank	Whitehill
Total attendances of children of the Daw Bank and Whitehill Nurseries for 1960 are given below, together with the comparative figures for 1959 -		
Year	1960	1959
Whitehill Nursery	9,249	8,249
Daw Bank Nursery	7,323	7,323
Total	16,572	15,572
Days Open	246	245
Average Daily Attendances	37.59	37.59
Maximum Daily Attendance	48	39
Approved Accommodation	52	35

SECTION VII

... in

... ..

SECTION VII

MENTAL HEALTH SERVICES

... ..

... ..

... ..

... ..

SECTION VII

Mental Health Services

(a) Introduction

During the year under review the work in all sections of the Mental Health Service has steadily increased.

In the mental health field there has been an easing of the situation with regard to the admission of female patients into mental hospitals. The total number of admissions - male and female - into psychiatric hospitals was 212 as compared with 215 in 1959.

The position with regard to finding accommodation for border-line senile dementeds also improved. A number of cases of this nature, suffering from physical illness, have been referred to the Group Consultant Geriatrician. Cases not suitable under these categories have been referred to the Health Department for visits by the Health Visitor, Domestic Help Service, or Home Nursing Service. Cases have also been referred to the Stockport Council for Social Service.

Full advantage has been taken of the service available at three Psychiatric Clinics-St. Thomas' Clinic, Stepping Hill Clinic, Stockport, and Rose Mount Clinic, Macclesfield. Appreciation must be expressed here for the friendly and helpful co-operation received from the Staffs at these Clinics. Domiciliary consultations, arranged through the patient's own doctor, are given in the more urgent cases and these have proved invaluable in early diagnosis and treatment. The interchange of information, advice, and assistance between the Consultant Psychiatrist and Mental Welfare Officers takes place as the occasion arises.

In the subnormality field the main difficulty has been that of finding accommodation in hospitals for persons of mental subnormality. The Manchester Regional Hospitals Board has been helpful and co-operative in assisting this Authority whenever it has been within their power. The policy of Short Term Stay has helped, in a number of cases, to alleviate the difficulties of parents with children awaiting hospital care and those under supervision.

A close and friendly liaison exists between this Service and :

(a) *Corporation Departments*-information and advice is freely inter-changed with all departments. This covers angles regarding Welfare, Housing, Health, Education, etc. A record of appreciation must be made to the Chief Constable and the Ambulance Service for their invaluable assistance and help afforded this service whenever same has been requested.

(b) *Local Hospitals*-full co-operation exists between the three hospitals in the town. Cases, after investigation, found to be suffering from physical illness are referred to their General Practitioner, Consultant or Geriatrician. Other cases, with symptoms doubtful in character from a purely mental disorder angle, are admitted for observation. This has been of great value in the early diagnosis of serious physical disorders and obviating the detention of such cases

in a mental hospital. Nursing staff is provided in the removal of patients from hospitals. There is a free, but confidential, inter-change of patients' records, X-ray Films, etc.

During the year under review, a steady demand for beds for cases of mental disorder has been made on the Medical Superintendent, Parkside Hospital, Macclesfield and Dr. Young, Consultant Psychiatrist at St. Thomas' Hospital - in control of the Bed Bureau for this County Borough - and appreciation must be expressed here for the consideration and co-operation afforded this Service.

(c) *Medical Practitioners* - full use is made of the Mental Health Services in the County Borough. There is a rapidly growing tendency for local Medical Practitioners to contact this Service in the early stage of a patient's mental disorder. This, in conjunction with domiciliary visits by the Consultant Psychiatrist, visits to Clinics, and Out-patient treatment, enables many patients to be restored to health without hospitalisation. Co-operation with the Medical Practitioners is one of the strongest links in the chain of preventive work in the mental health field.

(d) *Government Departments and Voluntary Organisations* - Contacts of a reciprocal nature are maintained with these Departments and Organisations. In particular with Government Departments regarding problems of employment, re-habilitation, national assistance, probation, etc. Contact is made with the appropriate Organisation in problems connected with moral welfare, marriage guidance, N.S.P.C.C.

(e) *Public* - an increasing number of the general public come of their own volition seeking advice, information, and help, in mental health and mental subnormality problems. This appears to be an indication of the awareness amongst the public of the advantages of taking early advice and treatment. The most pleasing point of this, however, is the apparent lessening of the fear and stigma of mental illness.

(f) *County and Borough Magistrates* - the friendly relationship between the Magistrates and the Service have, by the implementation of the Mental Health Act, ceased to be required in the field of Psychiatric treatment, and it is with especial pleasure to express appreciation for their willingness to give their services in the past at any time **whenever the same had been requested.**

The Local Health Authority is responsible for the domiciliary services attached to Mental Health, including the initial proceedings for placing under care those who require treatment under the Mental Health Act. The domiciliary services include :-

- (i) the ascertainment of cases of mental disorder and subnormality.
- (ii) the statutory supervision, provision of after-care etc., of mentally subnormal persons living in the community.
- (iii) the initial proceedings to secure detention or in-patient treatment and the transferring of persons suffering from mental disorder and subnormality to establishments under the Regional Hospital Board.

(iv) the pre-care and after-care visiting of persons who have been suffering from mental disorder and living in the community.

(v) the provision of occupational treatment for mental disorder.

(b). Administration

(i) The Medical Officer under the direction of the Health Committee is responsible for the control of this Service. Meetings are held each month.

(ii) Administrative Officer-Medical Officer of Health (Part-time).

Medical Officer - (i) Medical Officer from nearest Mental Hospital under the Regional Hospital Board (Part-time); (ii) Senior Assistant School Medical Officer (Part-time).

In addition to the above, five Medical Officers of the Local Health Authority, two Medical Officers of the Regional Hospital Board, and one General Practitioner are approved under Section 28 of the Mental Health Act, 1959, for the purpose of making medical recommendations.

Three Mental Welfare Officers - 2 males and 1 female - are employed by the Local Health Authority. These Officers also act in the capacity of Mental Welfare Workers and Visitors.

(iii) Co-ordination is maintained with Regional Hospital Boards and Hospital Management Committees-the Local Health Authority provided the following reports :

(a) Home conditions of patients who fall due each quarter for reconsideration by the Statutory Visitors under Section 11.

(b) Home conditions in respect of applications for Holiday or Leave of absence.

(c) Progress and Supervision Reports on patients who are absent from Hospitals on Trial leave-- usually at monthly intervals during the first three months and subsequently quarterly.

(iv) The Local Health Authority undertakes the pre-care work of cases reported and the after-care work of cases notified by the various psychiatric hospitals. Regular supervisory visits being conducted. Full social histories of cases are compiled at the request of Medical Superintendents.

(v) The Local Health Authority undertakes all duties-none being delegated to Voluntary Associations.

(c) Account of Work Undertaken in the Community. Mental Treatment

	M	F	Total
Number of patients in Mental Hospitals on the 31st December, 1960	117	208	325
Cases investigated and action taken by the Mental Health Officers during the year 1960			
(i) Patients admitted to Mental Hospitals:-			
Section 16 (Certified)	5	3	8
Section 20 (and subsequently certified)..	-	-	-
Section 21 (and subsequently certified)..	-	-	-
Voluntary patients (including patients admitted under Section 20 (4 males, 4 females) and Section 21 (6 males, 18 females) and were accepted as Voluntary patients on the expiration of the Order)	34	43	77
Section 25 (2 males, 2 females)			
Section 29 (1 male, 2 females)	3	4	7

	M	F	Total
Magistrates' Courts Act, 1952 - Section 30	-	-	-
Criminal Justice Act, 1948-Section 4 ..	-	-	-
Informal basis	43	67	110
Discharged following period of observation (Section 20 : 1 male, 0 females; Section 21; 4 males, 8 females); Sect. 25, 1 female	5	9	14
Died during period of observation (Section 20; 0 males, 0 females; Section 21 : 1 male, 0 females)	1	-	1
Remaining under observation on 31st December, 1960, Section 25 : 1 male and 2 females	1	2	3
	<u>92</u>	<u>128</u>	<u>220</u>

(ii) Other cases, Disposal:-

Admitted to Hospital Sick Wards ..	-
Referred to other Departments of the Local Authority	8
Referred to Patient's Doctor	33
Transfers from one Mental Hospital to another	
No action deemed necessary etc.	77

(iii) Care and After-Care:-

Referred direct to Psychiatric Clinics ..	23
Attendances, escorting patients to Psychiatric Clinics, for examination/outpatient treatment	12
Pre-care and Supervisory visits	424
After-care visits (where the patient has consented to such action)	120

A 24-hour service is maintained by the Mental Health Service. A rota is issued weekly to General Hospitals in the town, Parkside Bed Bureau, Consultant Psychiatrist, Chief Constable, and Ambulance Service, informing them of the Mental Welfare Officer on duty after office hours.

Medical Practitioners have been informed of this service and asked to contact the Police Department for the name of the Mental Welfare Officer on duty.

Mental Subnormality

Statistics at the 31st December, 1960 :

(a) Cases in Hospital (including 2 on leave of absence) (During the year 6 patients were admitted, 4 discharged and 2 died).	149
(b) Cases awaiting admission	20
(c) Cases under statutory supervision	138
(d) Ascertained defectives notified during the year and found 'subject to be dealt with'	20
Disposal: Hospital	1
Statutory Supervision	19
(e) Cases reported during the year and found 'not at present subject to be dealt with'	14
Disposal: Voluntary Supervision	14
Action unnecessary	-
(f) Cases for whom care was arranged	
N.H.S. Hospitals	8
Elsewhere	1

Work in the Community

At the 31st December, 1960, the total number of cases referred for non-statutory supervision was 29. These are referred to by Medical Practitioners, Parents and relatives, Local Education Authority, and Prison Medical Officers.

General

When a new case is notified the Mental Welfare Officer compiles a case history, This is the basis for deciding the degree of urgency for hospital care or attendance at an Occupation Centre. Close liaison exists with the Local Education Authority in regard to child subnormality cases. Visits are made to the homes of the mentally subnormal and advice given to parents.

Visits made during the year 765

In addition, many parents were seen at the Mental Health Offices.

Supervisory action for cases on leave of absence has continued. This supervision extends to those working in the area belonging to other authorities. The progress reports compiled and forwarded to the respective Medical Superintendents are of assistance to him in determining whether such cases may be discharged.

At the request of Medical Superintendents visits were paid to homes in respect of applications for holiday leave, leave of absence or other home visits and during the period there have been 58 visits.

(d) Training Centres

Prospect House : (Adults)

Opened 6th March, 1951. Approved accommodation 36.

Average attendance, 1960 25.18

On the register December, 1960 .. 20 males, 12 females.

Beacon House :

Opened 26th March, 1957. Approved accommodation 60.

Average attendance, 1960 37.00

On the register December, 1960 .. 23 males, 24 females.

During the year three Cheshire cases have been attending.

Meals and Transport

The School Meals Service continues to provide for each pupil a hot mid-day meal, at which the pupils are instructed in table manners. The meals continue to be adequate and of a high nutritional value, and free milk continues to be supplied to all pupils attending the Centres. The children, transported by Corporation bus both to and from the Centres from selected points en route are away from their homes from about 9 a.m. to 4 p.m., Mondays to Fridays, inclusive, thus allowing the parents a little relaxation which they would not have otherwise.

Medical Supervision

During the year each pupil attending the Centres received a physical examination, which was carried out by the Medical staff of the School Health Service.

Curriculum

This is framed on simple and elementary lines, the general direction being towards the achievement of clean habits, good manners, physical development, and a knowledge of simple manual occupations.

General Activities

A Christmas party was held at each Occupation Centre and both were very successful : the Mayor, Mayoress and Members of the Health Committee, together with parents, enjoyed the concerts at both Centres. Several organisations and individuals provided gifts for the children and these, with a grant from the Committee, enabled every child to receive a suitable present. Articles which were made by the children were displayed.

Under arrangements kindly made by the proprietors of the *Evening Chronicle*, 59 children and 8 staff spent an enjoyable half-day at Belle Vue Circus on December, 23rd.

Students

The National Association for Mental Health continues to utilise the Centres for practical training for students who are studying for their examination.

(e) Ambulance Service

Ambulances from the Central Ambulance Station are available for the removal of patients as and when required.

(f) Progress of the Mental Health Services

As outlined in my Annual Report for 1959 the general administration of this service continues in the same form, with the exception that during the year the function and titles of the two Occupation Centres have changed to Beacon House Junior Training Centre with facilities for those under 16 years of age; and includes a creche for younger children. The curriculum of Prospect House Adult Training Centre has been widened to include carpentry for males, and it is intended that its scope will be further increased, and it may be that this Centre will remain a pre-training unit after the new Adult Training Centre is completed, as this would ensure a smooth transition for suitable candidates to full adult training at a specially equipped centre.

With the receipt of Circular 9/59 as amplified by Section 6 of the Mental Health Act, 1959, the Authority has taken action to implement the provision contained therein. Progress has not been as swift as was hoped, due to the difficulty of securing suitable sites in a built up County Borough Area. Despite this however, and mainly attributable to the lively interest shown by the members of the Health Committee in the Mental Health Service, plans envisaging new buildings have been approved for the expansion of the care and after-care services for the mentally disordered, and which, apart from a Special Care Unit, have also been provisionally approved by the Ministry of Health.

MENTAL HEALTH ACT. SEC. 6. 1961/62 BUILDING PROGRAMME

<i>Project</i>	<i>Remarks</i>
Residential Accommodation :	
(i) Hostel for aged mentally infirm	Negotiation for a site proceeding.
(ii) Hostel for mentally infirm	To be determined.

Training Centres :

Reference has been made above to Training Centres, in addition the following is planned for 1961/62.

- (i) Adult Training Centre. Site acquired.

Mental Welfare officers

A Senior Mental Welfare Officer, and two Mental Welfare Officers (one female) are employed, and a Mental Welfare Trainee is being appointed.

It is hoped also to appoint a Psychiatric Social Worker at a reasonably early date.

Ancillaries

Reference is made above to Creche facilities at the Junior Training Centre. A Special Care Unit is envisaged, and is to be included in the 1963/64 building programme.

Holidays are arranged each year for those attending the Centres, the Authority paying half the cost.

In suitable cases, and when the Manchester Regional Hospital Board cannot provide Short Term Care, the Authority has assisted in sending cases to Orchard Dene.

SECTION VIII

SECTION VIII

PREVENTION OF ILLNESS

CARE AND AFTER-CARE

SECTION VIII

Prevention of Illness - Care and After-Care

(a) Health Education

The Local Health Authority has continued its endeavour to keep the public informed on health matters, and of the preventive measures against disease. Particular emphasis was made on Dental Health and the need for the public to recognise the possible dangers of excessive smoking in relation to cancer. These matters were publicised by means of poster displays and the distribution of leaflets.

Copies of 'Better Health', the official journal of the Central Council for Health Education, have again been distributed to the public through the medium of the Health Department and Welfare Centres. A booklet entitled 'Advice to Mothers and Fathers' has also been made available at the Welfare Centres and the Centres have again been utilised for the display of posters and distribution of leaflets on a variety of topics. Similar publicity has been on display to members of the public visiting the Health Department.

Talks are given by the Health Visitors to mothers at the Ante Natal Clinics and Mothercraft Classes. Also, a course of 6 lectures on Mothercraft and personal hygiene is given by the Health Visitors to the girls in the top form at the Secondary Modern Schools. At the end of the course there is a test and a prize of 15/- is awarded by the Health Committee for the best result.

The Welfare Centres have been placed at the disposal of the Stockport Voluntary Committee for the conduct of Mothercraft Classes.

A filmstrip entitled 'Chronic Bronchitis' was shown to the Medical Staff and Public Health Inspectors at Ponsonby House in November 1960. A new technique was tried whereby the explanatory literature was tape-recorded in advance and re-played simultaneously with the showing of the filmstrip. This was found to be most successful and this method will no doubt be used again on future occasions.

In January and February of this year the Mobile Broadcasting Unit fitted with display boards was used to publicise the visit of the Mass X-Ray Unit to Heaton Mersey, Heaton Moor and Brinnington. In addition, local newsagents co-operated in the distribution of leaflets to householders giving dates and times of sessions in the various areas.

In October, 1960 the 'Safety in the Home' Advisory Committee held a campaign to warn the public of the dangers of poisons in the home and the advisability of locking away medicines, insecticides, etc. out of the way of children and elderly persons.

In February a new age group became eligible for poliomyelitis vaccination, that is persons from 26-40 years of age. The initial response was rather disappointing and in April a campaign took place to attract more of the 26-40 age group. Over 120 local firms and all Corporation Departments were circularised and offered publicity material for distribution. The Mobile Broadcasting Unit

toured residential areas, notices put in the buses and a public display was set up in the town centre.

The recent acquisition of recording and projection equipment should give considerably wider scope to the field of health education in the future.

(b) Tuberculosis - B. C. G. Vaccination

B. C. G. vaccination was continued during the year in accordance with the provisions of Ministry of Health Circular No. 22/53 dated 5th November 1953.

An extension of the existing arrangements was sanctioned by the Minister of Health (Circular 7/59) to include children over 13 years of age. This decision enabled the parents of any child who previously missed B. C. G. vaccination to re-consider the benefits of this scheme. In the first year of the extended age group 99 consented and of this number 71 were vaccinated, 18 were positive reactors and the remainder absent etc.

The following table gives in detail the response and results of the B. C. G. Vaccination scheme since the beginning of the scheme in January 1954 :-

<i>Year</i>	<i>No. of Schools</i>	<i>No. of 13 yr. old children</i>	<i>No. of acceptances</i>	<i>No. given B. C. G.</i>	<i>Positive Reactors</i>
1954	22	1495	886	596	204
1955	21	1632	899	672	158
1956	22	1794	997	784	188
1957	20	1799	1021	821	154
1958	22	1749	1014	804	119
1959	21	2178	1377	1178	176
1960	22	2398	1450	1256	153

X-Ray examination of all positive reactors has been previously undertaken by the Mass Miniature Radiography Unit, but in order to comply with the recommendations of the Adrian Report, arrangements are now made with the Consultant Chest Physician at the local Chest Clinic. Of the 171 positive reactors (All age groups), 161 attended for a chest X-Ray, 1 required further investigation and 3 were referred to their own doctor for observation.

Facilities have been available since 1954 for the skin testing of children attending at Infant Welfare Centres.

All candidates for employment involving close contact with infants and children have had X-ray examinations of the chest before appointment.

No person with respiratory tuberculosis is considered for such employment unless and until the disease is certified as arrested, i. e., has been quiescent for two years, with negative sputum in this period.

The Chest Physicians have continued to give B. C. G. Vaccination for the protection of negative re-actors in groups of persons exposed to risk of immediate contact. During the year 71 children were vaccinated with B. C. G. at the Chest Clinic. B. C. G. Vaccination is also made available for all babies

born in St. Mary's Hospital, Manchester, and 70 babies were vaccinated there during 1960.

Consideration has also been given during the year to the re-housing of tuberculosis families and new housing accommodation has been provided for 6 families.

Health Visitors undertake visits to the homes of tuberculosis cases on receipt of notification, and they are also responsible for visiting cases of tuberculosis on discharge from sanatoria. Visits are undertaken at three-monthly intervals in the case of pulmonary tuberculosis, six-monthly intervals in cases of tuberculosis of bones and joints, and yearly in cases of tuberculosis of the skin. Additional visits are paid in exceptional cases. The Health Visitors also visit homes for the purposes of following-up cases where, only at death, was the person found to have had tuberculosis.

During the year under review, Health Visitors made 124 first visits and 1,568 visits in respect of after-care.

The following table gives the incidence of tuberculosis during recent years, together with particulars of contacts:

	Notifications		Contacts		Number of Contacts Tubercular	Deaths	
	Pul- monary	Non- Pulmonary	Examined	Not Examined		Pul.	Non- Pul.
1957	51	4	262	11	3	9	1
1958	74	3	264	9	2	16	2
1959	61	4	176	14	2	6	1
1960	39	3	125	7	3	8	Nil

The Mass Miniature Radiography Unit continued the survey of the northern areas of Stockport and in January and February three more districts were visited. Arrangements were made in November to continue the survey in the southern half of Stockport early in 1961. Prior to each visit a tour of the area is made by a mobile broadcasting unit operated by the Health Education staff of the Health Department.

I am indebted to Dr. E. R. Smith, M.D., D.P.H., Consultant Chest Physician, for the following table :

Return Relating to Stockport Cases at Chest Clinic, 1960.

Number of cases on Clinic Register	1138
Number of attendances at the Clinic	7209
Number of specimens of sputum examined:			
Negative	710
Positive	17

New cases diagnosed during the year:

	Adults		Children	
	M.	F.	M.	F.
Pulmonary	17	19	1	Nil
Non-Pulmonary	-	-	-	-
Number of Contacts examined during the year	-	-	125	
Number of Contacts found to be tubercular	-	-	3	
Number of Contacts not submitting to examination	-	-	7	
Number Mantoux tested:				
Mantoux Negative	116			
Mantoux Positive	22			
Number of Children vaccinated with B. C. G.			71	
Home Visits during the year			50	
Number of Persons recommended for N. A. Grants			39	
Number of Persons recommended for rehousing			9	
Number of Persons found employment			18	

(c) VENEREAL DISEASES

Return relating to Stockport cases treated at Great Egerton Street during the year 1960.

	Syphilis		Gonorrhoea		Conditions other than Venereal		Totals 1960		
	M	F	M	F	M	F	M	F	Total
Persons under treatment or observation on 1st Jan. 1960	8	12	3	1	34	34	45	47	92
Old cases returned	1	-	-	-	-	-	1	-	1
New cases :-									
Syphilis Primary	-	-	-	-	-	-	-	-	-
" Secondary	1	-	-	-	-	-	1	-	1
" Latent first year	-	-	-	-	-	-	-	-	-
" Cardio vascular	1	-	-	-	-	-	1	-	1
" Nervous system	1	1	-	-	-	-	1	1	2
" Other latent stages	1	1	-	-	-	-	1	1	2
" Congenital	-	1	-	-	-	-	-	1	1
Gonorrhoea	-	-	24	12	-	-	24	12	36
Non Venereal cases	-	-	-	-	-	-	-	-	-
Conditions undiagnosed at 31/12/60.	-	-	-	-	170	66	170	66	236
Cases transferred from other areas	1	1	1	-	1	-	3	1	4
TOTALS	14	16	28	13	205	100	247	129	376
Cases discharged after cure	4	8	22	8	98	44	124	60	184
Defaulters									
(a) Syphilis	1	1	-	-	-	-	1	1	2
(b) Gonorrhoea before 3 mths.	-	-	4	1	-	-	4	1	5
(c) Non venereal	-	-	-	-	32	10	32	10	42
Number of cases under observation which died									
From the disease	1	1	-	-	-	-	1	1	2
From other causes	1	1	-	-	-	-	1	1	2
Cases ceasing attendance before completing treatment									
Syphilis less than 1 year	-	-	-	-	-	-	-	-	-
Syphilis more than 1 year	-	-	-	-	-	-	-	-	-
Syphilis congenital under 1 yr.	-	-	-	-	-	-	-	-	-
Syphilis congenital over 1 yr.	-	-	-	-	-	-	-	-	-
Gonorrhoea	-	-	-	-	-	-	-	-	-
Cases transferred to other centres	1	1	1	1	4	1	6	3	9
Cases remaining under treatment on 31.12.60.	9	12	28	42	34	34	71	88	159
TOTALS	17	24	55	52	168	89	240	165	405
Number of attendances for medical treatment	100	150	108	82	594	208	802	440	1242
Number of attendances for intermediate treatment	98	50	2	2	382	8	138	60	198

During the year 33 visits were made to a total of 10 patients. These visits included visits to alleged sources of infection as well as to patients who had defaulted from treatment or post treatment observation. As a result the attendance of 5 patients was secured.

T. LYALL, M.D., *Physician in charge.*

(d) Mental Disorder and Mental Subnormality

The Mental Health Officers undertake the domiciliary visiting of persons of mental subnormality under supervision, on licence, or discharged from Order. Escorts to Psychiatric Clinics, pre-care and after-care visits are carried out in respect of patients suffering from mental disorder.

The Local Health Authority maintains Occupation Centres for persons of mental subnormality at Derby Road, Heaton Moor, and Whitelea Drive, Adswold. A detailed report of the activities of these Centres is to be found on pages 84 and 85.

Details of the domiciliary work carried out by the Mental Health Service are given on pages 81 and 82.

(e) Other Types of Illness

Cases notified by Hospital Authorities as being in need of after-care on discharge from hospital have in the main been attended by the staff of the Home Nursing Service. The Health Visitors and the Domestic Help Service have also given assistance in such cases. To ensure the closest liaison between the family doctors and the Local Health Authority, contact was made with each doctor by the Superintendent Health Visitor during the year.

Informal conversations were held at which the Health Visitor for the district was present. The result of this co-operation has been of great benefit to many patients.

A considerable amount of time has again been devoted to old people in need of care and attention, both by the Home Nursing Service and the Domestic Help Service, and in particular to cases where old people have been found to be living in unsatisfactory conditions and who are unable or unwilling to obtain hospital treatment.

(f) Provision of Nursing Equipment and Apparatus

An adequate supply of nursing equipment and apparatus is available at the Nurses' Home, Greek Street. The Voluntary Committee of the Stockport Sick Poor Nursing Association has provided supplies of bed linen, mattresses, bed rests, bed pans, hot water bottles, etc., to meet the needs of persons being nursed in their own homes. This Association has also maintained two Mobile Physiotherapy Units, which have operated from the Nurses' Home. Our thanks are due to the Voluntary Committee for their valuable assistance in this work.

(g) Convalescent Treatment

As in previous years, Convalescent Treatment has been made available to adults and children. Adults are generally recommended for Convalescent Treatment by their family doctors, whilst children are recommended by School Medical Officers.

In all cases where financial assistance is requested, family incomes are ascertained, and allowances as set out in the National Assistance Act, 1948, and subsequent Amendments are deducted, and the amount to be paid is assessed in accordance with the Association of Municipal Corporations' recommended scales.

During the year 9 children were sent to Convalescent Homes, as compared with 6 during the previous year.

25 adults were provided with Convalescent Treatment during 1960, as compared with 41 during 1959.

SUMMARY, 1960

CHILDREN

Craig Convalescent Home for Children, Morecambe	Nil
Ormerod Convalescent Home for Children, St. Annes-on-Sea	9
Total	9

SUMMARY, 1960

ADULTS

Blackburn & District Convalescent Home, St. Annes-on-Sea	14
Grey Court Convalescent Home, Hest Bank, Morecambe	7
Grey Court Convalescent Home, Parkside, Arnside	2
Binswood Convalescent Home, Manchester	1
Beachways Convalescent Home, Southport	1
Total	25

The usual period of convalescence is two weeks for adults.

Strict control is maintained to prevent applicants abusing the scheme and having an annual holiday at the public expense.

It is a requirement of the Department that the assessment fee should be paid before final arrangements for an applicant's admission to a Convalescent Home are completed.

(h) Assisted Chiropody Service

The chiropody service commenced on the 4th April, 1960 for persons over 65 years of age, the physically handicapped and for expectant mothers who are unable to pay the full cost of such treatment. Both clinic and domiciliary services are available, the latter being intended only for patients who by reason of infirmity, duly certified by their medical practitioner, are unable to attend the clinic for treatment. The general operation of the scheme is as follows:-

Any person in one of the categories mentioned can, on the recommendation of a medical practitioner or district nurse apply for assessment forms which on completion, are scrutinized at the Health Department in order that the amount payable for treatment may be ascertained. The patient is then forwarded a sheet of vouchers from which one is detached by the chiropodist at the time of treatment, who in addition collects the amount assessed from the patient.

There are eleven suitably qualified chiropodists on the official domiciliary list from which patients may choose when granted home treatment. For ambulant

patients treatment is available at 4 Welfare Centres supplying a total of six three-hourly sessions per week. Visits are also made to six old persons' homes controlled by the Welfare Department.

The following is the scale of charges in operation during 1960.

DOMICILIARY SERVICE

Single persons)	Income up to £4. 0. 0 per week - Treatment FREE Income up to £5. 10. 0 per week - Half cost (4/3d.) Income over £5. 10. 0 per week - Full cost (8/6d.)
Widows and Widowers)	
Married persons	Income up to £6. 0. 0 per week - Treatment FREE Income up to £8. 0. 0 per week - Half Cost (4/3d.) Income over £8. 0. 0 per week - Full cost (8/6d.)

CLINIC SERVICE

The same scales of income apply except that the full charge is only 6/- instead of 8/6d.

The following statistics give some indication of the volume of work undertaken by the chiropody service since its inception.

CHIROPODY SERVICE

(1) Sessional Service at Clinics (No. of treatments).

1960	Ponsonby House	Brinnington	Heaton Chapel	Reddish	Total
April	24	14	23	4	65
May	41	23	32	7	103
June	60	27	26	19	132
July	58	18	35	20	131
August	71	20	38	14	143
September	70	10	50	25	155
October	78	21	31	16	146
November	95	20	34	8	157
December	72	19	28	22	141
					1173

(2) Sessional Service at Old Persons' Homes

	York House	Redcroft	Marton Green	St. Thomas's	Reinbek	Bryn Haven	Total
April	-	-	-	-	-	-	-
May	-	14	-	-	-	9	23
June	10	7	-	8	-	9	34
July	10	7	14	9	5	8	53
August	12	8	14	16	8	8	66
September	12	8	15	-	6	10	51
October	13	8	-	-	-	10	23
November	10	8	28	30	8	7	99
December	10	8	-	-	-	-	18
							367

Total Sessional Fees£395. 12. 6d.

(3) Domiciliary Service

1960	Total
April	51
May	72
June	107
July	83
August	228
September	204
October	177
November	166
December	244

All Treatments given at patient's home

Total Domiciliary Fees £532. 2. 0d.

The Grand Total of treatments given during the nine months ending 31st December, 1960 is 2,872.

The total expenditure in fees during the above period was £927.14. 6d.

The following statistics give some indication of the volume of work undertaken by the chiropody service since its inception.

Year	Male	Female	Total
1957	12	18	30
1958	15	25	40
1959	18	32	50
1960	22	38	60
1961	25	45	70
1962	30	50	80
1963	35	55	90
1964	40	60	100
1965	45	65	110
1966	50	70	120
1967	55	75	130
1968	60	80	140
1969	65	85	150
1970	70	90	160
1971	75	95	170
1972	80	100	180
1973	85	105	190
1974	90	110	200
1975	95	115	210
1976	100	120	220
1977	105	125	230
1978	110	130	240
1979	115	135	250
1980	120	140	260
1981	125	145	270
1982	130	150	280
1983	135	155	290
1984	140	160	300
1985	145	165	310
1986	150	170	320
1987	155	175	330
1988	160	180	340
1989	165	185	350
1990	170	190	360
1991	175	195	370
1992	180	200	380
1993	185	205	390
1994	190	210	400
1995	195	215	410
1996	200	220	420
1997	205	225	430
1998	210	230	440
1999	215	235	450
2000	220	240	460
2001	225	245	470
2002	230	250	480
2003	235	255	490
2004	240	260	500
2005	245	265	510
2006	250	270	520
2007	255	275	530
2008	260	280	540
2009	265	285	550
2010	270	290	560
2011	275	295	570
2012	280	300	580
2013	285	305	590
2014	290	310	600
2015	295	315	610
2016	300	320	620
2017	305	325	630
2018	310	330	640
2019	315	335	650
2020	320	340	660
2021	325	345	670
2022	330	350	680
2023	335	355	690
2024	340	360	700
2025	345	365	710
2026	350	370	720
2027	355	375	730
2028	360	380	740
2029	365	385	750
2030	370	390	760
2031	375	395	770
2032	380	400	780
2033	385	405	790
2034	390	410	800
2035	395	415	810
2036	400	420	820
2037	405	425	830
2038	410	430	840
2039	415	435	850
2040	420	440	860
2041	425	445	870
2042	430	450	880
2043	435	455	890
2044	440	460	900
2045	445	465	910
2046	450	470	920
2047	455	475	930
2048	460	480	940
2049	465	485	950
2050	470	490	960
2051	475	495	970
2052	480	500	980
2053	485	505	990
2054	490	510	1000
2055	495	515	1010
2056	500	520	1020
2057	505	525	1030
2058	510	530	1040
2059	515	535	1050
2060	520	540	1060
2061	525	545	1070
2062	530	550	1080
2063	535	555	1090
2064	540	560	1100
2065	545	565	1110
2066	550	570	1120
2067	555	575	1130
2068	560	580	1140
2069	565	585	1150
2070	570	590	1160
2071	575	595	1170
2072	580	600	1180
2073	585	605	1190
2074	590	610	1200
2075	595	615	1210
2076	600	620	1220
2077	605	625	1230
2078	610	630	1240
2079	615	635	1250
2080	620	640	1260
2081	625	645	1270
2082	630	650	1280
2083	635	655	1290
2084	640	660	1300
2085	645	665	1310
2086	650	670	1320
2087	655	675	1330
2088	660	680	1340
2089	665	685	1350
2090	670	690	1360
2091	675	695	1370
2092	680	700	1380
2093	685	705	1390
2094	690	710	1400
2095	695	715	1410
2096	700	720	1420
2097	705	725	1430
2098	710	730	1440
2099	715	735	1450
2100	720	740	1460

SECTION IX

The Ambulance Service has been fully expanded and the year shows an increase in the number of patients carried and mileage run. The Radio Communication System established early in 1954 between vehicles and the Depot has proved of great value and it is hoped that the service would have been established in the present form without it. This installation has proved the maintenance of mileage.

Measures have continued to be taken to reduce any strain of the service by those who could travel by ordinary transport, and contact has been made with hospitals to prevent overloading of the service by such patients.

Arrangements continue to be made for long distance cases to be conveyed by train to relieve pressure on the Ambulance Service.

SECTION IX

AMBULANCE SERVICES

The Health Committee has decided to erect a new Ambulance Depot. A site has been identified near the Ambulance Depot during the year.

The number of journeys undertaken in connection with the transportation of patients to and from cases is as follows:

Year	Stockport residents to/from Stockport	Stockport residents to/from Manchester and District	Stockport residents to/from Outside District	Cheshire County residents to/from Stockport	Cheshire County residents to/from Manchester and District	Cheshire County residents to/from Cheshire Districts	Cheshire County residents to/from Outside Districts
1950	18,122	4,358	875	2,241	295	38	68
1951	16,822	4,507	898	1,880	239	25	42

Accident cases in Stockport Area: 1,042 (1950), 1,012 (1951)

Accident cases in Cheshire County Area: 208 (1950), 212 (1951)

SECTION IX

Ambulance Services

(a) General

The Ambulance Service has been fully extended and the year shows an increase in the number of patients carried and mileage run. The Radio Communication System established early in 1954 between vehicles and the Depot has proved of great value, and it is doubtful whether the service could have been maintained in its present form without it. This installation has resulted in a considerable saving of mileage.

Measures have continued to be taken to reduce any abuse of the service by those who could travel by ordinary transport, and contact has been made with Hospitals to prevent overloading of the service by such patients.

Arrangements continue to be made for long distance cases to be conveyed by train to relieve pressure on the Ambulance Service.

Facilities are available at the Ambulance Depot for the training of Civil Defence Volunteers and this training is undertaken by members of the Ambulance Service.

Of the 31 Driver/Attendants 6 hold the St. John Ambulance and Home Nursing Certificate, and 30 hold the St. John Ambulance Certificate only.

(b) Vehicles

The number of journeys undertaken in connection with the transportation of midwives to and from cases was 1349.

(c) Garages

No structural alterations were made to the Ambulance Depot during the year.

The Health Committee has decided to erect a new Ambulance Depot. A site has been chosen at Heaton Lane. The area is the subject of a Compulsory Purchase Order.

(d) Details of Work Carried out by the Stockport Ambulance Service during 1960

GENERAL CASES	1960	1959
Stockport residents to/from Stockport	18,153	18,922
Stockport residents to/from Manchester and District	4,359	4,897
Stockport residents to/from Outside District ...	573	396
Cheshire County residents to/from Stockport ..	2,241	1,880
Cheshire County Residents to/from Manchester and District	293	229
Cheshire County residents to/from Cheshire Districts	28	25
Cheshire County residents to/from Outside Districts	68	42
ACCIDENT CASES		
In Stockport Area	1,613	1,662
Cheshire County Area	313	264

COMMUNICABLE DISEASES	1960	1959
Stockport residents to Stockport	573	612
Stockport residents to/from Outside Districts	19	-
Cheshire residents to Stockport	36	76
Cheshire residents to Outside Sanatoria ..	-	-
Totals ..	<u>28,269</u>	<u>29,005</u>

The total mileage run by all Ambulances during the year was 191,958-of these, 31,587 miles were chargeable to Cheshire County Council.

SECTION A
 CO-ORDINATING COMMITTEE
 FOR NEGLECTED CHILDREN

Year	1988	1989	1990
Stockport residents to Stockport	1000	1000	1000
Stockport residents to other districts	518	518	518
Cheshire residents to Stockport	19	19	19
Cheshire residents to outside Greater Manchester	58	58	58
Total	1685	1685	1685

The following table shows the number of people who have moved from Stockport to other districts in Greater Manchester during the year 1988-89. The total number of people who have moved from Stockport to other districts is 518. This is a decrease of 19 people on the 537 people who moved from Stockport to other districts in the year 1987-88.

The following table shows the number of people who have moved from other districts to Stockport during the year 1988-89. The total number of people who have moved from other districts to Stockport is 19. This is an increase of 19 people on the 0 people who moved from other districts to Stockport in the year 1987-88.

The following table shows the number of people who have moved from outside Greater Manchester to Stockport during the year 1988-89. The total number of people who have moved from outside Greater Manchester to Stockport is 58. This is an increase of 58 people on the 0 people who moved from outside Greater Manchester to Stockport in the year 1987-88.

The following table shows the number of people who have moved from Stockport to outside Greater Manchester during the year 1988-89. The total number of people who have moved from Stockport to outside Greater Manchester is 518. This is a decrease of 19 people on the 537 people who moved from Stockport to outside Greater Manchester in the year 1987-88.

The following table shows the number of people who have moved from other districts to outside Greater Manchester during the year 1988-89. The total number of people who have moved from other districts to outside Greater Manchester is 19. This is an increase of 19 people on the 0 people who moved from other districts to outside Greater Manchester in the year 1987-88.

The following table shows the number of people who have moved from outside Greater Manchester to outside Greater Manchester during the year 1988-89. The total number of people who have moved from outside Greater Manchester to outside Greater Manchester is 58. This is an increase of 58 people on the 0 people who moved from outside Greater Manchester to outside Greater Manchester in the year 1987-88.

Year	1988	1989	1990
Stockport residents to other districts	1000	1000	1000
Stockport residents to other districts	518	518	518
Cheshire residents to Stockport	19	19	19
Cheshire residents to outside Greater Manchester	58	58	58
Total	1685	1685	1685

SECTION X

CO-ORDINATING COMMITTEE FOR NEGLECTED CHILDREN

A classification table as indicated below is used for determining the degree of the problem in these families :-

- 1 - Constant supervision
- 2 - Intermittent
- 3 - Supervision from time to time

An analysis of cases under supervision at the year end, compared with December 1952 is shown :-

	31st December, 1952	31st December, 1953
A Cases	28	28
B Cases	7	7
C Cases	1	2
	<u>36</u>	<u>37</u>

The combined knowledge and efforts of the members constituting this Committee have been of great value in determining the best approach to be made with the families in these groups pending under review.

Attention is directed to the children in particular, and every effort is made to ensure that their needs and clothing are adequate and that they are receiving proper care. In addition to the duties performed by statutory officers, reference

SECTION X

Co-ordinating Committee for Neglected Children

The Co-ordinating Committee has continued to meet each month since its formation on the 7th February, 1951, as a result of a recommendation contained in the joint circular of the Ministries of Health and Education and Home Office. The Medical Officer was appointed by the Council as the Designated Officer, i.e., responsible for co-operation between local Statutory and Voluntary services.

The Committee consists of Officers of the Corporation and Officers of Statutory Bodies concerned with the well being of children, together with representatives of voluntary organisations who are concerned with the same problem.

The composition of the Committee is as follows :

Medical Officer of Health	Director of Education
Welfare Officer	Chief Constable
The Children's Officer	Chief Public Health Inspector
The Housing Manager	Superintendent Health Visitor
Probation Officer	

and representatives of the under-mentioned organisations:

National Society for the Prevention of Cruelty to Children	Ministry of Pensions
National Assistance Board	Council of Social Services
Women's Voluntary Services	Marriage Guidance Council
Children's House	Shrewsbury Diocesan Children's Rescue Society
Family Service Unit	

A classification index as indicated below is used for determining the urgency of the problem in these families :-

- A - Constant Supervision
- B - Intermediate "
- C - Supervision from time to time

An analysis of cases under supervision at the year end, compared with December, 1959 is shown :

			31st December, 1959	31st December, 1960
A Cases	28	28
B Cases	7	7
C Cases	5	1
			<u>40</u>	<u>36</u>

The combined knowledge and efforts of the members constituting this Committee have been of great value in determining the best approach to be made with the families in these groups coming under review.

Attention is directed to the children in particular, and every effort is made to ensure that their meals and clothing are adequate and that they are receiving proper care. In addition to the duties performed by statutory officers, reference

is again made to the outstanding work of the local Inspector of the National Society for the Prevention of Cruelty to Children and to the Women's Voluntary Service, and to the Police Clothing Fund, all of whom have assisted with the provision of household necessaries and clothing.

During the year 5 new cases were reported and 9 cases were taken off the records during the year, as they were considered sufficiently rehabilitated not to require further supervision.

Reference has been made previously to the difficult nature of the many problems associated with these families, and that improvements came slowly, and again it is pleasing to note that the figures show an improvement on the previous year. The Case Worker from the Family Service Unit has been used in a number of cases in a supportive role, and has had the assistance of a female Case Worker for this purpose. The Unit has assisted in the provision of clothing and arrangements for holidays for children of these families. The Women's Voluntary Service has been very active in arranging holidays, too.

The Housing Committee has again been of great assistance in re-housing several families during the year where the need was great and the families deserving of consideration.

From experience it is known that there will still be families who show little improvement after much has been done for them, but despite these discouraging features there is always the possibility that repeated efforts will effect rehabilitation. The fact that the children's interests are being safeguarded is of incalculable benefit, and gives added stimulus to the work of the Committee.

INDEX

	PAGE		PAGE
Ambulances Services	85, 98, 99	Inspection and Supervision of Food	42, 43, 44
Ante-natal and Post-natal clinics ..	65		45, 46
Ante-natal care	73	Introduction	10, 11
Area of Borough	14	Legal Proceedings	47
Bakehouses	26	Maternal Deaths	14, 64
B.C.G. Vaccination	89, 91	Maternal Mortality Rate	14, 19
Births and Birthrate	14, 16, 18, 19	Measles	50, 53, 54
Births notified	64	Meat and other Foods Inspection	42, 43, 44, 45
Births Visited	71	Mental Subnormality	93
Blind Children	69	Mental Health	80
Blind, welfare of	60, 61	Mental Illness or Disorder	93
Blood investigation	72	Mental Treatment	82, 83
Burial of unclaimed bodies	60	Midwifery	71
Bye-laws, etc.	26	Milk Samples	42
Chiroprody Service	94, 95, 96	Milk Supply	42
Child Life Protection	65	Mortality Statistics	14, 16, 17, 18 19, 20, 21
Child Welfare Clinics	65, 66	National Assistance Act, Sec. 47	28
Closet Accommodation	25	Neglected Children	102
Committee, Members of	5	Neoplasms	14, 52
Common Lodging Houses	26	Notifiable Infectious Diseases	50, 53, 54
Comparative Table of Vital Statistics	15	Notification of Births	64
Convalescent Treatment	93, 94	Nuisances Abated	28, 29
Co-ordinating Committee	101, 102, 103	Nuisances Found	28
Corporation Houses	34, 35, 36, 37, 38	Nursing Arrangements	73
Dairies, Cowsheds, etc.	42	Nursing Equipment and Apparatus	76
Day Nurseries	77, 78	Nursing Homes	71
Deaths and Death-rate	14, 16, 18, 19 20, 21	Nutrition	46
Dental Treatment	68	Offensive Trades	26
Diphtheria	50, 55	Ophthalmia Neonatorum	53, 54, 61
Diphtheria Immunisation	55	Outwork	32
Disinfection	26	Overcrowding	40
District Public Health Inspectors' Work	28, 29	Pharmacy and Poisons Act, 1933	26
Domiciliary Midwifery Service	71	Phenyketonuria	67
Drainage and Sewerage	24, 25	Poliomyelitis	51, 53, 54
Dried Milk Supply	69	Population	14, 16, 18
Factories Act, 1937	30, 31, 32	Premature Births	71, 72
Fairs and Wakes	27	Pre-school child	67
Fertilising and Feeding Stuffs Act	46	Premises and Occupations controlled by Regulations	26, 27
Food - Adulteration, etc.	45, 46	Prevention of Damage by Pests Act, 1949	27
Food Poisoning	48, 51, 54	Prevention of Illness, Care and After Care	87 - 96
Food Premises	43	Prosecutions	47
Handicapped Children	69	Public Cleansing	25
Health Education	88	Public Health Inspection	28, 29
Health Visitors' Work	65	Rag Flock Act, 1951	27
Haemoglobin Level	72	Rateable Value	14
Home Accidents	69, 70	Relaxation Classes	73
Home Help	76, 77		
Home Nursing	73, 74, 75, 76		
Housing	34, 35, 36, 37, 38, 39, 40		
Ice Cream Vendors	47		
Illegitimacy	16, 17		
Immunisation	66, 67		
Infant Mortality	19, 70		
Infectious Diseases	50, 51, 52, 53, 54		
Inhabited Houses	14		

	PAGE		PAGE
Registrar-General's Classified List of		Tuberculosis - General	88, 89, 90, 91
Causes of Death	20, 21	Pulmonary	14, 20, 53, 54, 57, 58, 59
Rivers and Streams	25	Non-Pulmonary	14, 20, 53, 54, 57
Scarlet Fever	53, 54	Typhoid Fever	51
Schools	28	Unclaimed Bodies, Burial of ..	60
Shell Fish (Molluscan)	46	Vaccination	56
Shops Act	25, 26	Venereal Diseases	92
Sickness Figures	22	Vital Statistics - Comparative	15
Slaughterhouses	42	Statement	15
Slum Clearance	40	Ward Distribution of New Houses ..	34
Smallpox	50	Water Supply	24
Smoke Abatement	27, 28	Water Closets - Accommodation ..	25
Staff	5, 6, 7, 8, 9	Inspection of	28
Statistical Memorandum	14	Number Newly Erected	25
Statutory Notices Served	29	Welfare of the Blind	60, 61
Still-births	64	Welfare Foods, Supply of	69
Stockport Voluntary Committee ..	67	Whooping Cough	50, 53
Swimming Baths and Pools	26	Immunisation	67
Terminal Disinfection	51		
Training Centres	84, 85		
Transferable Deaths	18		
Triple Antigen	67		