

**[Report 1967] / Medical Officer of Health, Stalybridge Borough.**

**Contributors**

Stalybridge (Cheshire). Borough Council.

**Publication/Creation**

1967

**Persistent URL**

<https://wellcomecollection.org/works/wgq6hms3>

**License and attribution**

You have permission to make copies of this work under a Creative Commons, Attribution license.

This licence permits unrestricted use, distribution, and reproduction in any medium, provided the original author and source are credited. See the Legal Code for further information.

Image source should be attributed as specified in the full catalogue record. If no source is given the image should be attributed to Wellcome Collection.



Wellcome Collection  
183 Euston Road  
London NW1 2BE UK  
T +44 (0)20 7611 8722  
E [library@wellcomecollection.org](mailto:library@wellcomecollection.org)  
<https://wellcomecollection.org>



**BOROUGH OF  
STALYBRIDGE**



# **Annual Report**

**1967**

*of the*  
**MEDICAL OFFICER OF HEALTH**  
*and*  
**CHIEF PUBLIC HEALTH INSPECTOR**



BOROUGH OF STALYBRIDGE

---


HEALTH DEPARTMENT

---

THE  
A N N U A L R E P O R T  
OF THE  
MEDICAL OFFICER OF HEALTH  
AND OF THE  
CHIEF PUBLIC HEALTH INSPECTOR

1967





Digitized by the Internet Archive  
in 2018 with funding from  
Wellcome Library

<https://archive.org/details/b3013383x>

I N D E X

|                                |     |     |     |                       |
|--------------------------------|-----|-----|-----|-----------------------|
| Ambulance                      | ... | ... | ... | XII                   |
| Ashbins                        | ... | ... | ... | 47                    |
| Bacteriological results        | ... | ... | ... | 14                    |
| Baths ...                      | ... | ... | ... | 18                    |
| Births & Birth Rates           | ... | ... | ... | 4,7,10,13,IV,V        |
| Cancer                         | ... | ... | ... | 21                    |
| Cervical Cytology              | ... | ... | ... | XV                    |
| Chiropody                      | ... | ... | ... | XVIII                 |
| Clean Air                      | ... | ... | ... | 39,40                 |
| Cleansing Depot                | ... | ... | ... | 48                    |
| Common Lodging Houses          | ... | ... | ... | 26                    |
| Committee - Health ...         | ... | ... | ... | 1                     |
| - Divisional Health            | ... | ... | ... | A                     |
| Contagious Diseases of Animals | ... | ... | ... | 44                    |
| Convalescent Homes ...         | ... | ... | ... | XVI                   |
| Clinics - Ante Natal           | ... | ... | ... | VI                    |
| - Child Welfare                | ... | ... | ... | V                     |
| - Ear, Nose & Throat           | ... | ... | ... | VIII                  |
| - Hearing ...                  | ... | ... | ... | VIII                  |
| - Ophthalmic                   | ... | ... | ... | VIII                  |
| - Post Natal                   | ... | ... | ... | VI                    |
| - Physiotherapy                | ... | ... | ... | VIII                  |
| - Mothercraft classes          | ... | ... | ... | VI                    |
| Day Nursery                    | ... | ... | ... | IX                    |
| Death Rate                     | ... | ... | ... | 5,6,10,11,13          |
| Death, Group cause of          | ... | ... | ... | 12                    |
| Defects, Housing ...           | ... | ... | ... | 27                    |
| Public Health Act              | ... | ... | ... | 27                    |
| Dental Treatment               | ... | ... | ... | VIII                  |
| Disinfestation                 | ... | ... | ... | 42                    |
| Domestic Help Service          | ... | ... | ... | XIX                   |
| Drainage                       | ... | ... | ... | 42                    |
| Dysentery                      | ... | ... | ... | 21                    |
| Factories Act, 1937            | ... | ... | ... | 43                    |
| Inspection                     | ... | ... | ... | 43                    |
| Food and Drugs Act, 1955       | ... | ... | ... | 15,16                 |
| Food, condemned                | ... | ... | ... | 36                    |
| Food Poisoning                 | ... | ... | ... | 21                    |
| Food Premises                  | ... | ... | ... | 37,38                 |
| Hairdressers & Barbers         | ... | ... | ... | 44                    |
| Handicapped Persons            | ... | ... | ... | XVI,XVII              |
| Housing                        | ... | ... | ... | 22,27,28,29,30,31,32, |
| Ice Cream                      | ... | ... | ... | 37,38                 |
| Infectious Disease             | ... | ... | ... | 19,20                 |
| Meat Inspection                | ... | ... | ... | 34,35,36              |
| Milk ...                       | ... | ... | ... | 14                    |

|   |     |     |     |             |
|---|-----|-----|-----|-------------|
| Mental Health                               | ... | ... | ... | XX, XI      |
| Mortality, Analysis                         |     | ... | ... | 11          |
| Infantile                                   |     | ... | ... | 4,10,13     |
| Maternal                                    |     | ... | ... | 5           |
| Mothers & Young Children - Care of          |     | ... | ... | III, IV     |
| National Assistance Act, 1948, Sec.50       |     | ... | ... | 45          |
| Nursing Requisites                          |     | ... | ... | XVIII       |
| Occupations                                 | ... | ... | ... | 6           |
| Offensive Trades                            | ... | ... | ... | 44          |
| Offices, Shops & Railway Premises Act, 1963 |     | ... | ... | 45,46       |
| Outworkers                                  | ... | ... | ... | 44          |
| Pet Animals Act, 1951                       |     | ... | ... | 44          |
| Physical Features of District               | ... | ... | ... | 5           |
| Prevention of Illness, Care and After-care  |     | ... | ... | XII         |
| Public Health Act - Defects                 | ... | ... | ... | 27          |
| Public Relations                            | ... | ... | ... | 45          |
| Refuse Collection                           | ... | ... | ... | 47          |
| Disposal                                    | ... | ... | ... | 49          |
| Vehicles                                    | ... | ... | ... | 48          |
| Rent Act, 1957                              | ... | ... | ... | 34          |
| Rodent Control                              | ... | ... | ... | 41          |
| Salvage                                     | ... | ... | ... | 49,50,51    |
| Shops Act                                   | ... | ... | ... | 44          |
| Slaughterhouse                              | ... | ... | ... | 36          |
| Sickness, Cleansing Dept.                   | ... | ... | ... | 48          |
| Social Conditions                           | ... | ... | ... | 4,5,6       |
| Smoke Observations                          | ... | ... | ... | 40          |
| Staff ...                                   | ... | ... | ... | 2           |
| - Divisional Health Office                  |     | ... | ... | I,II        |
| Statistics - Vital                          | ... | ... | ... | 4,5         |
| Stillbirths                                 | ... | ... | ... | 4,8,9       |
| Tuberculosis                                | ... | ... | ... | 21,XIII,XIV |
| Vaccination & Immunisation - Smallpox       |     | ... | ... | X           |
| - Poliomyelitis                             |     | ... | ... | XI          |
| - Diphtheria                                |     | ... | ... | XI          |
| - B.C.G.                                    |     | ... | ... | XIII        |
| Visits, Health Visitors                     | ... | ... | ... | V           |
| Public Health Inspectors                    |     | ... | ... | 26          |
| Waste Water Closet Conversions              | ... | ... | ... | 44          |
| Water Supplies                              | ... | ... | ... | 17          |
| Welfare Foods                               | ... | ... | ... | VII         |
| Welfare Centres                             | ... | ... | ... | III,IV      |
| Workers, Voluntary                          | ... | ... | ... | IV          |
| Young Children                              | ... | ... | ... | V           |



BOROUGH OF STALYBRIDGE

---

PUBLIC HEALTH COMMITTEE

---

(December, 1967)

|                       |   |   |   |   |   |   |                             |
|-----------------------|---|---|---|---|---|---|-----------------------------|
| Chairman              | - | - | - | - | - | - | Alderman J.D. Lilley        |
| Deputy Chairman       | - | - | - | - | - | - | Councillor H. Smith         |
| The Mayor             | - | - | - | - | - | - | Alderman H.A. Myers, M.B.E. |
| Alderman R. Gudgeon   |   |   |   |   |   |   | Councillor M. Schofield     |
| Councillor D.J. Inman |   |   |   |   |   |   | " C. Scott                  |
| " G. Lawton           |   |   |   |   |   |   | " J. Wainwright             |
| " G. Marsh            |   |   |   |   |   |   | " C. Whittaker              |
| " J. Porter           |   |   |   |   |   |   | " J.D. Webb                 |

S T A F F

---

|  |   |
|--|---|
| THOMAS HOLME, M.B., Ch.B., D.P.H.                                | - Medical Officer of Health                                   |
| J. NORRIS, M.R.S.H., M.A.P.H.I.,                                 | - Chief Public Health Inspector<br>& Cleansing Superintendent |
|  | Inspector under Contagious<br>Diseases of Animals Act         |
| C.F. SPENCER, M.R.S.H., M.A.P.H.I.,                              | - Additional Public Health<br>Inspector                       |
| I.G. TAYLOR, M.R.S.H., M.A.P.H.I.,<br>Diploma of Smoke Inspector | - 2nd Additional Public Health<br>Inspector                   |
| A. CLOUGH, A.R.S.H., L.I.S.W.,                                   | - Divisional Administrative<br>Assistant                      |

Clerical Staff

MISS J. NORTON  
MRS. A. FRITH  
MRS. E. BROOKS  
MISS S. WOOD  
MISS M. COWLEY  
P.R. RADCLIFFE {resigned 30/7/67}  
C.C. FUDGE {appointed 4/9/67}



TO THE CHAIRMAN AND MEMBERS OF  
PUBLIC HEALTH COMMITTEE

Mr. Chairman, Gentlemen,

I have pleasure in presenting to you my Annual Report on the health of the town for the year 1967. The report takes its usual form and contains a section on the work of the Public Health Inspectors and Cleansing Department and also a section on those services administered by the County Council in this area.

The estimated population of the Borough increased in 1967 to 21,770. It is likely that this increase will continue into 1968 as the birth rate has maintained its upward trend. 366 births were notified compared with 330 the year before. There were, however, 13 infant deaths compared with 9 in 1966 giving a rate of 35.5 per 1000 livebirths. The number of illegitimate births rose to 38 from 25. Deaths in the Borough numbered 311 representing a corrected rate of 15.01 which is much higher than the national average of 11.2 - a price we pay for our climate, industrial heritage and our poor housing conditions.

We can do nothing about our local climate but big strides have been made to eliminate the unfit houses in the town and only a handful remain from the 1955 programme. Industry is playing its part also particularly in relation to atmospheric pollution and the Chief Public Health Inspector will be the first to confirm the co-operation that exists between himself and the industrialists in the town in an attempt to prevent the emission of black smoke.

You have, as I have stated, virtually cleared the town of those houses which were considered unfit in the 1955 programme and you have debated and accepted the report on houses considered to have a fifteen year life. Recent thought has emphasised the need to conserve older property by improving it and providing modern facilities. This policy may modify the fifteen year programme but I would like to make the point that all old houses will not necessarily qualify for this form of treatment. In the first place improvement of odd isolated houses in blocks could be an embarrassment in the future - the ideal is to improve whole blocks of property which means obtaining the consent of each owner - not an easy task, if many are involved. In addition, many of the houses in the programme are incapable of improvement because of their arrangement, size or condition of the fabric.

/Continued

We are living in a scientific age with all the benefits science can provide and it seems an anachronism that we still have families living in houses with no hot water and without indoor sanitation which is sometimes shared. Every effort should and is being made to change these conditions but new tyres do not necessarily convert an old wreck into a modern limousine and the only answer in many cases is rehousing.

During the year the Chairman and Members of the Committee have given invaluable help and advice and I would like to thank them along with the members of the Staff for their loyal support.

Yours obediently,

T. HOLME

Medical Officer of Health

August, 1968.



STATISTICS AND SOCIAL CONDITIONS OF THE BOROUGH

|   |          |
|---|----------|
| Area (in acres) ... ..                      | 3,190    |
| Population Census, 1961 ... ..              | 21,947   |
| Population mid-year 1967 (estimated) ... .. | 21,770   |
| Estimated value of a Penny Rate ... ..      | £2,700   |
| Rateable Value 1st April, 1967 ... ..       | £684,853 |
| No. of houses in Borough (approx.) ... ..   | 8,400    |
| No. of business premises ... ..             | 785      |

LIVE BIRTHS

|                                      | Male | Female | Total | Total |
|--------------------------------------|------|--------|-------|-------|
| Legitimate ... ..                    | 157  | 171    | 328   | 366   |
| Illegitimate ... ..                  | 19   | 19     | 38    |       |
| Live Birth rate per 1,000 population |      |        |       |       |
| crude                                |      |        | 16.8  |       |
| corrected                            |      |        | 18.64 |       |
| Illegitimate Live Births per cent    |      |        |       |       |
| of total Live Births ... ..          |      |        | 10.38 |       |

|                                   | Male | Female | Total |
|-----------------------------------|------|--------|-------|
| TOTAL LIVE AND STILLBIRTHS ... .. | 179  | 194    | 373   |

STILLBIRTHS

|                                | Male | Female | Total | Total |
|--------------------------------|------|--------|-------|-------|
| Legitimate ... ..              | 3    | 4      | 7     | 7     |
| Illegitimate ... ..            | -    | -      | -     |       |
| Stillbirth rate per 1,000 live |      |        |       |       |
| and stillbirths                |      |        | 19.00 |       |

DEATHS OF INFANTS UNDER ONE YEAR

|  | Male | Female | Total | Total |
|--|------|--------|-------|-------|
| Legitimate ... ..                          | 6    | 6      | 12    | 13    |
| Illegitimate ... ..                        | 1    | -      | 1     |       |
| Death rate of infants per 1,000 livebirths |      |        | 35.5  |       |
| Death rate of infants per 1,000 livebirths |      |        |       |       |
| legitimate                                 |      |        | 32.8  |       |
| illegitimate                               |      |        | 2.7   |       |

NEO NATAL DEATHS

|                             | Male | Female | Total | Total |
|-----------------------------|------|--------|-------|-------|
| Legitimate ... ..           | 6    | 4      | 10    | 10    |
| Illegitimate ... ..         | -    | -      | -     |       |
| Neo natal death rate ... .. |      |        | 27.3  |       |

EARLY NEO NATAL DEATH RATE (UNDER 1 WEEK)

|                                   | Male | Female | Total | Total |
|-----------------------------------|------|--------|-------|-------|
| Legitimate ... ..                 | 5    | 3      | 8     | 8     |
| Illegitimate ... ..               | -    | -      | -     |       |
| Early neo natal death rate ... .. |      |        | 21.85 |       |

#### PERI NATAL DEATH RATE

|                           | Male | Female | Total | Total |
|---------------------------|------|--------|-------|-------|
| Legitimate ... ..         | 9    | 8      | 17    | 17    |
| Illegitimate ... ..       | -    | -      | -     | -     |
| Peri Natal death rate ... |      |        | 40.2  |       |

#### DEATHS

|                                 | Male | Female | Total |
|---------------------------------|------|--------|-------|
| All causes ... ..               | 158  | 153    | 311   |
| Death rate per 1,000 population |      |        |       |
| crude                           |      |        | 14.3  |
| corrected                       |      |        | 15.01 |

#### MATERNAL MORTALITY RATE

|  | Total |
|--|-------|
| Maternal deaths ... ..                       | 0     |
| Maternal mortality rate per 1,000 livebirths | 0.00  |

#### PHYSICAL FEATURES OF THE DISTRICT

The Borough of Stalybridge is roughly triangular in shape, bordered on the south side by the Municipal Borough of Dukinfield and on the north west by the Municipal Borough of Ashton-under-Lyne and on the north and east by Mossley and Mottram respectively.

The River Tame, which at this point is the boundary of Lancashire and Cheshire, divides the town; the northern half lies in Lancashire, whilst the southern half lies in Cheshire. For administrative purposes the Borough is considered to be in Cheshire.

The Borough, surrounded by hills on all sides except the west is situate on the westerly slopes of the Pennine Chain,  $7\frac{1}{2}$  miles east of Manchester and, although the main portion of the town is built round the River Tame at approximately 400 feet above sea level, the ground on the eastern side rises to a height of 1,000 feet.

#### SOCIAL CONDITIONS

Unfortunately the figures relating to industry in the town are not available from the Ministry of Labour. The most recent ones we have are for 1966 which I have quoted here. Although this part of the County was originally developed as a textile area there has been a changing pattern over the years. It is true textiles still employ the greatest number of people, but other industries have crept into the town and created their own problems, particularly to tenants of adjoining properties.



The average of unemployed increased slightly from 133 in 1965 to 136 in 1966 (97 men and 39 women), the highest figure of 175 being reached in December. The figures include 40 disabled persons of whom 32 are men - a slight decrease on the 1965 figures. The numbers engaged in the various trades are as follows:-

|  |     |     |     |     |     |               |
|--|-----|-----|-----|-----|-----|---------------|
| Agriculture, Forestry, Fishing, Mining and Quarrying   | ... | ... | ... | ... | ... | 16            |
| Food, Drink and Tobacco  | ... | ... | ... | ... | ... | 41            |
| Engineering & Electrical Goods   | ... | ... | ... | ... | ... | 1,428         |
| Metal Goods not elsewhere specified  | ... | ... | ... | ... | ... | 992           |
| Textiles   | ... | ... | ... | ... | ... | 2,380         |
| Clothing & Footwear  | ... | ... | ... | ... | ... | 574           |
| Paper, Printing & Publishing   | ... | ... | ... | ... | ... | 355           |
| Other Manufacturing Industries, Chemical and allied industries, vehicles, Leather, Leather Goods, Timber, Furniture etc. | ... | ... | ... | ... | ... | 1,011         |
| <b>Total all manufacturing industries</b>  |     |     |     |     |     | <b>6,781</b>  |
| Construction   | ... | ... | ... | ... | ... | 503           |
| Gas, Water & Electricity   | ... | ... | ... | ... | ... | 990           |
| Transport & Communication  | ... | ... | ... | ... | ... | 641           |
| Distributive Trades  | ... | ... | ... | ... | ... | 672           |
| Insurance, Banking & Finance   | ... | ... | ... | ... | ... | 72            |
| Professional & Scientific Services   | ... | ... | ... | ... | ... | 367           |
| Miscellaneous Services   | ... | ... | ... | ... | ... | 255           |
| Public Administration  | ... | ... | ... | ... | ... | 390           |
| <b>Grand Total</b>   |     |     |     |     |     | <b>10,687</b> |

The most recent figures available are taken from the 1961 Census which shows a population distribution as follows in the extract below:-

Acreeage, Population, Private Households & Dwellings

| Area                    | Acreeage | Population |         |        |         |      | Persons per acre |
|-------------------------|----------|------------|---------|--------|---------|------|------------------|
|                         |          | 1951       | 1961    |        |         |      |                  |
|                         |          | Persons    | Persons | Males  | Females |      |                  |
| Stalybridge M.B. Wards: | 3,190    | 22,541     | 21,947  | 10,452 | 11,495  | 6.9  |                  |
| Dukinfield              | 163      | 4,441      | 2,853   | 1,337  | 1,516   | 17.5 |                  |
| Lancashire              | 581      | 5,443      | 5,982   | 2,880  | 3,102   | 10.3 |                  |
| Millbrook               | 1,220    | 4,293      | 4,155   | 2,048  | 2,107   | 3.4  |                  |
| Stayley                 | 1,226    | 8,364      | 8,957   | 4,187  | 4,770   | 7.3  |                  |



|                         | Private households and dwellings, 1961 |                                  |  |                |                       |  |
|-------------------------|--|----------------------------------|--|----------------|-----------------------|--|
|                         | Private households                     | Population in private households | Structurally separate dwellings occupied | Rooms occupied | Density of occupation |  |
|                         |  |                                  |  |                | Persons per room      | Percentage of persons at more than $1\frac{1}{2}$ per room |
| Stalybridge M.B. Wards: | 7,745                                  | 21,060                           | 7,724                                    | 33,330         | 0.67                  | 4.5  |
| Dukinfield              | 1,131                                  | 2,853                            | 1,130                                    | 4,608          | 0.63                  | 3.5  |
| Lancashire              | 2,064                                  | 5,947                            | 2,053                                    | 6,991          | 0.67                  | 4.3  |
| Millbrook               | 1,289                                  | 4,155                            | 1,282                                    | 5,844          | 0.72                  | 4.4  |
| Stayley                 | 3,261                                  | 8,905                            | 3,259                                    | 13,887         | 0.65                  | 4.9  |

#### BIRTH RATE

There was a further increase in the births in the Borough in 1967 when 366 were recorded. This figure is made up of 176 males and 190 females, and gives a corrected livebirth rate of 18.64 per thousand population. The number of illegitimate births again increased from 25 to 38 representing 10.38 of all births. This rate has for many years varied between 4% and 5% but the last five years have shown a gradual increase:-

#### Illegitimacy rates as percentage of total births

| Year | %     |
|------|-------|
| 1960 | 3.7   |
| 1961 | 5.2   |
| 1962 | 6.02  |
| 1963 | 6.46  |
| 1964 | 8.33  |
| 1965 | 7.69  |
| 1966 | 7.57  |
| 1967 | 10.38 |

### DEATH RATE

The number of deaths in the Borough increased by 11 to 311. Of these 158 were males and 153 were females giving a crude death rate of 14.3 per thousand population.

The corrected death rate for Stalybridge, that is the death rate adjusted for the particular variations in age and sex distribution in Stalybridge compared with the country as a whole, was 15.01. Once again the commonest cause of death was heart disease which claimed 89 victims against 85 in 1966. Coronary disease accounted for 61 of these deaths, a slight decrease on the year before when there were 62. Chest conditions resulted in the deaths of 58 people (30 male and 28 female) included in which figure are 13 deaths from cancer of the lung and 17 deaths from bronchitis, 27 from pneumonia and 1 from other respiratory causes.

The number of suicides decreased from 5 in 1966 to 2 during the year under review.

### INFANT MORTALITY RATE

There were 13 infant deaths during the year compared with 9 in 1966. This represents a rate of 35.51, 27.27 in 1966). Swings of this nature are likely when dealing with small numbers but I would call your attention to Table VI which shows the downward trend since 1900.

### STILLBIRTHS

There were 7 stillbirths notified in 1967 giving a rate of 19 per thousand related births (17.86 in 1966).

### NEO-NATAL DEATH RATE

The neo-natal death rate, which represents the number of deaths of infants under 4 weeks of age per thousand livebirths, was 27.3 compared with 18.18 in 1966.

### PERI-NATAL DEATH RATE

This rate is based on the mortality in the period surrounding the birth and includes both neo-natal deaths and stillbirths. It increased this year from 35.71 to 40.2

### MATERNAL MORTALITY

There were no maternal deaths during the year.



TABLE I

BIRTH RATE, DEATH RATE AND ANALYSIS OF MORTALITY DURING THE YEAR 1967

|                         | Rate per<br>1000 Total<br>Population | Rate per<br>1000 Live &<br>Stillbirths | Infant Mortality<br>Rate per 1000<br>Related Births |
|-------------------------|--------------------------------------|--|---|
|                         | Livebirths                           | Stillbirths                            | All causes<br>(under one<br>year)                   |
| England and Wales ..... | 17.2                                 | 14.8                                   | 18.3  |
| (provisional figures)   | 11.2                                 |  |   |
| Stalybridge .....       | 18.64                                | 19.00                                  | 35.5  |
|                         | Deaths all<br>causes                 |  |   |
|                         | 15.01                                |  |   |

Live Births      The Ratio of local adjusted birth rate to national average - 1.08

Deaths            The Ratio of local adjusted death rate to national average - 1.34



1.9.67

CAUSES OF DEATH

Shown as percentage of total deaths

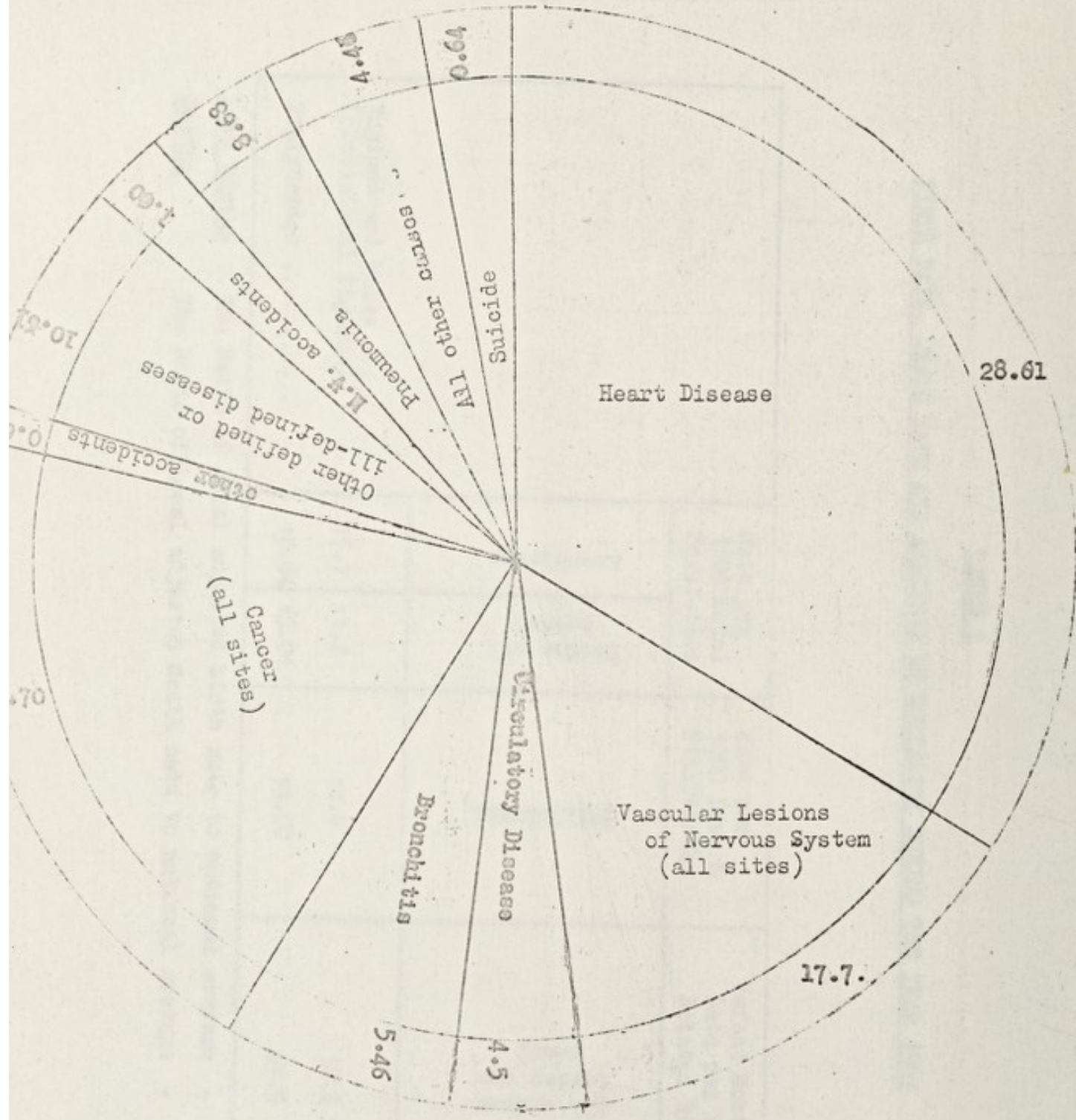




TABLE II  
DEATH RATES  
IN STALYBRIDGE AND ENGLAND & WALES  
FROM 1950

| Year | Death Rates       |             |
|------|-------------------|-------------|
|      | England and Wales | Stalybridge |
| 1950 | 11.6              | 13.58       |
| 1951 | 12.5              | 15.83       |
| 1952 | 11.3              | 14.73       |
| 1953 | 11.4              | 13.016      |
| 1954 | 11.3              | 12.68       |
| 1955 | 11.7              | 14.32       |
| 1956 | 11.7              | 14.87       |
| 1957 | 11.5              | 14.295      |
| 1958 | 11.7              | 14.48       |
| 1959 | 11.6              | 13.93       |
| 1960 | 11.5              | 14.19       |
| 1961 | 12.0              | 16.304      |
| 1962 | 11.9              | 16.15       |
| 1963 | 12.2              | 15.09       |
| 1964 | 11.3              | 14.52       |
| 1965 | 11.5              | 14.71       |
| 1966 | 11.7              | 14.37       |
| 1967 | 11.2              | 15.01       |

TABLE III

REGISTRAR GENERAL'S RETURN 1967

CAUSES OF DEATH IN VARIOUS AGE GROUPS

| Causes of Death                      | Under 4 weeks | 4 weeks & under 1 year | 1 - 4 years | 5 - 14 years | 15 - 24 years | 25 - 34 years | 35 - 44 years | 45 - 54 years | 55 - 64 years | 65 - 74 years | 75 & over | Total all ages |     |
|--------------------------------------|---------------|------------------------|-------------|--------------|---------------|---------------|---------------|---------------|---------------|---------------|-----------|----------------|-----|
|                                      |               |                        |             |              |               |               |               |               |               |               |           | M              | F   |
| Tuberculosis, respiratory            | -             | -                      | -           | -            | -             | -             | -             | -             | -             | 1             | -         | -              | 1   |
| Tuberculosis, other                  | -             | -                      | -           | -            | -             | -             | -             | 1             | -             | -             | -         | 1              | -   |
| Malignant Neoplasm, stomach          | -             | -                      | -           | -            | -             | -             | -             | 1             | 3             | 4             | -         | 6              | 2   |
| Malignant Neoplasm, lung, bronchus   | -             | -                      | -           | -            | -             | 1             | -             | 2             | 5             | 5             | -         | 9              | 4   |
| Malignant Neoplasm, breast           | -             | -                      | -           | -            | -             | -             | -             | 2             | 1             | 2             | 1         | -              | 6   |
| Malignant Neoplasm, uterus           | -             | -                      | -           | -            | -             | -             | -             | 1             | -             | -             | -         | -              | 1   |
| Malignant Neoplasm, other sites      | -             | -                      | -           | -            | 1             | -             | 2             | 3             | 10            | 4             | 7         | 18             | 9   |
| Leukaemia, Aleukamemia               | -             | -                      | -           | -            | -             | -             | -             | -             | -             | -             | 1         | -              | 1   |
| Diabetes                             | -             | -                      | -           | -            | -             | -             | -             | -             | -             | 1             | 1         | 1              | 1   |
| Vascular lesions of nervous system   | -             | -                      | -           | -            | -             | -             | -             | 2             | 9             | 11            | 33        | 22             | 33  |
| Coronary Disease, Angina             | -             | -                      | -           | -            | -             | -             | -             | 8             | 12            | 21            | 20        | 38             | 23  |
| Hypertension with heart disease      | -             | -                      | -           | -            | -             | -             | -             | -             | 1             | -             | -         | -              | 1   |
| Other heart disease                  | -             | -                      | -           | -            | -             | -             | -             | 1             | 9             | 4             | 13        | 13             | 14  |
| Other circulatory disease            | -             | -                      | -           | -            | -             | -             | -             | -             | 2             | 6             | 6         | 5              | 9   |
| Pneumonia                            | -             | 1                      | -           | -            | -             | -             | -             | -             | 1             | 7             | 18        | 11             | 16  |
| Bronchitis                           | -             | -                      | -           | -            | -             | -             | -             | 2             | 6             | 5             | 4         | 10             | 7   |
| Other disease of respiratory system  | -             | -                      | 1           | -            | -             | -             | -             | -             | -             | -             | -         | -              | 1   |
| Ulcer of stomach and duodenum        | -             | -                      | -           | -            | -             | -             | -             | -             | -             | -             | 1         | 1              | -   |
| Gastritis, Enteritis & Diarrhoea     | -             | -                      | 1           | -            | -             | -             | 1             | -             | -             | 1             | -         | 2              | 1   |
| Congenital malformations             | 3             | 1                      | -           | -            | -             | -             | -             | -             | -             | -             | -         | 1              | 3   |
| Other defined & ill-defined diseases | 7             | -                      | -           | -            | -             | -             | -             | 3             | 3             | 5             | 15        | 13             | 20  |
| Motor Vehicle accidents              | -             | -                      | -           | -            | 1             | 1             | -             | 1             | -             | -             | -         | 3              | -   |
| All other accidents                  | -             | 1                      | -           | -            | -             | -             | -             | -             | -             | -             | 1         | 2              | -   |
| Suicide                              | -             | -                      | -           | -            | 1             | -             | -             | -             | 1             | -             | -         | 2              | -   |
|                                      | 10            | 3                      | 2           | -            | 3             | 2             | 3             | 27            | 63            | 77            | 121       | 158            | 153 |





INFANTILE MORTALITY RATE - STALYBRIDGE (1900 - 1967)

— STALYBRIDGE INFANTILE MORTALITY PER 1000 LIVEBIRTHS

- - - ENGLAND AND WALES INFANTILE MORTALITY PER 1000 LIVEBIRTHS

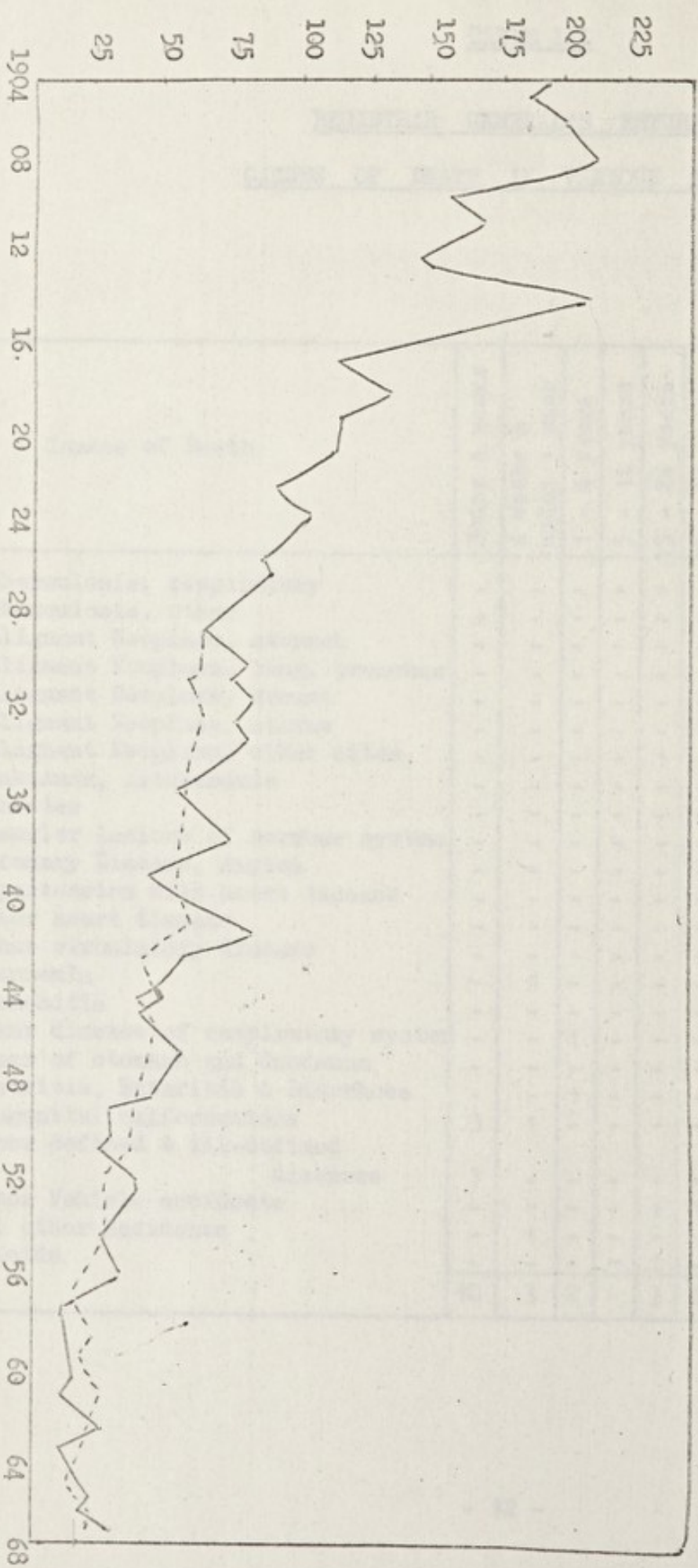


TABLE IV

BIRTH, DEATH AND INFANTILE MORTALITY  
RATES IN THE BOROUGH FROM 1900

| Year      | Birth Rate | Death Rate | Infantile Mortality Rate |
|-----------|------------|------------|--------------------------|
| 1900 - 04 | 21.58      | 20.1       | 210                      |
| 1905 - 09 | 23.01      | 18.63      | 193.2                    |
| 1910 - 14 | 21.63      | 17.92      | 165.48                   |
| 1915 - 19 | 16.83      | 17.75      | 130.9                    |
| 1920 - 24 | 18.56      | 15.08      | 114.9                    |
| 1925 - 29 | 14.97      | 14.80      | 81.1                     |
| 1930 - 34 | 13.47      | 13.78      | 73.80                    |
| 1935 - 39 | 12.94      | 15.02      | 54.6                     |
| 1940 - 44 | 15.42      | 16.11      | 60.57                    |
| 1945 - 49 | 18.78      | 14.98      | 45.69                    |
| 1950 - 54 | 15.56      | 13.97      | 28.43                    |
| 1955 - 59 | 15.30      | 14.38      | 18.53                    |
| 1960 - 64 | 17.93      | 15.25      | 18.06                    |
| 1965      | 16.55      | 14.71      | 15.53                    |
| 1966      | 16.87      | 14.37      | 27.27                    |
| 1967      | 18.64      | 15.01      | 35.5                     |



GENERAL PROVISIONS OF HEALTH

SERVICES IN THE AREA

BACTERIOLOGY

The following specimens were forwarded to the Public Health Laboratory for investigation:-

| <u>Sample</u>      | <u>Positive for Pathogenic Organisms</u> | <u>Negative</u> | <u>Total</u> |
|--------------------|--|-----------------|--------------|
| Faeces ... ..      | 63                                       | 140             | 203          |
| Throat Swab ... .. | -  | 2               | 2            |
| Nasal Swab ... ..  | -  | -               | -            |
|                    | 63                                       | 142             | 205          |

I would like to thank Dr. Abbott and the staff at the Public Health Laboratory for their willing help and co-operation at all times.

MILK AND DAIRIES

Since the Milk (Special Designation) Regulations, 1960 came into force we have been supplied with details of the results of all samples taken by the County Medical Officer to whom I am grateful for the following information:-

TABLE VI

| <u>Type of Milk</u> |              |               |             |                   |             |            |
|---------------------|--------------|---------------|-------------|-------------------|-------------|------------|
| <u>Past.</u>        | <u>Ster.</u> | <u>U.H.T.</u> | <u>T.T.</u> | <u>T.T. Past.</u> | <u>Hon.</u> | <u>Raw</u> |
| 41                  | 25           | 17            | -           | -                 | 6           | 58         |

| <u>Type of Test</u> |                 |                    |                 |                  |                 |                   |                 |                     |                |                 |                 |
|---------------------|-----------------|--------------------|-----------------|------------------|-----------------|-------------------|-----------------|---------------------|----------------|-----------------|-----------------|
| <u>Meth. Blue</u>   |                 | <u>Phosphatase</u> |                 | <u>Turbidity</u> |                 | <u>B. Tuberc.</u> |                 | <u>Colony Count</u> |                | <u>Brucella</u> |                 |
| <u>Satis.</u>       | <u>Unsatis.</u> | <u>Satis.</u>      | <u>Unsatis.</u> | <u>Satis.</u>    | <u>Unsatis.</u> | <u>Satis.</u>     | <u>Unsatis.</u> | <u>Under 10</u>     | <u>Over 10</u> | <u>Evid.</u>    | <u>No Evid.</u> |
| 22                  | 8               | 45                 | -               | 22               | -               | -                 | -               | 17                  | -              | -               | 64              |

FOOD & DRUGS ACT, 1955

The Cheshire County Council continue to administer the Food and Drugs Act and the samples of food noted below were obtained in the Borough during the year by the Weights & Measures Department of that authority. Mr. Nattrass reports as follows:-

| <u>Sample</u>                             | <u>No. of samples<br/>obtained</u> | <u>No. of samples<br/>reported against</u> |
|---|------------------------------------|--|
| Biscuits, Butter Marie                    | 1                                  |  |
| " Creamy Chocholate                       | 1                                  |  |
| Blackcurrant Vit. C Health Drink          | 1                                  |  |
| Butter, peanut                            | 1                                  |  |
| Buttermilk drink, cultured                | 1                                  |  |
| Calamine, oily                            | 1                                  |  |
| Cauliflower                               | 1                                  |  |
| Cheese Fish Cakes                         | 1                                  |  |
| Cherries, red, in sugar syrup             | 1                                  |  |
| Chutney                                   | 1                                  |  |
| Coco-nut, dessicated                      | 1                                  |  |
| Corned beef                               | 1                                  |  |
| Foreign matter found in scone (complaint) | 1                                  | 1  |
| Jam                                       | 2                                  |  |
| Lancashire Hot Pot (tin)                  | 1                                  |  |
| Lemon Lime Drink                          | 1                                  |  |
| Lemonade (complaint)                      | 1                                  | 1  |
| Loaf, sliced                              | 1                                  |  |
| Mayonnaise                                | 1                                  |  |
| Meat Pudding (tinned)                     | 1                                  |  |
| Milk                                      | 61                                 | 2  |
| Milk, full cream condensed                | 1                                  |  |
| Milk pudding, creamed rice                | 1                                  |  |
| Olive Oil B.P.                            | 1                                  |  |
| Orange Drink, sparkling                   | 1                                  |  |
| Panadal tablets                           | 2                                  |  |
| Peritrate                                 | 1                                  |  |
| Piccalilli                                | 1                                  |  |
| Pie, meat                                 | 1                                  |  |
| Raspberry Filling                         | 1                                  |  |
| Sausage, beef                             | 1                                  |  |
| Sausage, pork                             | 1                                  |  |
| Shandy, Ginger Beer                       | 1                                  |  |
| Soneryl                                   | 1                                  |  |
| Stewed Steak                              | 1                                  |  |
| Strawberries in syrup                     | 1                                  |  |
| Sweets: Coffee Creams                     | 1                                  |  |
| Honey Pine Cough                          | 1                                  |  |
| Tomato Juice                              | 1                                  |  |
| Urolucosil                                | 1                                  |  |
| Veganin                                   | 1                                  |  |
| Whisky                                    | 2                                  |  |
|   | <hr/>                              | <hr/>                                      |
|   | 105                                | 4  |



Particulars of samples not up to standard during the year ended 31st December, 1967

| <u>Sample</u>                             | <u>Result of Analysis</u>  | <u>Remarks</u>          |
|---|--|-------------------------|
| Foreign matter found in scone (complaint) | Foreign matter consists of vegetable tissue, having the characteristics of a type of moss or other similar plant growth. | Bakers cautioned        |
| Sterilised Milk (complaint)               | Containing some floating foreign matter which consisted of a plastic model of a cow, stamped "Hong Kong"                 | Dairy cautioned         |
| Lemonade (complaint)                      | Sample of water containing no added sugar or sweetening agent and not having the characteristics of lemonade             | Manufacturers cautioned |
| Milk (U.F.B.) (complaint)                 | Sample of milk containing 44 ppm. of moist miscellaneous dirt. The dirt contained a large amount of fine sand            | Farmer cautioned        |

Particulars of complaints from private purchasers not submitted to the Public Analyst during the year ended 31st December, 1967

| <u>From</u>       | <u>Complaint</u>                                 | <u>Remarks</u>                       |
|-------------------|--|--------------------------------------|
| Private purchaser | Foreign matter found in scone                    | See above                            |
| " "               | Lemonade tasting like distilled water            | See above                            |
| " "               | Sterilised milk containing foreign matter        | See above                            |
| " "               | Milk containing fine sediment                    | See above                            |
| " "               | Grit in milk                                     | Producer/retailer verbally cautioned |
| " "               | Nail in cake                                     | Bakers fined £10                     |
| " "               | Splinter of glass in Swiss Roll                  | Retailer cautioned                   |
| " "               | Tin of pineapple cubes containing a foreign body | Importers cautioned                  |



## WATER SUPPLIES

6 samples of water were taken for bacteriological examination and the results were recorded as follows:-

1 sample of Town's water was found to be satisfactory.

2 samples of a small chlorinated supply serving 185 houses in the Millbrook area were taken and found to be satisfactory.

3 samples of the spring supplies in the Carrbrook and Millbrook area were taken, 2 were unsatisfactory and 1 satisfactory.

I am indebted to the Engineer and Manager of the West Pennine Water Board, Mr. H.W. Elton, for the following information:-

1. The quality and quantity of water have both been satisfactory.
2. Bacteriological examination of piped supplies:-

| <u>Type of Water</u>  | <u>Samples<br/>taken</u> | <u>Results</u>     |
|---|--------------------------|--------------------|
| Raw   | None                     | -                  |
| Filtered water taken directly after filtration                      | 4                        | Quite satisfactory |
| Filtered water - tap samples taken at various points in the Borough | 51                       | " "                |
| Chemical Analysis   | 2                        | " "                |

3. Plumbo Solvency. Sodium Carbonate added before filtration. 11 samples were taken and the results were all satisfactory.
4. No form of contamination has presented itself.
5. Population supplied from public water mains:-
  - (a) Direct to houses - 21,710
  - (b) By means of standpipes - NONE

## BATHS

The following criteria have applied to the Public Swimming Baths for the past few years:-

- (1) Source of Supply - Town's mains
- (2) Both pools are operated on the continuous turn-over system. (a) Filtration (b) Aeration (c) Sterilisation by Chlorine Gas.

Chemical treatment is constant and frequent tests are taken to ensure that breakpoint chlorination is present giving a free chlorine reading of two parts per million with a potential hydrogen reading of 7.8 parts per million. The resultant bacterial counts under these conditions have been nil.

Periodically both pools are completely emptied and the basins scrubbed.



PREVALENCE OF AND CONTROL OVER INFECTIOUS DISEASE

TABLE VII

Infectious Disease Notifications, 1967

| Age           | Tuberculosis Other |   | Tuberculosis M.C.N.S. |   | Tuberculosis Respiratory |   | Food Poisoning |   | Dysentery |   | Measles |   | Acute Myelitis |   | Whooping Cough |   | Scarlet Fever |   |  |
|---------------|--------------------|---|-----------------------|---|--------------------------|---|----------------|---|-----------|---|---------|---|----------------|---|----------------|---|---------------|---|--|
|               | M                  | F | M                     | F | M                        | F | M              | F | M         | F | M       | F | M              | F | M              | F | M             | F |  |
| Under 1 year  |                    |   |                       |   |                          |   |                |   |           |   |         |   |                |   |                |   |               |   |  |
| 1 - "         |                    |   |                       |   |                          |   |                |   |           |   |         |   |                |   |                |   |               |   |  |
| 2 - years     |                    |   |                       |   |                          |   |                |   |           |   |         |   |                |   |                |   |               |   |  |
| 3 - "         |                    |   |                       |   |                          |   |                |   |           |   |         |   |                |   |                |   |               |   |  |
| 4 - "         |                    |   |                       |   |                          |   |                |   |           |   |         |   |                |   |                |   |               |   |  |
| 5 - 9         |                    |   |                       |   |                          |   |                |   |           |   |         |   |                |   |                |   |               |   |  |
| 10 - 14       |                    |   |                       |   |                          |   |                |   |           |   |         |   |                |   |                |   |               |   |  |
| 15 - 24       |                    |   |                       |   |                          |   |                |   |           |   |         |   |                |   |                |   |               |   |  |
| 25 & over     |                    |   |                       |   |                          |   |                |   |           |   |         |   |                |   |                |   |               |   |  |
| Age unknown   |                    |   |                       |   |                          |   |                |   |           |   |         |   |                |   |                |   |               |   |  |
| Under 5 years |                    |   |                       |   |                          |   |                |   |           |   |         |   |                |   |                |   |               |   |  |
| 5 - 14        |                    |   |                       |   |                          |   |                |   |           |   |         |   |                |   |                |   |               |   |  |
| 15 - 44       |                    |   |                       |   |                          |   |                |   |           |   |         |   |                |   |                |   |               |   |  |
| 45 - 64       |                    |   |                       |   |                          |   |                |   |           |   |         |   |                |   |                |   |               |   |  |
| 65 & over     |                    |   |                       |   |                          |   |                |   |           |   |         |   |                |   |                |   |               |   |  |
| Age unknown   |                    |   |                       |   |                          |   |                |   |           |   |         |   |                |   |                |   |               |   |  |
| Under 5 years |                    |   |                       |   |                          |   |                |   |           |   |         |   |                |   |                |   |               |   |  |
| 5 - 14        |                    |   |                       |   |                          |   |                |   |           |   |         |   |                |   |                |   |               |   |  |
| 15 - 24       |                    |   |                       |   |                          |   |                |   |           |   |         |   |                |   |                |   |               |   |  |
| 25 - 44       |                    |   |                       |   |                          |   |                |   |           |   |         |   |                |   |                |   |               |   |  |
| 45 - 64       |                    |   |                       |   |                          |   |                |   |           |   |         |   |                |   |                |   |               |   |  |
| 65 & over     |                    |   |                       |   |                          |   |                |   |           |   |         |   |                |   |                |   |               |   |  |
| Age unknown   |                    |   |                       |   |                          |   |                |   |           |   |         |   |                |   |                |   |               |   |  |
| TOTAL         |                    |   |                       |   |                          |   |                |   |           |   |         |   |                |   |                |   |               |   |  |



TABLE VIII

Incidence of the Main Infectious Diseases

1960 - 1967

|                          | 1967 | 1966 | 1965 | 1964 | 1963 | 1962 | 1961 | 1960 |
|--------------------------|------|------|------|------|------|------|------|------|
| Typhoid                  | -    | -    | -    | -    | -    | -    | -    | -    |
| Poliomyelitis            | -    | -    | -    | -    | -    | -    | -    | -    |
| Diphtheria               | -    | -    | -    | -    | -    | -    | -    | -    |
| Scarlet Fever            | 21   | 2    | 1    | 2    | 10   | 11   | 7    | 9    |
| Tuberculosis (all forms) | 6    | 6    | 9    | 6    | 15   | 11   | 13   | 14   |
| Measles                  | 200  | 290  | 149  | 326  | 265  | 128  | 189  | 245  |
| Whooping Cough           | 55   | 26   | 1    | 35   | 24   | 18   | 14   | 63   |
| Dysentery                | 17   | 2    | 5    | 5    | -    | 31   | -    | 156  |
| Cerebro-Spinal Fever     | -    | -    | -    | -    | -    | -    | -    | -    |
| Miscellaneous            | 4    | 2    | 2    | 1    | 9    | 9    | 8    | 14   |
| Total                    | 303  | 328  | 167  | 375  | 323  | 208  | 231  | 501  |

SPECIFIC INFECTIONS

The number of notifications received during the year was 303 - a decrease over the previous year caused by a lower incidence of measles. The other notifiable infectious diseases were not particularly troublesome. The increased incidence of Whooping Cough is disturbing particularly as there has not been a marked fall in the immunization against this condition.



NOTIFICATIONS

TUBERCULOSIS TREND 1922 - 1967

--- Notifications per 1000 population  
----- Deaths per 1000 population

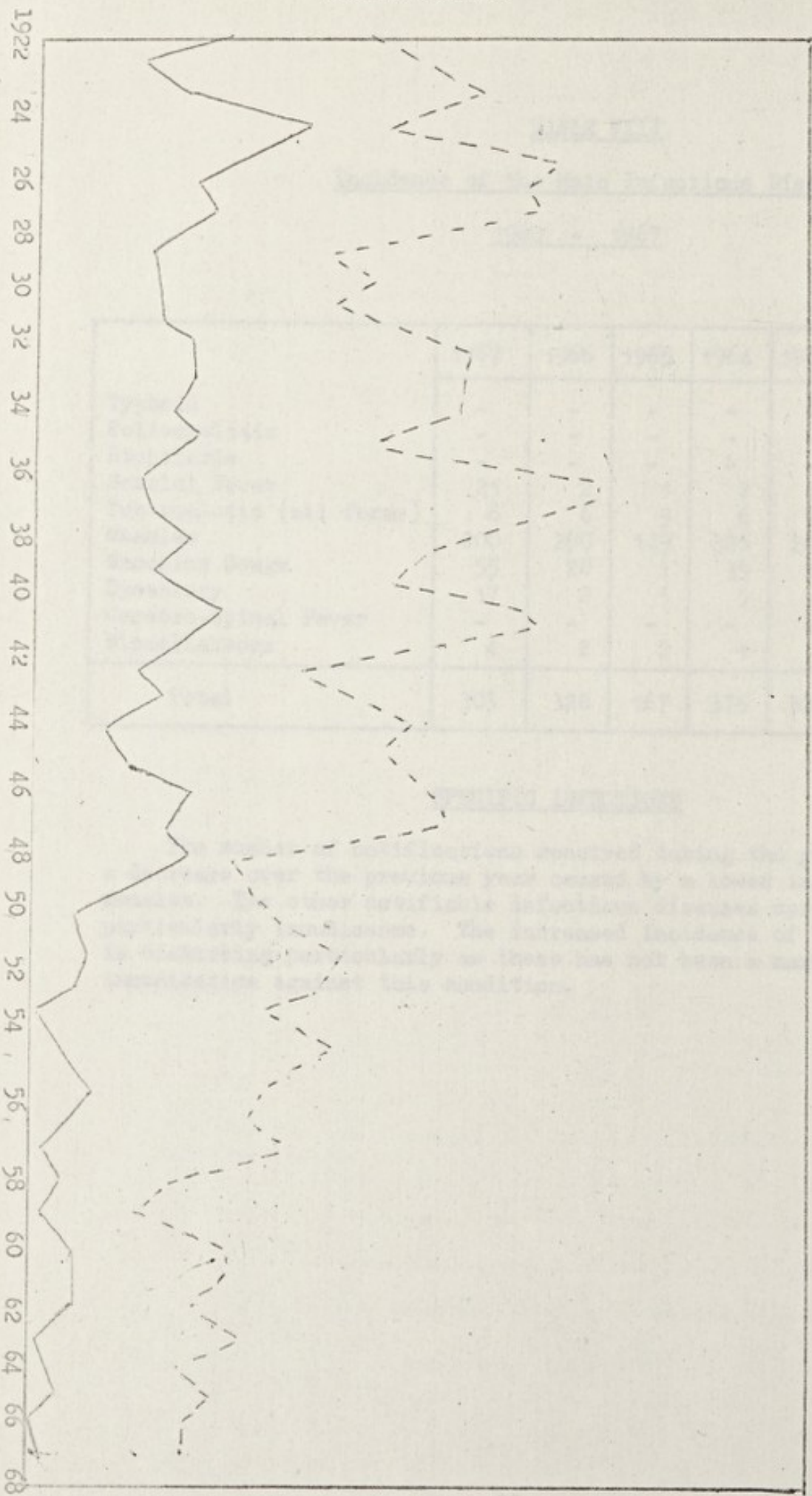




TABLE IX

Cases of Tuberculosis remaining on Register  
at December, 1957 - 1967

| Year | Pulmonary |        | Non-Pulmonary |        | Total |        |
|------|-----------|--------|---------------|--------|-------|--------|
|      | Male      | Female | Male          | Female | Male  | Female |
| 1957 | 86        | 64     | 10            | 6      | 96    | 70     |
| 1958 | 82        | 62     | 9             | 6      | 91    | 68     |
| 1959 | 79        | 58     | 7             | 7      | 86    | 63     |
| 1960 | 73        | 52     | 9             | 6      | 82    | 61     |
| 1961 | 69        | 48     | 9             | 8      | 78    | 56     |
| 1962 | 67        | 44     | 10            | 8      | 77    | 52     |
| 1963 | 69        | 35     | 11            | 11     | 80    | 46     |
| 1964 | 58        | 31     | 13            | 12     | 71    | 43     |
| 1965 | 54        | 33     | 14            | 14     | 68    | 47     |
| 1966 | 52        | 35     | 13            | 14     | 65    | 49     |
| 1967 | 52        | 36     | 13            | 14     | 65    | 50     |

CANCER

The number of cancer deaths this year was 55. Of these deaths 13, or 23.6% were due to cancer of the lung. It is significant to note that the figure of 13 is made up of 9 males and 4 females.

DYSENTERY

There were 17 cases of dysentery to record for the year 1967.

FOOD POISONING

There are no outbreaks of food poisoning to report during 1967. 4 unassociated isolated cases were notified.

## H O U S I N G

The following table gives the number of houses which have been represented as individually unfit for human habitation since 1940:-

TABLE X

| Year | No. of Houses Represented                         |  |
|------|---|--|
|      | <u>Housing Act, 1936</u>                          |  |
|      | <u>Section 12 (1)<br/>Closing Order</u>           | <u>Section 11 (1)<br/>Demolition Order</u> |
| 1940 | 3   | -  |
| 1941 | -   | -  |
| 1942 | -   | 3  |
| 1943 | 4   | 8  |
| 1944 | 2   | 5  |
| 1945 | -   | 4  |
| 1946 | -   | 3  |
| 1947 | 1   | 1  |
| 1948 | -   | -  |
| 1949 | -   | 5  |
| 1950 | -   | 8  |
| 1951 | 1   | 2  |
| 1952 | 1   | 4  |
| 1953 | 4   | 10   |
| 1954 | 16  | 1  |
| 1955 | 36  | 5  |
| 1956 | 11  | 4  |
| 1957 | 12  | -  |
|      | <u>Sections 16 &amp; 17<br/>Housing Act, 1957</u> |  |
|      | <u>Closing Order</u>                              | <u>Demolition Order</u>                    |
| 1957 | 9   | 8  |
| 1958 | 14  | 28   |
| 1959 | 6   | 13   |
| 1960 | 16  | 2  |
| 1961 | 16  | 9  |
| 1962 | 7   | 2  |
| 1963 | 13  | -  |
| 1964 | 6   | 7  |
| 1965 | 3   | 1  |
| 1966 | 4   | -  |
| 1967 | 2   | 2  |

During the year twelve clearance areas were made involving 217 houses. These are detailed in Table II in the Chief Public Health Inspector's section of this report.

ANNUAL REPORT OF THE  
CHIEF PUBLIC HEALTH INSPECTOR  
AND  
CLEANSING SUPERINTENDENT  
FOR THE YEAR  
1967





To the Chairman Members of  
the Public Health Committee.

Mr. Chairman & Gentlemen,

I have pleasure in presenting to you, once again, the Annual Report on the work of the Cleansing Department and the Public Health Inspectors section of the Health Department - my 22nd.

Clearance of Unfit Houses has again occupied a considerable amount of time - our 1954 Programme is almost complete - over 2,000 houses having been represented - ahead of target.

Investigations into the possibility of operating a Refuse Pulverisation Plant along with the Boroughs of Ashton-under-Lyne and Dukinfield have continued and the officials concerned have visited a number of different types of plant. It is felt that the disposal of untreated refuse is unsatisfactory and creates many problems which have no satisfactory solution. Stalybridge fortunately is not short of tipping space and due to the foresight of the Council in purchasing suitable land, is not likely to be for a very considerable number of years. If refuse was pulverised prior to tipping some, at present, useless areas of land could be reclaimed with less inconvenience to occupiers of property adjacent to refuse tips.

Some very necessary improvements have been carried out at the Mortuary - including the provision of a refrigerated cabinet large enough to hold three bodies. The money spent has been very worthwhile and the improvements are much appreciated by the Undertakers using the Mortuary.

Nearly 4,000 houses are included in Smoke Control Areas and the recent Smoke Control Order covering the 1,055 acres of Undeveloped Land in the Borough should ensure that all new development is smoke controlled.

Once again it is pleasing to report loyal and conscientious service by all members of the staff - no department can function satisfactorily without this high standard of service.

It is pleasing to record that at all times encouragement has been given to the department by the Chairman, Deputy Chairman and members of the Public Health Committee.

Your obedient servant,

J. NORRIS

Chief Public Health Inspector.



TABLE I

|                                   | Number<br>Visits | No. Notices<br>served |               | Result of Service of<br>Notice |                 |                   |
|-----------------------------------|------------------|-----------------------|---------------|--------------------------------|-----------------|-------------------|
|                                   |                  | Staty.                | In-<br>formal | Complied<br>with               | Out<br>standing | Prose-<br>cutions |
| Housing                           | 2,793            | 11                    | 81            | 83                             | 9               | -                 |
| Yards, Courts, Passages           | 20               | -                     | 1             | -                              | 1               | -                 |
| Drainage & Conversions            | 489              | 1                     | 42            | 38                             | 5               | -                 |
| Infectious Disease                | 48               | -                     | -             | -                              | -               | -                 |
| Meat & Other Foods                | 560              | -                     | -             | -                              | -               | -                 |
| Food Premises                     | 296              | -                     | 41            | 17                             | 24              | -                 |
| Milk & Dairies                    | 8                | -                     | -             | -                              | -               | -                 |
| Ice Cream Mfg. & Shops            | 29               | -                     | 1             | -                              | 1               | -                 |
| Water Supplies                    | 17               | -                     | -             | -                              | -               | -                 |
| Shops Act                         | 105              | -                     | -             | -                              | -               | -                 |
| Factories Act                     | 74               | -                     | 1             | 1                              | -               | -                 |
| Refuse Collection                 | 522              | -                     | -             | -                              | -               | -                 |
| Refuse Disposal                   | 273              | -                     | -             | -                              | -               | -                 |
| Smoke Abatement (Industrial)      | 15               | -                     | 1             | 1                              | -               | -                 |
| Smoke Control Areas (Dom.)        | 495              | -                     | 5             | 5                              | -               | -                 |
| Hairdressing Saloons              | 13               | -                     | -             | -                              | -               | -                 |
| Schools                           | -                | -                     | -             | -                              | -               | -                 |
| Keeping of Animals                | 19               | -                     | 1             | -                              | 1               | -                 |
| Offensive Accumulations           | 55               | -                     | 17            | 16                             | 1               | -                 |
| Offensive Trades                  | 3                | -                     | 2             | 2                              | -               | -                 |
| Contagious Diseases of Animals    | 71               | -                     | -             | -                              | -               | -                 |
| Pets Act                          | 3                | -                     | -             | -                              | -               | -                 |
| Rats & Mice Infestations          | 161              | -                     | -             | -                              | -               | -                 |
| " " " "                           |                  |                       |               |                                |                 |                   |
| (visits by Rodent Operator)       | 2,574            | -                     | -             | -                              | -               | -                 |
| Offices, Shops & Railway Premises | 129              | -                     | 9             | 6                              | 3               | -                 |
| Unclassified Visits               | 817              | -                     | 3             | 2                              | 1               | -                 |
| Interviews                        | 956              | -                     | -             | -                              | -               | -                 |
| Committee Meetings                | 36               | -                     | -             | -                              | -               | -                 |
| <b>Total</b>                      | <b>10,581</b>    | <b>12</b>             | <b>205</b>    | <b>171</b>                     | <b>46</b>       | <b>-</b>          |

HOUSING CONDITIONS

COMMON LODGING HOUSES

There are no common lodging houses in the district



### HOUSING AND PUBLIC HEALTH ACT DEFECTS

During the year 459 complaints were received and investigated. The number in 1966 was 472.

9 formal and 213 informal notices dealing with 217 defects were served.

It was again not found necessary to take any prosecutions.

### CLEARANCE OF UNFIT HOUSES

12 further Clearance Areas included in 9 Clearance Orders and Compulsory Purchase Orders were represented during the year. The Areas contained 217 houses. Representation of 4 other Areas included in the 1967 Programme was left over until the New Year.

2 Public Inquiries were held during the year - . one dealing with Castle Hall No. 14 Compulsory Purchase Order on 23rd May, 1967 and the other concerning Castle Hall Nos. 15, 16, 17 and 18 Compulsory Purchase Order on 3rd October, 1967. Both Compulsory Purchase Orders were confirmed by the Ministry of Housing & Local Government.



TABLE  
CLEARANCE OF UNFIT

| No. | Clearance Area                                      | Clearance Order or Compulsory Purchase Order | Date of Order | No. of Houses Represented | No. of Houses Confirmed by Ministry |
|-----|---|--|---------------|---------------------------|-------------------------------------|
| 1   | Henry St. & Thomas St.                              | CPO  | 1955          | 34                        | 34                                  |
| 2   | Bridge St. No. 1                                    | CPO  | 1955          | 6                         | 6                                   |
| 3   | Bridge St. No. 2                                    | CPO  | 1955          | 6                         | 6                                   |
| 4   | Cartwright's Bldgs., Robinson St.                   | CO   | 1955          | 7                         | 7                                   |
| 5   | Robinson St. & Summers St.                          | CO   | 1955          | 11                        | 11                                  |
| 6   | High St. No. 1                                      | Patching                                     | -             | 9                         | 9                                   |
| 7   | Castle Hall No. 1                                   | CPO  | 1955          | 28                        | 27                                  |
| 8   | Robinson St. & Binns St.                            | CPO  | 1955          | 15                        | 15                                  |
| 9   | High St. No. 2                                      | CPO  | 1955          | 6                         | 6                                   |
| 10  | Castle Hall No. 2                                   | CPO  | 1955          | 38                        | 38                                  |
| 11  | Woolley's Terr. Peel St. Stanley St. & Robinson St. | CO   | 1956          | 36                        | 36                                  |
| 12  | Ashton St. & Belfield's Yard                        | CO   | 1956          | 14                        | 14                                  |
| 13  | Castle St. & Caroline St.                           | CPO  | 1956          | 8                         | 8                                   |
| 14  | Grafton St. & John St.                              | CPO  | 1957          | 14                        | 14                                  |
| 15  | Grouse St. & Friendship Yard                        | CPO  | 1957          | 13                        | 13                                  |
| 16  | Newton St. & Mount St.                              | CPO  | 1959          | 35                        | 35                                  |
| 17  | Tenter Brow   | CPO  | 1959          | 9                         | 9                                   |
| 18  | Castle Hall No. 3                                   | CPO  | 1959          | 48                        | 48                                  |
| 19  | Grosvenor St. & Caroline St.                        | CO   | 1959          | 12                        | 12                                  |
| 20  | Hully St. & Water Road                              | CO   | 1959          | 6                         | 6                                   |
| 21  | Shepley St. & Water St.                             | CPO  | 1959          | 14                        | 14                                  |
| 22  | Buckley St.   | CPO  | 1959          | 5                         | 5                                   |
| 23  | Grosvenor St. No. 1                                 | CPO  | 1959          | 29                        | 29                                  |
| 24  | Huddersfield Rd. & Platt's Bldgs.                   | -  | -             | 33                        | Order not made                      |
| 25  | Leech St.   | CPO  | 1960          | 13                        | 13                                  |
| 26  | Stamford St. & Ayton St.                            | CPO  | 1960          | 10                        | 10                                  |
| 27  | Canal St. Grosvenor St. Bennett St.                 | CPO  | 1960          | 17                        | 17                                  |
| 28  | Vaudrey St. & Cross Leech St.                       | CPO  | 1960          | 5                         | 5                                   |
| 29  | Castle Hall No. 4                                   | CPO  | 1961          | 41                        | 41                                  |
| 30  | High St. No. 3                                      | CPO  | 1961          | 11                        | 11                                  |
| 31  | Grosvenor St. & Hallas St.                          | CPO  | 1961          | 7                         | 7                                   |
| 32  | High St./Booth St.                                  | CPO  | 1961          | 102                       | 102                                 |
| 33  | Back Grosvenor St.                                  | CPO  | 1961          | 4                         | 4                                   |
| 34  | Back Demesne St.                                    | -  | -             | 15                        | Order not made                      |
| 35  | Bower Grove   | CPO  | 1961          | 13                        | 13                                  |
| 36  | North End   | CPO  | 1962          | 23                        | 23                                  |
| 37  | Black Rock  | CPO  | 1962          | 14                        | 14                                  |
| 38  | Hollins St.   | CPO  | 1962          | 2                         | 2                                   |
| 39  | Booth St.   | CPO  | 1962          | 8                         | 8                                   |
| 40  | Ogden St.   | CPO  | 1962          | 3                         | 3                                   |
| 41  | Back Avon St.                                       | CPO  | 1962          | 8                         | 8                                   |



II  
HOUSES IN POST WAR SCHEME

| Date of Representation | Date of Inquiry      | Date of Confirmation by Ministry | No. of persons Displaced |                           |
|------------------------|----------------------|----------------------------------|--------------------------|---------------------------|
| 8. 3.55                | 27. 9.55             | 5. 1.56                          | 111                      |                           |
| 8. 3.55                | 27. 9.55             | 5. 1.56                          | 20                       | Includes 3 owned by L.A.  |
| 8. 3.55                | 27. 9.55             | 5. 1.56                          | 17                       |                           |
| 8. 6.55                | No objection         | 12.12.55                         | 12                       |                           |
| 8. 6.55                | No objection         | 12.12.55                         | 29                       |                           |
| 8. 6.55                | -                    | 16. 2.56                         | -                        |                           |
| 8. 6.55                | 24. 1.56             | 8. 3.56                          | 86                       | Includes 9 owned by L.A.  |
| 5.10.55                | 20. 3.56             | 18. 6.56                         | 45                       |                           |
| 5.10.55                | 20. 2.55             | 18. 6.56                         | 20                       |                           |
| 30.11.55               | 31. 5.56             | 28. 8.56                         | 96                       |                           |
| 5. 9.56                | No objection         | 25. 2.57                         | 86                       |                           |
| 5. 9.56                | No objection         | 25. 2.57                         | 44                       |                           |
| 5. 9.56                | No objection         | 25. 3.57                         | 16                       |                           |
| 28. 8.57               | 11. 2.58             | 4. 6.58                          | 24                       |                           |
| 28. 8.57               | 11. 2.58             | 4. 6.58                          | 23                       | Includes 10 owned by L.A. |
| 3. 9.58                | No objection         | 14. 5.59                         | 22                       |                           |
| 8.10.58                | No objection         | 14. 5.59                         | 18                       |                           |
| 8.10.58                | No objection         | 4. 6.59                          | 114                      | Includes 13 owned by L.A. |
| 3. 6.59                | No objection         | 17. 6.60                         | 40                       |                           |
| 3. 6.59                | No objection         | 30. 8.60                         | 13                       |                           |
| 3. 6.59                | No objection         | 23. 2.60                         | 38                       | Includes 4 owned by L.A.  |
| 24. 6.59               | No objection         | 4. 1.60                          | 12                       |                           |
| 9. 9.59                | 10. 5.60             | 18. 8.60                         | 61                       |                           |
| 3. 2.60                | Properties purchased | -                                | 49                       |                           |
| 9. 3.60                | No objection         | 11.10.60                         | 30                       | Includes 1 owned by L.A.  |
| 1. 6.60                | 15.10.60             | 7. 3.61                          | 24                       |                           |
| 7. 9.60                | No objection         | 22. 3.61                         | 17                       | Includes 2 owned by L.A.  |
| 7. 9.60                | No objection         | 26. 1.61                         | 4                        |                           |
| 9.10.60                | No objection         | 17. 5.61                         | 93                       | Includes 4 owned by L.A.  |
| 8. 3.61                | No objection         | 15. 9.61                         | 27                       |                           |
| 23. 4.61               | No objection         | 15. 9.61                         | 11                       |                           |
| 5. 4.61                | 9. 8.61              | 7.12.61                          | 215                      |                           |
| 21. 6.61               | No objection         | 21.11.61                         | 10                       |                           |
| 15.11.61               | Properties purchased | -                                | 37                       |                           |
| 8.11.61                | No objection         | 5. 7.62                          | 29                       |                           |
| 7. 2.62                | No objection         | 15.11.62                         | 46                       | Includes 3 owned by L.A.  |
| 7. 2.62                | No objection         | 6.11.62                          | 48                       |                           |
| 7. 2.62                | No objection         | 24.10.62                         | 8                        |                           |
| 7. 2.62                | No objection         | 24.10.62                         | 27                       |                           |
| 7. 2.62                | 7. 6.62              | 4.10.62                          | 7                        |                           |
| 25. 4.62               | No objection         | 5.11.62                          | 19                       |                           |



TABLE  
CLEARANCE OF UNFIT

| No. | Clearance Area  | Clearance Order or Compulsory Purchase Order | Date of Order | No. of Houses Represented | No. of Houses Confirmed by Ministry |
|-----|---|--|---------------|---------------------------|-------------------------------------|
| 42  | Heap Street   | CPO  | 1962          | 6                         | 5                                   |
| 43  | Cocker Hill   | CPO  | 1962          | 2                         | 2                                   |
| 44  | Castle Hall No. 5   | CPO  | 1962          | 189                       | 188                                 |
| 45  | Castle Hall No. 6   | CPO  | 1963          | 73                        | 73                                  |
| 46  | Spring Bank, Heyrod                                       | CO   | 1963          | 15                        | 15                                  |
| 47  | Nos. 3 & 4 Comprehensive Development Areas (Unfit Orders) | CPO  | 1963          | 7                         |                                     |
| 48  | Castle Street Nos. 1 & 2                                  | CPO  | 1963          | 19                        | 19                                  |
| 49  | Castle Hall No. 7   | CPO  | 1963          | 72                        | 69                                  |
| 50  | Acres Lane & Lawton Street                                | CPO  | 1963          | 9                         | 7                                   |
| 51  | Stamford St./Wakefield Rd./Church St.                     | CPO  |               | 26                        | 24                                  |
| 52  | Montague St./Kinder St./Union St.                         | CPO  | 1963          | 13                        | 13                                  |
| 53  | High St./Robinson St./Tame St./Stanley St.                | CPO  | 1964          | 56                        | 54                                  |
| 54  | Howards Buildings   | CPO  | 1965          | 16                        | 16                                  |
| 55  | Castle Hall No. 8   | CPO  | 1964          | 5                         | 4                                   |
| 56  | Brougham Street   | CPO  | 1964          | 17                        | 17                                  |
| 57  | Warrington St. & Swallow's Yard                           | CPO  | 1964          | 12                        | 12                                  |
| 58  | High St. No. 4  | CPO  | 1964          | 4                         | 4                                   |
| 59  | Castle Hall Nos. 9, 10, 11                                | CPO  | 1964          | 76                        | 74                                  |
| 60  | Huddersfield Rd. & Ogden's Bldgs.                         | CO   | 1964          | 12                        | 12                                  |
| 61  | Victoria St. Millbrook                                    | CO   | 1964          | 6                         | 6                                   |
| 62  | High St. & Victoria Place                                 | CPO  | 1964          | 27                        | 27                                  |
| 63  | High St. Nos. 5, 6, 7                                     | CPO  | 1965          | 32                        | 31                                  |
| 64  | Kirk's Buildings  | CPO  | 1965          | 3                         | 3                                   |
| 65  | Bk. Astley St.  | CPO  | 1965          | 5                         | 5                                   |
| 66  | George St. No. 1 & 2                                      | CPO  | 1965          | 14                        | 14                                  |
| 67  | Set St./Sycamore St.                                      | CPO  | 1965          | 49                        | 49                                  |
| 68  | High St. No. 8 and High St./Robinson St./Nield St.        | CPO  | 1966          | 49                        | 46                                  |
| 69  | Quay St./Calvert's Yard                                   | CPO  | 1966          | 21                        | 21                                  |
| 70  | Quarry St.  | CO   | 1966          | 3                         | 3                                   |
| 71  | Booth St.   | CPO  | 1966          | 7                         | 7                                   |
| 72  | Castle Hall No. 12 & 13                                   | CPO  | 1966          | 90                        | 89                                  |
| 73  | Stamford St.  | No Order made                                | -             | 4                         | -                                   |
| 74  | Castle Hall No. 14  | CPO  | 1966          | 107                       | 103                                 |
| 75  | Castle Hall Nos. 15, 16, 17, 18                           | CPO  | 1967          | 139                       | 138                                 |
| 76  | Bk. Demesne St.   | CPO  | 1967          | 13                        | 13                                  |
| 77  | Derby St.   | CO   | 1967          | 14                        | 14                                  |



II  
HOUSES IN POST WAR SCHEME

| Date of Representation | Date of Inquiry | Date of Confirmation by Ministry | No. of Persons Displaced |  |
|------------------------|-----------------|----------------------------------|--------------------------|--|
| 25.4.62                | No objection    | 5.11.62                          | 7                        | 1 part demolished house to be coloured grey  |
| 25.4.62                | No objection    | 5.11.62                          | 3                        |  |
| 6.6.62                 | No objection    | 24. 4.63                         | 455                      | Includes 3 L.A. 1 lock-up shop coloured grey |
| 9.1.63                 | No objection    | 6.12.63                          | 158                      | Includes 15 L.A. houses                      |
| 9.1.63                 | No objection    | 20.6.63                          | 23                       |  |
| 3.4.63                 | 18.2.64         |                                  |                          |  |
| 5.6.63                 | No objection    | 27. 4.64                         | 29                       |  |
| 5.6.63                 | 3. 3.64         | 28. 7.64                         | 139                      | Includes 15 L.A. houses                      |
| 5.6.63                 | 3. 3.64         | 28. 7.64                         | 21                       |  |
| 5.6.63                 | 18.11.64        | 29. 4.65                         | 48                       | Includes 3 L.A. houses                       |
| 7.8.63                 | No objection    | 11. 2.64                         | 20                       | Includes 6 L.A. houses                       |
| 18.3.64                | 12. 1.65        | 2. 3.65                          | 116                      | Includes 5 L.A.                              |
| 22.4.64                | No objection    | 15. 1.65                         | 23                       |  |
| 22.4.64                | No objection    | 28. 1.65                         | 8                        | Includes 1 owned by L.A.                     |
| 5.8.64                 | No objection    | 27. 4.65                         | 39                       |  |
| 5.8.64                 | No objection    | 27. 4.65                         | 32                       |  |
| 5.8.64                 | No objection    | 17. 8.65                         | 10                       |  |
| 5.8.64                 | No objection    | 2. 8.65                          | 152                      | Includes 29 L.A. houses                      |
| 25.11.64               | 4. 5.65         | 27. 7.65                         | 24                       |  |
| 25.11.64               | 4. 5.65         | 26. 7.65                         | 15                       |  |
| 25.11.64               | 26. 5.65        | 19. 7.65                         | 58                       | Includes 1 L.A. house                        |
| 28. 4.65               | 18. 1.66        | 18. 5.66                         | 41                       | Plus 7 "Grey" house/shops                    |
| 28. 4.65               | 1. 3.66         | 12. 5.66                         | 5                        |  |
| 28. 4.65               | 1. 3.66         | 12. 5.66                         | 10                       |  |
| 9. 6.65                | 13. 4.66        | 12. 7.66                         | 34                       |  |
| 9. 6.65                | 18. 1.66        | 18. 5.66                         | 121                      |  |
| 8. 9.65                | 7. 9.66         | 7. 2.67                          | 101                      | Plus 5 "Grey" houses                         |
| 8. 9.65                | 7. 9.66         | 7. 2.67                          | 50                       |  |
| 8. 9.65                | No objection    | 4. 7.66                          | 12                       |  |
| 8. 9.65                | 13. 4.66        | 12. 7.66                         | 15                       |  |
| 20.10.65               | 25.10.66        | 20. 1.67                         | 225                      | Plus 14 "Grey" houses                        |
| 1. 6.66                | -               | -                                | 10                       |  |
| 13. 7.66               | 23. 5.67        | 18. 9.67                         | 217                      | Includes 8 L.A. and 7 "Grey" properties      |
| 23.11.66               | 3.10.67         | 28.12.67                         | 309                      | Includes 25 L.A. and 9 "Grey" properties     |
| 7. 6.67                | No objection    | 17.11.67                         | 13                       | Includes 3 L.A. houses                       |
| 23. 8.67               | No objection    | 30. 1.68                         | 22                       |  |

TABLE  
CLEARANCE OF UNFIT

| No. | Clearance Area                         | Clearance Order or Compulsory Purchase Order | Date of Order | No. of Houses Represented | No. of Houses Confirmed by Ministry |
|-----|--|--|---------------|---------------------------|-------------------------------------|
| 78  | Gledhall St.                           | CPO  | 1968          | 5                         |                                     |
| 79  | Hollins St.                            | CPO  | 1968          | 4                         |                                     |
| 80  | Kinder St./Union St./Wakefield Rd.etc. | CPO  | 1968          | 138                       |                                     |
| 81  | Huddersfield Rd./Hey Heads             | CO   |               | 7                         |                                     |
| 82  | Bridge St./Caroline St./Bedford St.    | CPO  | 1968          | 17                        |                                     |
| 83  | Cocker Hill/Carter St.                 | CO   |               | 12                        |                                     |
| 84  | Stamford St./Newton St.                | CO   | 1968          | 7                         |                                     |



IIHOUSES IN POST WAR SCHEME

| Date of Representation | Date of Inquiry | Date of Confirmation by Ministry | No. of persons Displaced |  |
|------------------------|-----------------|----------------------------------|--------------------------|--|
| 11.10.67               | 24.7.68         |                                  | 9                        |  |
| 11.10.67               |                 |                                  | 10                       |  |
| 11.10.67               | 13.8.68         |                                  | 214                      | Includes 30 L.A. houses                        |
| 11.10.67               |                 |                                  | 11                       | Includes 1 L.A. house                          |
| 15.11.67               |                 |                                  | 30                       | Includes 8 L.A. houses and 3 "Grey" properties |
| 15.11.67               |                 |                                  | 33                       |  |
| 13.12.67               |                 |                                  | 15                       |  |

RENT ACT, 1957

No applications for certificates of disrepair were received.

FOOD

MEAT AND OTHER FOODS INSPECTION

It is very satisfactory to report that once again no Tuberculosis was found in any animal.

The number of animals slaughtered at our one slaughterhouse off Buckley Street rose from 10931 in 1966 to 12031 in 1967. The number of cows slaughtered again fell but increases were noted in Heifers, Bullocks and Sheep.

TABLE III

CARCASES INSPECTED AND CONDEMNED

|   | Cattle<br>excluding<br>Cows | Cows  | Calves | Sheep<br>and<br>Lambs | Pigs  |
|---|-----------------------------|-------|--------|-----------------------|-------|
| Number killed   | 1437                        | 1190  | 25     | 8454                  | 925   |
| Number inspected  | 1437                        | 1190  | 25     | 8454                  | 925   |
| <b>ALL DISEASES EXCEPT<br/>TUBERCULOSIS &amp; CYSTICERCOSIS</b>   |                             |       |        |                       |       |
| Whole carcasses condemned   | 2                           | 3     | 2      | 13                    | 3     |
| Carcasses of which some part<br>or organ was condemned  | 655                         | 570   | 1      | 995                   | 271   |
| Percentage of the number<br>inspected affected with<br>disease other than tuber-<br>culosis and cysticercosis | 45.58                       | 42.07 | 4%     | 11.70                 | 29.24 |
| <b>TUBERCULOSIS ONLY</b>  |                             |       |        |                       |       |
| Whole carcasses condemned   | -                           | -     | -      | -                     | -     |
| Carcasses of which some part<br>or organ was condemned  | -                           | -     | -      | -                     | -     |
| Percentage of the number<br>inspected affected with<br>tuberculosis   | -                           | -     | -      | -                     | -     |
| <b>CYSTICERCOSIS</b>  |                             |       |        |                       |       |
| Carcasses of which some part<br>or organ was condemned  | 3                           | 18    | -      | -                     | -     |
| Carcasses submitted to treat-<br>ment by refrigeration  | 3                           | -     | -      | -                     | -     |
| Generalised and totally<br>condemned  | -                           | -     | -      | -                     | -     |



The approximate weight of meat and offal condemned at the Buckley Street Slaughterhouse is as follows:-

|                       | <u>1967</u>        | <u>1966</u>        |
|-----------------------|--------------------|--------------------|
| Tubercular ... ..     | -                  | -                  |
| Non-tubercular ... .. | 30,958 lbs.        | 42,795 lbs.        |
|                       | <u>30,958 lbs.</u> | <u>42,795 lbs.</u> |

Details of meat and offal condemned are as follows:-

|                                 | <u>1967</u> | <u>1966</u> |
|---------------------------------|-------------|-------------|
| Whole carcasses ... ..          | 26          | 35          |
| Part carcasses ... ..           | 46          | 112         |
| Heads and Tongues ... ..        | 29          | 35          |
| Lungs ... ..                    | 1069        | 1099        |
| Diaphragms ... ..               | 47          | 62          |
| Hearts ... ..                   | 98          | 175         |
| Livers ... ..                   | 1316        | 1218        |
| Part Livers ... ..              | 410         | 476         |
| Stomachs ... ..                 | 8           | 23          |
| Mesenteries & Intestines ... .. | 9           | 18          |
| Spleens ... ..                  | 175         | 114         |
| Kidneys ... ..                  | 28          | 54          |
| Plucks ... ..                   | 41          | 44          |
| Tails ... ..                    | -           | -           |
| Udders ... ..                   | 155         | 184         |
| Stomach & Intestines ... ..     | 6           | -           |
| Shanks ... ..                   | 146         | 83          |

#### SLAUGHTERHOUSE

January 1st, 1961, was the appointed day for the Construction Regulations to apply to our one slaughterhouse situated in Buckley Street. The Slaughterhouse is privately owned and leased to a wholesale butcher.

#### DISPOSAL OF CONDEMNED MEAT AND OFFAL

All condemned meat and offal is sold to a firm outside the Borough for processing after being stained green by the Meat Inspectors.

In addition the following have been condemned:-

|                  |                                |
|------------------|--------------------------------|
| 20 tins Ham      | 141 pkts. frozen meat products |
| 79 " Meat        | 158 " " vegetables             |
| 91 " Fruit       | 2 " Eclairs                    |
| 167 " Vegetables | 4 Cream sponges                |
| 14 " Soup        | 2 tins Creamed Sago            |
| 72 " Fish        | 31 " Fruit juice               |
| 2 " Rice Pudding | 6 " Cream                      |
|                  | 1 " Jam                        |

The following is a list of shops in which food is sold:-

|                        |     |     |     |    |
|------------------------|-----|-----|-----|----|
| Grocery & Provisions   | ... | ... | ... | 73 |
| Bakers & Confectioners | ... | ... | ... | 18 |
| Fish Friers            | ... | ... | ... | 18 |
| Butchers               | ... | ... | ... | 21 |
| Greengrocers           | ... | ... | ... | 13 |
| Sweets & Tobacco etc.  | ... | ... | ... | 19 |
| Fishmongers            | ... | ... | ... | 4  |
| Cafes                  | ... | ... | ... | 15 |
| Tripe                  | ... | ... | ... | 1  |
| Wines & Spirits        | ... | ... | ... | 1  |
| Outdoor Licences       | ... | ... | ... | 7  |
| Factory Canteens       | ... | ... | ... | 16 |
| School Canteens        | ... | ... | ... | 8  |

PREMISES REGISTERED UNDER SECTION 16  
OF THE FOOD AND DRUGS ACT, 1955

|                        |                    |    |
|------------------------|--------------------|----|
| <u>Ice Cream</u>       | - Manufacture      | 1  |
|                        | - Storage and Sale | 80 |
| <u>Preserved Foods</u> | - Preparation and  |    |
|                        | Manufacture        | 43 |

In relation to ice cream premises the requirements of the Ice Cream (Heat Treatment, etc.) Regulations, 1947 - 1952 are complied with.



## FOOD PREMISES

The routine inspection of food premises continued during the year. A reasonable standard of hygiene is generally maintained and the majority of food traders are co-operative. The total number of visits to food premises during the year was 257 and the following is a list of visits made to the various types of food premises:-

|                                   |     |     | <u>1967</u> | <u>1966</u> |
|-----------------------------------|-----|-----|-------------|-------------|
| Butchers' Shops                   | ... | ... | 55          | 38          |
| Bakehouses                        | ... | ... | 32          | 43          |
| Cafes & Canteens                  | ... | ... | 20          | 49          |
| Fried Fish Shops                  | ... | ... | 5           | 13          |
| Ice Cream Manufacturing & Storage |     |     | 17          | 12          |
| Fishmongers                       | ... | ... | 10          | 4           |
| Other Food Premises               | ... | ... | 118         | 127         |

## MOBILE FOOD SHOPS

A number of food traders are now operating mobile shops and under a local act the licensing of all hawkers is required. No licence is issued without the vehicle being inspected and approved by the Public Health Department and in this way a reasonable standard of mobile food shop is attained.

## ICE CREAM

Distribution of ice cream within the Borough continues to be very satisfactory, only closed motor vans and trailers specially constructed and equipped with hot and cold water are used.

During the year the only premises in which ice cream was manufactured were demolished. New premises were erected in another part of the town.

## THE LIQUID EGG (Pasteurisation) REGULATIONS, 1963

|   |   |      |
|---|---|------|
| Number of egg pasteurisation plants in district                                       | - | None |
| Number of samples of liquid egg submitted to the Alpha-Amylase test and their results | - | None |

## POULTRY INSPECTION

There are no processing premises within the Borough.

CLEAN AIR

Industrial Air Pollution

The big majority of industrial firms keep well within the time limit laid down in the Dark Smoke (Permitted Periods) Regulations, 1958.

| <u>Year</u> | <u>Number of observations</u> | <u>Number contravening Regulations</u> | <u>% contravening Regulations</u> |
|-------------|-------------------------------|--|-----------------------------------|
| 1954        | 92                            | 10                                     | 10.86                             |
| 1955        | 137                           | 9                                      | 6.56                              |
| 1956        | 168                           | 2                                      | 1.19                              |
| 1957        | 120                           | 2                                      | 1.66                              |
| 1958        | 42                            | 1                                      | 2.38                              |
| 1959        | 82                            | 2                                      | 2.44                              |
| 1960        | 172                           | 2                                      | 1.16                              |
| 1961        | 88                            | - 04 -                                 | 2.27                              |
| 1962        | 65                            | 1                                      | 1.54                              |
| 1963        | 49                            | -                                      | Nil                               |
| 1964        | 45                            | -                                      | Nil                               |
| 1965        | 15                            | -                                      | Nil                               |
| 1966        | 4                             | -                                      | Nil                               |
| 1967        | 15                            | 2                                      | 13.33                             |

Domestic Air Pollution

Three further Smoke Control Orders were made during the year - two small ones covering the sites of Slum Clearance Areas, so that all new houses erected on the sites will be covered by the Orders, (this is a continuation of Council policy) and one large Order covering 1,055 acres but only 42 premises. The object of this Order is to cover, as far as possible, all land in the Borough being developed and likely to be developed. There will not be any conversion costs in the two small Areas and the cost of fireplace conversions in the Undeveloped Land Area is estimated to be £2,545.

|      |     |     |     |     |     |     |
|------|-----|-----|-----|-----|-----|-----|
| 1954 | 103 | 103 | 100 | 100 | 100 | 100 |
| 1955 | 103 | 103 | 100 | 100 | 100 | 100 |
| 1956 | 103 | 103 | 100 | 100 | 100 | 100 |
| 1957 | 103 | 103 | 100 | 100 | 100 | 100 |
| 1958 | 103 | 103 | 100 | 100 | 100 | 100 |
| 1959 | 103 | 103 | 100 | 100 | 100 | 100 |
| 1960 | 103 | 103 | 100 | 100 | 100 | 100 |
| 1961 | 103 | 103 | 100 | 100 | 100 | 100 |
| 1962 | 103 | 103 | 100 | 100 | 100 | 100 |
| 1963 | 103 | 103 | 100 | 100 | 100 | 100 |
| 1964 | 103 | 103 | 100 | 100 | 100 | 100 |
| 1965 | 103 | 103 | 100 | 100 | 100 | 100 |
| 1966 | 103 | 103 | 100 | 100 | 100 | 100 |
| 1967 | 103 | 103 | 100 | 100 | 100 | 100 |



Smoke Control Orders

| <u>No.</u>                          | <u>Title</u>                                   | <u>Date of Operation</u> | <u>Acreage Premises</u>             |                 | <u>Remarks</u>            |
|-------------------------------------|--|--------------------------|-------------------------------------|-----------------|---------------------------|
| 1                                   | Fern Bank                                      | 1.3.60                   | 21 $\frac{1}{2}$                    | 140             |                           |
| 2                                   | Castle Hall No. 1                              | 1.6.60                   | 1 $\frac{1}{2}$                     | 95              | Redevelopment site        |
| 3                                   | High Street No. 1                              | 1.6.60                   | 1 $\frac{1}{2}$                     | 36              | " "                       |
| 4                                   | Castle Hall No. 2                              | 1.1.62                   | 1 $\frac{1}{2}$                     | 43              | " "                       |
| 5                                   | Ridge Hill/Stamford Street                     | 1.7.62                   | 230                                 | 1200            |                           |
| 6                                   | Hague/Heyrod                                   | 1.3.64                   | 245                                 | 1300            |                           |
| 7                                   | Lindenwood                                     | 1.7.65                   | 14 $\frac{1}{2}$                    | 116             | Private development       |
| 8                                   | Hollins Estate etc.                            | 1.7.65                   | 62 $\frac{1}{2}$                    | 216             | " "                       |
| 9                                   | Buckton Vale Road                              | 1.3.66                   | 10                                  | 126             | Manchester Overspill Site |
| 10                                  | High St./Hollins St. etc.                      | 1.7.67                   | 3 $\frac{1}{2}$                     | 75              | Redevelopment site        |
| 11                                  | Mottram Rd./Mottram Old Rd.                    | 1.7.68                   | 774                                 | 500             |                           |
| 12                                  | Undeveloped Land around Copley, Millbrook etc. | 1.7.69                   | 1055                                | 42              |                           |
| 13                                  | Set St./Sycamore St.                           | 1.7.69                   | 1 $\frac{1}{2}$                     | None at present | Redevelopment site        |
| 14                                  | High St. No. 2                                 | 1.7.69                   | 2 $\frac{1}{2}$                     |                 |                           |
| <u>Measurement of Air Pollution</u> |  |                          | <u>2423<math>\frac{3}{4}</math></u> | <u>3889</u>     |                           |

One volumetric SO<sub>2</sub> and smoke recording instrument is in use in the Health Department. In order to obtain a complete year's figures readings are taken during all holiday periods.

The following Table shows the monthly figures:-

| Month     | S M O K E |        |         | S O <sub>2</sub> |        |         |
|-----------|-----------|--------|---------|------------------|--------|---------|
|           | Highest   | Lowest | Average | Highest          | Lowest | Average |
| January   | 564       | 64     | 203     | 492              | 98     | 251     |
| February  | 520       | 40     | 164     | 494              | 61     | 187     |
| March     | 151       | 35     | 80      | 234              | 84     | 139     |
| April     | 138       | 54     | 83      | 276              | 76     | 135     |
| May       | 183       | 13     | 58      | 193              | 53     | 92      |
| June      | 127       | 39     | 60      | 167              | 63     | 97      |
| July      | 116       | 22     | 42      | 174              | 19     | 75      |
| August    | 103       | 28     | 59      | 153              | 37     | 72      |
| September | 177       | 25     | 83      | 188              | 50     | 108     |
| October   | 152       | 25     | 80      | 151              | 52     | 96      |
| November  | 1295      | 93     | 354     | 1022             | 102    | 287     |
| December  | 450       | 32     | 223     | 555              | 103    | 241     |

RODENT CONTROL

During the year the Rodent Operator made 2,574 visits. A further 161 visits were made by the Public Health Inspector.

The use of Fluoracetamide in the sewers was continued. The dates of the Fluoracetamide treatments and the number of manholes treated are as follows:-

|               |                 |     |
|---------------|-----------------|-----|
| 26th March    | - 14th April    | 400 |
| 25th June     | - 14th July     | 400 |
| 8th October   | - 28th October  | 400 |
| 26th November | - 15th December | 400 |

152 complaints regarding rats and mice infestations were made at the Health Centre.

129 annual contracts were in force at the end of the year and the total income received from these amounted to £145. -. -d.

|   | Type of Property |              |
|---|------------------|--------------|
|   | Non-Agricultural | Agricultural |
| Number of properties in district  | 8992             | 23           |
| Total number of properties (including nearby premises) inspected following notification       | 658              | 2            |
| Number infested by (i) Rats   | 36               | 2            |
| (ii) Mice   | 15               | -            |
| Total number of properties inspected for rats and/or mice for reasons other than notification | 271              |              |
| Number infested by (i) Rats   | 34               | -            |
| (ii) Mice   | 57               | -            |

The above table gives details of the work carried out in the Borough as detailed in the Ministry of Agriculture, Fisheries and Food official form.



### DISINFESTATION

Insecticide containing D.D.T. is used for disinfection, 10 premises involving 36 rooms have been treated.

### WASTE WATER CLOSET CONVERSIONS

The three stage compulsory conversion scheme was completed in 1964, and the only recorded waste water closets left in the town are those serving houses in clearance areas and houses likely to be considered for clearance in the near future.

### DRAINAGE AND SEWERAGE

54 drains, 7 W.W.C.'s. 28 fresh W.C.'s. and 50 waste water gullies have been opened by the Cleansing Department employees during the year.

The Borough Engineer, Mr. J.B.B. Seville, has kindly supplied me with the following information:-

Road and sewer works proceeded during 1967 at the Corporation Direct Labour Housing Development in Mereside, Ambleside, Lake Road/Stephens Road and the West Pennine Development.

FACTORIES ACTS

67 visits to bakehouses and other factories have been made during the year. 1 informal notice has been served and complied with.

TABLE IV

INSPECTIONS MADE BY PUBLIC HEALTH INSPECTORS

1. - Inspections for purposes of provisions as to health.

|  | No. on Register | Number of   |                 |                      |
|--|-----------------|-------------|-----------------|----------------------|
|  |                 | Inspections | Written Notices | Occupiers Prosecuted |
| Factories without Mechanical Power   | 30              | 6           | -               | -                    |
| Factories with Mechanical Power  | 154             | 61          | 1               | -                    |
| Other premises under the act (including works of building and engineering construction but not including outworkers' premises) | 7               | -           | -               | -                    |
|  | 191             | 67          | 1               | -                    |

2. - Defects found

| Particulars                          | Number of defects |          |                            |                            | Number of defects in respect of which prosecutions were instituted |
|--------------------------------------|-------------------|----------|----------------------------|----------------------------|--|
|                                      | Found             | Remedied | Referred to H.M. Inspector | Referred by H.M. Inspector |  |
| Want of cleanliness (S)              | -                 | -        | -                          | -                          | -  |
| Overcrowding (S.2)                   | -                 | -        | -                          | -                          | -  |
| Unreasonable temperature (S.3)       | -                 | -        | -                          | -                          | -  |
| Inadequate ventilating (S.4)         | -                 | -        | -                          | -                          | -  |
| Ineffective draining of floors (S.6) | -                 | -        | -                          | -                          | -  |
| Sanitary conveniences -              |                   |          |                            |                            |  |
| Insufficient                         | -                 | -        | -                          | -                          | -  |
| Unsuitable or defective              | 2                 | 2        | -                          | -                          | -  |
| Not separate for sexes               | -                 | -        | -                          | -                          | -  |
| Other offences                       | -                 | -        | -                          | -                          | -  |
|                                      | 2                 | 2        | -                          | -                          | -  |



### OUTWORKERS

There are 10 outworkers in the town employed by firms both inside and outside Stalybridge. Each outworker is engaged in making wearing apparel.

### OFFENSIVE TRADES

The only building used for the purpose of an offensive trade is one used for tripe boiling in Back Castle Street. The premises are included in a redevelopment area and are expected to be demolished soon.

### SHOPS ACT, 1950

105 visits were made to shops in connection with health provisions and hours of closing under the Shops Act, 1950.

### REGISTRATION OF HAIRDRESSERS

The number of premises registered for the purposes of hairdressing under Section 148 of the Cheshire County Council Act, 1953, is 37. The premises comply with the requirements of the bye-laws made under the Act and a good standard is maintained.

### PET ANIMALS ACT, 1951

3 premises are licensed under the Act. The premises are kept in a reasonable condition.

### CONTAGIOUS DISEASES OF ANIMALS

#### Foot & Mouth Disease

Stalybridge was included in a Controlled Area on 26th October, 1967, - restrictions were removed on 30th October but immediately re-imposed. On the 9th November, 1967, we were included in an Infected Area and this was the position at the end of the year. All movement of animals had to be licensed and many difficult decisions made in order to ensure an adequate number of animals arriving at the Slaughterhouse. At the end of the year 243 movement licenses had been granted.

#### Anthrax

Two suspected cases of Anthrax were dealt with - both in November. The first concerned a heifer found dead on the hillside and the second 2 pigs found dead in the pig sty of a local farmer. Action under the Anthrax Order, 1938, was taken in both cases - the Divisional Veterinary Officer was notified and blood tests were taken. The blood tests in each case were negative.

#### Diseases of Animals (Waste Foods) Order

6 boiling plants are licensed under the above Order. Most of the plants are used by small stock-keepers and only a small amount of kitchen waste is treated.

NATIONAL ASSISTANCE ACT, 1948

SECTION 50

One burial was arranged - a mother refused to make arrangements for the burial of her adult daughter. The full cost could not be recovered.

PUBLIC RELATIONS

Talks were again given to the senior classes in the two Secondary Modern Schools. Clean Air was again the subject chosen.

OFFICES, SHOPS AND RAILWAY PREMISES ACT, 1963

The following premises were on the Register at the year end.

|   |     |     |     |            |
|---|-----|-----|-----|------------|
| Offices   | ... | ... | ... | 50         |
| Retail Shops  | ... | ... | ... | 113        |
| Wholesale Shops, Warehouses                             | ... | ... | ... | 5          |
| Catering Establishments open to<br>the public, canteens | ... | ... | ... | 19         |
| Fuel Storage Depots                                     | ... | ... | ... | 3          |
|   |     |     |     | <u>190</u> |

The number of visits to registered premises was 129.

No exemptions were granted.

The analysis of persons employed in registered premises is as follows:-

| <u>Class of Workplace</u>                     | <u>No. of persons<br/>employed</u> |
|---|------------------------------------|
| Offices                                       | 223                                |
| Retail Shops                                  | 351                                |
| Wholesale Depts. Warehouses                   | 48                                 |
| Catering establishments open<br>to the public | 118                                |
| Canteens                                      | -                                  |
| Fuel Storage Depots                           | 12                                 |
|   | <u>752</u>                         |
| Total No. of Males                            | 323                                |
| Total No. of Females                          | 429                                |



ANALYSIS OF CONTRAVENTIONS

| Section |                          | Number of Contraventions found | Section |  | Number of Contraventions found |
|---------|--------------------------|--------------------------------|---------|--|--------------------------------|
| 4       | Cleanliness              | 1                              | 13      | Sitting facilities                                       | -                              |
| 5       | Overcrowding             | -                              | 14      | Seats (Sedentary Workers)                                | -                              |
| 6       | Temperature              | -                              | 15      | Eating facilities  | -                              |
| 7       | Ventilation              | 1                              | 16      | Floors, passage & stairs                                 | 6                              |
| 8       | Lighting                 | 1                              | 17      | Fencing exposed parts machinery                          | 2                              |
| 9       | Sanitary Conveniences    | 4                              | 18      | Protection of young persons from dangerous machinery     | -                              |
| 10      | Washing facilities       | -                              | 19      | Training of young persons working at dangerous machinery | -                              |
| 11      | Supply of drinking water | -                              | 23      | Prohibition of heavy work                                | -                              |
| 12      | Clothing Accommodation   | -                              | 24      | First Aid  | 24                             |
|         |                          |                                |         | General Provisions                                       |                                |
|         |                          |                                |         | TOTAL  | 39                             |

REPORTED ACCIDENTS

No accidents were reported.

REFUSE COLLECTION

DISPOSAL AND SALVAGE

REFUSE COLLECTION

During the year the following loads of refuse were cleared:-

|              |     |     |     |         |
|--------------|-----|-----|-----|---------|
| House Refuse | ... | ... | ... | 3,925   |
| Salvage      | ... | ... | ... | 1,175   |
| Pails        | ... | ... | ... | 50      |
| Ashbins      | ... | ... | ... | 434,550 |

Refuse still continues to increase in bulk and this tendency is expected to continue. Our first compression type refuse collection vehicle was due to arrive early in January, 1968.

The refuse collection gangs were at full strength most of the year and the labour situation was more stable than in recent years.

A weekly collection was maintained for most of the town, except for the period immediately following holidays. The development of the towns still continues to cause difficulties for the refuse collectors - long and awkward "carries" slow down collection and cause unnecessary fatigue.

Pail Collection

The pails serving the 40-50 hillside farms and cottages are emptied each week on Saturday morning - including holiday periods. A pail collection trailer is used and the contents are discharged into a sewer.

Provision of Ashbins

As from 1st April, 1952, ashbins were supplied by the Council as a charge against General Rate Fund and since that date 7,589 ashbins have been supplied. During the year 619 bins were supplied to domestic premises and 68 bins were sold.



### Refuse Collection Vehicles

Details of vehicles operated by the Cleansing Department are as follows:-

| <u>Registered</u><br><u>No.</u> | <u>Make</u> | <u>Capacity</u> | <u>Purchased</u> | <u>Price</u><br>£ | <u>Depreciated</u><br><u>Year</u> |
|---------------------------------|-------------|-----------------|------------------|-------------------|-----------------------------------|
| SXJ 486                         | Karrier     | 9 cu.yd.        | May 1956         | 925               | 1963                              |
| 924 NC                          | Karrier     | 18 cu.yd.       | Dec. 1960        | 2213              | 1967                              |
| 2541 NF                         | Karrier     | 18 cu.yd.       | Aug. 1962        | 2330              | 1969                              |
| 4026 TJ                         | Ford        | 7 cwt. Van      | July 1963        | 481               | 1970                              |
| 9868 VU                         | Karrier     | 12 cu.yd.       | Apr. 1964        | 2058              | 1971                              |
| CNF 918C                        | Karrier     | 10 cu.yd.       | June 1965        | 1445              | 1972                              |
| STU 479D                        | Weatherill  | Loading Shovel  | Sept. 1966       | 3045              | 1970                              |
| JVM 584F                        | Karrier     | Ramillies 25    | Jan. 1968        | 3466              | 1974                              |

SXJ 486 is now used for collection of salvage from large shops and warehouses. 924NC is used as the spare wagon.

### Cleansing Department Labour

422½ working days were lost due to sickness as against 716 days in 1966. The figure for 1965 was 704 and shows a very welcome reduction.

### Wages Rates

Wage rates payable at the end of the year were as follows:-

|                                     | £   | s.  | d. |
|-------------------------------------|-----|-----|----|
| Ashbinman                           | 13. | 8.  | 4. |
| Ashbinman with over 5 years service | 13. | 15. | 4. |
| Driver                              | 14. | -.  | 4. |
| Driver with over 5 years service    | 14. | 7.  | 4. |

### Depots

In the 1966 Annual Report comment was made on the proposed erection of the Cheshire County Police Divisional Headquarters on a site adjacent to our Dean Street Depot. Modifications to the design of the new building mean that only a disused part of our Depot will be affected and the premises can still be used as a Cleansing Depot. Efforts are still being made to find a suitable alternative site.

## DISPOSAL

The Brushes Tip was again used for the disposal of nearly all our refuse. Quarry Street Tip was used on two or three occasions during very bad weather. No domestic refuse has yet been tipped by us in Stonecliffe Quarry, which the Corporation now own.

Discussions on the possibility of operating a joint pulverisation plant along with the Boroughs of Ashton-under-Lyne and Dukinfield continued and visits to various types of Pulverisation Plants continued at officer level. Arrangements have been made for a Joint Committee of 3 members of each of the 3 Boroughs to take place early in the new year.

Vandalism at the Brushes Tip resulted in some damage to our loading shovel; small fires being started, break-ins in the Cabin and general interference with the Tip. Indiscriminate and unauthorised tipping at weekend and evenings has occurred only too frequently.

## SALVAGE

The amount of salvage brought in continues to fall and the price per ton of mixed baled waste paper fell again - from £8.15.-. to £8 per ton from 1st October, 1967.



Details of the tonnage and value of waste paper collected during the past five years is as follows:-

| <u>Year</u> | <u>Weight</u><br>(tons) | <u>Value</u><br>£ |
|-------------|-------------------------|-------------------|
| 1963        | 227                     | 1704              |
| 1964        | 278                     | 2087              |
| 1965        | 271                     | 2387              |
| 1966        | 259                     | 2303              |
| 1967        | 230                     | 1968              |

The following are comparative figures for 1966 and 1967:-

| <u>1966</u> |     |     | T.    | C. | £    |
|-------------|-----|-----|-------|----|------|
| Paper       | ... | ... | 259   | 10 | 2303 |
| Metal       | ... | ... | 9     | 14 | 46   |
| Textiles    | ... | ... | 8     | 6  | 49   |
| Sundries    | ... | ... | -     | -  | 1    |
|             |     |     | <hr/> |    |      |
|             |     |     | 277   | 10 | 2399 |
|             |     |     | <hr/> |    |      |
| <u>1967</u> |     |     | T.    | C. | £    |
| Paper       | ... | ... | 230   | -6 | 1968 |
| Metal       | ... | ... | 2     | 17 | 35   |
| Textiles    | ... | ... | -     | -  | 3    |
| Sundries    | ... | ... | -     | -  | 1    |
|             |     |     | <hr/> |    |      |
|             |     |     | 233   | 3  | 2007 |
|             |     |     | <hr/> |    |      |

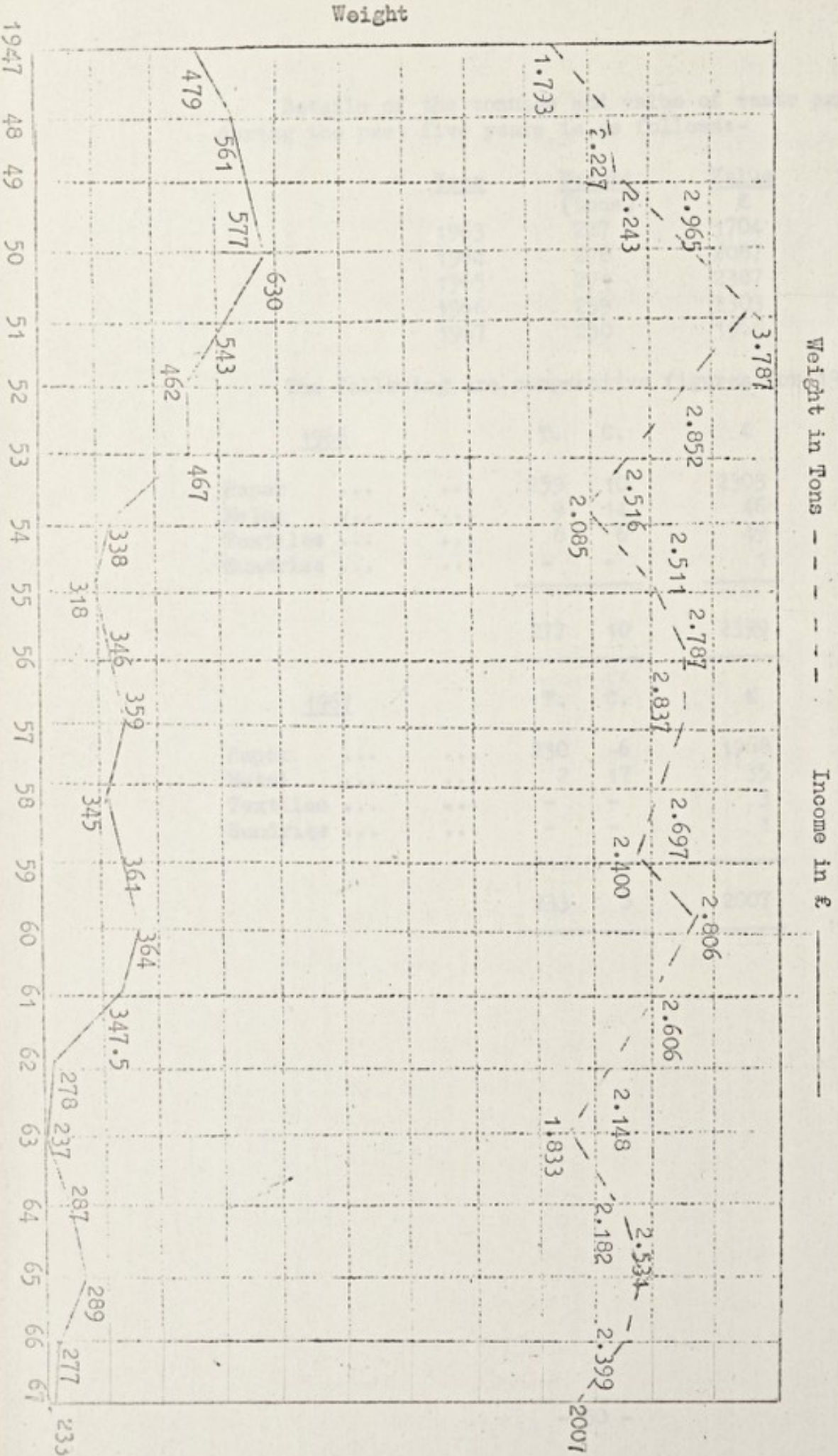




SALVAGE 1945 - 1967

Comparison between Weight of Salvage

Collected and Income



### Salvage Bonus

In the nineteen years the salvage bonus scheme has been in operation £5,968 has been paid to Cleansing Department employees. The bonus paid each financial year is as follows:-

| <u>Year</u> | <u>Amount Paid</u> |    |    |
|-------------|--------------------|----|----|
|             | £                  | s. | d. |
| 1948/49     | 86                 | 16 | 2  |
| 1949/50     | 60                 | 6  | 2  |
| 1950/51     | 148                | 19 | -  |
| 1951/52     | 512                | 11 | 1  |
| 1952/53     | 136                | 3  | 1  |
| 1953/54     | 159                | 17 | 4  |
| 1954/55     | 228                | 3  | 11 |
| 1955/56     | 367                | 2  | 3  |
| 1956/57     | 418                | 12 | 5  |
| 1957/58     | 435                | -  | 4  |
| 1958/59     | 362                | 18 | 5  |
| 1959/60     | 332                | 10 | 6  |
| 1960/61     | 429                | 18 | 3  |
| 1961/62     | 356                | 16 | -  |
| 1962/63     | 235                | 11 | 10 |
| 1963/64     | 169                | 18 | 5  |
| 1964/65     | 240                | 3  | 9  |
| 1965/66     | 520                | 4  | 7  |
| 1966/67     | 469                | -  | 3  |
| 1967/68     | 297                | 4  | 6  |
|             | <hr/>              |    |    |
|             | 5967               | 18 | 3  |
|             | <hr/>              |    |    |



THE UNIVERSITY OF CHICAGO  
DEPARTMENT OF CHEMISTRY  
520 SOUTH EAST ASIAN AVENUE  
CHICAGO, ILLINOIS 60607

APR 1974

RECEIVED  
FROM  
DR. J. H. WILSON  
1000 UNIVERSITY AVENUE  
CHICAGO, ILLINOIS 60607

C. W. COLE

RECEIVED  
FROM  
DR. J. H. WILSON  
1000 UNIVERSITY AVENUE  
CHICAGO, ILLINOIS 60607

RECEIVED  
FROM  
DR. J. H. WILSON  
1000 UNIVERSITY AVENUE  
CHICAGO, ILLINOIS 60607

S U P P L E M E N T

CHESHIRE COUNTY COUNCIL

---

STALYBRIDGE AND DUKINFIELD HEALTH DIVISION

---

REPORT OF THE  
DIVISIONAL MEDICAL OFFICER  
FOR THE YEAR 1967

---



A P P E N D I X

CHAIRMAN - July, 1966 - June, 1967 - COUNCILLOR H.SANDERSON  
July, 1967 - December, 1967 - ALDERMAN J.D. LILLEY

DEPUTY CHAIRMAN - July, 1966 - June, 1967 - COUNCILLOR F.J.HOWARD  
July, 1967 - December, 1967 - COUNCILLOR A. FOX

PRESENT COMMITTEE

Representing the Local Health Authority

Chairman of the County Health Committee, Coy.Ald.Sir G.Astbury, J.P.,  
(ex-officio)

Deputy Chairman of the Coy.Health Committee, Coy.Cr.A.Richardson  
(ex-officio) (from June 67)

County Councillor F.W. Radcliffe, J.P.

County Councillor J. Turner (from June, 67)

County Councillor J. Wilkinson (from June, 67)

County Councillor E. Woolley (from June, 67)

Representing Dukinfield Municipal Borough

Councillor S. Bowden (from July, 67)

Councillor A. Ellor (from July, 67)

Councillor A. Fox

Councillor L. Hall

Councillor P. Turner (from July, 67)

Councillor R. Winterbottom (from July, 67)

Representing Stalybridge Municipal Borough

Councillor N.T.A. Greenwood (from Sept. 67)

Councillor G. Lawton

Alderman J.D. Lilley

Councillor H. Northcote (from Nov. 67)

Councillor M. Schofield (from July, 67)

Councillor J.D. Webb (from July, 67)

Co-opted Members

Alderman H.A. Myers (Dukinfield & Stalybridge Div.Exec. for Educ.)

Councillor J. Porter, J.P., (Ashton, Hyde & Glossop Hosp.Man.Comma.)

Dr. J.R. Wardley (Cheshire County Local Medical Committee)

Mrs. K. Grainger (from July, 67)

O. Kirk Esq., J.P.,

Mrs. F.A. Lawton (from July, 67)

Mrs. A. Ollernehsaw (from July, 67)

Mrs. A. Woolley (from July, 67)

S T A F F

Divisional Health Office,  
Stamford Street,  
Stalybridge.

|  |   |
|--|---|
| <u>Divisional Medical Officer</u>          | - Thomas Holme, M.B., Ch.B., D.P.H.   |
| <u>Clerk to the Committee</u>              | - Douglas Leeming, LL.B.  |
| <u>Assistant County Medical Officers</u>   | - J.B. Minchliffe, M.B., Ch.B.<br>A.N. Edmondson, M.B., Ch.B.   |
| <u>Divisional Administrative Assistant</u> | - A. Clough, A.R.S.H., L.I.S.W.   |
| <u>Clerical Assistants</u>                 | - P.R. Ratcliffe (resigned 30/7/67)<br>C.C. Fudge (appointed 4/9/68)<br>Miss J. Norton<br>Mrs. A. Frith<br>Mrs. E. Brooks<br>Miss S. Wood<br>Miss M. Cowley |

---

|                                      |  |
|--------------------------------------|--|
| <u>Health Visitors</u> (Stalybridge) | - Miss M.E. Mackenzie<br>Miss D.H. Garner<br>Miss F. Bailey                |
| (Dukinfield)                         | - Mrs. M. Knowles<br>Mrs. M. Sherratt (resigned 31/8/67)<br>Mrs. J. Lee    |
| <u>District Nurses</u> (Stalybridge) | - Mrs. A.R. Porter<br>Mr. S. Steels<br>Mrs. P.A. Harrop<br>Mrs. G. Gregson |
| (Dukinfield)                         | - Miss E. Ambler<br>Miss O. Morton<br>Mrs. H.M. Johnson                    |
| <u>Midwives</u> (Stalybridge)        | - Miss E. Sowerbutts<br>Mrs. J. Evans<br>Mrs. Leatherbarrow                |
| (Dukinfield)                         | - Miss L. Bradley<br>Miss L. O'Hara<br>Mrs. M. Brown                       |
| <u>Nurses</u> (Dukinfield)           | - Mrs. H. Murphy   |
| (Temporary)                          |  |



|  |  |
|--|--|
| <u>Senior Mental Welfare Officer</u>   | - G.E. Lanceley  |
| <u>Physiotherapists</u>  | - Mrs. W.R. White<br>Mrs. M. Hallard   |
| <u>Domestic Help Supervisor</u>  | - Miss K. Sellars  |
| <u>Dental Surgeons</u>   | - Miss L. Kippen, L.D.S., D.P.D.<br>G.J. Hartley, L.D.S.                         |
| <br>   |  |
| <u>Specialists</u>   |  |
| <u>Ophthalmic Surgeon</u>  | - F.W.C. Brown, M.D., Ch.B., D.P.H.  |
| <u>Orthopaedic Surgeons</u>  | - V.H. Wheble, B.M., Ch.B., F.R.C.S.<br>C.M. Dransfield, F.R.C.S., L.R.C.P.      |
| <u>Tuberculosis Physician</u>  | - P.B. Woolley, M.B., M.R.C.P.   |
| <u>Ear, Nose &amp; Throat Surgeon</u>  | - O.T. Taylor, M.B., Ch.B.   |
| <u>Consultant Child Psychiatrist</u>   | - M.J. MacCulloch, M.D. Ch.B., D.P.M.<br>J.L. Lanceley, M.D. M.R.C.P.(G.) D.P.M. |
| <u>General Practitioners attending Welfare Centre, Dukinfield on a sessional basis</u> | - A. Ketchin, M.B., Ch.B.<br>D. Milner, M.B., Ch.B.                              |

## CARE OF MOTHERS AND YOUNG CHILDREN

The four Welfare Centres in the Division are situated as follows:-

|                    |  |
|--------------------|--|
| <u>Dukinfield</u>  | - King Street, Dukinfield.<br>Dewsnap Lane, Dukinfield.      |
| <u>Stalybridge</u> | - Stamford Street, Stalybridge.<br>Milton Avenue, Millbrook. |

Sessions are held as follows:-

|              |                                    |
|--------------|------------------------------------|
| King Street  | - Wednesday afternoon              |
| Dewsnap Lane | - Thursday afternoon               |
| Millbrook    | - Monday afternoon                 |
| Stamford St. | - Tuesday and Wednesday afternoons |

### Dukinfield Clinics

The Dewsnap Lane Clinic is now well established and now attracts more visits from patients than the older one on King Street. At one time it was felt that it may be necessary to hold another Welfare session and the Committee agreed to this action. However, we have found that it is possible to manage on one afternoon per week and this is more economical of staff time both medical and nursing.

During the year the total attendances at both the clinics was 3,966 and 264 new cases were seen - figures which are approximately the same as those for 1966. Mrs. M. Sherratt who resigned in August was only recently replaced by Mrs. Dodgson.

### Stalybridge Clinics

There was a moderate fall in attendances at these clinics during 1967 from 5,425 to 5,010 the respective figures being 3,774 at the Health Centre and 1,236 at the Millbrook Clinic.

Towards the end of the year negotiations were completed for the use of the Millbrook Clinic by one of the General Practitioner groups on four mornings. I think this has proved beneficial to the doctors and patients alike

There are no changes to report in the Health Visitor staff.



## Voluntary Workers

Once again on behalf of the Committee and the nursing staff I would like to express my sincere thanks and appreciation for the work so willingly and cheerfully given at the Dukinfield, Stalybridge and Millbrook clinics by the voluntary workers during the year.

## Births

There was a considerable increase in births during the year from 555 to 627. The record for the last four years is 645, 611, 555, 627. Of these births 496 or 77.6% occurred in hospital or maternity home. The large number of bookings in hospital has meant the adoption of a priority system for admission and the inauguration of an early discharge after delivery. Home and social conditions are assessed by this department and we have yet to have a refusal on an adverse report from me. The midwives, themselves, assess conditions in order to help the hospital decide whether a patient can be discharged after 48 hours of delivery.

|   | <u>1966</u> | <u>1967</u> |
|---|-------------|-------------|
| Total births in the Division - livebirths               | 547         | 613         |
| stillbirths   | 8           | 14          |
| Total No. transfers into the division                   | 228         | 209         |
| Total No. of children attending for first time 0-1 year | 567         | 563         |
| Total No. of attendances ..... 0-1 year                 | 6525        | 6185        |
| Total No. of attendances ..... 1-2 years                | 1702        | 1451        |
| Total No. of attendances ..... 2-5 years                | 1260        | 1310        |
| Total No. of visits to new births .....                 | 638         | 601         |
| Total No. of secondary visits .....                     | 6271        | 8007        |
| Total No. of other visits .....                         | 2352        | 2296        |

TABLE A

Child Welfare Clinics

| Clinic            |     | Dewsnap Lane |     |     |     | Totals | King Street |     |     |     | Totals |
|-------------------|-----|--------------|-----|-----|-----|--------|-------------|-----|-----|-----|--------|
| Quarter           |     | 1            | 2   | 3   | 4   |        | 1           | 2   | 3   | 4   |        |
| New Cases         |     | 52           | 42  | 38  | 32  | 164    | 30          | 32  | 19  | 19  | 100    |
| Atten-<br>dances  | 0-1 | 410          | 434 | 404 | 371 | 1619   | 354         | 332 | 275 | 173 | 1134   |
|                   | 1-2 | 105          | 101 | 62  | 93  | 361    | 102         | 105 | 84  | 66  | 357    |
|                   | 2-5 | 62           | 59  | 45  | 42  | 208    | 97          | 72  | 67  | 51  | 287    |
| Total attendances |     |              |     |     |     | 2188   |             |     |     |     | 1778   |
| Clinic            |     | Stalybridge  |     |     |     | Totals | Millbrook   |     |     |     | Totals |
| Quarter           |     | 1            | 2   | 3   | 4   |        | 1           | 2   | 3   | 4   |        |
| New Cases         |     | 57           | 60  | 52  | 62  | 231    | 13          | 21  | 16  | 20  | 70     |
| Atten-<br>dances  | 0-1 | 643          | 701 | 684 | 590 | 2618   | 166         | 190 | 225 | 233 | 814    |
|                   | 1-2 | 128          | 159 | 135 | 110 | 532    | 61          | 67  | 49  | 54  | 231    |
|                   | 2-5 | 175          | 171 | 146 | 132 | 624    | 53          | 52  | 34  | 52  | 191    |
| Total attendances |     |              |     |     |     | 3774   |             |     |     |     | 1236   |

The following table indicates the total births in the Division and the place of confinement:-

TABLE B

|   | <u>DUKINFIELD</u> |      |      |       |      |      | <u>STALYBRIDGE</u> |      |      |       |      |      |
|---|-------------------|------|------|-------|------|------|--------------------|------|------|-------|------|------|
|   | Live              |      |      | Still |      |      | Live               |      |      | Still |      |      |
|   | 1967              | 1966 | 1965 | 1967  | 1966 | 1965 | 1967               | 1966 | 1965 | 1967  | 1966 | 1965 |
| Gen. Hospital                             | 194               | 139  | 146  | 3     | 3    | 2    | 285                | 170  | 149  | 11    | 5    | 9    |
| Other Mater-<br>nity homes &<br>hospitals | 3                 | 30   | 22   | -     | -    | -    | -                  | 45   | 37   | -     | -    | -    |
| Domiciliary<br>confinement                | 55                | 84   | 121  | -     | -    | 1    | 76                 | 79   | 122  | -     | -    | 2    |
| Total                                     | 252               | 253  | 289  | 3     | 3    | 3    | 361                | 294  | 308  | 11    | 5    | 11   |



### Mothercraft and Relaxation Classes

In view of the undoubted help which these classes can give the expectant mother the number of cases attending is disappointingly low. Only 121 mothers attended out of 627 or 19.3%.

|                            | <u>1966</u> | <u>1967</u> |
|----------------------------|-------------|-------------|
| No. of sessions held ..... | 103         | 81          |
| No. of new cases .....     | 147         | 121         |
| No. of attendances .....   | 575         | 551         |

### Problem Families

At present there are 31 known problem families in the Division and a great deal of effort is expended by all members of the staff in an attempt to uplift and finally resolve the family problems and rehabilitate the family.

A bi-monthly case conference formerly convened by the Area Children's Officer and attended by representatives from the interested departments and voluntary bodies has now been superseded by case conferences on special cases.

Much use is made of voluntary bodies, particularly W.R.V.S. and S.S.A.F.A. in provision of cash grants and clothing to needy families. The cash grants usually are obtained to pay rent arrears when eviction is threatened and to alleviate other debts which may be creating problems.

### WELFARE FOODS

There was an increase in the sale of orange juice and vitamin A. & D. tablets but a fall in the sale of National Dried Milk and cod liver oil.

TABLE C

|                     | 1962  | 1963  | 1964  | 1965  | 1966  | 1967  |
|---------------------|-------|-------|-------|-------|-------|-------|
| National Dried Milk | 7,917 | 7,795 | 6,411 | 6,529 | 7,101 | 6,033 |
| Cod Liver Oil       | 560   | 439   | 412   | 473   | 529   | 430   |
| Orange Juice        | 3,647 | 4,320 | 4,835 | 5,182 | 5,872 | 6,084 |
| A & D Tablets       | 554   | 461   | 409   | 405   | 382   | 426   |

TABLE D

| Quarter           | March |      | June |      | Sept. |      | Dec. |      | Total |      |
|-------------------|-------|------|------|------|-------|------|------|------|-------|------|
|                   | 1967  | 1966 | 1967 | 1966 | 1967  | 1966 | 1967 | 1966 | 1967  | 1966 |
| National ) @ 2/4d | 1002  | 1168 | 883  | 1084 | 870   | 975  | 803  | 1190 | 3558  | 4417 |
| dried ) @ 4/-d    | 685   | 544  | 606  | 661  | 501   | 599  | 504  | 773  | 2296  | 2577 |
| milk ) free       | 43    | 21   | 18   | 22   | 57    | 29   | 61   | 39   | 179   | 107  |
| Cod )             |       |      |      |      |       |      |      |      |       |      |
| Liver ) @ 1/-d    | 137   | 132  | 95   | 124  | 76    | 86   | 109  | 175  | 417   | 517  |
| Oil ) free        | 4     | 4    | 3    | 4    | 4     | 1    | 2    | 3    | 13    | 12   |
| A & D ) @ 6d      | 97    | 84   | 99   | 100  | 115   | 82   | 114  | 113  | 425   | 379  |
| Tablets ) free    | 1     | -    | -    | -    | -     | 2    | -    | 1    | 1     | 3    |
| Orange ) @ 1/6d   | 1349  | 1201 | 1657 | 1543 | 1674  | 1610 | 1326 | 1458 | 6006  | 5812 |
| Juice ) free      | 27    | 13   | 17   | 7    | 26    | 12   | 8    | 28   | 78    | 60   |

I would like to thank the voluntary workers in Dukinfield who co-operate with us so well and sell welfare foods at the clinic on our behalf.



## SPECIALISTS CLINICS

It is most essential when running Child Welfare sessions to have the backing of specialist clinics where cases can be referred for consultant opinion and advice and although the numbers referred under 5 years of age appear to be small this is no reflection on the great value of this type of clinic.

|  | <u>1967</u> | <u>1966</u> |
|--|-------------|-------------|
| <u>Ophthalmic (under 5)</u>  |             |             |
| New cases .....  | 9           | 4           |
| Total attendances .....  | 25          | 9           |
| <u>Ear, Nose and Throat (under 5 years)</u>  |             |             |
| New cases .....  | 25          | 13          |
| Total attendances .....  | 30          | 18          |
| <u>Physiotherapy (under 5)</u>   |             |             |
| Total attendances for interview by Orthopaedic Surgeon   | 709         | 227         |
| Total attendances at Physiotherapist's Clinic .....  | 1566        | 757         |
| Total attendances for U.V.R. treatment .....   | 2001        | 2442        |
| <u>Hearing Clinics</u>   |             |             |
| No. of sessions .....  | 39          | 31          |
| No. of children examined (0-5 years) .....   | 403         | 275         |
| In addition to the normal screening clinics, selected cases are referred to a specialist clinic conducted by Dr. Taylor. |             |             |
| <u>Dental Treatment</u>  |             |             |
| <u>Ante-natal patients</u>   |             |             |
| No. of inspections .....   | 5           |             |
| No. of visits .....  | 13          |             |
| No. of extractions .....   | 1           |             |
| No. of fillings .....  | -           |             |
| Dentures supplied .....  | 2           |             |
| <u>Children 0-5 years</u>  |             |             |
| No. of inspections .....   | 28          |             |
| No. of visits .....  | 77          |             |
| No. of extractions .....   | 37          |             |
| No. of fillings .....  | 63          |             |

DAY NURSERY

The cost of the Day Nursery service continues to increase year by year and 1967 was no exception to this rule. As far as Dukinfield Nursery was concerned there was an increase in gross expenditure from 20/3½d. a day to 22/7d. The net expenditure increased from 13/10½d. to 15/9d. There were approximately 30 priority cases out of the total of 40 new admissions.

The charges levied are as follows:-

- (i) The standard charge when both parents are working - 14/-d. per day
- (ii) Where more than one child of a mother is attending a Day Nursery, the charge for second and subsequent children attending at the same time - 8/-d. per day
- (iii) The charge for children of mothers who are single, separated or divorced and living as single - 3/-d. per day
- (iv) The charge for children whose father is unemployed, ill or otherwise unable to work - 5/-d. per day
- (v) The charge for mentally handicapped children attending at the specific request of the County Medical Officer is the same as that at a Junior Training Centre - 1/-d. per day

|   | <u>1967</u> | <u>1966</u> |
|---|-------------|-------------|
| Total attendances .....0-2 years .....        | 1812        | 2259        |
| 2-5 years .....                               | 4784        | 5156        |
| Average attendance per day .....              | 27          | 30          |
| New cases admitted .....                      | 40          | 21          |
| Waiting list as at 31.12.67 .....             | 1           | 10          |
| No. of mothers in employment .....            | 30          | 33          |
| No. of medical examinations carried out ..... | -           | 85          |
| No. receiving sunlight treatment.....         | 2           | 2           |

TABLE E

|                             | 1961/62 | 1962/63 | 1963/64 | 1964/65 | 1965/66 | 1966/67 |
|-----------------------------|---------|---------|---------|---------|---------|---------|
| County average child/day    | 16/9½d  | 17/1½d  | 18/3½d  | 18/5½d  | 20/9½d  | 23/-d   |
| Dukinfield child/day        | 18/-½d  | 18/7¾d  | 19/8¾d  | 18/4½d  | 20/3½d  | 22/7d   |
| % attendance County average | 92%     | 91%     | 89%     | 91%     | 89%     | 86%     |
| Dukinfield                  | 80%     | 83%     | 83%     | 91%     | 91%     | 91%     |



## VACCINATION AND IMMUNISATION

The number of persons vaccinated against smallpox showed a small increase to 289 from 281 in 1966.

### Smallpox Vaccination - 1967

TABLE F

| Age at date of vaccination | Number vaccinated | Number revaccinated |
|----------------------------|-------------------|---------------------|
| 0 - 8 months               | -                 | -                   |
| 9 -12 "                    | 2                 | -                   |
| 1 year                     | 144               | 1                   |
| 2 - 4 years                | 103               | 6                   |
| 5 -15 "                    | 40                | 4                   |
| Total                      | 289               | 11                  |
| At Clinics                 | 211               | 10                  |
| By G.P's.                  | 78                | 1                   |

The figures for the nineteen complete years since vaccination ceased to be compulsory are as follows:-

|      |   |     |      |   |      |
|------|---|-----|------|---|------|
| 1949 | - | 76  | 1958 | - | 325  |
| 1950 | - | 223 | 1959 | - | 346  |
| 1951 | - | 350 | 1960 | - | 366  |
| 1952 | - | 459 | 1961 | - | 369  |
| 1953 | - | 611 | 1962 | - | 3317 |
| 1954 | - | 318 | 1963 | - | 150  |
| 1955 | - | 280 | 1964 | - | 269  |
| 1956 | - | 269 | 1965 | - | 256  |
| 1957 | - | 364 | 1966 | - | 281  |
|      |   |     | 1967 | - | 289  |

There was a marked improvement in the number of children protected against diphtheria, whooping cough and tetanus. This also applied to the protection against poliomyelitis.

VACCINATION OF PERSONS UNDER AGE 16 COMPLETED DURING 1967

TABLE G - Completed Primary Courses

| Type of vaccine      | Year of birth |      |      |      |         | Others under Age 16 | Total      |            |
|----------------------|---------------|------|------|------|---------|---------------------|------------|------------|
|                      | 1967          | 1966 | 1965 | 1964 | 1960-63 |                     | At clinics | By G.P.'s. |
| Quadruple DTPP       | -             | -    | 3    | -    | -       | -                   | -          | 3          |
| Triple DTP           | 235           | 100  | 31   | 15   | 27      | -                   | 350        | 138        |
| Diphtheria/Pertussis | 3             | 2    | -    | -    | -       | -                   | 2          | 3          |
| Diphtheria/Tetanus   | -             | -    | 5    | -    | 31      | 4                   | 39         | 1          |
| Diphtheria           | -             | -    | -    | -    | -       | -                   | -          | -          |
| Pertussis            | -             | -    | -    | -    | -       | -                   | -          | -          |
| Tetanus              | 1             | -    | -    | -    | 2       | -                   | -          | 3          |
| Salk                 | -             | -    | -    | -    | -       | -                   | -          | -          |
| Sabin                | 206           | 201  | 37   | 14   | 46      | 6                   | 399        | 111        |

TABLE H - Reinforcing Doses

| Type of vaccine      | Year of birth |      |      |      |         | Others under Age 16 | Total      |            |
|----------------------|---------------|------|------|------|---------|---------------------|------------|------------|
|                      | 1967          | 1966 | 1965 | 1964 | 1960-63 |                     | At clinics | By G.P.'s. |
| Quadruple DTPP       | -             | -    | -    | -    | -       | -                   | -          | -          |
| Triple DTP           | -             | 1    | 6    | 4    | 28      | 3                   | 12         | 30         |
| Diphtheria/Pertussis | -             | -    | -    | -    | -       | -                   | -          | -          |
| Diphtheria/Tetanus   | -             | -    | -    | 1    | 339     | 1                   | 339        | 2          |
| Diphtheria           | -             | -    | -    | -    | 2       | -                   | 2          | -          |
| Pertussis            | -             | -    | -    | -    | -       | -                   | -          | -          |
| Tetanus              | -             | -    | 1    | -    | -       | 3                   | 1          | 3          |
| Salk                 | -             | -    | -    | -    | -       | -                   | -          | -          |
| Sabin                | -             | 1    | 5    | 5    | 336     | 4                   | 318        | 33         |



AMBULANCE SERVICE

TABLE I

| Ambulance |          |         | Sitting Case Vehicle |          |         |
|-----------|----------|---------|----------------------|----------|---------|
| Journeys  | Patients | Mileage | Journeys             | Patients | Mileage |
| 1736      | 6366     | 28649   | 839                  | 9595     | 26,353  |

Comparative Table of Journeys, etc.

| Year | Journeys | Patients | Mileage | Accidents |
|------|----------|----------|---------|-----------|
| 1950 | 6502     | 11140    | 58221   | 555       |
| 1951 | 7235     | 11812    | 61450   | 587       |
| 1952 | 7013     | 12139    | 63094   | 592       |
| 1953 | 5640     | 11377    | 60864   | 161       |
| 1954 | 5895     | 12199    | 54460   | 175       |
| 1955 | 5457     | 13026    | 61076   | 136       |
| 1956 | 5624     | 14310    | 67754   | 135       |
| 1957 | 5155     | 12418    | 58778   | 226       |
| 1958 | 5633     | 12035    | 58107   | 189       |
| 1959 | 4419     | 12323    | 54018   | 179       |
| 1960 | 5114     | 14280    | 62877   | 313       |
| 1961 | 5110     | 14081    | 59231   | 267       |
| 1962 | 3230     | 13847    | 49060   | ?         |
| 1963 | 1816     | 11524    | 34091   | ?         |
| 1964 | 2266     | 15352    | 45098   | ?         |
| 1965 | 2545     | 15180    | 43086   | ?         |
| 1966 | 2421     | 15122    | 57201   | ?         |
| 1967 | 2575     | 13961    | 55002   | ?         |

PREVENTION OF ILLNESS, CARE AND AFTERCARE

|                                   | <u>Pulmonary</u> |          | <u>Non-pulmonary</u> |          | <u>Total</u> |
|-----------------------------------|------------------|----------|----------------------|----------|--------------|
|                                   | <u>M</u>         | <u>F</u> | <u>M</u>             | <u>F</u> |              |
| On T.B. register at 31.12.67 .... | 82               | 63       | 25                   | 10       | 188          |
| Notified during 1967 .....        | 5                | 1        | -                    | -        | 6            |

### B.C.G. Vaccination

The B.C.G. vaccination programme was pursued during 1967 and there was an increase in the number of school children tested and vaccinated.

I was disappointed with the reduction in the percentage of consents, 84.68 compared with 90.78 in 1966, especially as this form of vaccination gives excellent protection against tuberculosis. During the year we continued to use the Dermojet vaccination technique with encouraging results. This method is both quicker and more acceptable to the children and may prove to be the method of choice in the future.

TABLE J

|                          | School children | Contacts |
|--------------------------|-----------------|----------|
| Consents issued          | 520             | 74       |
| Consents received        | 429             | 74       |
| * Consents               | 84.68           |          |
| Mantoux positive         | 35              | 28       |
| No. vaccinated           | 315             | 66       |
| No. revaccinated         | 3               | -        |
| <u>Follow-up Mantoux</u> |                 |          |
| No. tested               | 628             | -        |
| No. positive             | 610             | -        |



TABLE K

| Year | % positive |
|------|------------|
| 1954 | 40.00      |
| 1955 | 32.05      |
| 1956 | 26.9       |
| 1957 | 29.7       |
| 1958 | 21.1       |
| 1959 | 19.1       |
| 1960 | 19.7       |
| 1961 | 16.4       |
| 1962 | 11.36      |
| 1963 | 7.4        |
| 1964 | 5.94       |
| 1965 | 8.18       |
| 1966 | 7.17       |
| 1967 | 9.7        |

Deaths from Tuberculosis

|                     | <u>Pulmonary</u> | <u>Non-pulmonary</u> | <u>Total</u> |
|---------------------|------------------|----------------------|--------------|
| 0 - 1 year .....    | -                | -                    | -            |
| 1 - 5 years .....   | -                | -                    | -            |
| 5 - 15 years .....  | -                | -                    | -            |
| 15 - 45 years ..... | 1                | -                    | 1            |
| 45 - 65 years ..... | -                | -                    | -            |
| 66 and over .....   | 1                | -                    | 1            |

### Cervical Cytology

After some delay it was possible to start these clinics in January. They are conducted by Dr. N. Edmondson with the help of Mrs. Cooper who is the clinic nurse. It was possible to start because The Christie Hospital found the staffing position such that they were able to deal with an increased number of specimens. However, after a few months Ashton General Hospital provided us with diagnostic facilities so all specimens are now sent there.

The following are the figures for the years work. I would draw your attention to the fact that four positive smears were discovered and treatment arranged through the patients own general practitioner.

|                                      |     |
|--------------------------------------|-----|
| No. of Clinics - Stalybridge .....   | 19  |
| No. of Clinics - Dukinfield .....    | 21  |
| No. of patients (both clinics) ..... | 537 |
| No. with some abnormality .....      | 22  |
| No. of positive smears .....         | 4   |

TABLE L

#### Attendance by Social Class

| Social Class | Number attending | Percentage of total | No. Positive |
|--------------|------------------|---------------------|--------------|
| I            | 7                | 1.3                 | -            |
| II           | 67               | 12.5                | 1            |
| III          | 303              | 56.4                | 2            |
| IV           | 91               | 16.9                | -            |
| V            | 16               | 2.9                 | -            |
| Others       | 53               | 9.9                 | 1            |



## Handicapped Persons

We are finding a continuing demand, for assistance, from handicapped persons, - a result rather of an increasing knowledge of what the Committee can provide than of increase in the number of cases. During the year Mrs. M. Harris the part-time occupational therapist has spent a great deal of her time in advising and assisting patients with small adaptations and aids within the home 23 patients have been referred for help and advice - very often the provision of a simple aid and advice on planning is all that is required. Occasionally more complex work is required but it is obvious that the work of the occupational therapist is becoming a necessary part of maintaining a patient in happy home surroundings.

The Dukinfield Craft Class continued on Tuesday afternoons and has now extended its programme to alternate Thursday evenings for social activities. The Stalybridge Craft Class on Thursday afternoons and Tuesday evenings continues and attendances have increased.

Several special functions have been arranged varying from day trips to the sea-side, film shows, cookery demonstrations, bring & buy sales and an exhibition of handicrafts in conjunction with the Welfare Section of the War Pensions branch of the Ministry of Social Security.

During the year a special vehicle for handicapped persons was provided to serve this division as well as Hyde and North East Cheshire. Two part-time female drivers were appointed and the use of this vehicle has meant that the more severely handicapped can now be brought into the centres for both handicraft and social activities.

|                            | <u>Dukinfield</u> | <u>Stalybridge</u> |
|----------------------------|-------------------|--------------------|
| No. on Register            | 47                | 38                 |
| Attendances                | 2250              | 1890               |
| No. of sessions for crafts | 50                | 50                 |
| Persons instructed         | 47                | 38                 |

## Convalescent Home Treatment

Arrangements are in operation with five Homes, two at St. Annes-on-Sea, one at Marple, one at Buxton and one for men at Llanfairfechan. 12 patients were admitted during the year and contributions towards the cost of 8 further cases, submitted by voluntary societies, were made. 2 families (6 persons) were admitted to Brentwood.



TABLE M

## Handicapped Persons Register - 31.12.67

| Definition   | A G E    |    |         |    |        |    |        |    |           |     | Total |
|--|----------|----|---------|----|--------|----|--------|----|-----------|-----|-------|
|  | Under 16 |    | 16 - 29 |    | 30- 49 |    | 50- 64 |    | 65 & Over |     |       |
|  | M.       | F. | M.      | F. | M.     | F. | M.     | F. | M.        | F.  |       |
| Amputation   | 1        | -  | 2       | -  | 2      | 1  | 2      | 2  | 5         | 2   | 17    |
| Arthritis & Rheumatism   | 1        | 1  | 1       | 2  | 3      | 1  | 4      | 11 | 8         | 32  | 64    |
| Congenital malformations and deformities   | 18       | 9  | 5       | 3  | 3      | 3  | -      | -  | 1         | 1   | 43    |
| Diseases of the digestive and genito-urinary system; of the heart or circulatory system; of the respiratory system (other than tuberculosis and of the skin)     | 9        | 8  | 6       | 10 | 1      | 1  | 4      | 1  | 34        | 81  | 155   |
| Injuries of the head, face, neck, thorax, abdomen, pelvis or trunk. Injuries or diseases (other than tuberculosis) of the upper and lower limbs and of the spine | 1        | 2  | 2       | -  | 1      | -  | 3      | 2  | 2         | 4   | 17    |
| Organic nervous diseases - epilepsy, disseminated sclerosis, poliomyelitis, hemiplegia, sciatica, etc.   | 11       | 6  | 5       | 3  | 3      | 1  | 1      | 2  | 1         | 12  | 45    |
| Neuroses, psychoses and other nervous and mental disorders not included above  | 1        | 2  | 5       | 3  | 4      | -  | 4      | -  | 5         | 4   | 28    |
| Tuberculosis (respiratory)   | 1        | 3  | -       | -  | 2      | -  | 1      | 2  | -         | -   | 9     |
| Tuberculosis (non-respiratory)   | 3        | 3  | -       | 2  | 2      | 1  | 1      | -  | -         | 1   | 13    |
| Diseases and injuries not specified above  | -        | 2  | -       | 2  | -      | 1  | -      | 1  | -         | 1   | 7     |
| Partially sighted  | 3        | 2  | 1       | -  | -      | -  | -      | -  | 14        | 38  | 58    |
| Totals   | 49       | 38 | 27      | 25 | 21     | 9  | 20     | 21 | 70        | 176 | 456   |
| No. of persons added to the Register during 1967   | 1        | 2  | 2       | -  | 3      | 2  | 5      | 4  | 6         | 18  | 41    |

No. of Epileptics 16 years of age and over ..... 8

No. of Spastics 16 years of age and over ..... 4



### Chiropody Service

The chiropody service continues to expand though not quite at the same rate as in previous years. During the year 6,309 treatments were given, many of them domiciliary, to 1,243 patients.

TABLE N

| Place of treatment    | Over 65         |                   | Handicapped     |                   |
|-----------------------|-----------------|-------------------|-----------------|-------------------|
|                       | No. of Patients | No. of Treatments | No. of Patients | No. of Treatments |
| Chiropodist's Surgery | 697             | 3618              | -               | -                 |
| Home of patient       | 514             | 2418              | 32              | 273               |

|  |   |      |
|--|---|------|
| Number of treatments for which County Council paid full fees | - | 6023 |
| Number of treatments for which County Council paid part fees | - | 286  |
| Number of cases in which County Council paid full fees       | - | 1195 |
| Number of cases in which County Council paid part fees       | - | 48   |

### Nursing Requisites

The following items of nursing equipment have been loaned from the Divisional Health Office, Stalybridge:-

|                    |                        |
|--------------------|------------------------|
| 2 Zimmer hoists    | 13 tripod walking aids |
| 25 air rings       | 4 sets elbow crutches  |
| 22 urinals         | 6 bed cradles          |
| 31 bed pans        | 35 back rests          |
| 2 drinking aids    | 7 feeding cups         |
| 4 geriatric chairs | 2 bed tables           |
| 2 Powell chairs    | 3 pairs crutches       |
| 11 bath seats      | 18 Zimmer Walking aids |
| 2 bed elevators    | 10 commodes            |
| 4 "Helping Hands"  | 26 bath rails          |
| 1 pair sticks      | 13 bath mats           |
| 1 Trolley          | 30 rubber sheets       |
| 23 wheel chairs    | 3 beds & mattresses    |
| 2 sputum cups      | 2 pillows              |

Incontinence pads continue to be the main demand and prove to be a most useful nursing aid. From time to time special articles are requested by medical practitioners and district nurses, such as protective pants with interliners for ambulance patients and and urine drainage bags for patients with in-lying catheters.

District nurses and midwives continue to be supplied with pre-packed sterilised equipment, disposable syringes and needles, dressing packs, catheters, disposable caps etc.

Domestic Help Service

The number of staff during the year was 64 part-time domestic helps, the equivalent of 33 whole-time helps. All of these were engaged in a temporary capacity. A total of 56,061 $\frac{3}{4}$  hours was worked by domestic helps and income from patients during 1967 was £932. 13. Od.

|  | No. of cases where help was provided in 1967 | Approx. No. of Hrs. help provided | Average No. of Hrs. per case |
|--|--|-----------------------------------|------------------------------|
| Persons aged 65 years or over on 1st January, 1967 | 429  | 54,969 $\frac{3}{4}$              | 128.13                       |
| Persons aged under 65 years on 1.1.67              |  |                                   |                              |
| (i) Chronic sick and T.B.                          | 13   | 882                               | 67.84                        |
| (ii) Mentally disordered                           | -  | -                                 | -                            |
| (iii) Maternity                                    | 6  | 72                                | 12.0                         |
| (iv) Others  | 6  | 138                               | 23.0                         |
| Totals   | 454  | 56,061 $\frac{3}{4}$              | 123.4                        |



## MENTAL HEALTH SERVICES

THE REPORT OF THE SENIOR MENTAL WELFARE OFFICER, MR. G.E. LANCELEY,  
IN RESPECT OF WORK CARRIED OUT WITHIN THE AREA OF THE STALYBRIDGE  
AND DUKINFIELD HEALTH DIVISION DURING THE TWELVE MONTHS ENDED  
31st DECEMBER, 1967

---

|   | <u>Male</u> | <u>Female</u> |
|---|-------------|---------------|
| Patients admitted to Hospital informally for Psychiatric treatment under Section 5 of the Mental Health Act, 1959               | 48          | 89            |
| Cases dealt with under Section 29, Mental Health Act, 1959, i.e., admitted to Hospital as a matter of urgency.                  | 5           | 5             |
| Cases dealt with under Section 25, Mental Health Act, 1959, i.e., admitted to Hospital for a period of 28 days for observation. | 21          | 36            |
| Cases dealt with under Section 26, Mental Health Act, 1959, admitted to Hospital for extended treatment.                        | 4           | 2             |
| Cases dealt with under Section 40, Mental Health Act, 1959, i.e., returned to Hospital after absconding.                        | 6           | 1             |
| Cases dealt with under Section 60, Mental Health Act, 1959, i.e., Magistrates Court.  | 2           | -             |

In addition to the above, the following cases were also dealt with by the Mental Welfare Officers under the Mental Health and allied Acts.

26 Male and 25 Female patients were treated at Out-Patient Clinics during the year, thus obviating the necessity for their admittance to Hospital.

60 Male and 92 Female patients were referred to the Local Health Authority from the Local Psychiatric Unit for care by the department.

1 Male and 5 Female patients were referred to the department and arrangements made for their day care at Ashton General Hospital.

4 Male and 1 Female patient were referred by the Courts for follow-up.

36 Males and 50 Females were referred to the department and following investigation by the Mental Welfare Officer, were referred to other agencies.

During the year one male subnormal patient was admitted into permanent care through the Regional Hospital Board.

Domicilliary supervision of Subnormal and Severely Subnormal patients residing in the community have been carried out in the district and a total of 1,032 home visits were made by the Mental Welfare Officer during the year.

To relieve home situations and to give the family the opportunity of having a break from their responsibility, 5 Male and 6 Female Subnormal patients were admitted into various Homes and Hospitals for short periods.

Unfortunately during the year 2 Male patients were committed to Hospital by Magistrates Courts under Section 60 of the Mental Health Act.

Home visits to the Psychiatric Patients have increased considerably during the year and the Mental Welfare Officers made 1,953 visits to such patients.

Patients in the community have been conveyed to the Out-Patient Clinic for consultations with the Consultant Psychiatrist, or to receive treatment throughout the year and the Mental Welfare Officers have conveyed 159 such cases.

In close co-operation with the hospital services, the Mental Welfare Officers have accompanied the Consultant Psychiatrist to patient's homes on 208 occasions with a view to deciding the best form of treatment to be afforded the patient.

Mr. Dilworth, Mental Welfare Officer, is on a two years leave of absence and is attending the Manchester College of Commerce on a full-time study course for a certificate in social work.

During the year Mr. L. Dowson was appointed as Mental Welfare Officer joining the staff from Denbigh County Council. Mr. Unsworth was appointed as Trainee Mental Welfare Officer, joining the staff from the County Police.









