

[Report 1925] / Medical Officer of Health, Stalybridge Borough.

Contributors

Stalybridge (Cheshire). Borough Council.

Publication/Creation

1925

Persistent URL

<https://wellcomecollection.org/works/g9h82wzh>

License and attribution

You have permission to make copies of this work under a Creative Commons, Attribution license.

This licence permits unrestricted use, distribution, and reproduction in any medium, provided the original author and source are credited. See the Legal Code for further information.

Image source should be attributed as specified in the full catalogue record. If no source is given the image should be attributed to Wellcome Collection.



Wellcome Collection
183 Euston Road
London NW1 2BE UK
T +44 (0)20 7611 8722
E library@wellcomecollection.org
<https://wellcomecollection.org>

Borough of




INTELL. LIBRARY

Stalybridge.



Medical Officer's
REPORT
UPON THE
Health of Stalybridge,
FOR THE YEAR 1925.


STALYBRIDGE :
Geo. Whittaker & Sons Printers, 56 Market Street.



Borough of



Stalybridge.



Medical Officer's
REPORT
UPON THE
Health of Stalybridge,
FOR THE YEAR 1925.

STALYBRIDGE :
Geo. Whittaker & Sons Printers, 56 Market Street.



Digitized by the Internet Archive
in 2018 with funding from
Wellcome Library

WAKEFIELD ROAD,

STALYBRIDGE.

The Chairman and Members of the Public Health Committee.

GENTLEMEN,

My twenty-first Annual Report upon the health and sanitary conditions of the Borough, which I have the honour of presenting to you, coincides with the Survey Report required this year by the Ministry of Health in contradistinction to the Ordinary Reports of the preceding four years.

Great strides have been made since 1905 in improving the water supply, in dealing with the sewage, in checking infectious diseases, in better methods of refuse disposal, in purifying our milk and food supplies, in instructing mothers as to the feeding and bringing up of their children, and in numerous other ways, all of which cannot but assist in raising the standard of health of the people and making life much more enjoyable.

In 1905 the birth-rate was 24.86, the death-rate 17.0 and the infantile mortality rate 177, while in 1925 the birth-rate was 16.0, the death-rate 14.28 and the infantile mortality rate 86.8. The only shadow over this brighter prospect is cast by the falling birth-rate, the result of which is that as a population we are going down. This is confirmed by the Registrar General's revised and adjusted estimates of the population—25,760 in 1921 ; 25,750 in 1922 ; 25,670 in 1923 ; 25,400 in 1924 ; and 25,140 in 1925.

Evidently the decline in the death-rate is not even balancing the decline in the birth-rate.

The erection of plenty of better houses for the working classes will, I am confident, do much to correct this state of things and at the same time increase the prosperity of the Borough.

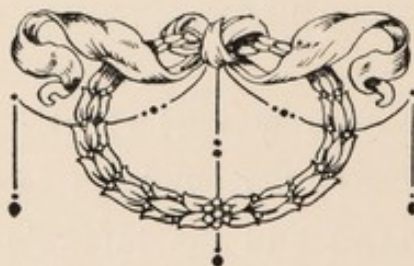
I am, Gentlemen,

Your obedient servant,

WILLIAM J. HANCOCK,


Medical Officer of Health.

April 30th, 1926.



MEDICAL OFFICER'S REPORT

FOR THE YEAR 1925.



Situated on the western side of that part of the Pennine Range, where the counties of Derbyshire and Cheshire and of Lancashire and Yorkshire adjoin, Stalybridge lies in the valley of the river Tame which divides Lancashire from Cheshire and runs on to join the river Mersey at Stockport.

Surrounded on all sides except on the west, where it adjoins the boroughs of Ashton-under-Lyne and Dukinfield, by hills of various heights (from 800 to 1300 feet above sea level) Stalybridge has a climate which may be generally described as moist and cool.

Up to the year 1896, Stalybridge was partly in the Hundred of Macclesfield in the County of Chester and mainly in the Hundred of Salford in the County of Lancaster, but in that year Stalybridge was definitely constituted a distinct township in the County of Chester for administrative and county purposes.

The town, one of the chief industrial towns in the County, is a hive of industry, and embraces in addition to its chief industry of cotton spinning and manufacturing, numerous other industries such as engineering works, iron and brass works, calico-printing and bleach works, woollen mills, paper mill and other minor industries.

The Borough offers numerous advantages of a high commercial value, a river and a canal running through the midst of the town, an unequalled water supply and most excellent railway facilities which give ready and direct access to all parts of the Kingdom as well as good main roads leading from the town into Cheshire, Derbyshire, Lancashire and Yorkshire.

The people are on the whole well housed, though, as may be expected in an old town such as Stalybridge, there are many properties which are fast becoming unfit for modern requirements and need to be replaced by well constructed and more commodious dwellings for the working classes. Prior to the present time, the Council have not deemed it prudent to enter upon a scheme for erecting municipal dwellings but have waited rather

in the hope that the demand would be met by private property owners, who naturally owing to the high cost of materials and labour failed to respond, with the result that very few new houses have been erected during the past five years—2 in 1921, 3 in 1922, 3 in 1923, 8 in 1924 and 14 in 1925—all of which were either for occupation by the owner or for sale to persons who were in a position to purchase them in whole or in part. The consequence is that up to the present nothing has been done to relieve overcrowded houses or to assist in the closing of insanitary and congested areas.

The Council has had the greatest difficulty in getting the Ministry of Health to consent to the putting up of houses such as the Council considers suitable for this district, but recently the Council obtained sanction from the Ministry of Health and a tender has now been accepted for the early erection of 18 houses on the Hague site, an open, elevated, and convenient area, which is admirably adapted for further development.

The Water Supply.

Along with the neighbouring Boroughs of Ashton-under-Lyne, Dukinfield and Mossley, the Urban Districts of Hurst, Audenshaw and Saddleworth and the Rural District of Limehurst, Stalybridge is supplied with an abundance of pure water from extensive reservoirs, which have a holding capacity of close upon 1,100,000,000 gallons.

The gathering grounds embrace the Brushes Valley, the Greenfield Valley, and the Chew Valley.

In the Brushes Valley we have the following impounding reservoirs :—

	Area of top water in acres	Maximum depth in feet	Full capacity in gallons
Higher Swineshaw.....	26	53	168,908,000
Lower Swineshaw.....	12 $\frac{1}{2}$	33	55,500,000
Brushes	8	44	52,165,000
Walker Wood (Compensation water only)...	27	61	202,084,000

The gathering ground extends over 1300 acres and the total capacity of the reservoirs is 478,657,000 gallons.

In the Greenfield Valley we have the following impounding reservoirs :—

	Area of top water in acres	Maximum depth in feet	Full capacity in gallons
Greenfield	12 $\frac{1}{2}$	62	101,686,000
Yeoman Hey	26 $\frac{1}{2}$	65	205,596,000

The gathering ground extends over 1,170 acres.

In the Chew Valley we have the Chew Valley Reservoir with an area of 39 acres, a depth of 72 feet and a holding capacity of 206,000,000 gallons. Its gathering ground extends over 830 acres above and 900 acres below the reservoir. This reservoir is for compensation water only.

The gathering grounds are situate at heights varying from 750 feet to 1,750 feet above ordnance datum.

The yearly rainfall averages about 46 inches in the Brushes Valley and about 47 inches in the Chew and Greenfield Valleys.

The whole of the water throughout the Joint Committee's area of domestic supply is passed through a filter installation one of which is situate below the embankment of the Brushes Reservoir and another one which is situate below the embankment of the Yeoman Hey Reservoir.

Each filter installation consists of eighteen filters, all on the latest principles, housed in substantial stone buildings, the insides of which are lined with white glazed brickwork. Each installation is capable of treating and filtering upwards of 2 $\frac{1}{2}$ million gallons of water per twenty four hours and about 1,250 million gallons are so treated and filtered annually.

The chemicals used prior to filtration consist of sulphate of alumina and pure carbonate of lime.

The sulphate of alumina removes all colouring matter and quickly produces on the surface of the filter a gelatinous film which is impervious to micro-organisms and suspended matter. The carbonate of lime neutralises the acidity and so prevents the risk of lead poisoning so common to waters from peaty gathering grounds.

The main features of these mechanical filters are —

All valves are at one level and can be operated from the ground floor.

The filtering medium consists of pure Swedish quartz crystals, crushed and graded to suitable sizes.

These crystals are extremely hard and possess a peculiar sharpness and are indestructible. Each filter contains from 6 to 7 tons of quartz.

The chemical apparatus delivers the correct quantities of chemical solutions, irrespective of the extent to which the flow of water may vary and it adjusts itself automatically.

The special washing gear enables the bed to be thoroughly and rapidly cleaned as each individual grain of quartz is displaced and thoroughly scoured; at the same time a thorough scouring action takes place on the sides and bottom of the filter and no dirt is left in any part, while the quantity of wash water is reduced to a minimum.

Since the installation of these filters no case of lead poisoning, attributable to the town's water supply has come to my notice.

Sewage Disposal.

The older portions of the Borough are now well sewered and extensions are constantly being made into the more outlying portions of the town. The sewage is disposed of along with that of Dukinfield at Outfall Works, situated at Bradley Hurst, in the township of Dukinfield. The Sewage Farm has an area of $63\frac{1}{2}$ acres, and the average dry weather flow of sewage coming to the works from the combined districts is about $2\frac{1}{2}$ million gallons per 24 hours.

Reaching the Regulating Chamber the inflow is restricted to six times the dry weather flow, the excess overflowing a cill and passing direct to the river. Leaving the Regulating Chamber the sewage passes to the detritus tanks where two electrically driven screens arrest or break up all floating matter. Here also two detritus elevators of the bucket type can be operated in time of storm for the purpose of removing road grit and other heavy matter. The two detritus tanks have a combined capacity of 31,000 gallons. After leaving the detritus tanks the sewage has mixed with it alumino-ferric and then passes into large Sedimentation Tanks or into Roughing Filters.

The Sedimentation Tanks originally consisted of 12 rectangular tanks, arranged in two sets of 6, of 80,000 gallons capacity each, but these have been added to by the construction

alongside them of three rectangular tanks, each 100 feet in length and 50 feet in breadth with a total capacity of 600,000 gallons. In addition to these there are the old night flow tanks with a capacity of 200,000 gallons.

The Sedimentation Tanks are worked upon the continuous flow system and in them a large amount of matter is separated from out of the sewage and is deposited as sludge at the bottom of the tanks and gravitates to a well from which it is pumped to the sludge tower.

The Roughing Filters, of which there are 5 with an aggregate area of 1100 square yards, have a bed of coke 2 ft. 8 in. in depth through which the sewage filters, and the coke, when it has played its part, is removed and utilised as fuel for the boiler furnaces, its place being taken by fresh supplies of coke.

The effluent from the Roughing Filters and Sedimentation Tanks is distributed by means of sprinklers, attached to iron distributing pipes running transversely across the beds at suitable intervals, over large percolating beds of which there are 7 with an area of $2\frac{1}{4}$ acres, well excavated and drained and filled with selected graded clinker of a depth of 5 ft.

Beyond the present Roughing Filters, 5 new Circular Percolating Filters, 84 ft. in diameter and 7 ft. in depth, have been constructed. In four of these filters the medium is broken stone and the remaining one is filled with coke. The sewage is distributed over their surfaces by means of rotating arms. Their total cubical contents are 7,184 cubic yards.

Between the Percolating Beds and Filters and the river on the low-lying portion of the Farm, which served as an irrigation area for the effluent from the Percolating Beds. Humus Tanks 3 ft. 6 in. in depth, and a capacity of 200,000 gallons have been constructed. They receive the filtered effluent before its final discharge into the river. The sludge deposited in them is pumped to an area of drying beds.

The storm water tanks, 2 in number, constructed alongside each other on the low-lying land between the river and the main buildings on the Farm, have a total capacity of 795,000 gallons. The overflow to these tanks is placed between the detritus tanks and the main Sedimentation Tank and is so fixed that when the volume of sewage exceeds three times the dry weather flow, the excess passes into these tanks for sedimentation, while any overflow from these tanks goes directly into the river.

Near the Sedimentation Tank adjoining the original 12 rectangular tanks a pump house has been erected, which contains two electrically driven centrifugal pumps, each of them capable of elevating 40,000 gallons per hour against a total head of 27 feet. A small electrically driven vacuum pump is installed for priming purposes.

During dry weather the storm tanks are kept empty ready to receive the overflow from the next storm. To empty them the pump raises the supernatant water and forces it into the main outlet channel leading to the main sedimentation tanks where it receives further treatment and the sludge is forced into the sludge tower by means of an ejector. Besides emptying the storm tanks this pump can be used to pump the supernatant water when one of the detritus tanks, or one of the sedimentation tanks requires cleaning, and to pump the wash water when one of the roughing filters requires cleansing.

A smaller pump house similar to the foregoing has been constructed near the humus tanks. The pump is capable of elevating 30,000 gallons per hour against a total head of 15 feet.

The sludge from the sedimentation and storm tanks is at times run into lagoons to dry for manure, but usually it is drawn from the sludge tower to be pressed into large sludge cakes for which process there is a very complete installation.

During the past year additional and very important works have been commenced and are rapidly approaching completion. They comprise the laying down of 2 extensive Bio-aeration Tanks in which the sewage as it travels along the channels of the tank will be kept in constant agitation by means of electrically driven fans. Each of these tanks has a capacity of 350,000 gallons and the two of them will be able to deal with 1,250,000 gallons per day.

The effluent from these tanks passes into a series of Pyramidal Settling Tanks where steady sedimentation will take place, the sludge being collected at the bottom—the small end of the tank—from which it will eventually be ejected by the head of water in the tank itself.

Extensive sludge lagoons are also under construction on the upper portion of the Farm above the main sedimentation tanks, where the sludge can be dried and then carted away.

A good pitch macadam road from the entrance to the Farm up to the main offices is also under construction.

So far as I could ascertain the Farm is working satisfactorily and the final effluent is good.

Refuse Disposal.

The greater portion of the town is now on the water carriage system, for rapid strides continue to be made in the conversion of privies into either waste water or town's water closets, with receptacles for house refuse, and these conversions are mostly taking place among the worst types of privy ashpits.

Since October 1st, 1907, the Sanitary Departemnt has had entire control over the removal and disposal of all midden and house refuse in the Borough, which with the exception of that from the Carrbrook and Hey Heads districts, is now conveyed to the town's destructor at the "Flatts."

The Refuse Destructor, erected by Heenan and Froude, of Manchester, is a five-cell furnace of the "Heenan" Patent Top Feed type, and is furnished with all the latest improvements.

The plant is shut down about every six weeks for a few days to allow of the cleaning of the combustion chamber, the flues, the superheater, etc.

The Disinfection Station.

This Station is situated at the Flatts, in proximity to the Destructor. It contains a receiving room, a bath room, a dressing room, and a discharging room, through which "contacts" can be passed so that they are then free to mingle again with their fellowmen, while disinfection of clothing or bedding can be efficiently carried out by saturated steam under pressure in a "Nottingham" Steam Disinfector, fitted with vacuum and exhaust apparatus of the latest type.

It is most valuable for the disinfection of bedding and other articles in cases of Scarlet and Typhoid Fevers, as well as of Puerperal Fever and of Phthisis, thereby assisting most powerfully in the control and prevention of infectious disease.

General Statistics.

The Municipal Borough comprises 3,137 acres, including 1,680 acres of agricultural land, and at the Census in June, 1921, the population of the respective Wards was :—

Lancashire Ward	5,535
Stayley Ward	10,185
Dukinfield Ward	6,909
Millbrook	2,604
	—
Total Population of the Borough	25,233

The number of inhabited houses at that time was 6,531 with 6,607 separate occupiers.

The revised estimate of the population of the Borough as given by the Registrar General is 25,140.

The Rateable Value of the Borough is £143,542, and the sum represented by a Penny Rate is £520.

Extracts from Vital Statistics of the Year.

	Total	M.	F.	
Births Legitimate ...	384	193	191	
Illegitimate ...	19	9	10	Birth Rate (R.G.)...16.0
Deaths	359	183	176	Death rate (R.G.)..14.28
Deaths of Infants under one year of age per 1,000 births...				86.8
Legitimate ...	35			
Illegitimate ...		1		Total ... 36
Deaths from Measles (all ages)				0
" " Whooping Cough (all ages)				3
" " Diarrhoea (under 2 years of age) ...				7

Births, Deaths and Disease Incidence in the Borough.

During the year there were 403 births as against 421 in 1924, 432 in 1923, 460 in 1922, 547 in 1921, and 573 in 1920. Of the births 384 were legitimate and 19 illegitimate.

The birth-rate for the year was 16.0, the rate in the 157 Smaller Towns being 18.3.

The deaths during the year numbered 359 as against 383 in 1924, 384 in 1923, 388 in 1922, 423 in 1921, and 381 in 1920. The death-rate for the year was 14.28, the rate in the 157 Smaller Towns being 11.2.

Classified according to age the deaths were as follows:—

	1925.	1924
Under 1 year of age	35	43

	1925.	1924.
Between 1 and 2 years of age	10 ...	14
" 2 " 5	5 ...	13
" 5 " 15	5 ...	10
" 15 " 25	13 ...	15
" 25 " 45	36 ...	56
" 45 " 65	111 ...	98
65 years of age and upwards	144 ...	134
	Total ...	359 383

The diseases which have been especially active in adding to the number of Deaths are :—

	1925	1924
Measles causing	19 ...	0 deaths
Influenza	7 ...	5 "
Respiratory Diseases	75 ...	80 "
Heart Diseases	29 ...	38 "
Pulmonary Tuberculosis	19 ...	25 "
Cancer Malignant Disease	35 ...	40 "
Congenital Debility, in- cluding Premature Births...	10 ...	16 "
Acute and Chronic Nephritis	18 ...	10 "

The number of women dying in or in consequence of Child-birth was :—from sepsis, 0 ; from other causes, 1.

The following record of the birth-rates and the death-rates at various times during the past forty years is interesting as showing how great has been the decrease :—

	Birth-rate	Death-rate.
1885	31.4 per 100	23.3 per 1000
1895	27.4 "	23.9 "
1900	24.1 "	22.4 "
1905	24.86 "	17.0 "
1910	21.16 "	15.65 "
1915	20.37 "	18.2 "
1920	21.15 "	14.06 "
1921	21.23 "	16.4 "
1922	17.76 "	14.98 "
1923	16.2 "	14.96 "
1924	16.5 "	15.0 "
1925	16.0 "	14.28 "

The steady and continuous decline in the birth-rate during recent years is by no means satisfactory and is difficult of ex-

planation. One can only surmise that many causes may be operating to bring it about, such causes as—

- Unemployment and the high cost of living—which are such that many people cannot afford to marry;
- House-shortage—newly married couples cannot find a home of their own and are compelled to live with their parents or others accentuating overcrowding with all its attendant evils of moral and physical deterioration and of domestic unhappiness and strife;
- The publication of the doctrine and methods of birth control—which I maintain should only be utilised in a legitimate way in cases of marriage of the unfit or when the health and possibly the life of the mother is threatened ;
- The running after pleasure and the desire for freedom from parental responsibilities ; and
- The modern addiction of girls and young women to violent sports and exercise may also have an influence.

On the other hand it is pleasing to find a decline in the death-rate and to state that the number of deaths, 359, during the year 1925 was the lowest ever recorded in the Borough and gives hope of still further improvement in the health of the people, though the death-rate, 14.28, is still 3.08 above that in the 157 smaller towns.

Infantile Mortality.

The Deaths of Infants under one year of age were 35 as against the average of 54, for the previous ten years, but computed upon the number of births registered the infantile mortality was 86.8, against an average of 118 for the previous ten years.

Summary of the Causes of Death of Infants under one year of age.

Premature Birth	6
Respiratory Diseases	8
Wasting	6
Convulsions	2
Diarrhœal Diseases	6
Congenital Defects	3
All other causes	4

Total ... 35

Seventeen of the infants succumbed before they were one month old :—

Under one day of age	3
Between 1 and 7 days	4
„ 7 and 14 days	5
„ 14 and 21 days	3
„ 21 and 28 days	2
„ 1 and 3 months	3
„ 3 and 6 months	5
„ 6 and 9 months	4
„ 9 and 12 months	6

—
35

Of these 22 were males and 13 were females, and 1 of the deaths was of an illegitimate infant.

Nine still-births were notified during the year.

During recent years very considerable improvement has taken place in infantile mortality as will be seen from the following table :—

Year	Number of deaths	Infantile Mortality rate
1915	81	147.5
1916	48	109.
1917	47	128.5
1918	58	143.5
1919	54	126.
1920	67	117.
1921	63	115.
1922	37	80
1923	46	110.5
1924	43	102
1925	35	86.8

In accounting for this improvement I find that the absence since 1915 of any epidemic of Diarrhœa amongst infants has been the most potent factor, although many other influences and agents have played their part, such as improved sanitary conditions, education of the people in matters of cleanliness and of care of the food, more competent midwives, and last, but not least, the useful work done by the Staff and Visiting Nurses of the Maternity and Infant Welfare Centre.

Infectious Diseases.

The number of cases of Infectious Diseases (excluding tuberculosis and ophthalmia neonatorum) notified during recent years has been small for a borough such as Stalybridge. I give the returns for the past five years :—

Year	1921	1922	1923	1924	1925
No. of cases	155	43	36	72	101

In the years 1921 and 1925, Scarlet Fever was prevalent, there being 120 cases notified in 1921 and 73 in 1925.

Whenever infectious cases are notified, full inquiries are made by the Sanitary Inspector; all needful instructions are given and precautions taken to prevent any further spread of the disease; and any sanitary defects are noted and steps taken to remedy the same.

Whenever it is advisable, the Librarian is informed, so that the issue of books to the infected family may be temporarily stopped, and any books which have become contaminated are taken by the Sanitary Inspector and destroyed. Heads of schools are also similarly notified, so that children from infected homes may not be admitted.

The following table gives the nature, number and distribution of the cases notified during the year 1925 :—

The following table gives the nature number and distribution of the cases notified.

	Number of Cases	Lancashire Ward	Stalyey Ward	Dukinfield Ward	Millbrook Ward	Number of Deaths
Smallpox ...	7	3	2	2	0	0
Scarlet Fever	73	19	24	26	4	1
Diphtheria ...	7	0	5	1	1	1
Membranous						
Croup...	0	0	0	0	0	0
Typhoid Fever	6	2	3	1	0	1
Puerperal Fever	0	0	0	0	0	0
Erysipelas ...	8	0	4	3	1	0

Smallpox.

The Borough was free from this disease from January, 1916 until November, 1924, when a boy was found to be suffering from it. Other cases were later discovered and by the end of that year 7 cases had been removed to Hospital from 4 separate dwellings.

During the months from January to May, 1925, isolated outbreaks appeared and in all 7 persons were affected in 6 different households. They were promptly removed to Hospital, the contacts were taken to the Disinfecting Station where they and their clothing were disinfected while their homes were subjected to a thorough disinfection, and, as soon as possible after all this had been done, all the contacts were vaccinated or re-vaccinated with the result that there was no further spread of the disease.

Scarlet Fever.

This disease is always present as isolated cases, but for many years past it has been of a mild type and few deaths have resulted from it.

Year.....	1920	1921	1922	1923	1924	1925
Cases Notified.....	85	120	19	18	42	73
No. of deaths.....	0	2	0	0	0	1

Measles.

Epidemics of Measles recur every two or three years being largely determined by the accumulation of susceptible children.

From and since the year 1920, cases of Measles have not been compulsorily notifiable. The deaths from this disease during recent years have been as follows :—

Year.....	1921	1922	1923	1924	1925
Number of deaths....	1	3	0	19	0

Owing to the highly infectious nature of Measles even prior to the appearance of the rash its spread is very rapid, and it cannot be too strongly insisted upon that prompt and careful nursing of the sufferers is most essential for their recovery.

Whooping Cough.

Like Measles this disease is most infectious and of all the Infectious Diseases these are the two most difficult to control. The deaths from Whooping Cough were as follows :—

Year.....	1920	1921	1922	1923	1924	1925
Number of Deaths.	7	1	2	1	0	3

Diphtheria and Membranous Croup.

These diseases are not common in the Borough, seldom spread and have never been epidemic during the past twenty years, though severe and rapidly fatal cases do occasionally occur.

Year.....	1920	1921	1922	1923	1924	1925
Cases Notified.....	6	11	6	8	9	7
Number of Deaths.	0	1	2	0	1	1

Antitoxin is supplied to medical practitioners free of charge for use in necessitous cases.

Diarrhœa and Enteritis.

These diseases, the prevalence and severity of which are so largely dependent upon the climatic conditions of the summer months, have not appeared in epidemic form during recent years, in fact not since the years 1913, 1914 and 1915 when the deaths numbered 31, 27 and 25 respectively.

During the past five years the deaths have been :—

Year.....	1921	1922	1923	1924	1925
Number of Deaths.....	12	0	6	2	7

Of the 7 deaths during the past year 6 were of infants under one year of age.

Typhoid Fever.

As with Diarrhœal Disease so with Typhoid Fever, the Borough has been remarkably free from invasion as is seen from the following :—

Year	1921	1922	1923	1924	1925
Cases Notified.....	4	4	0	1	6
Number of Deaths.....	1	1	0	0	1

We have not a hospital for these cases so that usually they have to be treated at home, often under the most disadvantageous conditions. When, however, the Borough Hospital, Ashton-under-Lyne, is available for the reception of these cases our Sanitary Authority are kindly permitted to make use of the Hospital for such cases from our Borough as we may desire to send there.

When cases of Typhoid Fever have to be treated at home great precautions to prevent its spread are taken by our Sanitary

Authority in providing special pails with disinfectants for the reception of all discharges from the sufferer, in instructing the inmates upon the necessity for strict personal cleanliness of the patient and themselves, as well as for cleanliness of the bed and body linen, in advising the destruction of all food left by the patient, and in the destruction of beds and mattresses which have become much soiled with discharges. The sanitary conveniences of the premises also receive prompt and thorough attention.

Puerperal Fever.

During the past five years we have been very free from this disease, not a single case having been notified in the years 1921, 1922 and 1925, while only one case, which ended fatally, was notified in 1923, and 3 cases in 1924 one of which ended fatally.

Although we have a smaller number of midwives at the present time than at any period since the Act came into force, I do not find any shortage of midwives in our Borough. The midwives are carrying out their duties in a careful manner, and are rendering a most necessary service to the needy poor.

Every facility is afforded the Midwives of having any infected clothing, &c., effectively dealt with at the Town's Disinfecting Station whenever requisite.

Five cases of Ophthalmia Neonatorum were notified during the year.

	Cases notified	Treated at home	Treated in hospital	Vision unimpaired	Vision impaired
Ophthalmia Neonatorum	5	5	0	5	0

Twenty one cases of Acute Primary Pneumonia were notified 11 males and 10 females.

Tuberculosis.

During the year 23 persons have been notified as suffering from Pulmonary Tuberculosis, of whom 15 were males and 8 females; while 5 males and 4 females have been notified as suffering from other forms of Tuberculosis.

As regards the location of the cases of Pulmonary Tuberculosis in the Borough and the number of cases occurring at different ages, there were in

Wards:—Lancashire.	Stayley.	Dukinfield.	Millbrook.
4	8	9	2

Age		0-1	1-5	5-10	10-15	15-20	20-25	25-35	35-45	45-55	55-65	65 up.	Total
Pulmonary	Form A.	M. F.	M. F.	M. F.	M. F.	M. F.	M. F.	M. F.	M. F.	M. F.	M. F.	M. F.	M. F.
	Other Sources	- -	- -	- -	1 -	2 -	- -	2 3	1 1	3 -	1 -	1 1	11 5
		- -	- -	- -	- -	2 -	- -	1 1	- -	1 -	- -	2 -	4 3
Non-Pulmonary	Form A.	- -	- -	- -	3 1	- -	- 2	- 1	1 -	- -	- -	1 -	5 4
	Other Sources	- -	- -	- -	- -	- -	- -	- -	- -	- -	- -	- -	- -

FORM C.		SANATORIA.		POOR LAW INSTITUTIONS	
FORM B	Nil.	M.	F.	M.	F.
	Pulmonary	9	7	4	2
	Non-Pulmonary	2	2	-	-

Through information supplied to me by Dr. Young, the County Medical Officer of health, I am able to give the number of specimens of Sputum received from our district and examined at the County Laboratory, with the result thereof.

Total Number of Specimens	— RESULT —	
	Positive	Negative
95	18	77

The deaths from Pulmonary Tuberculosis during the year numbered 25. I quote those of recent years, for comparison:

Year :—	1925	1924	1923	1922	1921	1920
Number of Deaths..	25	19	12	19	27	22
Death Rate	1.0	0.75	0.47	0.73	1.05	0.8

18 were males and 7 were females.

Wards :—	Lancashire.	Stayley.	Dukinfield.	Millbrook.			
	4	9	10	2			
Age :	15-20	20-25	25-35	35-45	45-55	55-65	65 and upwards
	1	3	5	2	7	3	4

From other forms of Tuberculosis there were 2 deaths—both of them males.

Each week the Sanitary Inspector is furnished by me with a return of any deaths registered as due to Tuberculosis, so that he may disinfect the bedding and premises used by the sufferer.

Respiratory Diseases.

This group of diseases, including Bronchitis, Pneumonia, Pleurisy and other Diseases of the Respiratory Organs, is always prominent amongst our death returns, being mainly dependent upon the variable climatic conditions which prevail in this part of the country.

Year :—	1925	1924	1923	1922	1921	1920
Number of Deaths....	80	75	93	88	99	98
Death Rate.....	3.2	2.95	3.6	3.4	3.84	3.28

50 of these deaths were attributed to Bronchitis, 24 to Pneumonia, and 6 to other Respiratory Diseases.

Cancer.

The mortality from Cancer (including "Malignant Disease"), remains considerable, 40 deaths having resulted from this disease during the year. The numbers for previous years are :—

1924	1923	1922	1921	1920	1919	1918
35	41	32	43	40	30	38

Examining the cases in the Borough during the year I find the deaths distributed thus :—

		Wards—Millbrook.	Lancashire.	Dukinfield.	Staley.							
No. of deaths } from Cancer }		6	8	15	11							
Ages at death } from Cancer. }		25-30	30-35	35-40	40-45	45-50	50-55	55-60	60-65	65-70	70-75	over 75 yrs.
		1	1	2	2	2	3	8	5	5	5	6
Seat of } disease }		Digestive Tract.	Liver.	Breast.	Uterus.	Other parts or Organs.						
		23	4	3	2	8						

As regards sex, 20 of the deaths were of males, and 20 were of females.

Much careful research work upon the nature and the cause of cancer has been carried out during recent years and very interesting and important conclusions have been arrived at from which it would appear that the secret of cancer is about to be revealed. Until then, however, it behoves us to endeavour to recognise the disease in its earliest stage and even to look with suspicion upon such conditions as may be pre-cancerous if we are to treat it with anything approaching success.

Premises where deaths from "Malignant Disease" have occurred are disinfected.

Nursing Arrangements, Hospitals, and Other Institutions available for the District.

Professional Nursing in the Home is provided by the local Sick Nursing Association for general diseases but not for Infectious diseases.

Midwives—only four practising. More are needed. They are under the control of the County Council.

Clinics and Treatment Centres—

Maternity and Child Welfare Centre, controlled by the County Council.

Ante-Natal Clinic, provided by the County Council.

Day Nurseries—None.

School Clinic, provided by Local Education Authority.

Tuberculosis Dispensary, at Hyde, provided by the County Council.

Venereal Diseases Centre, at Ashton-under-Lyne District Infirmary, provided by the County Council.

Hospital Accommodation.—The District Infirmary and also the Lake Hospital at Ashton-under-Lyne, provide every facility for the treatment of all General, Medical, Surgical and Gynæcological cases.

We are still without Isolation Hospital accommodation for Infectious Diseases other than Small Pox.

For Small Pox we are sufficiently provided, along with the neighbouring Authorities of Ashton-under-Lyne, Hurst, Limehurst and Audenshaw, at Hartshead.

The site at Hartshead belonging to the Joint Small Pox Hospital Board is an extensive one, comprising several plots and measuring in all some 40 acres, and only a small portion of it is occupied by the Small Pox Hospital with its administrative block and outbuildings.

The Ashton-under-Lyne Public Health Authority for many years past have very kindly allowed us to send cases of Typhoid Fever or of Scarlet Fever into their Brough Hospital for Infectious Diseases whenever they have had accommodation available, but at times—and often this occurs when our need is the more urgent—there is no available accommodation and the patients have had to be retained at home under very disadvantageous conditions.

There is not any Institutional provision for unmarried mothers, illegitimate infants, and homeless children in the district.

Ambulance Facilities—

- (a) For Infectious cases—Horse ambulance.
- (b) For Non-Infectious & Accident cases—Motor ambulance.

Common Lodging Houses.

There is not any registered common lodging-house in the Borough.

Sale of Food and Drugs Act.

These Acts are administered by the Watch Committee, and I reproduce from the Chief Constable's Report the following particulars :—

65 Samples under the Sale of Food and Drugs Acts have been purchased during the year, comprising 20 of Milk; 10 Butter; 6 Margarine; 3 each of Sausage, Apples, Vinegar, Beer, Lard and Cheese; 2 of Olive Oil; and one each of Cream, Cocoa, Flour, Baking Powder, Lemon Crystals, Jam and Camphorated Oil. One Sample of Sausage was reported upon as being 1 % deficient in meat, the vendor being cautioned.

SANITARY ADMINISTRATION.

The Sanitary Inspector, Mr. W. J. Bradbury, submits the following Report upon the work done in his department.

General Inspection of the District.

During the year steady progress has been made with the general inspection of the various premises within the Borough and many nuisances and defects have been found and dealt with under the following Acts and Regulations :—

- (a) Public Health Acts 1875—1925.
- (b) Housing Town Planning, etc., Acts 1909—1919.
- (c) Factory and Workshop Act.
- (d) Milk and Dairies (Amendment) Act 1922.
- (e) Dairies, Cowsheds and Milkshops Order.
- (f) Meat Regulations 1924.

As will be seen from the Tabular Statement found at the end of the Report, the total number of inspections made for the year is 5907 as compared with 1924—3,973, 1923—4,090, 1922—3293, 1921—3521. As in former years every assistance and advice is given to all interested persons with regard to the necessary remedial work to abate the nuisances and defects as required by the notices served. These notices are generally of an informal nature and number 839. It has been found necessary on several occasions for the Visiting Sub-Committee to visit the various properties. After such visits 36 statutory notices were served.

The following table gives a summary of the nuisances dealt with during the year :—

Insanitary and defective ashpits	242
Defective drains	141
Defective W.C's	62
Unsatisfactory ashes accommodation	199
Dirty houses, closets, and passages	7
General defects on property	97
Smoke nuisances	10
Manure accumulations	6

Sanitary Improvements.

Conversions from the privy midden and pail systems have been steadily carried out during the year and 139 privies have been removed and replaced by 185 water closets. The additional number being accounted for in that in several properties where the privy system has been in existence, the accommodation worked out at three houses per convenience. Greater attention has also been given to the reconstruction of drainage on premises where surface drains were in vogue. New gully traps and drain pipes have been substituted and the surface of the yards considerably improved and brought up to modern requirements.

The total number of water closets now reaches 5,729, of which 4,049 are Town's Water Closets and 1,680 are Waste Water Closets. A comparison made with the number of water closets at the end of 1920 is very interesting. In 1921 the totals consisted of 3,167 Town's Water Closets and 1,711 Waste Water Closets, thus giving an increase of 882 Town's Water Closets and a decrease of 31 Waste Water Closets in the last five years.

A regular inspection of the Water Closets in the Borough is carried out and where any blockage is found an attempt is made by the man to remove the same. Where it has been of a temporary character he has removed the same; but if the blockage

has required attention to the drains, then preliminary notices have been sent to the agents or owners of the properties involved. By this means 86 water closets have been unstopped, and 40 notices have been served requiring the owner to attend to the same. This procedure has produced the desired effect of assisting the property owner, as well as preventing a state of affairs from existing which would be anything but desirable.

The following list shows the conversions and additions which have been carried out during the year in the respective Wards :

SITUATION OF PROPERTY.	T.W.C'S
STAYLEY WARD.	No.
45-51 Walmsley St., 94-102 Grasscroft St., 1-4, Tarlton Place	7
56-62 Spring Bank St., 79-89, Forester St., 1-2-3 Bayley's Yard	7
44-52 Spring Bank St., 132-144 Brierley St., 1-2-3 Newton's Yard	8
114-116 Forester Street	2
53-59 Kenworthy St., 57-73 Brierley St.	6
87-95 Kenworthy St., 26-36 Forester St., 1-2 Allen's Yd.	11
98-104 Cross Leech St., 1-2-3 Gartside's Yard	4
106-108 Cross Leech St., 2-3-4- Shatwell's Yard	2
110-114 Cross Leech St., 25-31 Walmsley St.	4
54-56 Walmsley St., 1-2-3 Ashmore's Yard	2
87-97 Grasscroft St., 1-2 off Grasscroft St., 42-46 Walmsley Street	5
117-123 Grasscroft, 3-8 Chapel Walk	5
2-18 Astley Street	9
5-11 Walmsley Street, 1-5 Grosvenor Street	4
9-19 Baker Street	6
1-3 Taylor Street	2
2 Cranworth Street	1
8-22 Grey Street	8
2-8 Groby Street	4
50-52 Groby Street	2
J. Smith & Sons, Knowl Street	2
Mission Hall, Kay Street	4
61 Grosvenor Street	1
63 Grey Street	1
LANCASHIRE WARD	
Old Fleece Inn, Market Street	2
34-42 Union Street	3

106-112 Stamford Street, 1-5 Peace's Yard	7
50-56 Ridge Hill Lane	4
33-35 Hanover Street	2
1-2-3-4-5-6 Hillgate	3
"Belmont," Norman Road	1

MILLBROOK WARD

201-209 Huddersfield Road	5
1-15 Boundary Cottages, Heyheads	8

DUKINFIELD WARD

22-28 Port Street, 17-23 Quay Street	8
57-73 Bayley Street, 1-5 Quay Street	13
64-78 High Street, 1-5 Set Street	6
9-15 Vaudrey Street, 39-45 Cross Leech Street, 1-2-3-4 Kay's Yard	5
7-13 Forester Street	2
7 Stanley Street	1

Housing Inspections.

During the year 363 dwellings have been inspected under the Housing and Public Health Acts. 104 informal notices have been served for the necessary repairs required to make the houses reasonably fit for habitation. Of these 49 have been complied with and the defects requiring attention have been remedied.

During the past five years 30 houses have been built, of which there are 16 of what may be termed the working class type and these were built for sale only. It has still to be recorded that there are many houses in which two or more families are living and thus causing considerable overcrowding. It is impossible to deal with this condition of affairs owing to the great scarcity of accommodation chiefly of the particular type of house needed by the working classes. Certain areas in the Borough remain as in former years and ought to be dealt with as soon as reasonably possible.

Dairies, Cowsheds and Milkshops.

The number of persons registered under the Milk and Dairies (Amendment) Act 1922 is as follows :—

Producers in the Borough	33
Producers outside the Borough	11
Retail Purveyors	40

The farms consist of 55 separate shippens in which milk cattle are accommodated. At 21 of these farms there are dairies for milk storage; as regards the rest, the milk is retailed as produced. Periodical visits are made to these premises. On the whole they are kept in a very satisfactory condition. In five instances it was found necessary to serve notices for certain defects. Two farms are being overhauled in the near future and new shippens are being provided.

The milkshops are visited quarterly. In eight instances it was necessary to caution the occupiers as to the evasion of the orders relating to the cleanly storage of the milk.

One dealer's license was issued under The Milk (Special Designation) Order 1923, for the sale of "Certified" Milk.

Meat Inspection.

During the year the work of inspection of meat and other foods has been considerably increased through the Public Health (Meat) Regulations 1924, coming into force. At a meeting of the local branch of the Butchers' Association an arrangement was entered into whereby the usual times of slaughter at each slaughterhouse were given and tabulated, and if slaughtering was carried out at other times, notice of alteration of time should be given. This arrangement has been a very successful one as the butchers have endeavoured to adhere to it. The principal slaughtering is done on Sunday, Monday, Tuesday and Wednesday in each week. There are twelve slaughterhouses in which 23 butchers are licensed to slaughter. On an average 50 cattle, 120 sheep and 50 pigs are slaughtered weekly.

During the year the following meat has been found affected with tuberculosis :—

1. Liver and other abdominal organs and small patch on chest walls of a cow—weight destroyed, 170 lbs.
2. Lungs, pleura, &c.,—weight destroyed, 114 lbs.
3. Lungs and other organs—weight 60 lbs.
4. Lungs and parts of forequarters—weight 290 lbs.
5. Ribs, abdominal walls and organs. Buttocks and shoulders only passed for food.

Also several "flukey" livers. Heart and lungs affected with traumatic pericarditis. One jaundiced pig and 2 livers of other pigs slightly affected. Weight 50 lbs. Frozen beef and mutton unsound owing to hot weather 75 lbs. One box of finnon haddock. All diseased meat was sent to the Destructor Works.

Seven pigs were slaughtered on unlicensed premises. All were found sound and in good condition.

The following articles of food were inspected at the premises of wholesale grocers and were removed for incineration:—2 tins of boiled beef, 4 of corned beef, 12 of tongue, 11 of boiled mutton, 35 of condensed milk and 45 miscellaneous tins of fruit, salmon and lobster.

There are 38 butcher's shops, 9 fish shops, 14 tripe shops and 134 shops and premises in which bacon, ham and other meat foods are exposed for sale and which have to be inspected from time to time. The total number of inspections since Regulations came into force is 1668.

Twelve notices relating to drainage, cleanliness and no proper protection of meat from dust have been served during the year.

There are four premises in which tripe boiling is carried out, all of which are kept in a very satisfactory condition.

Inspection of Factories and Workshops.

There are 82 factories, 60 workshops and 45 bakehouses within the Borough. Several workshops have now installed mechanical power and have thus become factories. At regular intervals workshops and bakehouses are inspected. The attention of the occupiers has been drawn in 13 instances to certain defects or irregularities observed.

The following tabulated summary shows work done during the year:—

	Inspections	Written Notices	Prosecutions
Factories	30	1	—
Workshops and Workplaces	168	12	—
	<hr/>	<hr/>	
Total	198	13	--

DEFECTS FOUND IN FACTORIES AND WORKSHOPS.

Nuisances under the Public Health Acts—

	Defects found	Defects remedied	Referred to H.M. Inspector	No. of Prosecutions
Want of Cleanliness	9	9	—	—
Other nuisances	2	—	—	—
Sanitary accommodation—				
" " unsuitable or defective	2	1	—	—
	<hr/>	<hr/>		
Total	13	10	—	—

Smoke Observations.

The observations of smoke emitted from the chimneys belonging to mills and other factories within the Borough taken during the year are 50. The principal causes of these nuisances are probably due either to careless stoking or the use of inferior or dirty coal. Other influences may be defective draught or too little boiler power; the latter condition usually obtains where the business carried on demands more steam than can be properly raised by the furnace or furnaces that are being worked.

The number of minutes allowed per hour for black smoke is 10. This appears to be a liberal limit when compared with other towns; it was exceeded in 9 instances, as given below :—

	Dense	Mod- erate	None.
J. Hargreaves (C. & S.) Ld., Paper Mill	13	43	4
Staley Mill Co. Ld., Millbrook	20	31	9
Buckley and Newton, Mottram Road	16	17	27
G. Cheetham & Sons (1920) Ld., Bankwood Mills	12	25	23
Robt. Platt Ld., Quarry Street Mills	16	32	12
J. Hargreaves (C. & S.) Ld., Paper Mill	11	36	13
Aqueduct Mills Co. Ld.	13	20	27
S. H. M. & D. Tramways No.1 Chimney	32	28	...
Robt. Platt Ld., Quarry Street Mills	11	39	10

The figures for the past five years are as follows :—

	1921	1922	1923	1924	1925
No. taken	28	61	28	34	50
No. exceeded	1	11	3	10	9

Disinfection.

There have been 122 premises, including the elementary schools, representing 268 rooms and 102 class rooms, disinfected by fumigation with formalide or sulphur candles, and declared free from infection. In the case of the schools, when closed, quantities of Izal have been supplied to the school cleaners for disinfecting purposes. The number of articles removed from infected houses to the disinfecting station and subjected to steam disinfection are enumerated as follows :—No. of Beds and Mattresses, 24; Pillows and Bolsters, 58; Blankets, 40; Quilts, and Miscellaneous Articles 75.

In connection with the outbreak of Small Pox in the earlier part of the year the bathrooms were used on four occasions

and 36 persons bathed whilst their wearing apparel was being disinfected. On one occasion five persons had to be conveyed to the Ashton Disinfecting Station in connection with the outbreak owing to there being no available steam.

Seven books issued from the Public Library were destroyed.

Canal Boats Report.

All boats plying on the canal which have been seen during the year have been "day" boats carrying no certificates because the cabins were not used for sleeping purposes.

Contagious Diseases (Animals) Inspections.

An outbreak of Foot and Mouth Disease which occurred at the latter end of the year caused the Borough to be again under restrictions for the movement of farm stocks. A large part of the county was included in a special Order which was still in force at the year end. Under the Order 369 licenses were issued and countersigned. The issuing of licenses under this Order, the inspection of cattle moved and the subsequent observation of animals under detention required a considerable amount of time. 541 licenses were issued under the Importation of Animals Act 1922 and 58 licenses issued under Swine Fever (Regulation of Movement) Order. A suspected case of Swine Fever was reported to the Ministry of Agriculture. After a P. M. examination by a Veterinary Inspector, it was stated that cause of death was Swine Erysipelas. Carcase was removed for destruction.

The Tuberculosis Order of 1925 came into operation in September last. Only one case has been dealt with—a cow at Green Farm, which was examined by Mr. J. Hall, M.R.C.V.S., and found to be suffering from tuberculosis emaciation. The owner decided to have the animal slaughtered himself which prevented any further procedure in the case.

Legal action was taken against G. Kemp, Carrbrook, for removing pigs under 28 days detention without further license. He was fined 20/-.

House Refuse Removal.

Two Ford "Tonners" and two horses and carts are employed in refuse collection. By a curious coincidence the number of loads sent to destructor and tips is equal to that of last year,

but owing to the destructor being closed down rather longer at the time of flue-cleaning for repairs, a greater quantity of household refuse has had to be sent to the tips. It was hoped that the weight of refuse dealt with could have been given in this report, but owing to the weighing machine having been put out of action by a local carrier the refuse could not be weighed for about four months of the year. The quantity of refuse sent to the tips (not weighed) for the past five years is represented in the number of loads :—

1921	1922	1923	1924	1925
—	—	—	—	—
1920	1579	1223	1489	1632

The quantity disposed of at the Destructor is :—

1921	1922	1923	1924	1925
—	—	—	—	—
5707	5678	5903	5475	5332

One gratifying result of the continued conversion to the water carriage system is the reduction in weight of the refuse collected. There are now 3,058 bins as compared with 2,407 at the end of 1920. This system however requires a longer time in collecting owing to the greater number of receptacles and the lighter type of refuse contained in the bins.

The following table shows the return of the number of ashbins, privy middens, and dry pits which have received attention during the year.

Ashbins.	Middens.	Dry pits.	Loads.
158871 ..	1040 ..	1574 ..	7080

The loads were disposed of as follows :—

Destructor 5332.	Tip 1632.	Sewer 116.
------------------	-----------	------------

The number of privy middens, dry ashpits and ashbins is shown below in each Ward, the refuse from which is removed by this Department.

	Privy Middens	Dry Ashpits.	Ashbins.
Lancashire Ward....	49	73	881
Stayley Ward	125	208	1283
Dukinfield Ward....	90	85	679
Millbrook Ward	47	64	215
	<hr/> 311	<hr/> 430	<hr/> 3058

It will be seen from the above table that during the past five years the privy middens have been reduced from 668 to 311.

It is hoped that in the next four or five years, at the present rate of reduction, that this type of refuse receptacle will cease to exist within the Borough.

The following table shows the accommodation at the Factories, Workshops, Schools, and Churches (inclusive).

T.W.Cs.	W.W.Cs.	Privies.	Pails.
1026	16	7	10

I am,

Yours obediently,

W. J. BRADBURY.

Public Health Staff.

Medical Officer of Health—part time.

Sanitary Inspector, who also acts as Meat Inspector and Inspector under the Contagious Diseases (Animals) Act.

Assistant in Sanitary Inspector's Office.

Housing.

Number of new houses erected during the year —

(a) Total	14
(b) As part of a municipal housing scheme	None.

Unfit Dwelling Houses.

Inspection—(1) Total number of dwelling-houses inspected for housing defects (under Public Health of Housing Acts) ... 363

(2) Number of dwelling-houses which were inspected and recorded under the Housing (Inspection of District) Regulations, 1910 ... 300

(3) Number of dwelling-houses found to be in a state so dangerous or injurious to health as to be unfit for human habitation ... —

(4) Number of dwelling-houses (exclusive of those referred to under the preceding sub-heading) found not to be in all respects reasonably fit for human habitation ... 104

Remedy of Defects without Service of Formal Notice—

Number of defective dwelling-houses rendered fit in consequence of informal action by the Local Authority or their Officers ... 49

Several properties have received attention in part.

Action under Statutory Powers—

A—Proceedings under section 28 of the Housing, Town Planning, &c. Act, 1919.	} None
(1) Number of dwelling-houses in respect of which notices were served requiring repairs.	
(2) Number of dwelling-houses which were rendered fit:— (a) by owners. (b) by Local Authority in default of owners.	} None
(3) Number of dwelling-houses in respect of which Closing Orders became operative in pursuance of declaration by owners of intention to close.	
B—Proceedings under Public Health Acts.	
(1) Number of dwelling-houses in respect of which notices were served requiring defects to be remedied	
(2) Number of dwelling-houses in which defects were remedied:— (a) by owners. (b) by Local Authority in default of owners.	
C—Proceedings under sections 17 and 18 of the Housing, Town Planning, &c. Act, 1909.	} No statutory
(1) Number of representations made with a view to the making of Closing Orders.	} action
(2) Number of dwelling-houses in respect of which Closing Orders were made.	} taken.
(3) Number of dwelling-houses in respect of which Closing Order were determined, the dwelling-houses having been rendered fit.	
(4) Number of dwelling-houses in respect of which Demolition Orders were made.	
(5) Number of dwelling-houses demolished in pursuance of Demolition Orders.	



NUMBER OF DEATHS.

FOR THE YEAR 1925

Causes of Death.

Enteric Fever	1
Small Pox	0
Measles	0
Scarlet Fever	1
Whooping Cough	3
Diphtheria	1
Influenza	5
Encephalitis Lethargica	1
Meningococcal Meningitis	2
Tuberculosis of Respiratory System	25
Other Tuberculous Diseases	2
Cancer, Malignant Disease	40
Rheumatic Fever	1
Diabetes	1
Cerebral Hæmorrhage, &c.	27
Heart Disease	38
Arterio-Sclerosis	7
Bronchitis	50
Pneumonia (all forms)	24
Other Respiratory Diseases	6
Ulcer of Stomach or Duodenum	1
Diarrhœa, &c. (under 2 years)	7
Appendicitis and Typhlitis	0
Cirrhosis of Liver	4
Acute and Chronic Nephritis	10
Puerperal Sepsis	0
Other Accidents and Diseases of Pregnancy and Parturition	1
Congenital Debility and Malformation, Premature Birth	16
Suicide	1
Other Deaths from Violence	9
Other Defined Diseases	73
Diseases, ill-defined or unknown	1
All causes	359

Ages at which Death occurred.

Under 1 year of age	35
1 and under 2 years of age	10
2 " 5 "	5
5 " 15 "	5
15 " 25 "	13
25 " 45 "	36
45 " 65 "	111
65 " 75 "	87
75 and upwards	57
Total	359

Deaths.

Male	183
Female	176
Total	359

Births.

Male	202
Female.. .. .	201
	403
Total	403

Deaths in Different Wards.

Lancashire Ward	83
Stayley Ward	120
Dukinfield Ward.. .. .	110
Millbrook Ward	46
	359
Total	359
Estimated Population as given by R.G... .. .	25,140



REGISTRAR GENERAL'S RETURN
FOR YEAR 1925.

Causes of Death.	M.	F.
ALL CAUSES	182	176
Enteric Fever	—	1
Scarlet Fever	1	—
Whooping Cough	3	—
Diphtheria	1	—
Influenza	3	2
Encephalitis Lethargica	1	—
Tuberculosis of Respiratory System	17	7
Other Tuberculous Diseases	2	0
Cancer, Malignant Disease	21	20
Rheumatic Fever	1	1
Diabetes	—	2
Cerebral Hæmorrhage, &c.	11	14
Heart Disease	22	26
Arterio-sclerosis	5	4
Bronchitis.. .. .	20	23
Pneumonia (all forms)	17	11
Other Respiratory Diseases	4	4
Ulcer of Stomach or Duodenum.. .. .	2	1
Diarrhœa, &c. (under 2 years)	4	4
Cirrhosis of Liver	5	—
Acute and Chronic Nephritis	4	7
Other Accidents and Diseases of Pregnancy and Parturition	—	1
Congenital Debility and Malformation, Premature Birth	13	5
Suicide	1	—
Other Deaths from Violence.. .. .	5	4
Other Defined Diseases.. .. .	19	39
Deaths of Infants under 1 year	22	13
{ Total	22	13
{ Illegitimate	1	—
TOTAL BIRTHS.. .. .	202	201
Legitimate	193	191
Illegitimate	9	10
POPULATION	25,140	—

The following table will show the number of deaths in each year from the seven chief zymotic diseases, as well as the various Death-rates for the past ten years, and also the deaths of children under 1 year of age to 1000 births registered:

	1916	1917	1918	1919	1920	1921	1922	1923	1924	1925
Smallpox	0	0	0	0	0	0	0	0	0	0
Measles	0	10	0	2	8	1	3	0	19	0
Scarlet fever	0	0	0	1	0	2	0	0	0	1
Diphtheria and Membranous Croup	4	4	7	5	0	1	2	0	1	1
Whooping Cough	6	0	9	1	7	1	2	1	0	3
Fevers of con- tinued character { Typhus..... Enteric..... Doubtful	0	0	0	0	0	0	0	0	0	0
Diarrhoea and dysentery	0	0	0	0	1	1	1	0	0	1
Diarrhoea and dysentery	3	2	3	7	3	12	0	6	2	7
Deaths from the 7 chief zymotic diseases	13	16	20	16	19	18	8	7	22	13
Deaths from other causes	395	357	457	455	362	405	380	377	361	346
Totals for each year due to the Borough	408	373	477	471	381	423	388	384	383	359
Death-rate from the 7 zymotic diseases per 1000	0.53	0.68	0.86	0.6	0.7	0.66	0.3	0.27	0.85	0.52
Death-rate from all other causes per 1000	16.09	1.742	19.7	17.4	13.36	15.74	14.68	14.69	14.15	13.76
General death-rate per 1000	16.52	15.4	20.56	18.0	14.06	16.4	14.98	14.96	15.0	14.28
Deaths of children under 1 year of age to 1000 births registered	109	128.5	143.5	126	117	115	80	110.5	102	86.8

TABLE I.

NAME OF DISTRICT, STALYBRIDGE.

YEAR	Populati'n estimated to Middle of each Year	BIRTHS		DEATHS UNDER ONE YEAR OF AGE.		DEATHS AT ALL AGES. TOTAL		DEATHS IN PUBLIC INSTITU- TIONS †
		Number	Rate*	Num- ber	Rate per 1000 Births registe'd	Number	Rate*	
1915	26905	549	20.37	81	147.5	491	18.2	93
1916	24533	440	17.9	48	109	408	16.62	84
1917	23500	365	14.3	47	128.5	373	15.4	77
1918	23200	404	15.84	58	143.5	477	20.56	81
1919	26062	428	15.76	54	126	471	18.0	99
1920	27099	573	21.15	67	117	381	14.06	80
1921	25760	547	21.23	63	115	423	16.4	96
1922	25900	460	17.76	37	80	388	14.98	78
1923	25670	416	16.2	46	110.5	384	14.96	95
1924	25400	421	16.5	43	102	383	15.0	115
1925	25140	403	16.0	35	86.8	359	14.28	104

*Rates calculated per 1,000 of estimated population.

† Deaths in this column are all apportioned to the Districts in which they lived before removal.

TABLE II.
NAME OF DISTRICT, STALYBRIDGE.

CASES OF INFECTIOUS DISEASE NOTIFIED DURING THE YEAR 1925.

Notifiable Disease	Cases Notified in whole District.								Total Cases Notified in each Locality.				Total Cases Removed to Hospital.
	At all Ages.	Under 1.	1 to 5	5 to 15	15 to 25	25 to 45	45 to 65	65 and up-wards	Lancashire Ward	Stayley Ward	Dukinfield Ward	Millbrook Ward	
Smallpox.....	7	0	0	2	2	2	1	0	3	2	2	0	7
Diphtheria.....	7	2	3	1	1	0	0	0	0	5	1	1	..
Erysipelas.....	8	0	0	0	4	3	1	0	0	4	3	1	..
Scarlet Fever.....	73	0	14	47	9	1	2	0	19	24	26	4	2
Enteric Fever.....	6	0	0	1	0	0	5	0	2	3	1	0	0
Puerperal Fever....	0	0	0	0	0	0	0	0	0	0	0	0	0
Pulmonary Tuberculosis.....	23	0	0	1	4	9	5	4	4	8	9	2	..
Other forms of Tuberculosis...	9	0	0	4	2	2	0	1	3	2	4	0	..
Ophthalmia Neonat.	5	5	0	0	0	0	0	0	2	1	2	0	..
Totals...	138	7	17	56	22	17	14	5	33	49	48	8	9

ISOLATION HOSPITAL—JOINT BOARD'S SMALLPOX HOSPITAL. HOSPITAL—BOROUGH HOSPITAL, ASHTON-UNDER-LYNE.

TABLE III.
NAME OF DISTRICT, STALYBRIDGE.

CAUSES OF, AND AGES AT, DEATH DURING THE YEAR 1925.

CAUSE OF DEATH.	Nett Deaths at the Subjoined Ages of "Residents" whether occurring within or without the District.										Total Deaths whether of "Residents" or "Non-Residents" in Institutions in the District.
	All Ages	Under 1	1 to 2	2 to 5	5 to 15	15 to 25	25 to 45	45 to 65	65 to 75	75 upwards	
ALL CAUSES.	359	35	10	5	13	36	111	87	57	104	
Certified	0	0	0	0	0	0	0	0	0	0	
Uncertified											
Enteric Fever	1	0	0	0	0	1	0	0	0	0	
Scarlet Fever	1	0	0	0	1	0	0	0	0	0	
Whooping Cough	3	0	1	2	0	0	0	0	0	0	
Diphtheria	1	1	0	0	0	0	0	0	0	0	
Influenza	5	0	0	0	0	1	3	0	1	0	
Encephalitis Lethargica	1	0	0	0	1	0	0	0	0	1	
Meningitis	2	1	0	0	1	0	0	0	0	1	
Tuberculosis of respiratory syst'm	25	0	0	0	4	7	10	3	1	12	
Other Tuberculous Diseases	2	0	0	0	1	0	0	0	0	0	
Cancer	40	0	0	0	0	6	18	10	6	18	
Rheumatic Fever	1	0	0	0	0	0	1	0	0	1	
Diabetes	1	0	0	0	0	0	1	0	0	1	
Cerebral Hæmorrhage	27	1	0	0	1	1	11	10	3	6	
Heart Disease	38	0	0	1	2	3	12	16	4	15	
Arterio sclerosis	7	0	0	0	0	0	3	3	1	0	
Bronchitis	50	6	1	1	0	1	12	15	14	3	
Pneumonia	24	2	4	1	0	1	9	4	3	4	
Other Respiratory diseases	6	0	0	0	0	1	3	2	0	0	
Ulcer of Stomach	2	0	0	0	0	2	0	0	0	2	
Diarrhoea &c. (under 2 years)	7	6	1	0	0	0	0	0	0	0	
Cirrhosis of Liver	4	0	0	0	0	0	2	1	1	3	
Acute and Chronic Nephritis	10	0	0	0	0	2	4	4	0	2	
Other Accidents and Diseases of Pregnancy and Parturition	1	0	0	0	0	1	0	0	0	1	
Congenital Debility & Malformation, including Premature Birth	16	15	1	0	0	0	0	0	0	3	
Suicide	1	0	0	0	0	1	0	0	0	0	
Other Deaths from Violence	9	0	0	1	0	1	4	2	0	3	
Other Defined Diseases	73	3	2	0	1	7	17	17	23	28	
Causes ill-defined or unknown	1	0	0	0	0	0	1	0	0	0	
TOTAL	359	35	10	5	13	36	111	87	57	104	

TABLE IV.

NAME OF DISTRICT, STALYBRIDGE
INFANTILE MORTALITY DURING THE YEAR 1925.

Deaths from stated Causes in Weeks and Months under One Year of Age.

CAUSE OF DEATH.	Under 1	1-2 Weeks	2-3 Weeks	3-4 Weeks	Total under	1-3 Months	3-6 Months	6-9 Months	9-12 Months	Total Deaths under One Year.
	Week	Weeks	Weeks	Weeks	1 Month	Months	Months	Months	Months	
ALL CAUSES.										
Certified	7	5	3	2	17	3	5	4	6	35
Uncertified	0	0	0	0	0	0	0	0	0	0
Diphtheria	0	0	0	0	0	0	0	0	1	1
Convulsions	0	0	0	0	0	0	1	0	1	2
Diarrhoea	0	0	0	0	0	1	1	2	2	6
Bronchitis	0	0	0	0	0	2	2	1	1	6
Pneumonia (all forms)	0	0	0	0	0	0	0	1	1	2
Premature Birth	2	2	0	2	6	0	0	0	0	6
Atrophy, Debility and Marasmus	1	1	3	0	5	0	1	0	0	6
Congenital defects	2	1	0	0	3	0	0	0	0	3
Other Causes	2	1	0	0	3	0	0	0	0	3
	7	5	3	2	17	3	5	4	6	35

Nett Births in the year :—Legitimate 384 ; Illegitimate 19.

Nett Deaths in the year :—Legitimate Infants 35 ; Illegitimate infants 1.

CHESHIRE COUNTY COUNCIL.

GENERAL ORDER OF LOCAL GOVERNMENT BOARD

(MEDICAL OFFICER OF HEALTH AND INSPECTORS OF NUISANCES)

DECEMBER 13th, 1910.

Tabular Statement of Inspector of Nuisances for the Year ended Dec. 31st, 1925.

A. Number and Nature of Inspections Made.	Number.	B Number of Notices served		C Result of Service of Notices.			
		Statutory	Informal.	Notice com- plied with.	Remaining in hand.	Prosecutions.	
						Instituted.	Pending.
1. Dwelling Houses (general inspections)	650	..	104	49	55
2. Cellar Dwellings
3. Back-to-Back Houses
4. Tents, Vans, Sheds, &c.	72	..	28	10	18
5. Courts, Yards, Passages.	848	36	244	66	178	3	1
6. Privy-Middens, Earth or Pail Closets.	4
7. Cesspools	608	..	194	130	64
8. House Drainage	10
9. Ditches, Watercourses, &c.	15	..	6	5	1
10. Offensive Accumulations	20	..	2	2
11. The keeping of Animals (P.H.A., 1875, S. 91 (3))	16
12. Offensive Trades	640	..	1	1
13. Slaughterhouses (Private)	25
14. Piggeries	30
15. (a) Dairies	36	..	11	2	9
(b) Cowsheds	131	..	8	6	2
(c) Milkshops	30	..	3	2	1
16. (a) Factories	69	..	4	2	2
(b) Workshops and Workplaces	97	..	6	6
17. Bakehouses (Overground)	2
" (Underground)
18. Common Lodging Houses
19. Houses let in Lodgings	50	..	10	10
20. Smoke Observations
21. Canal Boats	349	..	32	19	13
22. Infectious Disease Inquiries and Revisits	1668	..	12	11	1
23. Meat Regulations	537	..	215	175	40
24. Miscellaneous
Totals.....	5907	36	880	496	384	3	1

