

**[Report 1954] / Medical Officer of Health, Spalding U.D.C.**

**Contributors**

Spalding (England). Urban District Council.

**Publication/Creation**

1954

**Persistent URL**

<https://wellcomecollection.org/works/nm93eqpe>

**License and attribution**

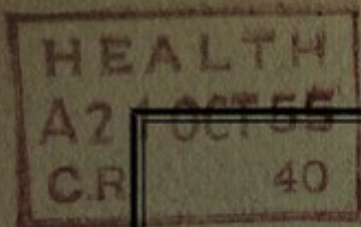
You have permission to make copies of this work under a Creative Commons, Attribution license.

This licence permits unrestricted use, distribution, and reproduction in any medium, provided the original author and source are credited. See the Legal Code for further information.

Image source should be attributed as specified in the full catalogue record. If no source is given the image should be attributed to Wellcome Collection.




Wellcome Collection  
183 Euston Road  
London NW1 2BE UK  
T +44 (0)20 7611 8722  
E [library@wellcomecollection.org](mailto:library@wellcomecollection.org)  
<https://wellcomecollection.org>



*Library*


Spalding  
Urban District Council

---



REPORT  
of the  
Medical Officer of Health  
to the  
Spalding Urban District  
for the  
Year 1954





SPALDING URBAN DISTRICT COUNCIL

---

With the Compliments of the  
Medical Officer of Health

Health Department,  
Short Street,  
Spalding.

Spalding,  
Spokane  
Health Department

Medical Officer of Health  
With the Compliments of the

---

SPALDING COUNTY DISTRICT COUNCIL



# **SPALDING URBAN DISTRICT COUNCIL**

CHAIRMAN : Mr. Bertie Baxter, J.P.

VICE-CHAIRMAN : Mr. F. J. Stagles

## **MEMBERS OF THE COUNCIL**

Mr. F. C. Bratley, J.P.

Mr. G. W. Chatterton

Miss M. H. Edwards

Mr. D. Frost, J.P.

Mr. E. Fisher

Mr. D. A. Hall

Mrs. A. L. Munson

Mr. F. H. Munson

Mr. H. J. Nightingale

Mr. C. H. Peck

Mr. W. A. Start

Mr. J. C. Rayner

Mr. E. W. Dryden

## **MEMBERS OF PUBLIC HEALTH COMMITTEE**

CHAIRMAN : Mr. J. C. Rayner.

Mr. D. Frost, J.P.

Mr. E. Fisher

Mr. D. A. Hall

Mrs. A. L. Munson

Mr. W. A. Start.

Mr. E. W. Dryden.

The Chairman and Vice-Chairman of the Council are  
ex-officio Members

## **STAFF OF THE HEALTH DEPARTMENT**

### **MEDICAL OFFICER OF HEALTH**

R. Miller, M.B., B.Ch., D.P.H.

### **CHIEF SANITARY INSPECTOR**

L. A. Gornall, F.I.A.S., M.R.S.I.

### **ASSISTANT SANITARY INSPECTOR**

R. H. Grainger, A.R.S.I.



Spalding Urban District Council,  
Spalding.

**ANNUAL REPORT OF THE MEDICAL OFFICER OF  
HEALTH FOR THE YEAR 1954.**

**To the Chairman and Members of  
The Spalding Urban District Council.**

Mr. Chairman, Madam, and Gentlemen,

I present herewith the Annual Report in respect of the year 1954, in accordance with the instructions of the Ministry of Health. I succeeded Dr. Munro in April, 1954, and, consequently, this is my first report regarding a period during which I held office.

At the Public Health Committee Meeting held on 20th May, 1955, following the completion of my first year as your Medical Officer of Health, I read my informal observations to you on your position as a Local Sanitary Authority.

I emphasised that my report was not intended as a criticism of the work of your Surveyor. Your Surveyor is responsible for planning, siting, and supervising the erection of all Council buildings and houses, for the maintenance and extension of your sewerage system, for the immediate control of your refuse collection service, for the cesspool and vault closet service, for the general supervision and direction of a direct labour force of about 60 men, for repairs and improvements to Council buildings and dwellings, for inspection and reports relating to Improvement Grants, for work in respect of, and reports to the Housing and Highway Committee, etc., etc. I pointed out that, if my recommendations were accepted, all these duties would, subject to the Council's pleasure, remain with the Surveyor.

Your Additional Sanitary Inspector carries out all the duties of meat inspection at the four slaughter houses in the District. He does not hold the certificate of competence for the inspection of meat and other foods, although he has completed the course.

In my opinion, the needs of this District can best be served by the appointment of a full-time Senior Sanitary Inspector, and he, together with one Additional Sanitary Inspector to comprise the staff. Your Surveyor merits congratulations, not criticism, on his work, and I trust that only the obvious conclusions will be drawn from this report.

It is to be hoped that the Council will find it possible to reconsider its decision, that no action be taken, as passed at its Meeting in July, 1955.

I am, Madam and Gentlemen,

Your obedient Servant,

RAYMOND MILLER,

Medical Officer of Health.

## STATISTICS AND SOCIAL CONDITIONS OF THE AREA

The Area of the District is ..... 7,825 acres

The Resident Population (1951 census) ..... 14,439

The Registrar General's estimated mid-year Home  
Population figure (used in the calculation of Birth and  
Death Rates) ..... 14,500

Rateable Value ..... £81,076

Sum represented by 1d. rate ..... £323 13s. 11.71

The Number of inhabited houses ..... 4,629



## EXTRACTS FROM VITAL STATISTICS

### Live Births.

	Male	Female	Total
Legitimate ... ..	102	109	211
Illegitimate ... ..	9	3	12
	<hr/>	<hr/>	<hr/>
Total Live Births ...	111	112	223
	<hr/>	<hr/>	<hr/>

Live birth rate per 1,000 estimated population 16.16.

This figure is the corrected figure allowing for the age and sex composition of the population to secure comparability between local birth rates, the comparability factor for this district being ... .. 1.01

### Still Births.

	Male	Female	Total
Legitimate ... ..	1	3	4
Illegitimate ... ..	0	1	1
	<hr/>	<hr/>	<hr/>
Total Still Births ...	1	4	5
	<hr/>	<hr/>	<hr/>

Still Birth rate per 1,000 (Live & Still) Births ... 21.008

### Deaths.

	Male	Female	Total
Deaths from all causes ... ..	104	127	231
Death rate per 1,000 estimated population .....			13.69

This figure has been adjusted for transfers in and out of the district and using the comparability factor of 0.86 supplied by the Registrar General, has been corrected to allow for the age and sex composition of the population in order to secure comparability between local death rates.

### Deaths from :—

	Male	Female	Total
Cancer ... ..	10	14	24
Whooping Cough ... ..	0	0	0
Measles ... ..	0	0	0
Gastritis, enteritis and diarrhoea ... ..	0	0	0

### Maternal Mortality.

Deaths from pregnancy, childbirth and abortion ... Nil.

### Infantile Mortality.

#### Deaths of Infants under 1 year of age.

	Male	Female	Total
Legitimate ... ..	0	3	3
Illegitimate ... ..	0	0	0
Total	0	3	3

#### Death Rates of Infants under 1 year of age.

All Infants per 1,000 live births ... ..	12.87
Legitimate Infants per 1,000 legitimate births ...	14.21
Illegitimate Infants per 1,000 illegitimate births .	Nil.

#### Deaths of Infants under 4 weeks of age.

	Male	Female	Total
Legitimate ... ..	0	2	2
Illegitimate ... ..	0	0	0
Total	0	2	2

#### Death Rates of Infants under 4 weeks of age.

All Infants per 1,000 live births ... ..	8.58
Legitimate Infants per 1,000 legitimate births ...	9.95
Illegitimate Infants per 1,000 illegitimate births .	Nil.

#### Comments on Vital Statistics.

	S.U.D.C.	England & Wales
Birth Rate (Live Births) ... ..	16.16	15.2
Death Rate (All causes) ... ..	13.69	11.3
Death Rate of Infants under 1 year ...	13.00	25.5

#### Comments.

The vital statistics reveal no cause for undue alarm regarding the health of the district. The Death Rate compares unfavourably with the country as a whole, but this may possibly be explained by the fact that institutions for the sick and the aged are maintained in Spalding.



# NUMBERS OF DEATHS FROM PARTICULAR CAUSES IN SPALDING URBAN DISTRICT IN 1954

	Male	Female	Total
Tuberculosis, respiratory ... ..	2	0	2
Tuberculosis, other forms ... ..	1	0	1
Syphilitic disease ... ..	0	0	0
Diphtheria ... ..	0	0	0
Whooping Cough ... ..	0	0	0
Meningococcal Infections ... ..	0	0	0
Acute Poliomyelitis ... ..	0	0	0
Measles ... ..	0	0	0
Other infective and parasitic diseases	0	0	0
Malignant neoplasm, stomach ... ..	3	4	7
Malignant neoplasm, lung, bronchus	0	1	1
Malignant neoplasm, breast ... ..	0	1	1
Malignant neoplasm, uterus ... ..	0	2	2
Other malignant and lymphatic neo- plasms ... ..	7	6	13
Leukaemia, aleukaemia ... ..	0	0	0
Diabetes ... ..	0	2	2
Vascular lesions of nervous system	16	20	36
Coronary disease, angina ... ..	12	6	18
Hypertension with heart disease ...	1	1	2
Other heart disease ... ..	27	14	41
Other circulatory disease ... ..	11	34	45
Influenza ... ..	0	0	0
Pneumonia ... ..	2	1	3
Bronchitis ... ..	5	1	6
Other diseases of respiratory system ...	1	0	1
Ulcer of stomach and duodenum ...	2	0	2
Gastritis, enteritis and diarrhoea ...	0	0	0
Nephritis and nephrosis ... ..	0	1	1
Hyperplasia of prostate ... ..	1	0	1
Pregnancy, childbirth, abortion ...	0	0	0
Congenital malformation ... ..	0	1	1
Other defined and ill-defined diseases	12	31	43
Motor vehicle accidents ... ..	0	0	0
All other accidents ... ..	1	1	2
Suicide ... ..	0	0	0
Homicide and operations of war ...	0	0	0
Total	104	127	231

## PREVALENCE OF, AND CONTROL OVER, INFECTIOUS AND OTHER DISEASES

Excluding cases of Tuberculosis, which are dealt with separately, 40 cases of infectious diseases were notified during the year.

Infectious Disease	No. of Cases
Scarlet Fever ... ..	1
Whooping Cough ... ..	13
Measles ... ..	20
Pneumonia ... ..	6
Meningococcal Infection ... ..	0
Food Poisoning ... ..	0
Puerperal Pyrexia ... ..	0
Diphtheria ... ..	0
Total : ... ..	40

## ANALYSIS OF INFECTIOUS DISEASES UNDER AGE GROUPS

	Age Group in Years							Total
	Under 1 year	1-2	3-4	5-9	10-14 .....	15-24	Over 25 Not known	
Scarlet Fever ...				1				1
Whooping Cough	2	3	3	5				13
Measles ... ..			1	2	17			20
Pneumonia ...	1					2	3	6

### Diphtheria Immunisation.

No cases of Diphtheria occurred in the district during the year. In 1954, 186 children under 5 years of age and 2 children over 5 years of age received primary immunisation against diphtheria.

A further 325 children between the ages of 5 and 14 years were given a "Booster" or secondary injection.



The figures provided by the County Medical Officer of Health show that :

93.6% of children under 5 years and

79.2% of children aged 5-14 years had been immunised by the end of the year.

Corresponding figures for the County as a whole are : —

Children under 5 years 72.6%.

Children aged 5-14 years 76.99%.

The work is carried out by General Practitioners in their surgeries and in the homes, and by the medical staff of the Holland County Council in the Infant Welfare Centre and in the Schools.

#### **Food Poisoning.**

No cases of food poisoning were notified during the year.

#### **Comments.**

Immunisation against Diphtheria and Whooping Cough is being satisfactorily maintained in the District, and the percentage of children immunised compares favourably with the numbers in the County as a whole.

## TUBERCULOSIS

		M.	F.	Tl.
Cases of Tuberculosis on the Register at 31/12/54.	Pulmonary .. ..	40	36	76
	Non-Pulmonary ..	19	24	43
Cases removed from the Register during 1954.	Pulmonary .. ..	4	0	4
	Non-Pulmonary ..	11	0	1
Cases added to the Register during 1954.	Pulmonary .. ..	3	4	7
	Non-Pulmonary ..	2	2	4

The total number of cases on the Register at 31/12/54 was 119, an increase of 6 on last year's figure of 113.

Eleven cases were added to the Register during the year and 5 cases were removed. Of the 5 removals, 2 were cured, 1 removed to another area, and 2 died.

### Analysis of new cases and deaths during the year.

Age Period	NEW CASES				DEATHS			
	Pulmonary		Non Pulmonary		Pulmonary		Non Pulmonary	
	M.	F.	M.	F.	M.	F.	M.	F.
Under 5 ...	—	—	—	—	1	—	—	—
5—15 ...	—	—	—	—	—	—	—	—
15—25 ...	1	2	1	—	—	—	—	—
25—35 ...	1	1	1	2	1	—	—	—
35—45 ...	—	1	—	—	—	—	—	—
45—55 ...	1	—	—	—	—	—	—	—
55—65 ...	—	—	—	—	—	—	—	—
65 & over ...	—	—	—	—	—	—	—	—
Totals ...	3	4	2	2	2	—	—	—

## COMMENTS

The housing conditions of cases of Tuberculosis are constantly kept under review. Where unsatisfactory and unsuitable conditions have existed, the members of the Council have been most helpful in providing suitable accommodation. Three cases were rehoused during the year.



## GENERAL PROVISIONS OF HEALTH SERVICES FOR THE URBAN DISTRICT

### **(a) Laboratory Facilities.**

These are provided by the Public Health Laboratory of the Medical Research Council at Lincoln and samples of foods, water and specimens for bacteriological examination have been dispatched there.

The Waterworks Department used the facilities provided by the Counties Public Health Laboratories, London, for the chemical and bacteriological examinations of water samples.

### **(b) Ambulance Facilities.**

This service is provided and maintained by the Holland County Council through the County Transport Department, Allan House, Carlton Road, Boston.

### **(c) Home Nursing.**

Home nursing and Home Help services are provided by the County Council.

### **(d) Mortuary Facilities.**

Mortuary facilities are available at the Johnson Hospital, Priory Road, and at the Pinchbeck Road Hospital, Spalding.

### **(e) Clinic and Treatment Services.**

Maternity and Infant Welfare sessions and Ante-natal Clinics are provided by the County Council at the Clinic, Holland Road, Spalding.

Ophthalmological examinations are made by appointment at the Holland Road Clinic. Most of the children are referred to the Eye Specialist from School Medical Examinations or from Infant Welfare Clinics.

Speech Therapy is provided by appointment at Holland Road Clinic. Here again most of the children are referred from School Medical Examinations.

Dental Treatment is given by appointment at Holland Road Clinic.

Ascertainment of the Intelligence Quotient of educationally retarded children is carried out by appointment at Holland Road Clinic, and when necessary, the County Medical Officer, makes arrangements for a special education of the child, or for the care and supervision of the ineducable.

Vaccination against Small Pox, and Immunisation against Diphtheria, and Whooping Cough, are provided at Holland Road Clinic.

**(f) Hospitals.**

The two Hospitals—Johnson Hospital, Priory Road, Spalding, and Pinchbeck Road Hospital, Spalding, in the area are under the control of the Boston Group Management Committee of the Sheffield Regional Hospital Board. Both these hospitals are general practitioner's Hospitals and the various Specialists attend at certain times. Other Hospital facilities available are as under :—

Boston General Hospital	...	...	...	...	...	...	...	Acute General
London Road Hospital	...	...	...	...	...	...	...	Orthopaedic & Acute General
Boston Isolation Hospital	...	...	...	...	...	...	...	Infectious & Chest Diseases
Wyberton West Hospital	...	...	...	...	...	...	...	Medical and Maternity
Woodlands Court, Kirton	...	...	...	...	...	...	...	Aged Sick
Freiston Hall Children's Hospital	...	...	...	...	...	...	...	Sick Children
Physiotherapy Clinic, Holland House	...	...	...	...	...	...	...	Physiotherapy

**(g) National Assistance Act 1948—Section 47.**

No action was taken under this Section during the year.

**National Assistance Act 1948—Section 50.**

Arrangements were made for the burial of 5 men under Section 50 of the above Act. In each case relatives were traceable, but were not liable for their maintenance under Section 42 (1) of the National Assistance Act and were not willing to arrange for the burials.



**SPALDING URBAN DISTRICT COUNCIL**  
**WATERWORKS DEPARTMENT**

Year Ending 31st March, 1955.

Data for Annual Report of the Medical Officer of Health.

**Quantity Supplied.**

An uninterrupted supply of water was maintained throughout the year from the sources at Bourne, not only to Spalding U.D.C. Area but also to the Urban District of Bourne and the Rural Districts of Boston, East Elloe and South Kesteven which are supplied in bulk. The southern end of Boston Borough also receives a supply through Boston R.D.C. The actual quantities supplied were as follows : —

Authority	Estimated Population	Av. Daily Consmpn Gallons	Av. Daily Consmpn. per head: gallons	
			All purposes	Domestic only
Spalding U.D.C. . .	14,500	820,000	56.5	16.48
Bourne U.D.C. ...	5,200	181,000	34.8	*
East Elloe R.D.C.	23,100	606,000	26.3	*
Boston R.D.C. ...	21,146	661,000	26.5	*
South Kesteven R.D.C.	10,000	187,000	18.7	*
	73,946	2,455,000	32.5	—

\* Not known accurately.

Adequate reserves of water are available at Bourne to meet all estimated future requirements.

### Purity of Supply.

Chemical and bacteriological examinations were carried out at quarterly intervals both at the source and as delivered into supply. Typical results are attached hereto.

The results show that the water was at all times of the very highest standard of chemical and bacteriological purity. The water is not plumbo-solvent, nor has there been any form of contamination.

### Developments in Spalding U.D.C. Area.

During the year 120 new services were laid and connected, and 2,250 yards of new distribution main were laid. At the end of the year over 99 per cent. of the total population had a piped supply of water.

P. A. LAMONT,  
M.A., A.M.I.C.E.,  
Engineer and Manager.

Water Engineer's Office,  
Chatterton Tower,  
Winfrey Avenue,  
Spalding.

10th August, 1955.



# SPALDING URBAN DISTRICT COUNCIL.

## WATERWORKS DEPARTMENT

### COPY OF CERTIFICATES OF WATER ANALYSIS

Samples collected on 13th May, 1954, and sent for Analysis to  
to The Counties Public Health Laboratories at 66, Victoria Street,  
LONDON S.W. 1.

Chemical Results in Parts Per Million	No. 1 Bourne Pumping Station	No. 2 Bourne Pumping Station	No. 3 Spalding
	13" Bore	36" Bore	Tap Water
<b>CHEMICAL ANALYSIS</b>			
Appearance .. .. .	Bright with very few min- eral particles Less than 3	Clear & bright	Clear & bright
Turbidity .. .. .	Nil	Nil	Nil
Colour .. .. .	Nil	Nil	Nil
Odour .. .. .	slightly oily	Nil	Nil
Reaction p.h. .. .. .	7.3	7.2	7.3
Electric Conductivity at 20° C.	650	610	640
Total Solids at 180° C. .. .. .	445	420	430
Hardness—Total .. .. .	365	330	345
Hardness—Temporary .. .. .	225	230	230
Hardness—Permanent .. .. .	140	100	115
Free CO <sup>2</sup> .. .. .	16	21	16
Alkalinity as CaCO <sup>3</sup> .. .. .	225	230	230
Chlorine in Chlorides .. .. .	20	20	20
Nitrogen in Nitrates .. .. .	0.0	0.0	0.0
Nitrogen in Nitrites .. .. .	Less than 0.01	Less than 0.01	Less than 0.01
Ammoniacal Nitrogen .. .. .	0.000	0.026	0.000
Albuminoid Nitrogen .. .. .	0.000	0.000	0.000
Oxygen absorbed in 4 hours .. .. .	0.25	0.25	0.25
Residual Chlorine .. .. .	—	—	—
Metals—Iron .. .. .	—	0.08	0.03
Metals—Manganese .. .. .	—	—	—
Metals—Others .. .. .	—	—	—
<b>BACTERIOLOGICAL RESULTS</b>			
Colonies per ml. on Agar			
1 day at 37° C. .. .. .	—	—	—
2 days at 37° C. .. .. .	—	—	—
3 days at 20° C. .. .. .	75	—	45
Presumptive Coliform Reaction			
Present in ..... ml. .. .. .	—	—	—
Absent from ..... ml. .. .. .	100	100	100
Bact. coli.			
Present in ..... ml. .. .. .	—	—	—
Absent from ..... ml. .. .. .	100	100	100
Cl. Welchii Reaction			
Present in ..... ml. .. .. .	—	—	—
Absent from ..... ml. .. .. .	100	100	100

## REMARKS

No. 1—This sample is practically clear and bright in appearance, neutral in reaction and free from iron and other metals. The water is very hard in character though not excessively so, contains no excess of salinity or mineral constituents in solution and it is of the highest standard of organic and bacterial purity.

These results are indicative of a pure and wholesome water suitable for public supply purposes.

---

No. 2—This sample is clear and bright in appearance, neutral in reaction and free from metals apart from a negligible trace of iron. The water is very hard in character though not excessively so, contains no excess of salinity or mineral constituents in solution and it is of the highest standard of organic and bacterial purity.

These results are indicative of a pure and wholesome water suitable for public supply purposes.

---

No. 3—This sample is clear and bright in appearance, neutral in reaction and free from metals apart from a negligible trace of iron. The water is very hard in character though not excessively so, contains no excess of salinity or mineral constituents in solution and it is of the highest standard of organic and bacterial purity.

These results are indicative of a pure and wholesome water suitable for drinking and domestic purposes.

---



The following section of the Annual Report refers particularly to the work of the Sanitary Inspectors.

### Visits.

The following table shows the number of visits made during the year :—

Subject of Visits	Initial Visits	Routine or Revisits
Housing Defects ... ..	48	125
Water Supplies & Water Samples ... ..	3	6
Drainage Nuisances ... ..	21	29
Refuse Nuisances ... ..	9	12
Overcrowding ... ..	4	12
Moveable Dwellings ... ..	10	18
Fried Fish Shops ... ..	2	15
Ice Cream Premises ... ..	2	12
Bakehouses ... ..	1	10
Food Preparing Premises ... ..	3	36
Factories & Workplaces (excluding Food Factories) ... ..	9	39
Verminous Premises ... ..	2	5
Infectious Diseases ... ..	8	8
Disinfection after Infectious Disease ...	4	8
Rats and Mice ... ..	27	—
Housing Act, 1949 ... ..	9	21
Miscellaneous ... ..	15	22
	<hr/> 177	<hr/> 378

### Nuisances.

Eighty-five complaints of housing defects, drainage and refuse nuisances were investigated and informal notices and letters requesting abatement sent to the appropriate persons in each case.

### Housing General.

During the year 6 Demolition Orders and 1 Closing Order were made and the following 5 houses were demolished :—

1. Two houses on which Demolition Orders were made during the year.
2. Three houses on which Demolition Orders had been previously made.

### **Overcrowding.**

During the year 3 statutory cases of overcrowding were relieved.

Overcrowding returns are incomplete and out of date and no accurate figures can be given.

### **New Housing.**

During the year 39 houses and 13 flats and 4 aged persons bungalows were completed on St. Paul's Housing Estate and a further 79 were under construction.

Thirty dwellings were completed by Private Developers and a further 28 were commenced.

### **Moveable Dwellings.**

#### **(a) Dwellings Licensed under Section 269 Public Health Act, 1936.**

Constant surveillance of the district was kept for this class of dwelling and where possible action taken to licence them for a limited period and control sanitary conditions.

During the year 5 new applications were approved, 13 licences renewed and 1 application refused. The overall position with regards to this class of dwelling throughout the District is as under : —

Moveable Dwellings Licensed .....	24
Moveable Dwellings on approved Council Sites .....	62

#### **(b) Sites.**

(i) The layout of the fifth Local Authority Site was completed during the year and provided for 20 Caravan dwellings.

(ii) All five sites provided by the Council are fully occupied and it has been found that the provision of these sites, together with the drainage and essential services afforded, does much to prevent the otherwise indiscriminate siting of caravans throughout the district.

### **Common Lodging Houses.**

All registered Common Lodging Houses were inspected at irregular intervals throughout the year. Extensive improved sanitary and washing facilities were provided at one lodging house. The general standard of these premises continues to be satisfactory.



## DRAINAGE AND SEWERAGE

During the year the undermentioned work was carried out : —

### (a) Closet Accommodation.

Vaults converted and connected to Public Sewer .....	3
Vaults converted and connected to Cesspools .....	2
Cesspools abolished and connected to Public Sewer ...	—

### (b) Sewerage Improvements.

#### (i) Vine Street :

134 yards of old sewer discharging into the river was relaid and connected into the town sewerage system.

#### (ii) Westlode Street :

House drainage to the many properties situated along the river bank and in Westlode Street were investigated. Where drainage was found to be discharging direct into the river or into the old Westlode Surface Water Drain, it was connected to the sewerage system.

### Public Cleansing.

The Department is responsible for the collection of domestic and trade refuse, the emptying of Sanitary pails, privy-vaults, cesspools, street gullies and the disposal of the waste materials.

Brief notes follow on the various sections of the Cleansing Service.

### (a) Refuse Collection and Disposal.

A weekly kerbside refuse collection is given to all domestic premises and a twice weekly collections to food and other business premises in the town.

A similar fortnightly collection service covers the outlying and scattered properties.

Three modern side-loading vehicles are used for this work, and other available transport is employed at peak periods. During the year four notices under Section 75 Public Health Act, 1936, were served upon owners and the notices were complied with in all cases. Disposal of refuse is by incineration and controlled tipping. The incineration plant is a four cell Hennan & Froude and has remained substantially the same for a number of years. The continued increase in the number of houses and the resultant increase in the amount of refuse is now creating some congestion during the summer months at the Disposal Works. The position is relieved by the controlled tipping of all incombustible matter at the pit reserved exclusively for Council refuse.



### (b) Salvage Collection and Disposal.

Salvage is collected at the same time as the refuse. A trailer is attached to each refuse vehicle for this purpose. In addition, special collections are made when quantities and types of material make it necessary.

Details are given below of the values of salvage sold during 1954 : —

Materials	£	s.	d.
Waste Paper ... ..	2295	6	11
Ferrous & Non-ferrous Metals ... ..	749	10	4
Rags and String ... ..	78	1	0
Miscellaneous ... ..	383	16	6
Total :	£3506	14	9

This is equivalent to the product of an eleven penny rate.

### (c) Cesspool and Vault Emptying.

The emptying of cesspools and vaults is carried out with a modern cesspool emptying machine.

A charge of one pound per load is made for this service.

During the year 315 vaults and cesspools were emptied and the contents disposed into the normal sewerage outfalls. The cesspool emptier is also used for emptying street gullies in the Urban Area on behalf of the Highway Authority.

During the year 1,565 street gullies were emptied and cleansed.

### (d) Rain Water Cistern Emptying.

It was found necessary to purchase a portable pump to empty rain water cisterns. The pump was delivered in August, 1954, and 7 cisterns were emptied and cleansed by the end of the year.

## SWIMMING POOL

The Swimming Pool was again used by the local Swimming Pool Committee who encouraged participation by the younger generation. The Education Committee continued to use the pool and swimming instruction was arranged by them for school children from Spalding and District.

Weekly routine samples of the water were taken and submitted for analysis and in all cases the samples were satisfactory.

Daily checks are taken by the Waterworks Department for free-chlorine content and at no time, did reports show, the free chlorine content to have fallen below 1 p.p.m.



## INSPECTION AND SUPERVISION OF FOOD

The Council continued to be a participant in the County of Holland Clean Food Campaign.

No certificates were issued during the year.

Clean Food Certificates have been issued in respect of the following premises :

Butchers and Cooked Meat Shops	...	...	...	7
Grocery Stores	...	...	...	4
Fried and Wet Fish Shops	...	...	...	3
Catering Establishments	...	...	...	4
Bakeries	...	...	...	1

### (a) Milk.

#### 1. Milk Distributors.

8 Milk Distributors are registered with the Council under the Milk and Dairies Regulations, 1949. This represents an increase of 2 on 1953.

#### 2. Designated Milk.

The increase in the sales of bottled, designated milks still continues throughout the district. Raw milk is now only supplied by two retailers.

The major quantity of the milk sold in the area continued to be produced in neighbouring districts and bulk pasteurised and bottled at two dairies in adjoining areas.

The following licences to use special milk designations were issued during 1954 :—

Pasteurised Milk	...	...	...	6
Sterilised Milk	...	...	...	18
Tuberculin Tested (Pasteurised)	...	...	...	1

### (b) Ice Cream.

During the year 2 premises were registered for the sale of ice cream. The sale of unwrapped ice cream is discouraged and it is interesting to note that only four registrations handle the loose product. Details of Register on 31st December, 1954 :—

Licences for Manufacture and Sale	...	...	Nil
Licences for Storage and Sale	...	...	60

**(c) (i) Slaughterhouses and Meat Inspection.**

The resumption of private slaughtering in July created its problems. Because of years of disuse, all the slaughterhouses in the Urban Area were for varying reasons unsatisfactory.

Five applications for licensing were received, four were approved subject to certain works being carried out, and one application was refused.

During the year improved hanging facilities were provided at two slaughterhouses and arrangements have been completed for new drainage and lairage at a third.

**(c) (ii) Carcasses Inspected and Condemned.**

	Cattle excluding Cows	Cows	Calves	Sheep and Lambs	Pigs	Goats
Number killed	494	23	11	947	2002	4
Number inspected	494	23	11	947	2002	4
<u>All Diseases except Tuberculosis</u>						
Whole Carcasses condemned	1	1	2	2	3	—
	}					
Carcasses of which some part or organ was condemned	123		—	22	255	—
	}					
Percentage of the number affected with disease other than tuber- culosis inspected	24.17		18.18	2.3	12.9	—
<u>Tuberculosis Only</u>						
Whole carcasses condemned	2	—	—	—	2	—
	}					
Carcasses of which some part or organ was condemned	44		—	—	6	—
	}					
Percentage of num- ber inspected affected with tuberculosis.	8.9		—	—	3.1	—



(c) (iii) Details of Meats and Offals condemned are contained in the following list : —

Article condemned	Disease or condition
2 Beef Carcases & Offals .....	Generalised tuberculosis.
1 Cow Carcase and Offal .....	General Oedema.
1 Beef Carcase & Offals .....	Septicaemia.
2 Pig Carcases & Offals .....	Generalised tuberculosis.
3 Pig Carcases & Offals .....	Acute Swine erysipilas.
1 Sheep Carcase & Offals .....	Oedema and emaciation.
1 Sheep Carcase & Offals .....	Moribund and unwholesome.
2 Calf Carcases & Offals .....	Immaturity.
4 Part Carcases of Beef .....	Tuberculosis.
1 Part Cow Carcase .....	Tuberculosis.
2 Part Carcases of Beef .....	Injury, fractures, etc.
2 Part Pig Carcases .....	Tuberculosis.
3 Part Pig Carcases .....	Injury, fractures, etc.
1 part Sow Carcase .....	Fracture and local oedema.
3 Pigs Legs .....	Arthritis.
79 lbs. Beef Trimmings .....	Bruising, injury, etc.
26 lbs. Beef Trimmings .....	Abscesses, pleurisy, peritonitis, etc.
50 lbs. Pork Trimmings .....	Urticaria.
38 lbs. Pork Trimmings .....	Bruising, injury, etc.

The following offals were condemned for reasons too numerous to set out in detail:—

75 Beasts' livers	60 Pigs' Heads
16 Part Beasts' livers	128 Pigs' Livers
55 Beasts' lungs	18 Pigs' Plucks
34 Beasts' head and tongues	11 Pigs' Hearts
5 Beasts' Intestines & mesenteries	29 Pigs' Kidneys
10 Beasts' thin skirts	3 Sows' Udders
7 Beasts' thick skirts	1 Sow's Spleen
5 Beasts' spleens	185 Pigs' lungs
1 Beast's tail	25 Pigs' mesenteric fats
1 Cow's udder	29 Pigs' Intestines.
1 Sheep's pluck	
14 Sheeps' livers	
1 Sheep's head	
7 Sheeps' lungs	

### **Cysticercus Bovis.**

The number of beef animals found to be affected with cysts of the tape worm *Taenia Saginata* was 1.

The site affected was the jaw muscles of a heifer carcase.

The carcase was consigned to a deep freeze store where it was kept for a period of 3 weeks to ensure that any other parasites in the carcase were killed.

At the end of the three weeks the carcase was released for human consumption.

**(d) Other Foods Inspection.**

The following foodstuffs, generally in the possession of local tradesmen were found to be unfit for human consumption and were voluntarily surrendered and destroyed. A list is given below : —

- 796 Cans of various Canned Foods.
- 29 Jars Preserves and Pickles.
- 125 Cans Meat and Meat Products.
- 11 Canned Hams.
- 65 lbs. Cheese and Cheese Trimmings.
- 23 Cartons Processed Cheese.
- 9 lbs. Plain Flour—Mites.
- 4½ lbs. Butter—Rancid.
- 12 lbs. Sugar—Dirty.
- 27 lbs. Sausages—Decomposition.
- 10½ lbs. Bacon—Fly blown.

**Byelaws under Section 15, Food & Drugs Act 1938.**

The enforcement of the bye-laws has not created any difficulties, such breaches as have occurred being dealt with by verbal warnings.



## RODENT CONTROL

The control scheme in operation in the district is approved by the Infestation Division of the Ministry of Agriculture and Fisheries and so ranks for grant. One full time Rodent operator is employed on this work.

Only one major infestation was found during the year and treatments were, in the main, in respect of minor infestations. Close liaison has been maintained with the officers of the Ministry of Agriculture and Fisheries and the Holland Agriculture Executive Committee.

The following table shows the amount of work done during the year :—

	Local Autho- rity	Dwell- ing Houses	Agricul- tural	Other Prop- er- ties	Total
Total Number of Properties in the District	9	4629	226	350	5216
No. of Properties Inspected	—	55	2	18	75
Following complaints otherwise	6	424	4	27	455
No. of Properties found to be infested with rats	—	—	1	—	1
Major	3	149	2	23	177
Minor	—	—	—	—	—
No. of Properties found to be infested with mice	—	4	—	2	6
No. of infested properties treated	3	153	3	25	184
No. of Notices served under Sec. 4 of the Act	—	—	—	—	—
No. of cases in which work was carried out in default	—	—	—	—	—
Legal Proceedings	—	—	—	—	—
No. of " Block " Control schemes carried out	—	39	1	—	—

## FACTORIES ACTS 1937 AND 1948

During the year the undermentioned work was done in respect of factories :—

### 1. Inspections for purposes of provisions as to Health

Premises	No. on Register	Number of		
		Inspections	Written Notices	Occupiers prosecuted
1. Factories in which Sections 1, 2, 3, 4 and 6 are enforced by Local Authorities.	15	9	2	—
2. Factories not included in 1 in which Section 7 is enforced by Local Authority.	98	25	4	—
3. Other premises in which Section 7 is enforced by Local Authorities.	8	5	—	—

### 2. Cases in which defects were found

No. of cases in which defects were found

	Found	Remedied	Referred to H.M. Inspector	By H.M. Inspector	Precautions
Want of Cleanliness (Sec. 1)	5	5	—	2	—
Ineffective drainage of Floors (Sec. 6)	1	1	—	1	—
Sanitary Conveniences (Sec. 7)					
(a) Insufficient	1	1	—	—	—
(b) Unsuitable or defective	1	3	—	4	—
(c) Not separate for sexes	—	—	—	—	—
Other offences against the Act	—	3	2	—	13
Total	8	13	2	7	13



THE UNIVERSITY OF CHICAGO  
LIBRARY

THE UNIVERSITY OF CHICAGO  
LIBRARY

THE UNIVERSITY OF CHICAGO  
LIBRARY

THE UNIVERSITY OF CHICAGO  
LIBRARY

THE UNIVERSITY OF CHICAGO  
LIBRARY

THE UNIVERSITY OF CHICAGO  
LIBRARY

THE UNIVERSITY OF CHICAGO  
LIBRARY

THE UNIVERSITY OF CHICAGO  
LIBRARY

THE UNIVERSITY OF CHICAGO  
LIBRARY





