

**[Report 1968] / Medical Officer of Health, Sowerby Bridge U.D.C.**

**Contributors**

Sowerby Bridge (England). Urban District Council.

**Publication/Creation**

1968

**Persistent URL**

<https://wellcomecollection.org/works/jmyw23u4>

**License and attribution**

You have permission to make copies of this work under a Creative Commons, Attribution license.

This licence permits unrestricted use, distribution, and reproduction in any medium, provided the original author and source are credited. See the Legal Code for further information.

Image source should be attributed as specified in the full catalogue record. If no source is given the image should be attributed to Wellcome Collection.



Wellcome Collection  
183 Euston Road  
London NW1 2BE UK  
T +44 (0)20 7611 8722  
E [library@wellcomecollection.org](mailto:library@wellcomecollection.org)  
<https://wellcomecollection.org>

11  
SOWERBY BRIDGE  
Urban District Council

---

---

# Annual REPORT

of the

**MEDICAL OFFICER OF HEALTH**  
(N. E. GORDON, M.B., B.Ch., D.P.H.)

and the

**CHIEF PUBLIC HEALTH INSPECTOR**  
(Wm. E. FOSTER, A.M.I.P.H.E., M.P.H.I.A.)

for the year

1968

---


---





# SOWERBY BRIDGE

## Urban District Council



Coun. Mrs. E. Bagshaw

\* G.A. Bentley, J.P.

\* C.F. Beverley

\* A. Crabtree

\* W. Crossfield, J.P.

\* G.F. Dyer

\* H. Flower

\* Mrs. E.H. Giffney

\* L.A. Giffney

Coun. F. Hayworth

\* J.M. Holder

# Annual REPORT

of the

**MEDICAL OFFICER OF HEALTH**  
(N. E. GORDON, M.B., B.Ch., D.P.H.)

\* S. Pinner

\* E. Pellingall

\* E. Pille

\* A.S. Peckridge

\* Mrs. D. Wood

PUBLIC HEALTH COMMITTEE

Members of the Committee:

and the

Coun. T.H. Langbottom (Chairman)

Mrs. E. Pellingall (Vice-Chairman)

**CHIEF PUBLIC HEALTH INSPECTOR**  
(Wm. E. FOSTER, A.M.I.P.H.E., M.P.H.I.A.)

\* G. Grashaw, C.C.

\* E. Hill

\* J.M. Holder

\* A. Pellingall

for the year

# 1968



Digitized by the Internet Archive  
in 2018 with funding from  
Wellcome Library

<https://archive.org/details/b30121565>

URBAN DISTRICT OF SOWERBY BRIDGE

1968-69

Chairman of the Council:

Councillor C. GRENSHAW, C.C.

Vice-Chairman of the Council:

Councillor W.F. TURNER, J.P.

Members of the Council:

Coun. Mrs. E. Bagshaw

" G.A. Benbow, J.P.

" C.F. Beverley

" A. Crabtree

" W. Crossfield, J.P.

" G.P. Dyson

" H. Fleming

" Mrs. E.M. Godfrey

" L.E. Godfrey

" A.G. Greenwood

" Mrs. E. Hellowell

Coun. F. Heyworth

" J.M. Holder

" C. Holt

" T.H. Longbottom

" J.M. Norcross

" G. Parker

" S. Parker

" A. Pettengell

" E. Pitts

" R.S. Swatridge

" Mrs. D. Wood

PUBLIC HEALTH COMMITTEE

Members of the Health Committee:

Coun. T.H. Longbottom (Chairman)

" Mrs. E. Hellowell (Vice-Chairman)

" H. Fleming

" Mrs. E.M. Godfrey

" C. Grenshaw, C.C.

" C. Holt

" J.M. Norcross

" A. Pettengell

PUBLIC HEALTH STAFF

Sowerby Bridge U.D.C.

Medical Officer of Health:

NORMAN E. GORDON, M.B., B.Ch., D.P.H.

Deputy Medical Officer of Health:

S.F. SCHOFIELD, M.B., Ch.B., D.P.H., D.C.H. (commenced 1.7.68)

Chief Public Health Inspector:

W.E. FOSTER, A.M.I.P.H.E., M.P.H.I.A.

Additional Public Health Inspectors:

P. NELLIS, M.R.S.H., M.P.H.I.A.

P. HOPKINSON, M.P.H.I.A.

J.J. HOYLE (Student)

Technical Assistant:

H. HILEY

Clerical Staff:

Miss B. GARSIDE

Miss D. CRAVEN

---

West Riding County Council

Preventive Medical Services: Health Division 19

Staff with duties in the Sowerby Bridge District:-

Divisional Medical Officer:

As above (M.O.H.)

Senior Departmental Medical Officer:

As above (Deputy M.O.H.)

Departmental Medical Officer, and Medical Officer to Sowerby Bridge  
Maternity and Child Welfare Clinic:

\* W.C. McKERR, M.B., B.Ch., B.A.O.

School Dental Officer:

Miss J. ROTHERA, L.D.S.

Divisional Nursing Officer:

\* C.J. BARKER, S.R.N., S.C.M., H.V. Cert., Queen's Nurse

Health Visitors:

M. SOUTHWELL, S.R.N., S.C.M., H.V. Cert.

\* M. HOLDSWORTH, S.R.N., S.C.M., Q.D.N., H.V. Cert.

E. RAMSAY, S.R.N., H.V. Cert., Queen's Nurse

S.M. GRAYSON, S.R.N., H.V. Cert. (commenced 1.7.68)

Tuberculosis Health Visitor:

\* B.G. NICHOLL, S.R.N.

Mental Welfare Officer:

\* R. ALLEN, R.N.M.S.

Midwives:

\* A.B. HOBSON, S.R.N., S.C.M., Queen's Nurse

\* I. MUSGROVE, S.C.M.

Home Nurses:

A. HOWARTH, S.R.N., S.C.M., Queen's Nurse

A. KLEINDIENST, S.R.N., R.F.N., Queen's Nurse

\* K. BOTTOMLEY, S.R.N., Queen's Nurse

\* H. MASH, S.R.N., Queen's Nurse

\* M. LINGARD, S.R.N. (Relief Home Nurse for whole Divisional Area)

\* Also have duties in other parts of this Division.

Clerical Staff:-

Senior Divisional Clerk:

H. MARSHALL, A.C.I.S., A.R.S.H.

Deputy Senior Divisional Clerk:

Miss J. SUTCLIFFE (retired 5.5.68)



Clerks:

- Miss P. JACKSON (retired 8.4.68)
- Mrs. M. REDFERN
- Miss M.J. CROWTHER
- Miss S.M. HORSFALL
- Mrs. A. DUFFIELD (nee Fielden)
- Mrs. S.E. MAYNARD (resigned 29.2.68)
- Miss K. GILL
- K.G. HOLLAND
- Miss J. MARSHALL (resigned 21.6.68)
- Mrs. L.F. CLARKE (commenced 11.3.68)
- Mrs. M. CRIDGE (commenced 9.4.68)
- Miss L. NOBLE (commenced 29.7.68)
- Mrs. J. SANDERSON (commenced 4.12.68)

Halifax Area Hospitals Management Committee

Consultant Staff

Chest Physician:

BERTRAM MANN, B.Sc., M.D., D.P.H.

Ear, Nose and Throat Surgeon:

W.M.S. IRONSIDE, M.B., Ch.B., F.R.C.S. (Edin.), F.A.C.C.P.

Ophthalmic Surgeon:

S.B. DAVIES, L.R.C.P., L.R.C.S., D.O.

Orthopaedic Surgeon:

G. HYMAN, M.B., F.R.C.S.

December, 1969.

To the Chairman and Members of the Council

Mr. Chairman, Ladies and Gentlemen,

I have the honour to present the twenty-second Annual Report since the inception of the scheme of Divisional Health Administration.

Under the Divisional Health Scheme, your Medical Officer of Health is also Divisional Medical Officer for the West Riding County Council's local health services, and with the amalgamation of the former Todmorden and Brighouse Divisions, he now has similar functions and responsibilities in respect of the other seven districts in the enlarged division, which includes all the County area served by the Halifax Hospitals.

In 1968 there were 333 live births, and the birth rate was 19.9 per thousand. These figures are considerably higher than those for 1967 and, in fact, this birth rate is the highest since 1947. The death rate was 14.2, which is very similar to that in previous years, but is rather higher than the figure for the rest of the country.

There has been an alteration in the classification of causes of death, so it is not possible to give a direct comparison with previous years. There has, however, been little change in the principal causes of death, heart disease and cancer again accounting for the greatest numbers.

The regulations regarding the notification of infectious diseases were amended during 1968, first when infective jaundice was made notifiable in June, and then in October the Public Health (Infectious Diseases) Regulations, 1968, made some further additions and changes. The most prevalent infection notified was measles, of which there were 22 cases early in the year. An intensive vaccination campaign was started in April, and a total of 1,922 susceptible children were vaccinated in this Health Division.

Once again I am able to report that only 2 cases of tuberculosis were notified during the year, and there have only been 9 cases in the past four years. This is a remarkable improvement, when one considers that ten years ago I was receiving an average of 14 notifications a year, and fifteen years ago 30 cases were found each year. Many factors have contributed towards this improvement, such as new drugs, the Mass Radiography Service and the availability of hospital beds; but equally important is the higher standard of living now enjoyed by most of the community, and especially the eradication of the worst of our substandard houses. The Council has always been most co-operative in allocating houses to cases with medical priority, and this policy has played a significant role in the control and prevention of tuberculosis.

Last year I reported that preliminary discussions had taken place on a proposal to establish a Health Centre in the grounds of the present Clinic in Sowerby Bridge. Further discussions have taken place with the doctors in the town, and with the County Architect, and a plan has now been drawn up which is being submitted to the Department of Health and Social Security for approval.

Negotiations are also taking place to enable us to establish a smaller clinic to serve the Luddendenfoot area.

The services provided for old people in the district continue to develop. 8 wardens are now employed, 5 of whom supervise old people on Council estates, and the other 3 visit selected cases in private houses in various parts of the town. The Meals on Wheels scheme and the Luncheon Club, organised by the Old People's Welfare Committee, continued to function and were very much appreciated. The chiropody scheme, which is now operated by the County Council, arranged for 480 patients to receive 1,984 treatments in the clinics, and a further 238 patients who were unable to attend, received 940 treatments at home.

The Public Health Department has continued to advise, to inspect and to sample, in order to ensure that the regulations are observed in respect of food hygiene and the sale of pure milk. Brucella organisms have been found in milk samples on 5 occasions during the year; 3 of these were from local farmers, and a total of 11 cows were found to be infected. The farmers concerned were most co-operative in identifying and isolating these animals, and it was not necessary to serve any notices requiring them to submit their milk to heat treatment.

Routine sampling of private water supplies again showed that many were subject to pollution, and in some cases there was the additional hazard of lead. The Council is very anxious to extend the public water mains to supply as many properties as possible. 4 schemes have now been passed, and are awaiting approval for a grant. This, when completed, will make mains water available to a further 199 houses and will only leave the most remote parts of the district on private water supplies.

In 1968 the Council agreed to some further clearance of unfit properties. During the year 123 houses were represented, and 170 were demolished, making a total of 1,171 cleared since the programme commenced in 1959. It is the policy of the Council to encourage the improvement of older properties where this is possible, and this year 82 such improvements were completed with grant aid. It is becoming increasingly important to ensure that improved houses are not affected by neighbouring properties which may be neglected, and legislation has now been drawn up which will permit the Council to take steps to ensure that whole blocks, and indeed whole areas, are brought up to an acceptable standard.

In conclusion, I wish to thank the Members of the Council for their consideration, patience and co-operation, and to thank Mr. Foster, Public Health Inspector, for his kindness and efforts to give me the sanitary circumstances of the area, and indeed to all your Officials with whom I made contacts, personal and official.

I am,

Yours faithfully,

N.E. GORDON, M.B., B.Ch., D.P.H.

Medical Officer of Health.

## SECTION I

Vital StatisticsSTATISTICS

Area .. .. .	5,763
Population, Registrar-General's estimate of	
Resident Population, mid-1968 .. .. .	16,700
Population (Census, 1961) .. .. .	17,350
Number of dwellinghouses .. .. .	6,725
Rateable Value (1.4.68) .. .. .	£ 398,694
Estimated Product of a Penny Rate (year 1968-69) .. .. .	£ 1,530

## Summary of Vital Statistics

	Total	M	F		
Live Births	333	165	168	Birth Rate per 1,000 population:	19.9
Still Births	4	2	2	Rate per 1,000 total (live & still) births:	11.9
Total Live & Still Births	337	167	170		
Deaths of Infants				infant mortality rate per 1,000 live births:	
Under 1 year (total)	9	7	2	total	26.7
Under 1 year (legitimate)	8	7	1	legitimate	24.0
Under 1 year (illegitimate)	1	-	1	illegitimate (per 1,000 illegitimate live births)	27.0
Under 4 weeks	7	7	-	Neo-natal mortality rate	21.0
Under 1 week	5	5	-	Early neo-natal mortality rate	15.0
Illegitimate Live Births	37	20	17	Percentage of total live births:	11.1
Maternal Deaths (associated with pregnancy or child-birth)	-	-	-	Maternal Mortality Rate per 1,000 live and still births:	Nil
All Deaths	237	104	133	Death Rate per 1,000 population:	14.2

CAUSES OF DEATH IN SOWERBY BRIDGE U.D.

1968

M      F

B 18	Other Infective and Parasitic Diseases	..	..	..	..	..	..	..	..	-	1
B 19 (1)	Malignant Neoplasm - Stomach	..	..	..	..	..	..	..	..	4	5
B 19 (2)	Malignant Neoplasm - Lung Bronchus	..	..	..	..	..	..	..	..	6	2
B 19 (3)	Malignant Neoplasm - Breast	..	..	..	..	..	..	..	..	-	5
B 19 (4)	Malignant Neoplasm - Uterus	..	..	..	..	..	..	..	..	-	2
B 19 (5)	Leukaemia	..	..	..	..	..	..	..	..	-	2
B 19 (6)	Other Malignant Neoplasms, etc.	..	..	..	..	..	..	..	..	10	14
B 20	Benign and Unspecified Neoplasms	..	..	..	..	..	..	..	..	1	-
B 46 (3)	Mental Disorders	..	..	..	..	..	..	..	..	-	1
B 46 (4)	Other Diseases of Nervous System, etc.	..	..	..	..	..	..	..	..	-	1
B 26	Chronic Rheumatic Heart Disease	..	..	..	..	..	..	..	..	-	2
B 27	Hypertensive Disease	..	..	..	..	..	..	..	..	2	2
B 28	ischaemic Heart Disease	..	..	..	..	..	..	..	..	25	45
B 29	Other forms of Heart Disease	..	..	..	..	..	..	..	..	6	11
B 30	Cerebrovascular Disease	..	..	..	..	..	..	..	..	9	16
B 46 (5)	Other Diseases of Circulatory System	..	..	..	..	..	..	..	..	3	4
B 32	Pneumonia	..	..	..	..	..	..	..	..	9	8
B 33 (1)	Bronchitis and Emphysema	..	..	..	..	..	..	..	..	9	1
B 33 (2)	Asthma	..	..	..	..	..	..	..	..	-	1
B 46 (6)	Other Diseases of Respiratory System	..	..	..	..	..	..	..	..	2	-
B 34	Peptic Ulcer	..	..	..	..	..	..	..	..	1	-
B 46 (7)	Other Diseases of Digestive System	..	..	..	..	..	..	..	..	-	2
B 38	Nephritis and Nephrosis	..	..	..	..	..	..	..	..	-	1
B 39	Hyperplasia of Prostate	..	..	..	..	..	..	..	..	1	-
B 46 (8)	Other Diseases, Genito-Urinary System	..	..	..	..	..	..	..	..	2	1
B 46 (9)	Diseases of Skin, Subcutaneous Tissue	..	..	..	..	..	..	..	..	-	1
B 42	Congenital Anomalies	..	..	..	..	..	..	..	..	2	1
B 43	Birth Injury, Difficult Labour, etc.	..	..	..	..	..	..	..	..	2	-
B 44	Other Causes of Perinatal Mortality	..	..	..	..	..	..	..	..	2	-
BE 47	Motor Vehicle Accidents	..	..	..	..	..	..	..	..	4	1
BE 48	All Other Accidents	..	..	..	..	..	..	..	..	2	2
BE 49	Suicide and Self-Inflicted Injuries	..	..	..	..	..	..	..	..	2	1

---

104      133

---

Principal Vital Statistics for the year 1968

Based on Registrar General's Figures

	Sowerby Bridge U.D.	Rippon- den U.D.	Hebden Royd U.D.	Hepton R.D.	Todmor- den M.B.	Aggregate W. Riding U.D.	W.Riding Admin. County	England and Wales (Provisional Figures)
<b>BIRTH RATE:-</b> (per 1,000 estimated population) .. ..	19.9	15.0	15.0	8.7	15.8	17.5	17.6	16.9
<b>DEATH RATES:-</b> All per 1,000 estimated home population)								
All Causes .. ..	14.2	15.0	18.0	9.5	15.2	12.3	11.6	11.9
Tuberculosis of respiratory system .. ..	-	-	0.11	-	0.13	0.03	0.03	0.03
Other forms of tuberculosis .. ..	-	-	-	-	-	0.02	0.01	0.01
Cancer .. ..	2.99	3.24	2.83	2.24	2.66	2.25	2.14	2.32
Vascular lesions of nervous system .. ..	1.50	1.62	3.51	1.12	2.09	1.89	1.76	+
Heart and circulatory diseases * .. ..	5.99	6.07	7.69	3.64	6.27	4.64	4.34	+
Respiratory Diseases:- ** (excluding tuberculosis of respiratory system)	1.80	2.02	2.38	1.68	1.84	1.74	1.66	+
<b>INFANT MORTALITY:-</b> (Deaths under one year per 1,000 live births)	27.0	54.1	22.6	-	36.1	19.7	18.5	18.3
<b>MATERNAL MORTALITY:-</b> (Deaths of mothers associated with pregnancy or childbirth, per 1,000 live and still births)	-	-	-	-	-	0.09	0.09	0.24

\* Combined death rate from heart disease and other diseases of the circulatory system.

\*\* Combined death rate from influenza, pneumonia, bronchitis and other respiratory diseases, excluding tuberculosis of the respiratory system.

+ + Figures not available.

## SECTION II

### GENERAL PROVISION OF HEALTH SERVICES

#### (A) Hospitals

There is no hospital in Sowerby Bridge. Patients requiring hospital treatment are referred as a rule to hospitals under the administration of the Halifax Area Hospitals Management Committee (National Health Service). Included in this group are the Halifax General Hospital, Royal Halifax Infirmary, St. John's Hospital (for the aged and chronic sick), Northowram Hall Hospital for Infectious Diseases, Todmorden Fielden Hospital and Todmorden Stansfield View Hospital (for mentally subnormal patients).

Maternity beds are available at the Halifax General Hospital. Priority in booking is given to abnormal cases, mothers expecting their first child, and mothers with unsatisfactory home conditions.

Special hospitals (e.g. Mental Hospitals, special Orthopaedic Hospitals, Tuberculosis Sanatoria, etc.) outside the Halifax area are available when required; they are situated in various parts of the so-called "Leeds Hospitals Region" which in fact extends into all three Ridings.

#### (B) Ambulance Service

The County Ambulance Service covers this district through the Group Control at Birkenshaw and the Divisional Depot at Brighouse, and may be contacted by telephone - Bradford 682211, or Halifax 62191. Arrangements also exist with the Halifax County Borough Health Department for the use of their ambulances for the transfer of patients to and from the hospitals in Halifax.

#### (C) Laboratory Facilities

These are provided by the Public Health Laboratory Services, at laboratories in Wakefield and Bradford, and by the Regional Blood Transfusion Service at Leeds. There are also facilities for the examination of clinical specimens, including cervical smears, at the Royal Halifax Infirmary.

#### (D) Issue of Anti-Toxin, etc.

Supplies of diphtheria and tetanus anti-toxin are available at the Northowram Hall Hospital and the Royal Halifax Infirmary for issue to medical practitioners requiring them. By arrangement with the Regional Hospital Board, supplies of tetanus anti-toxin are also kept at the Divisional Health Office, The Medical Centre, Todmorden, for the use of local medical practitioners in the Division.

A supply of re-agents for diphtheria and whooping cough immunisation is also available free of charge to private practitioners who have undertaken to participate in the West Riding County Council's scheme of immunisation. Poliomyelitis and measles vaccines are also issued, in accordance with the approved arrangements.

W.R.C.C. PREVENTIVE HEALTH SERVICES

(A) Clinics and Treatment Centres

Infant Welfare:

Allan House, Sowerby Bridge	Tuesdays	} 2 p.m. to 4 p.m.
The Civic Centre, Luddenden Foot	Thursdays	
	Fridays	

Ante-Natal and Post-Natal:

Allan House, Sowerby Bridge	Mondays
-----------------------------	---------

Cervical Cytology:

Allan House, Sowerby Bridge	By appointment
-----------------------------	----------------

Chiropody (for Pensioners, etc.):

Allan House, Sowerby Bridge	} By appointment
The Civic Centre, Luddenden Foot	

Dental Clinic:

Allan House, Sowerby Bridge	By appointment
-----------------------------	----------------

School Clinics:

Allan House, Sowerby Bridge	} As required
(a) Ophthalmic	
(b) Ear, Nose and Throat	

Smallpox Vaccination:

Diphtheria Immunisation:

Tetanus Immunisation:

Whooping Cough Immunisation:

Poliomyelitis Vaccination:

Measles Vaccination:

Allan House, Sowerby Bridge  
 The Civic Centre, Luddenden Foot  
 At any Clinic Session, by arrangement with Medical Officer.



(B) Care of Mothers and Young Children

Sowerby Bridge and Luddenden Foot Ante-Natal Clinics:

Number of expectant mothers attending during the year .. .. .	102
Total number of attendances .. .. .	644

Child Welfare Clinics:

Total number of children who attended during the year .. .. .	767
Total number of attendances .. .. .	2,019

Home Visiting of Infants:

Total number of live births to Sowerby Bridge mothers .. .. .	333
Number of first visits to children under 1 year .. .. .	290
Total number of first visits to children aged 1-2 years .. .. .	233
Total number of first visits to children aged 2-5 years .. .. .	557

Provision of Welfare Foods, etc.:

National dried milk, cod liver oil, orange juice, etc., are distributed at the Centres, and a variety of brands of dried milk and other infant foods are also sold at the Child Welfare Centres for the convenience of mothers.

Care of Premature Infants:

Special equipment and nursing staff is available for use in the home in cases requiring them. Portable incubators are available at both the Halifax and Brighthouse Ambulance Stations, should it be necessary to transfer a premature infant to hospital.

Provision of Maternity Outfits:

These are provided free to mothers preparing for confinement in their own homes.

(C) Professional Nursing in the Home

The County Council are responsible for the home nursing and midwifery services in Sowerby Bridge. There were five full-time Home Nurses and two full-time Midwives employed in 1968. Three of the Home Nurses and two of the Midwives, however, did not work wholly in the Sowerby Bridge area, also having duties in other parts of the Divisional area.

Midwifery Service:

Number of home confinements .. .. .	78
Number of hospital confinements .. .. .	256

The Sowerby Bridge midwives are trained in the administration of both trilene and gas and air analgesia, and are provided with the necessary equipment. Analgesia is available to all mothers desiring it, subject to satisfactory medical examination by a doctor.

(D) Health Visiting

The duties of the Health Visitor are combined with those of School Nurse. In pursuance of the National Health Service Act the scope of this service includes home visiting for the purpose of giving advice as to the care of children, and persons (including adults) suffering from illness, and of expectant and nursing mothers. The Health Visitor also gives advice in the home as to measures necessary to prevent the spread of infection.

(E) Home Helps

The recruitment of suitable women to be Home Helps again proved to be difficult. During 1968, 151 cases were attended by Home Helps as compared with 124 cases the previous year, and the total number of hours worked was 15,324.

In accordance with the National Health Service Act, the County Council provides domestic help for households "where such help is required owing to the presence of any person who is ill, lying-in, an expectant mother, mentally defective, aged, or a child not over compulsory school age."

All the 151 cases for which Home Helps were provided in 1968 were chronic sick.

(F) Care and After Care

Special provisions are in operation for the care and after care of patients suffering from tuberculosis, mental illness or subnormality, venereal disease, and other illness.

Tuberculosis

A full-time tuberculosis health visitor is employed in the Division. She attends the chest clinic at the Halifax Royal Infirmary, and has helped to forge a valuable link with the hospital services. She is also responsible for visiting patients at home and helps to trace and supervise their contacts. In 1968, visits were paid to 128 households in the Division.

Mental Health Service in Division 19 in 1968

(a) Mental Illness

Number of patients in the Division referred to Mental Welfare

Officers .. .. .	304
Number admitted to hospital under the Mental Health Act, 1959, Section 5 (voluntary admission) .. .. .	95
Number admitted to hospital under the Mental Health Act, 1959, Section 25, for observation .. .. .	6
Number admitted to hospital under the Mental Health Act, 1959, Section 26, for treatment .. .. .	2
Number admitted to hospital under the Mental Health Act, 1959, Section 29 (emergency admission) .. .. .	22

(a) Mental Illness (continued)

Number admitted to hospital under the Mental Health Act, 1959, Section 60 (from Court) .. .. .	-
Number of visits made to mentally ill patients .. .. .	2,236

(b) Care of Subnormal Patients

Number of patients attending day training centres .. .. .	28
Number awaiting places in training centres .. .. .	-
Number of patients in hospitals .. .. .	70
Number awaiting admission to hospital .. .. .	-
Number admitted to hospital for short stay care in 1968 .. .. .	7
Number receiving care from the local health authority .. .. .	73
Number of visits paid to subnormal cases .. .. .	426

(G) School Health Service

Number of schools in district .. .. .	17
Number of children in attendance at school at end of 1968 .. .. .	2,966
Number of children examined at school during 1968 .. .. .	871
this figure being made up as follows:-	
Routine examination .. .. .	353
Re-examination .. .. .	518
Number of children referred for treatment .. .. .	28

(H) Immunisation and Vaccination

In accordance with the National Health Service Act, immunisation against diphtheria, whooping cough and tetanus, and vaccination against smallpox, poliomyelitis and measles, may be done either at the clinic or by the family doctor.

Diphtheria immunisation

Number of children in Sowerby Bridge who had completed a full course of Diphtheria Immunisation, 1968

Age at 31.12.68 i.e. born in year	0-1 1968	1 1967	2 1966	3 1965	4 1964	5 1963	6 1962	7 1961	8 1960	9 1959	10-14 1954-58	Total
Completed Primary Injections 1968	66	109	3	4	1	-	-	-	-	-	-	183

Children born in the years:-	1964-67	1959-63	1954-58	Total
Number who received a re-inforcing injection during the year 1968	3	122	-	125

(ii) Immunisation in relation to child population

Number of children in Sowerby Bridge who had completed a full course of Diphtheria Immunisation at any time to 31.12.68

Age at 31.12.68 i.e. born in year	Under 1 1968	1 1967	2 1966	3 1965	4 1964	5 to 9 1959-63	10 to 14 1954-58	Total under 15
Number immunised	66	198	202	181	209	1,055	1,197	3,108

Whooping Cough Immunisation

Number of children in Sowerby Bridge who completed a full course of Whooping Cough Immunisation, 1968

Age at 31.12.68 i.e. born in year	Under 1 year 1968	1 year 1967	2 years 1966	3 years 1965	4 years 1964	Over 4 years	Total
Number immunised	66	108	3	4	1	-	182

(ii) Immunisation in relation to child population

Number of children at 31st December 1968, who had completed a course of immunisation at any time before that date.

Age at 31.12.68 i.e. born in year	Under 1 1968	1 1967	2 1966	3 1965	4 1964	5 - 9 1959-63	10 - 14 1954-58	Total
Number immunised	66	196	199	177	206	989	698	2,531

During the year there were 3 notified cases of Whooping Cough.

Vaccination against Smallpox, 1968

During 1968, vaccinations against Smallpox were notified as follows:-

Age at date of vaccination	Under 1	1 year	2-4 years	5-15 years	Total
Number vaccinated	3	56	41	11	111
Number re-vaccinated	-	-	3	1	4

The West Riding County Council does not request records in respect of persons over 16 years of age.

SECTION IV

INFECTIOUS DISEASES

Summary of Notifications received in year 1968

Disease	Total cases notified
Scarlet Fever .. .. .	2
Whooping Cough .. .. .	3
Acute Poliomyelitis .. .. .	-
Measles .. .. .	22
Diphtheria .. .. .	-
Dysentery .. .. .	3
Meningococcal infection .. .. .	-
Acute Pneumonia .. .. .	-
Smallpox .. .. .	-
Acute Encephalitis .. .. .	-

Disease	Total cases notified
Enteric or Typhoid Fever .. .. .	-
Paratyphoid Fevers .. .. .	-
Erysipelas .. .. .	-
Food Poisoning .. .. .	-
Puerperal Pyrexia .. .. .	-
Ophthalmic Neonatorum .. .. .	-
Infective Jaundice .. .. .	3
Pulmonary Tuberculosis .. .. .	2
Other forms of Tuberculosis .. .. .	-

35

Tuberculosis

The following table gives at a glance the position regarding tuberculosis  
in Sowerby Bridge in 1968

	Respiratory			Non-Respiratory			Totals
	M	F	Total	M	F	Total	
Number on Register on 1st January 1968 .. .. .	37	14	51	2	2	4	55
Number first notified during 1968 .. .. .	2	-	2	-	-	-	2
Number of cases restored to Register .. .. .	-	-	-	-	-	-	-
Number of cases added to Register other than by notification .. .. .	2	-	2	-	-	-	2
Number removed from Register during 1968:-							
(a) Died .. .. .	1	1	2	-	-	-	2
(b) Removed from district .. .. .	1	1	2	-	-	-	2
(c) Recovered .. .. .	4	1	5	-	1	1	6
Number remaining on Register, 31.12.68	35	11	46	2	1	3	49

REPORT

of the

CHIEF PUBLIC HEALTH INSPECTOR

For the year ending 31st December 1968

---

To the Chairman and Members of the Sowerby Bridge Urban District Council

Mr. Chairman, Ladies and Gentlemen,

I have pleasure in presenting to you my Annual Report on (a) the sanitary conditions of the area, (b) the housing conditions including overcrowding, (c) the inspection and supervision of food, for the year ending 31st December 1968, and for the cleansing services for the financial year ending 31st March 1969.

The Report, as in the past, sets out the various sections of the work of the Department, together with statistics and observations where necessary.

The Department has again shown progress in all fields of environmental health, for which it is responsible, and this can be clearly seen in the various sections of the report. There are, however, certain features which I consider worthy of note.

The number of houses relying on private water supplies has, during the year been further reduced and is now down to only 8.8% of the total; and 3 of the larger private supplies have been surveyed and are now before the Ministry.

The sanitary conditions have been further improved, and although we still have approximately 87 pails still in the district, 27 of these should be either converted or dealt with in clearance during the coming year.

The housing programme has continued at a satisfactory rate, 7 further areas being declared, involving some 123 houses.

2 further Smoke Control Areas have been confirmed, with a further area now before the Ministry.

Housing is one of the most important duties of the Department, and yet it is one of the most unenviable tasks to be undertaken. So many of the ratepayers welcome the opportunity of having a house with all modern conveniences in which to bring up a family and others, especially the elderly, bitterly resent disturbance and this is well understood.

The duty of the Local Authority is, however, quite clear. If the house fails to measure up to the standard of fitness as laid down in the Housing Act then the Authority, through their Officer, clearly have a duty to represent this property. In turn, the owners have a right to

object, and the Ministry eventually decide the outcome through a Public Inquiry. This is not decided by the Local Authority.

This district has faced up to its responsibilities in clearing unfit houses, and whilst it is suggested in some quarters that good houses have been condemned, I have yet to see any reasonably fit house that has been included in clearance by reason of bad arrangement that has not received fair compensation. We must not lose sight of the fact that whilst the Officer has a duty to report fully on the housing standards of the district, it is the Council and not the Officer who makes the final decision for submission to the Ministry.

There is no doubt that there has been a transformation in housing in Sowerby Bridge. So many of the unfit houses and eyesores, such as West End, Chapel Street, properties on the main road in Luddendenfoot, have disappeared and, where possible, in their place pleasant re-developments have emerged; and at Kershaw House a most pleasant estate is taking shape.

Towards the end of the year the Department completed a survey of all houses, and whilst it was considered that further clearance is necessary to complete the whole programme, there is no doubt that under the new legislation many houses could be improved. Opportunities for improvement, through grants, have been with us for quite a long time, and useful progress has been made in this field. Let us hope that with new and improved grants more people will take advantage of these; and where the Authority decide on area improvement, as well they must, if many of the houses are to be useful homes for many years to come, the owners and occupiers will co-operate fully with the Local Authority.

Sowerby Bridge is a typical West Riding town. To many it is perhaps dirty and drab, whilst others hold different views and they consider it no worse, or no better than neighbouring towns. But to many who have returned, one thing has been very noticeable and that is that the district is much cleaner. This is an unmistakeable fact, and the clean air programme has been responsible for this.

Perhaps one of the most significant features has been the fact that in certain parts of the district, noticeably above Allan Park, it has been almost impossible for any vegetation to grow, and now the Parks Superintendent informs me that the area is no longer a problem, and a nurseryman in another part of the town echoes these sentiments. This is indeed a tribute to the Council on their clean air programme.

The Department has been fortunate to retain its entire staff over the year, and this is very important as the successful working of any Public Health Department is dependant upon good team work, and also a wide local knowledge of the general conditions.

May I, in conclusion, thank the Chairman, Councillor T.H. Longbottom, and the Members of the Public Health Committee, for their support and assistance; also the Medical Officer of Health, Dr. N.E. Gordon, for his help in the many complex problems which have arisen from time to time.

My thanks are due to Mr. P. Nellis and Mr. P. Hopkinson, the Additional Public Health Inspectors; Mr. H. Hiley, Technical Officer, who has dealt with the problems under the Clean Air Act; also to the Clerical Staff, Miss B. Garside and Miss D. Craven, who have been responsible for the setting out of reports and the general clerical work of the Department. May I also record my thanks to the Foreman, Mr. F. Croad, and the Employees of the Cleansing Department, who



have carried out the objectionable work of collection and disposal of refuse in such a pleasant manner.

May I record my appreciation and thanks to all the Officials of the Council, who have so kindly co-operated in supplying general information for this report.

I remain, Mr. Chairman, Ladies and Gentlemen,

Yours respectfully,

W.E. FOSTER, A.M.I.P.H.E., M.P.H.I.A.

Chief Public Health Inspector.

SANITARY CIRCUMSTANCES OF THE AREA

WATER SUPPLIES

Public Supply

Public water is supplied to the majority of the district by the Calderdale Water Board, the remainder including parts of Mill Bank, Triangle and Sowerby, being supplied by the Wakefield and District Water Board, by arrangement with the Calderdale Water Board.

The public water supplies have not given rise to any anxiety with regard to bacteriological purity, although the expected complaints have been lodged following any scraping or other repairs to the mains.

The approximate number of houses connected to the public supplies at the end of the year was as follows:-

Calderdale Water Board - Halifax Reservoirs .. .. .	5,944
Wakefield and District - Ripponden Reservoirs .. .. .	184

This total of 6,128 represents approximately 91.2% of the total number of houses in the area.

The following new mains have been laid to serve a total of 32 new houses and flats throughout the district:-

Pollit Fields, Sowerby Bridge .. .. .	111 yds. 4" main
West End, Sowerby Bridge .. .. .	43 yds. 4" main

The following new main has been laid, under the Rural Area Schemes, to serve 5 existing properties:-

The Hollins, Broad Lane, Sowerby .. .. .	82 yds. 4" main
--	-----------------

The Calderdale Water Board are to extend the public supply to cover the following properties as soon as practicable:-

Blackwood Hall, Luddendenfoot .. .. .	90 houses
Towngate, Midgley .. .. .	50 houses
Ivy Houses and Saw Hill, Mill Bank .. .. .	35 houses
Higham and Dob Lane, Steep Lane and Shield Hall, Sowerby	24 houses

Almost without exception, the existing private supplies to the above houses are unsatisfactory and there is no doubt that, from a public health standpoint, the provision of a public water supply will effect a vast improvement.

Private Supplies

As already outlined, there has been one extension of the town's main carried out to serve existing properties, and in addition 14 houses previously on private supplies were connected to nearby mains.

The following table expresses the decline, over 10 years, in the number of houses dependent upon a private water supply:-

Year	No. of Houses on a Private Supply	Percentage of total
1958	1,724	25 %
1959	1,549	23 %
1960	1,387	21 %
1961	1,246	19.5 %
1962	1,230	19 %
1963	1,164	17 %
1964	1,023	14.9 %
1965	869	12.8 %
1966	758	11.2 %
1967	691	9.2 %
1968	596	8.8 %

A regular check is kept of the private supplies, samples being submitted to the Public Health Laboratory at Bradford, the results of which further illustrate the recent decline in the bacteriological purity of these supplies.

However, when the schemes at present in the planning stage are completed, a large proportion of the unfit supplies will be removed, and efforts can then be concentrated on the improvement of the remainder, most of which serve single groups of properties.

During the year, 107 samples of water have been obtained, of which 64 were unsatisfactory. The majority of these samples were obtained from properties where it is proposed to extend the public main. Details of the samples are set out in the table below:-

District	Bacteriological Examination		
	Sat.	U/Sat.	Total
Luddenden Foot .. .. .	13	21	34
Midgley and Luddenden .. .. .	6	11	17
Triangle and Mill Bank .. .. .	8	20	28
Sowerby .. .. .	13	10	23
Norland .. .. .	1	2	3
Calderdale Water Board Public Supply .. .. .	2	-	2
Totals ..	43	64	107

## Plumbo Solvency

This is a test of the amount of dissolved lead present in a water supply, which is usually related to the acidity of the water. Obviously, where copper or polythene pipes have been fitted, as is the present trend, there is no danger of dissolved lead, but where a highly acid water is in contact with lead, the amount dissolved can rise to dangerous levels.

Due to its treatment before distribution, Town's water does not usually have any action on lead pipes, and sampling during the year has been concentrated on the private supplies.

75 samples have been taken during the year, and as can be seen from the table below, a disturbing number are above the official safety limit. However, no evidence of any ill-effects has been observed amongst the users, some of whom have been drinking the same water for a long number of years.

	No. taken	No. unsatisfactory
After all night in pipe .. .. .	37	21
After half hour in pipe .. .. .	38	17
Totals ..	75	38

## Drainage and Sewerage

The majority of the district is served by sewers, and approximately 6,358 houses are connected. Of the remaining houses that rely on cesspools, septic tanks and filters, etc., 221 appear to have satisfactory means of disposal, whilst 149 rely on unsatisfactory drainage.

The sewer extension to Cottonstones was completed during the year, and the extensions to Hollins, Broad Lane, and Millfield End, Midgley, were under construction.

The remaining unsewered areas in the district are likely to remain so, as the cost of sewer extensions to these properties will be out of all proportion to the number of houses served. The provision of septic tank and filter, however, is quite satisfactory if it is properly maintained, and these are being installed at all remote properties as required.

Routine maintenance has continued during the year with cleansing, flushing and repair as necessary.

A considerable amount of the Inspectors' time is taken up in investigating drainage problems, and the nuisance normally arising from defective drains is often accentuated by the steep contours prevalent in this district.

During the year 226 visits have been made, together with 232 re-visits. These have, for the most part, been in relation to the testing and extension of existing drainage systems. In addition to this work, 85 choked drains were attended to under the provisions of the West Riding

County Council (General Powers) Act, 1951, no charge being made for this work.

Sewage Disposal

The sewage disposal works at Milner Royd are nearing the end of their useful life, and the whole problem of sewage disposal is being considered in conjunction with neighbouring authorities, with a view to re-routing the sewage from existing, inefficient units to an enlarged works at High Royd, Luddendenfoot, which works have continued to give satisfaction in every way during the year.

Sanitary Accommodation

The number of pails in use in the district has not decreased as markedly as in previous years, but it must be realised that the easy conversions have for the most part now been completed, and the remainder require extensive and difficult drainage work before a W.C. can be installed. However, the recent sewer extension to Hollins and Cottonstones should make redundant a further 12 pails.

The domestic sanitary accommodation within the district is set out as follows:-

Number of Pedestal W.C.s .. .. .	5,774
Number of Pail Closets .. .. .	87
Number of Trough or Waste Water Closets .. .. .	21
Number of Chemical Closets .. .. .	14
	5,896

The distribution of pails in the out-districts is indicated in the following table:-

District	Pails
Luddenden Foot .. .. .	34
Midgley and Luddenden .. .. .	17
Triangle .. .. .	13
Sowerby .. .. .	18
Norland .. .. .	5
	87

From these figures it will be seen that there is still an amount of joint sanitary accommodation within the district.

Infectious Disease and Disinfection

Enquiries and visits in connection with the spread of infectious disease continued during the year. It is a tribute to the medical and public health professions that the number of cases of these diseases has dropped so dramatically over the years. Principally, notification is of cases of dysentery, usually amongst school children, and these are quickly cleared up. Details of the visits during the year are set out below:-

Miscellaneous Infectious Disease visits .. .. .	29
Visits re Disinfection .. .. .	6

Factories Act, 1961

Over half of the 112 factories in the district have been inspected during the year.

Most of the factories have been with us for a considerable time, being designed and built in an age when the welfare of the workers was not a prime consideration. When the necessary facilities were made legal requirements, they had to be incorporated within existing structures, and improvisation has often been observed.

Contraventions, when brought to the attention of the occupiers, have been speedily remedied.

Details of the factories now on the register, together with the defects found, are set out in the following tables:-

Inspection for purposes of provisions as to health

Factories	No. on Register	No. of Inspections	Written Notices
In which Sections 1, 2, 3, 4 and 6 are enforced by Local Authority .. .. .	15	9	-
Where Section 7 is enforced .. .. .	97	51	9
Totals ..	112	60	9

Number with inadequate sanitary conveniences .. .. .	-
Number in need of cleaning .. .. .	4
Number requiring general modernisation .. .. .	3
Other contraventions relative to ventilation, lighting, etc. .. .. .	10
Number satisfactory .. .. .	15
Number dealt with verbally, and improved .. .. .	5
Informal action .. .. .	10

There was one complaint referred to the Department by H.M. Factories Inspector. This was investigated and remedied.

The following table sets out the factories on the register operating in the district at the end of the year:-

Bakehouses .. .. .	3
Boot and Shoe Repairers .. .. .	5
Brass Finishing .. .. .	1
Brass Foundry .. .. .	1
Building Site .. .. .	1
Carpet Manufacturers .. .. .	7
Cloth Carbonising .. .. .	3
Coffee Grinding .. .. .	1
Combworks .. .. .	1
Diecasting .. .. .	1
Dressmakers .. .. .	2
Dry Cleaning .. .. .	2
Dyers .. .. .	2
Dyeworks .. .. .	2
Electrical Generating and Transforming .. .. .	2
Engineering (light) .. .. .	4
French Polishing .. .. .	1
Gas Holder .. .. .	1
Hospital Equipment .. .. .	1
Joiners and Cabinet Makers .. .. .	9
Knitting (machine and garments) .. .. .	2
Leather Goods .. .. .	1
Light Steel Machinery .. .. .	1
Machine Tools .. .. .	1
Machinery Repairs .. .. .	1
Mortar Grinding .. .. .	1
Motor Vehicle Repairs .. .. .	4
Paper Baling and Sorting .. .. .	1
Pattern Making .. .. .	1
Plastic Mouldings and Compounds .. .. .	2
Plumbing .. .. .	7
Portable Buildings .. .. .	1
Pre-cast Concrete .. .. .	1
Printers .. .. .	1
Provender .. .. .	2
Radio and Television Repairs .. .. .	2
Sausage Making .. .. .	2
Sheet Metal Working .. .. .	3
Slaughterhouse .. .. .	1
Steel Tubular Furniture .. .. .	2
Sugar Confectioners .. .. .	3
Textiles - Cotton .. .. .	3
Textiles - Woollen and Worsted .. .. .	20
Textile Machinery .. .. .	3
Upholstery .. .. .	2
Warehouses .. .. .	2

Wholesale Clothing .. .. .	3
Wire Manufacturers .. .. .	1
Wool Sorting (including waste, etc.) .. .. .	4

Outworkers

There are 4 outworkers on the register, all of whom are engaged in textile manufacture or repair. Lists are submitted to the Council by other Authorities twice per year, under Section 110 of the Factories Act, and similar information is forwarded to neighbouring Authorities. The number of outworkers includes those engaged by factories outside the Local Authority.

Offices, Shops and Railway Premises Act, 1963

Routine inspections under the Act have continued throughout the year, most of the inspections being to check progress in remedying contraventions previously notified.

As you can see from the table below, the number of new registrations totalled only 4, whilst the number of premises coming within the scope of the Act dropped from last year's figure of 126 to 108. The number of persons employed showed a corresponding fall, from 474 to 430. These decreases were due in part to the closure of 9 of the local Industrial Society's branches.

Registrations and General Inspections

Class of Premises	No. of premises registered during the year	Total No. of registered premises at end of year	No. of registered premises receiving a general inspection during the year
Offices .. .. .	1	27	3
Retail Shops .. .. .	3	69	6
Wholesale Shops, Warehouses .. .. .	-	4	-
Catering Establishments open to the public, Canteens .. .. .	-	8	-
Fuel Storage Depots .. .. .	-	-	-
<b>Totals ..</b>	<b>4</b>	<b>108</b>	<b>9</b>

Total number of visits of all kinds by Inspectors to Registered Premises under the Act .. .. . 67



### Analysis of Contraventions

Section	Number of Contraventions found	Section	Number of Contraventions found
4	Cleanliness .. .. . 2	16	Floors, passage and stairs 1
5	Overcrowding .. .. . Nil	17	Fencing exposed parts
6	Temperature .. .. . 3		machinery .. .. . 1
7	Ventilation .. .. . 2	18	Protection of young
8	Lighting .. .. . 4		persons from dangerous
9	Sanitary Conveniences .. .. 2		machinery .. .. . Nil
10	Washing Facilities .. .. . 3	19	Training of young persons
11	Supply of Drinking Water .. Nil		working at dangerous
12	Clothing Accommodation .. .. 1		machinery .. .. . Nil
13	Sitting Facilities .. .. . Nil	23	Prohibition of heavy work Nil
14	Seats (Sedentary Workers) .. Nil	24	First Aid General Provisions 1
15	Eating Facilities .. .. . Nil		Other Matters .. .. . 4
			Total .. .. . 24

### Analysis of Persons employed in Registered Premises

Class of Workplace	Number of Persons employed
Offices .. .. .	123
Retail Shops .. .. .	202
Wholesale Departments, Warehouses .. ..	37
Restaurants and Canteens .. .. .	68
Fuel Storage Depots .. .. .	-
Total .. .. .	430
Total Males	169
Total Females	261

**Exemptions:** There have been no applications received for any exemptions during the year.

**Prosecutions:** There have been no prosecutions instituted this year, the work having been carried out informally.

**Accidents:** There have been no reported accidents during the year, but I feel that this is due more to the failure of employers to notify accidents than to improved safety consciousness.

Public Swimming Bath

The equipment at the Public Swimming Bath, Princes Hall, which was completely renewed a few years ago, continues to give satisfaction. The swimming bath is used quite extensively by children and schools, not only in this district but also by those of surrounding areas. The capacity of the bath is approximately 64,000 gallons, and the turnover of bath water, with the existing equipment, takes place every 4 hours.

During the year 4 samples of water have been taken, 2 chemical and 2 bacteriological, and all these were satisfactory.

Nuisances (Part 3, Public Health Act, 1936, except Smoke Nuisances)

The number of inspections for nuisances only, excluding housing inspections, was 82, and in addition 95 re-visits were made.

At the end of 1967 there were 6 informal notices outstanding, and 1 statutory notice. During 1968, 49 informal notices were served and of these, together with the 6 outstanding at the end of 1967, 48 were abated, leaving 7 informal notices outstanding at the end of 1968.

The outstanding statutory notice was not complied with during the year, and a further one was served in respect of the same nuisance, arising from the keeping of an excessive number of dogs. Legal proceedings have so far failed to secure compliance, and action to do the work in default was not successful. This matter is still being pursued through the Courts.

Apart from the above, where the obstinacy of the person concerned left us with no option but to take legal action, almost all of this work is carried out informally, usually an interview with the persons concerned being sufficient to secure an abatement of the nuisance. Therefore, the above figures do not accurately reflect the amount of work done in this respect.

Offensive Trades

There were no additions to the register of offensive trades during the year, and no applications were received. The only offensive trades now on the register are Fish Friers, which total 24, and during the year 16 inspections were made.

Sanitary Inspection of the Area

	Visits
Camping Sites .. .. .	11
Conversions .. .. .	174
Re-visits .. .. .	163
Disinfestation .. .. .	14
Drainage, etc. .. .. .	226
Re-visits .. .. .	232
Factories .. .. .	70

	Visits
Fried Fish Shops .. .. .	16
Hairdressers .. .. .	18
Houses let in Lodgings .. .. .	1
Infestation (except rodents) .. .. .	17
Interviews .. .. .	1,352
Miscellaneous Sanitary Visits .. .. .	318
Petrol Pump Inspections .. .. .	10
Public Cleansing - Administration .. .. .	169
Public Cleansing - Refuse Collection .. .. .	1,765
Public Cleansing - Refuse Disposal .. .. .	93
Public Cleansing - Salvage .. .. .	162
Public Conveniences .. .. .	30
Sanitary Accommodation - Defects .. .. .	51
Schools .. .. .	31
Shops .. .. .	230
Stables, Piggeries and Poultry .. .. .	13
Sunday Trading .. .. .	4
Tents, Vans and Sheds .. .. .	10
Theatres and Places of Entertainment .. .. .	3
Water Courses - Survey .. .. .	72
Water Supplies .. .. .	217
West Riding County Council (General Powers) Act, 1951 - Drains cleansed .. .. .	85

### Clean Air

Progress has continued steadily during the year, and although there was no spectacular achievement, the programme was completed.

The policy of dealing with all factory plants and furnaces throughout the area, before embarking on the domestic smoke control programme, has proved to be most beneficial. On the industrial side there have been 37 observations of factory chimneys, and 5 contraventions were observed. These have not been of a serious nature, and have been remedied with minimum delay once the factory has been visited. In addition, 25 observations have been made of domestic chimneys in Smoke Control Areas; 15 were emitting dark smoke, due to the burning of raw bituminous coal. Warnings were issued in each case.

During the year 2 Smoke Control Orders have become operative, No. 5 at Kershaw House, dealt mostly with lands on which new Council house property is being erected, and this also extended to the undeveloped part of the estate. No. 6, at Willow Hall, was the other area involved.

There have been no objections to these Orders, but in No. 6 area it was found necessary to institute Court proceedings against an owner in order to determine the responsibility of providing approved appliances. It has been the practice of the Department to hold the owner responsible for this work, unless tenancy agreements exist; and judgment was given in this case in the Council's favour.

In addition to these areas becoming operative, No. 7 area was fully surveyed and declared by the Council. At the beginning of the year the house-to-house survey was dropped in favour of the postal survey, and whilst there were certain difficulties, generally speaking the response was extremely good and apart from some rather facetious and humorous remarks on the bottom of the forms, the survey proved to be very satisfactory. The postal surveys will continue in approximately 90% of the future areas. It is still found that a few visits in the preliminary stages are necessary.

There is no doubt that the effects of clean air are being clearly seen, and are being appreciated by the ratepayers generally. There has not been a great deal of difficulty with the overall position of the supply of smokeless solid fuels. Supplies have been available, but there is no doubt that certain types have been in short supply. Providing that the new fuels which are now available are given a fair trial, there is no doubt that these should be found equally acceptable as the better known fuels.


On the 29th August 1968, a Circular was issued by the Ministry of Housing and Local Government, advising that direct acting space heaters (electric fires) would once again be eligible for grant. These appliances were previously withdrawn by the Minister, due to guarantees not being forthcoming from the Central Electricity Generating Board.

Daily records of atmospheric pollution are taken from the recording stations at Wharf Street and Beech Road, and these show a continued decrease in the amount of atmospheric pollution.

Details of the work done generally, in connection with smoke control, are set out as follows:-

Clean Air Act, 1956 - Smoke Control

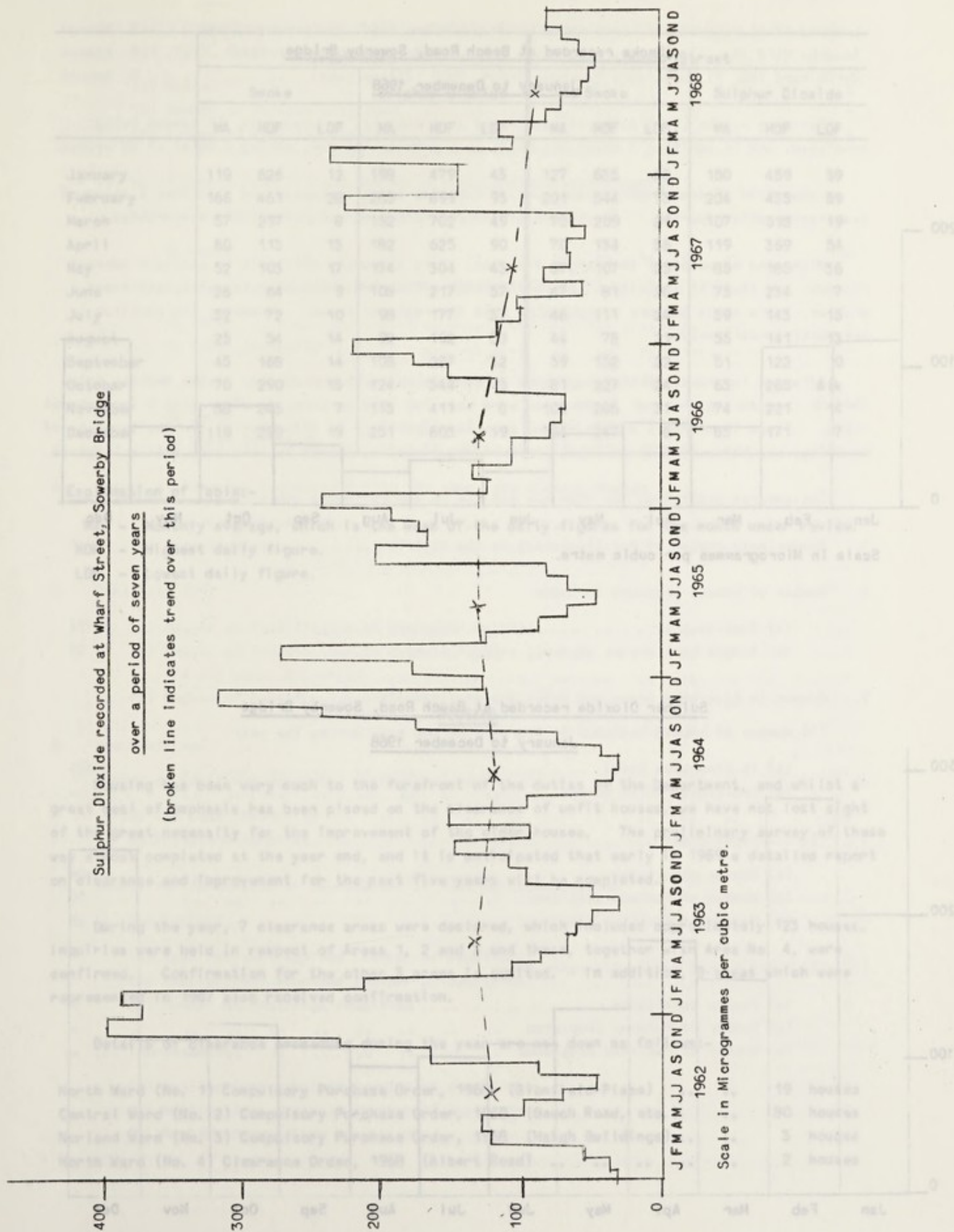
	Visits
Survey of Domestic Premises .. .. .	383
Re-visits .. .. .	180
Inspection of Installations .. .. .	204
Final Inspections for Approval .. .. .	217
Survey of Commercial Premises .. .. .	6
Re-visits .. .. .	4
Survey of Industrial Plant .. .. .	1
General Inspections .. .. .	75
Smoke Observations .. .. .	62
Smoke Recording Stations .. .. .	710
Interviews .. .. .	512
Postal Surveys .. .. .	689



Sulphur Dioxide recorded at Wharf Street, Sowerby Bridge

over a period of seven years

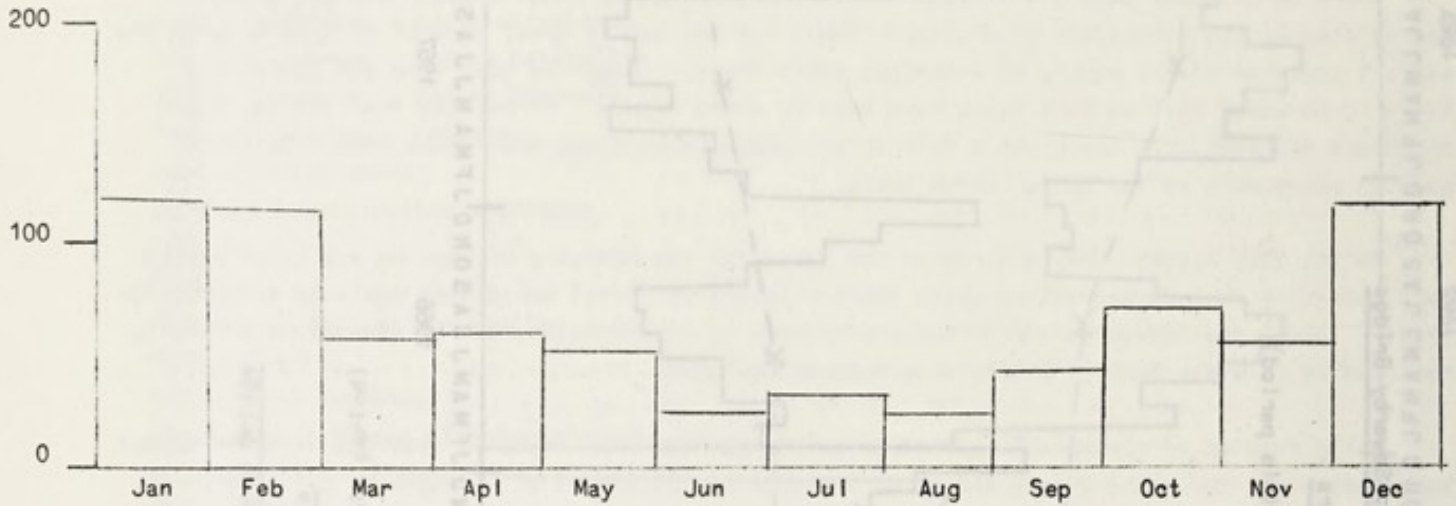
(broken line indicates trend over this period)



Scale in Microgrammes per cubic metre.

Smoke recorded at Beech Road, Sowerby Bridge

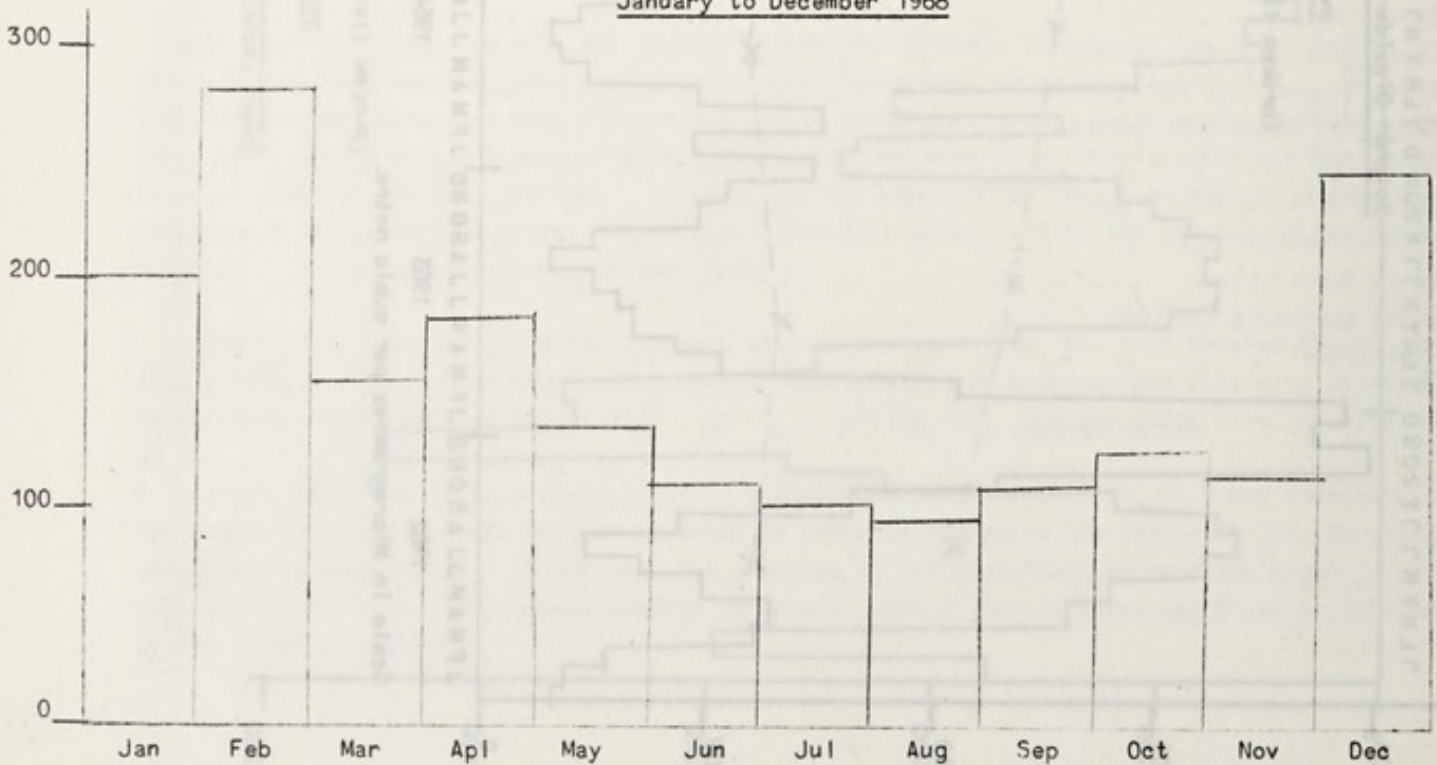
January to December 1968



Scale in Microgrammes per cubic metre.

Sulphur Dioxide recorded at Beech Road, Sowerby Bridge

January to December 1968



Scale in Microgrammes per cubic metre.

	Beech Road						Wharf Street					
	Smoke			Sulphur Dioxide			Smoke			Sulphur Dioxide		
	MA	HDF	LDF	MA	HDF	LDF	MA	HDF	LDF	MA	HDF	LDF
January	119	626	12	198	479	43	127	635	28	150	459	59
February	166	461	28	285	699	95	201	544	73	204	435	59
March	57	257	8	152	702	49	70	209	29	107	518	19
April	60	113	13	182	625	90	70	134	36	119	369	54
May	52	103	17	134	304	43	67	107	25	85	185	36
June	26	64	9	108	217	57	47	81	26	75	234	7
July	32	72	10	98	177	37	46	111	24	59	143	15
August	25	54	14	92	192	58	44	78	21	55	141	13
September	45	168	14	108	287	32	59	152	22	51	122	0
October	70	290	13	124	344	5	81	227	24	63	265	11k
November	58	243	7	113	411	0	100	286	31	74	221	14
December	119	290	19	251	605	19	106	247	6	85	171	7

Explanation of Table:-

- MA - Monthly average, which is the mean of the daily figures for the month under review.
- HDF - Highest daily figure.
- LDF - Lowest daily figure.

HOUSING

Housing has been very much to the forefront of the duties of the Department, and whilst a great deal of emphasis has been placed on the clearance of unfit houses, we have not lost sight of the great necessity for the improvement of the older houses. The preliminary survey of these was almost completed at the year end, and it is anticipated that early in 1969 a detailed report on clearance and improvement for the next five years will be completed.

During the year, 7 clearance areas were declared, which included approximately 123 houses. Inquiries were held in respect of Areas 1, 2 and 3 and these, together with Area No. 4, were confirmed. Confirmation for the other 3 areas is awaited. In addition, 3 areas which were represented in 1967 also received confirmation.

Details of clearance procedure during the year are set down as follows:-

North Ward (No. 1) Compulsory Purchase Order, 1968 (Glenfield Place) .. ..	19 houses
Central Ward (No. 2) Compulsory Purchase Order, 1968 (Beech Road, etc.) ..	80 houses
Norland Ward (No. 3) Compulsory Purchase Order, 1968 (Haigh Buildings) .. ..	3 houses
North Ward (No. 4) Clearance Order, 1968 (Albert Road) .. .. .	2 houses



Luddendenfoot Ward (No. 5) Compulsory Purchase Order, 1968 (Robertshaw Bldgs.)	6 houses
Sowerby Ward (No. 6) Compulsory Purchase Order, 1968 (Rawbottom Terrace)	5 houses
North Ward (No. 7) Compulsory Purchase Order, 1968 (Steps Lane)	8 houses

Building by the Local Authority continued at a somewhat reduced rate, 32 houses being completed, and in addition 1 house was built by a private builder, making a total of 33 houses.

Inspection of overcrowding continued, 3 families being re-housed and a further 2 cases of overcrowding were reported. At the end of the year 2 houses were officially overcrowded.

With some movement of the larger families, it is extremely difficult to maintain correct records, and there is a distinct possibility that although overcrowding is not by any means a problem, there could be more overcrowding than the register shows. However, the position is constantly under review.

Advances for house purchase continue to be made under the provisions of the Housing Acts, 1949-58, and during the year 18 advances were made for this purpose, together with 8 improvement loans. These loans serve a very useful purpose, especially to those buying the smaller type of dwelling, say below £1,000, in which the Building Societies appear to have very little interest.

The general statistics for 1968 are set out in the following table:-

1. Approximate number of dwellinghouses in the district	6,715
2. Number of houses included in above	
(a) Back-to-back	1,174
(b) Single back	96
3. Houses in Clearance Areas and Unfit Houses elsewhere	
(1) Number of houses included in Representations made during the year	
(a) in Clearance Areas	123
(b) Individual Unfit Houses	-
(2) Clearance Areas	
(a) Houses demolished	169
(b) Number of Persons displaced	70
(c) Number of Families displaced	28
(3) Unfit Houses not in Clearance Areas	
(a) Houses demolished	-
(b) Number of Persons displaced	-
(c) Number of Families displaced	-

(4) Unfit Houses closed under Section 16 (4), 17 (1) and 35 (1), Housing Act, 1957, and Section 26, Housing Act, 1961		
(a) Number	.. .. .	2
(b) Number of Persons displaced	.. .. .	4
(c) Number of Families displaced	.. .. .	2
(5) Unfit Houses made fit and Houses in which defects were remedied		
After informal action by Local Authority		
By Owner	.. .. .	114
After formal notice under Public Health Acts		
By Owner	.. .. .	-
By Local Authority	.. .. .	-
After formal notice under Sections 9 and 16, Housing Act, 1957		
By Owner	.. .. .	-
By Local Authority	.. .. .	-
4.	Number of Families re-housed during the year into Council Houses	
(a) Clearance Areas, etc.	.. .. .	28
(b) Overcrowding	.. .. .	-
5.	Rent Act, 1957	
(a) Number of Certificates of Disrepair granted	.. .. .	-
(b) Number of Undertakings to execute repairs given by owners to the Local Authority	.. .. .	-
(c) Number of Certificates of Disrepair cancelled	.. .. .	-
6.	New Dwellings	
Number of dwellings completed during the year		
By the Local Authority	.. .. .	32
By Private Enterprise	.. .. .	1
7.	Grants for conversion or improvement of housing accommodation	
(a) Conversions		
(1) Applications received (number of dwellings)	.. .. .	6
(2) Applications approved (number of dwellings)	.. .. .	6
(3) Number of dwellings completed	.. .. .	2
(b) Improvements		
(1) Applications received (number of dwellings)	.. .. .	78
(2) Applications approved (number of dwellings)	.. .. .	78
(3) Number of dwellings completed	.. .. .	82

In Section (b), (1) can be divided into 9 Discretionary Grants and 69 Standard Grants, of which all were approved. The number of dwellings completed during the year included certain houses where applications had been made in previous years.

8. Details of advances for the purpose of acquiring or constructing houses

The Council operate the Small Dwellings Acquisition Acts, and during the year 18 advances were made. In addition, 8 Improvement loans were made.

Table of Houses erected in the Urban District over the past 19 years:

Year	Houses Erected		Total	Houses Condemned
	By Local Authority	By Private Enterprise		
1950	22	-	22	-
1951	16	2	18	-
1952	12	-	12	-
1953	40	-	40	-
1954	58	-	58	-
1955	52	-	52	-
1956	28	-	28	-
1957	17	-	17	-
1958	-	-	-	47
1959	31	2	33	41
1960	3	12	15	53
1961	24	18	42	166
1962	12	13	25	55
1963	97	-	97	122
1964	86	4	90	257
1965	203	24	227	173
1966	135	4	139	112
1967	186	29	215	22
1968	32	1	33	123
	1,054	109	1,163	1,171

General Housing Inspection

	Visits
Public Health Acts, 1936-61 (housing) .. .. .	47
Re-visits .. .. .	31
Housing Act, 1957 .. .. .	397
Re-visits .. .. .	561
Miscellaneous Housing .. .. .	590
Re-visits .. .. .	376
Housing Survey for Clearance, etc., and Improvement .. .. .	1,397

	Visits
Inspection of Individual Unfit Houses .. .. .	17
Number of Houses demolished .. .. .	169
Clearance Area sites .. .. .	19
Rent Act, 1957 .. .. .	1
Improvement Grant visits .. .. .	107
Small Dwellings Acquisition Acts .. .. .	63
Overcrowding .. .. .	9

**INSPECTION AND SUPERVISION OF FOOD**

**Meat Inspection**

All animals slaughtered for human consumption at the private slaughterhouse have been inspected. Much of the slaughtering was carried out, out of office hours, and as the meat is inspected during or shortly after slaughter, much inconvenience has been caused.

The following table gives all the details of inspections, and it can be seen from the small percentage of diseased animals that the quality of the meat generally was of a high standard.

The incidence of tuberculosis cases continues to decline, and during 1968 only 10 were found, all of which were in pigs and confined to the head.

There was one case of *Cysticercus Bovis* which was degenerate, and the carcass was released for human consumption after the affected organ was condemned.

Details of the carcasses inspected and condemned are set out in the following table:

	Cattle	Calves	Sheep	Pigs
Number killed .. .. .	202	2	1,185	646
Number inspected .. .. .	202	2	1,185	646
<b>All diseases except Tuberculosis and Cysticerci:</b>				
Whole carcasses condemned .. .. .	-	-	-	-
Carcasses of which some part or organ was condemned .. .. .	38	-	100	23
Percentage of the number inspected affected with disease other than tuberculosis and cysticerci .. .. .	19	-	8.5	3.5
<b>Tuberculosis only:</b>				
Whole carcasses condemned .. .. .	-	-	-	-
Carcasses of which some part or organ was condemned .. .. .	-	-	-	10
Percentage of the number inspected affected with tuberculosis .. .. .	-	-	-	1.6
<b>Cysticercosis:</b>				
Carcasses of which some part or organ was condemned .. .. .	1	-	-	-
Carcasses submitted to treatment by refrigeration .. .. .	-	-	-	-
Generalised and totally condemned .. .. .	-	-	-	-

### Slaughter of Poultry

The one recognised poultry slaughtering establishment closed during 1967 and has not, as yet, been re-opened.

There is no doubt that the slaughtering of poultry occurs on many of the remote farms in the district, particularly at Christmas time, but as far as is known the slaughtering is not on a large scale. Nevertheless, this is an offence and should cease, unless the owners are prepared to comply with the Regulations and bring the premises up to a reasonable standard.

### Meat Inspection Regulations, 1966

The above Regulations became operative on the 30th September 1966, and one of the most important provisions was the control of slaughtering hours.

There is only one slaughterhouse in the area, and this used to operate almost wholly outside office hours. Accordingly, the Council submitted a case to the Ministry for an order restricting

the hours of slaughtering to the following:- Monday - 7.30 a.m. to 10.00 p.m.; Tuesday to Friday inclusive - 7.30 a.m. to 5.30 p.m.

Numerous appeals and objections from the occupier delayed a decision on this matter, but the Ministry finally agreed that the Council's case was a reasonable one, and the order was confirmed on the 1st April 1968.

Inspection outside the hours given above is, however, still carried out in cases of emergency and on special occasions such as at Christmas, and at other holiday times.

#### Slaughter of Animals Act, 1958

Licences have been issued to 8 slaughtermen, under the above Act.

#### Unsound Food - Surrendered or Condemned

Once again, a considerable amount of food, both from the slaughterhouse and food shops, has been examined and condemned during the year.

The majority is surrendered voluntarily by the persons handling the food, as it is obviously in their best interests to withhold suspect articles from sale to their customers. Refrigeration failures, both in shops and schools, have resulted in considerable quantities of first-class food-stuffs being rendered unsafe, and this is a particularly unfortunate occurrence.

As a result of the inspections, the following tinned and packaged foods were surrendered or condemned as unfit for human consumption:-

	Tons.	Cwts.	Qtrs.	Lbs.
Meat .. .. .		14	3	15
Vegetables .. .. .	1	17	2	16
Fruit .. .. .		10	-	7
Fish .. .. .		1	2	3
Soup .. .. .		6	-	7
Milk .. .. .		2	1	6
Totals ..	3	12	1	26

During the year 2 prosecutions were taken against food traders.

One was taken under Section 2 of the Food and Drugs Act (food not of the nature, substance or quality demanded, in that it contained spider beetles). This was found proved and a fine of £25, with 5 guineas costs, was imposed.

The other case involved offering for sale food which was unfit for human consumption, an offence under Section 8 of the Food and Drugs Act. This was also found proved, and incidental fines and costs were imposed.

Recent legal proceedings under the Food Hygiene (General) Regulations, have undoubtedly helped to secure better co-operation from the food traders, and all work in this section has been carried out informally during the year.

### Market

The market, which opens on Tuesdays and Fridays, houses approximately 100 stalls.

The majority of these stalls are open, and the programme of renewal has now been completed. All the food stalls have been placed into 2 categories, one for those serving pre-packed foods including greengroceries, etc., and these are housed in covered stalls with washing facilities in very close proximity; whilst the stallholders selling open food are housed in specially constructed stalls, having glass counter protection, hot and cold water supply, stainless steel sinks, etc.

The stalls, without exception, comply with the Market Stalls and Delivery Vehicles Regulations of 1966, which became operative at the beginning of 1967. The market has always been kept up to date, and the Council has endeavoured to provide facilities on all food stalls similar to those required in the food shops throughout the district.

The market is visited and inspected weekly, and during the year 130 visits were made. The standard of cleanliness is very satisfactory.

### Milk Sampling

75 bulk samples of farm bottled milk were taken during the year, together with 65 individual cow samples. Of the 75 bulk samples, 6 failed to pass the methylene blue test for cleanliness, and 5 were found to contain Brucellosis upon culture. 2 of these samples originated in neighbouring Authorities, and were passed to them for attention.

As a result of the 3 positive samples, investigations were instituted and individual samples revealed that 11 cows were infected. A total of 65 individual samples were taken over the year, but this figure includes those taken as a matter of routine, usually to test a cow recently introduced into a herd.

In addition to the bacteriological examination of raw milk, 3 samples of pasteurised and 1 of sterilised milk were taken. All were satisfactory on examination.

### Ice Cream

There are no manufacturers of ice cream within the Urban District, but there are 53 shops and mobile vans registered under the provisions of the West Riding County Council (General

Powers) Act, 1951. The vehicles in question are of a modern type, all having suitable washing facilities which comply fully with the Food Hygiene Regulations.

Food Hawkers

At the present time there are 30 food hawkers on the register, which is kept under the provisions of the West Riding County Council (General Powers) Act, 1951. Details of the registrations are as follows:-

- 5 dealing in Bread and Confectionery
- 11 dealing in Greengrocery, including Fish
- 12 dealing in Ice Cream
- 2 dealing in General Foodstuffs

Food Inspection

The inspection of all food shops throughout the district has been carried out, and details are set out below:-

	Visits
Bakehouses .. .. .	10
Butchers' Shops .. .. .	71
Butchers' Stalls .. .. .	63
Canteens .. .. .	16
Dairies and Milk Distributors .. .. .	47
Fish Merchants and Poulterers .. .. .	15
Food Hygiene Regulations .. .. .	237
Food Inspection (wholesalers) .. .. .	31
Food Preparing Establishments .. .. .	30
Food and Drugs Act (unsound food) .. .. .	57
Greengrocers and Fruiterers .. .. .	44
Grocers .. .. .	82
Ice Cream premises .. .. .	21
Market Stalls .. .. .	130
Meat Inspection .. .. .	210
Miscellaneous Food Visits .. .. .	46
Mobile Traders .. .. .	17
Public Houses and Clubs .. .. .	10
Restaurants .. .. .	10
Slaughterhouse .. .. .	7



## PUBLIC CLEANSING SERVICES

### Refuse Collection

The Department is responsible for the administration of the cleansing services in the district, with the exception of street cleansing. This includes the collection and disposal of refuse together with the collection of industrial, trade, market refuse, pails, etc., which continues to operate satisfactorily. Waste paper and other salvageable materials are also collected and this year, under the Civic Amenities Act, a further burden has fallen upon the Department in the removal of bulky material from houses and waste lands, and also the removal of abandoned vehicles.

Refuse for the most part continues to be moved on a 7-day cycle, and this is only extended following holidays or periods of illness.

The turnover of labour in this field continues to be quite high, averaging about 40%; this appears to be inevitable. This is most unfortunate, as it tends to disrupt the smooth working of any team. There is no doubt that maximum efficiency can only be obtained with a settled and regular team.

The bonus scheme continues to work quite satisfactorily, and raises quite appreciably the low basic wage of the service, and there is no doubt that this wage is low for the very objectionable nature of the work which is carried out. To attract maximum bonus, the teams endeavour to finish the rounds as early as possible on Friday. This, unfortunately, greatly affects the waste paper collection as much of the waste paper finds its way into the refuse compartment rather than into the salvage rack.

The paper sack system of refuse collection has been extended and continues to work satisfactorily, although there have been a number of complaints due to failure of the sack owing to interference, mostly by animals. This method of collection will be further increased in order to cover the majority of properties which are situated some distance from the main road. This will, of course, both cut down weight and travelling time.

The principle of storage at the present time has been the paper sack, which has been secured to either a wall mounted or a free standing unit. Experiments were carried out some time ago with the bin liner system, which were generally satisfactory, although there were some failures; but with an improved plastic container much of this appears to have been overcome, and there is a distinct possibility that any future extensions will be on the bin liner principle.

It is hoped to extend the scheme annually, until some 40% of the containers in the district are converted to this system. By so doing, all the premises which are remote or involve a considerable walking distance will be covered, and this will leave only those premises with short walks on the more traditional bin.

Here again, in order to cut down the weight, the replacement bin has now taken the form of a plastic container, and it is hoped that the life will be approximately the same as that of the galvanised bin. The advantages are mainly that the noise is almost non-existent, and that the weight is considerably reduced.

The size of the replacement bin has been increased from 2½ cu.ft. to 3½ cu.ft. This is due to the amount of refuse per household, which is gradually increasing, and one shudders to think what the position will be in a few years' time, when it is estimated that the amount of refuse per house will be in the region of 5 cu.ft. per week.

The communal refuse accommodation is disappearing quite rapidly, due to the clearance of the older properties, and very few now exist. This type of accommodation was most objectionable, and it is pleasing to see the end of it.

Many of the tenants of these older properties have been re-housed in flats, in which chutes are provided for the disposal of refuse. Unfortunately, in some of our smaller low flats these chutes are becoming almost as objectionable as the communal ashbin place. This has been due to the fact that there has been no-one directly responsible for either looking after the accommodation or keeping the compartments in a clean and tidy condition. It is hoped that this will be remedied in the very near future.

The refuse chutes in connection with the high flats are a completely different proposition. As I have mentioned in previous reports, with a warden responsible for the cleanliness of the accommodation, complaints of blockages are non-existent. Bulky articles, such as waste paper, are kept separate and arrangements are made twice weekly for the collection of the bulk container. Arrangements in the high flats are very satisfactory.

The amount of refuse collected during the year is set out in the following table:-

Vehicle	Ashbins	Pails	Loads	Tons	Cwts.
Karrier No. 12 .. .. .	18,813	1,755	286	409	-
Karrier No. 13 .. .. .	24,749	1,795	366	587	10
S. & D. No. 14 .. .. .	125,189	-	563	1,601	-
Dennis No. 15 .. .. .	123,102	-	524	1,561	-
S. & D. No. 16 .. .. .	26,982	300	957	1,025	10
<b>Totals ..</b>	<b>318,835</b>	<b>3,850</b>	<b>2,696</b>	<b>5,184</b>	<b>-</b>

### Transport

The Department continues to operate 5 vehicles, 4 of which are in regular use, the fifth being used as a spare vehicle, being brought into service during any emergency, and this is also used for the collection of industrial waste.

No vehicles have been purchased during the year, although a number of demonstrations have been held for the replacement of Karrier 12, which was purchased in 1959. This vehicle has served the Authority extremely well, but it is not intended to use the replacement vehicle on this round for the dual collection of bins and pails, as the reduction in pails will not warrant the provision of a separate vehicle for this work.

The amount of refuse is ever increasing. The working week is also being reduced. The travelling time remains almost constant. It is therefore essential that this travelling time is not increased. If this should happen, then the effective working time will be reduced.

In order to avoid this, larger and compression type vehicles are necessary. The 7 cu.yd. side loader is now a thing of the past. The journeys to the tip must be reduced to the absolute minimum, and accordingly the vehicles which are now used on the various rounds are so equipped and have sufficient manpower available that they can remain on their respective areas for at least 4 hours. This is perhaps a little difficult immediately after holidays, when "doubles" are the rule rather than the exception.

The vehicles no longer cost hundreds of pounds, but thousands of pounds. They are much more complicated, and the cost of repairs is ever increasing. There may now be a case for the setting up of a repairs department to deal with all the Council's transport. It may be a thought worth considering.

The vehicles which are now operated by the Department, together with the duties on which they are employed, are set out in the following table:-

No.	Make	Year of Purchase	Capacity	Service
12	Karrier Bantam (with tank)	1959	7 cu.yds. 150/200 gall. tank	Refuse Collection Pails
13	Karrier Bantam (dual tip)	1961	11 cu.yds.	Refuse Collection, Salvage.
14	S. & D. Rear F. & A. Loader (with power press)	1962	18 cu.yds.	Refuse Collection
15	Dennis Paxit Continuous Loader	1964	25 cu.yds.	Refuse Collection
16	S. & D. Rear F. & A. Loader (with power press)	1965	11 cu.yds.	Refuse Collection, Salvage, Trade Refuse.
	J.C.B. Shovel	1963	Shovel	Refuse Disposal

#### Accidents

During the year the vehicles have been involved in 10 accidents, as follows:-

Karrier No. 13	..	..	..	..	1
S. & D. No. 14	..	..	..	..	2
Dennis No. 15	..	..	..	..	5
S. & D. No. 16	..	..	..	..	2

Unfortunately, there have been more accidents than usual, but none of these has been of a major nature, these mostly involving dry stone walls, gate posts, pavements, etc., and are caused due to narrow roads and indiscriminate parking of vehicles.

#### Municipal Ashbin Scheme

This scheme has, over the years, been invaluable to the Authority. It was commenced in 1949 as a bin hire scheme, and was later adopted as a Municipal Ashbin Scheme in 1963.

This has enabled the Local Authority not only to standardise on its containers, but also to experiment with different types of containers including paper sacks, plastic bins, etc., with very little difficulty. It has obviated the necessity for the service of any notice for the replacement of bins, as any bin replacement is carried out as a routine matter.

During the year 279 bins have been replaced.

#### Trade Refuse

The scale of charges for the collection of trade refuse has remained unchanged. One bin of refuse is still collected free of charge, with a charge of 1s. 0d. per bin for each additional bin or part thereof.

The trade refuse is for the most part collected once per week, with the exception of the more objectionable refuse such as from the slaughterhouse, market, fish shops, etc., and this is now collected twice per week.

With the continued emphasis and extension of smoke control areas, the industrialists, who have made every effort to comply with the Orders, have found increasing difficulty in disposing of industrial waste by burning, and consequently the Local Authority is being called upon to remove ever increasing quantities of this type of waste.

The total amount of trade and industrial refuse removed during the year has realised approximately £830.

#### Refuse Disposal

Controlled tipping is still the only method of refuse disposal within the urban district, which is carried out at Milner Royd.

The amount of refuse shows a very slight increase on the previous year, but it is not the weight that one is concerned about at this time, but the tremendous bulk. Controlling is made more difficult due to Smoke Control Areas, the lack of separation of very large quantities of paper, and the position whereby no material is now burned on the tip. Efforts have to be made to dispose of this by controlled tipping, which is very unsatisfactory, and adds greatly to the fire hazards of the tip.

In addition to the house refuse, there is a considerable amount of contractors' refuse, and

refuse of varying natures, which is disposed of weekly. It is most unfortunate that the contractors, and so many of those using the tip continue to bring material which no-one wants. The contractors could be much more helpful by bringing at least some topsoil or decent covering material, lagging and the like. Instead, we receive large boulders, clay, etc.

Covering material is extremely difficult to come by, and we are now having to dig into parts of the tip which have been unused for some considerable time, to find suitable covering material. This, unfortunately, still contains a considerable amount of glass, which has caused tyre troubles.

A charge is made to contractors, depending upon the type of material, and this cost is either 2s. 6d. or 5s. 0d. per load. I do not think there is any doubt that this should be increased to at least 10s. 0d. per load.

The tip has been relatively free from infestation, with the exception of some fly infestation during the late summer. There have, during the year, been 2 tip fires, one of which was quite serious. Both, I fear, were started deliberately during the hours of darkness.

The controlling of the tip has been completely satisfactory with the J.C.B. shovel, which has been used for this purpose for the past 6 years. It would be impossible to keep the tip in such a condition without the aid of this machine. It has been a most useful acquisition to the Department.

The space still available for tipping is rapidly decreasing, and it is felt that this will not last for more than 4 years.

### Salvage

The salvage returns again show a decrease over the previous year. The tonnage of waste paper has dropped from approximately 165 tons, bringing in £1,335, to 108 tons, showing a return of £966.

There is no doubt that the paper is available, but with the introduction of the bin bonus much more attention is being given to finishing early on a Friday afternoon, and so attracting a greater bin bonus, than carrying out the conditions of the scheme and continuing to collect and bring in waste paper salvage. In my opinion this amount should at least be doubled.

Perhaps one contributory feature responsible for the decrease in waste paper was the very serious depot fire, which destroyed a considerable quantity of both baled and loose paper. This necessitated the dropping of waste paper collection for approximately 5 weeks, until the depot and the presses were repaired. This would account for approximately 50 tons of paper.

Details of the salvage recovered in 1968 are set out in the following table:-

Materials Salvaged				£ s d		
	T	C	Q			
Mixed Paper .. .. .	72	6	-	603	6	-
Fibreboard .. .. .	21	4	1	222	15	6
Newspapers .. .. .	14	16	2	140	16	6
Scrap Iron .. .. .	1	19	1	9	16	3
Aluminium .. .. .			3	3	1	4
Rags .. .. .		1	2	1	2	1
Totals .. .. .	110	8	1	980	17	8

Civic Amenities Act, 1967

This Act was brought out to counter the ever increasing nuisance arising from illegal dumping of refuse on convenient and conspicuous roadside sites.

It came into force during 1968 and, among other things, lays down the procedure for dealing with abandoned motor vehicles and bulky household refuse. It is now an offence to abandon or deposit these on any land in the open air, other than at a disposal centre, which each Local Authority is now required to provide and make available at all reasonable times.

When this Department started to implement the provisions of the Act, there were a considerable number of abandoned vehicles at various sites within the district, in addition to a few unauthorised refuse dumps. The vehicles have now been removed, with no prosecutions against the persons responsible for their abandonment, although in some instances this was solely because the person responsible could not be traced.

In the case of unauthorised refuse dumps, however, the problem is much more severe. A scattered community appears to become accustomed to dumping its rubbish in some moorland hollow, and however many times it is cleared and tidied up, it soon resumes its original appearance. Notices which have been posted on these sites, warning of the offence of dumping and giving information regarding the disposal centre, never remain long in position, often serving only to swell the volume of refuse. I feel that, for the purpose of publicity, legal proceedings should be taken against anyone found using these unofficial tips. The difficulty arises, however, in catching a culprit.

The Authority have made every effort to implement that part of the Act requiring the removal of bulky and unwanted materials. A special collection is made for this refuse, which usually consists of odd pieces of furniture, bedding, three-piece suites, etc. Unfortunately, some rate-payers consider that the staff of the Cleansing Department are furniture removers, and require furniture taking from all parts of the house. This usually occurs with the clearance of an entire house. No charge is made for this service, except in unusual and difficult cases.

The Department have also arranged for householders to use the tip during working hours for the disposal of refuse, and during week-ends large containers and a special dumping ground are made available at the entrance to the tip. This facility is greatly used, not only by Sowerby Bridge ratepayers, but also by residents of adjoining Authorities.

During the year 14 refuse dumps were cleared, and 27 abandoned vehicles were removed. The Council has an arrangement with a local scrap merchant whereby all vehicles and scrap are collected and removed from the site by the merchant, with no payment by either party. This system has been found most satisfactory for all concerned.

## GENERAL ITEMS

### Petroleum Acts and Orders

Routine inspection of petrol stations and petroleum installations was made prior to the issuing of the licences. This work has also been carried out in conjunction with the Fire Prevention Officer of the West Riding County Council.

During the year 10 inspections have been carried out, and the following licences have been issued:-

Storage of Petroleum .. .. .	29
Storage of Cellulose Paint and Petroleum Mixtures .. .. .	6

### Rodent Control

The work of rodent control is divided between a part-time operative, who deals with both business and commercial premises, and the cleansing foreman, who is responsible for the remainder. In the absence of one or the other, then this work is carried out by the Inspectors.

During the year 77 dwellinghouses, 71 business premises, 12 Local Authority properties and 7 agricultural properties have been inspected and treated as necessary. The infestations were of a minor nature for the most part. The number of visits made to the premises in question, including re-visits and preliminary inspections, totalled 275.

The number of treatments carried out at the various premises during the year are set out as follows:-

Local Authority properties .. .. .	12
Private dwellings .. .. .	175
Business premises .. .. .	210
Agricultural properties .. .. .	15

The position with regard to feral (wild) pigeons has deteriorated during the year. There has been no treatment for eradication of these pigeons, but there is no doubt that these will continue to increase very substantially in numbers whilst so many of the ratepayers continue to place food in so many streets of the district. It may be necessary to carry out further treatments during the coming year.

Scrap Metal Dealers Act, 1964

Under the above Regulations, the following scrap metal dealers are on the register:-

- (1) Messrs Bradley & Holmes, 16 Arden Road, Halifax,  
trading from (a) Causeway Holme Works, Sowerby Bridge  
(b) The Goods Sidings, Sowerby Bridge Station
- (2) Mr. J. Smith, Thorpe Mills, Triangle,  
trading from Thorpe Mills.











