

**[Report 1965] / Medical Officer of Health, Skelton & Brotton U.D.C.**

**Contributors**

Skelton and Brotton (England). Urban District Council.

**Publication/Creation**

1965

**Persistent URL**

<https://wellcomecollection.org/works/jfgraq9d>

**License and attribution**

You have permission to make copies of this work under a Creative Commons, Attribution license.

This licence permits unrestricted use, distribution, and reproduction in any medium, provided the original author and source are credited. See the Legal Code for further information.

Image source should be attributed as specified in the full catalogue record. If no source is given the image should be attributed to Wellcome Collection.


**wellcome  
collection**

Wellcome Collection  
183 Euston Road  
London NW1 2BE UK  
T +44 (0)20 7611 8722  
E [library@wellcomecollection.org](mailto:library@wellcomecollection.org)  
<https://wellcomecollection.org>

I  
Library



S K E L T O N   A N D   B R O T T O N  
U R B A N   D I S T R I C T   C O U N C I L




R E P O R T

f o r   t h e   Y e a r   1 9 6 5

o f   t h e   M e d i c a l   O f f i c e r   o f   H e a l t h

T. M. B. ROHAN,

M.B., B.CH., B.A.O., D.P.H.





TO THE CHAIRMAN AND MEMBERS

OF THE

SKELTON & BROTTON URBAN DISTRICT COUNCIL

---

Mr. Chairman and Gentlemen,

I beg to submit my Annual Report for the year 1965, the contents of which are in accordance with the regulations of the Ministry of Health.

During the year measles accounted for the great majority of the infectious diseases notified in the Urban District.

The table of classification of the causes of death shows diseases of the heart and circulation once again to be the main cause with cancer taking second place.

This year saw the event of the Warden service scheme for aged and handicapped people when 31 new bungalows were let to tenants in Skelton. I hope that this is only the end of the beginning in the provision of this service and that many more bungalows of this nature will be built in the years to come.

Brotton had the meals on wheels service provided under the very able guidance and kind help of the W.V.S. and I wish them every success in their venture.

I would like to record my thanks to the Chairman and members of the Health Committee for their encouragement throughout the year.

To the Heads of Departments I am again obliged for their co-operation at all times. To Mr. J. H. Rhodes, whose report follows mine, I owe an especial debt for his unstinted help in all matters concerning the health of the District.

Finally, I wish to thank the two clerical officers, Mr. R. K. Nuttall and Miss D. E. Fox, who, working in the Area Health Office, have contributed materially to the smooth conduct of affairs.

I am, Gentlemen,

Your obedient servant,

T. M. B. ROHAN

Medical Officer of Health.

September, 1966.



TABLE 1


## Public Health Officers

Whole Time Officers	Guisborough Urban District	Skelton & Brotton Urban District	Loftus Urban District
Medical Officer of Health who is also Asst. County Medical Officer No. 4 Area N.R.C.C. and School Medical Officer, N.R.C.C.	Dr. T. M. B. Rohan		
Public Health Inspectors	*Mr. A. T. Pallister	Mr. J. H. Rhodes	*Mr. W. C. Ranson
Additional Public Health Inspector	Mr. E. Ward	Mr. R. M. Chalmers	Mr. W. Murray

\*Also Surveyor of the district concerned

County Public Health Staff attached to the Skelton and Brotton Area

Miss M. Nuttall	Health Visitor
Mrs. H. B. Grant	Health Visitor
Miss L. Sanders	District Nurse/Midwife
Mrs. K. Thirling	District Nurse/Midwife
Miss A. Wardhaugh	District Nurse/Midwife
Miss M. E. Smith	District Nurse/Midwife
Mr. R. K. Nuttall	Senior Clerk
Miss D. E. Fox	Clerk/Typist



Digitized by the Internet Archive  
in 2018 with funding from  
Wellcome Library

<https://archive.org/details/b3008975x>

## Statistics of the Area

### Population

The Registrar-General's estimate of the population of the district in the mid-year 1965 is 13,420 as compared to an estimate of the population in the mid-year 1964 of 13,330.

### General Statistics

I am indebted to the Financial Officer of the Council for the following figures :-

1. Area of the District in acres	...	...	...	...	15,419
2. No. of inhabited houses according to the rate books					4,520
3. Rateable Value	...	...	...	...	£254,068
4. Sum represented by a penny rate			...	...	£973

TABLE 2

#### Vital Statistics

			MALE	FEMALE	TOTAL
Live Births	...	...	143	117	260
Legitimate	...	...	131	106	237
Illegitimate	...	...	12	11	23
<hr/>					
Still Births	...	...	-	2	2
Legitimate	...	...	-	2	2
Illegitimate	...	...	-	-	-

#### Deaths of Infants under 1 year of age

			MALE	FEMALE
Total	...	...	5	3
Legitimate	...	...	5	1
Illegitimate	...	...	-	2

The number of births registered being 260 gives a corrected birth-rate of 20.9 per 1,000 of the population, compared to 18.1 for England and Wales. 8 infants under the age of one year died giving an infant mortality rate of 30.7 per 1,000 live births compared to the rate for England and Wales of 19.0.



TABLE 3 - Vital Statistics

## CAUSES OF DEATH

	MALE	FEMALE
Tuberculosis, Respiratory ... ..	-	-
Tuberculosis, other ... ..	-	-
Syphilitic disease ... ..	-	-
Diphtheria ... ..	-	-
Whooping Cough ... ..	-	-
Meningo-coccal infection ... ..	-	-
Acute Poliomyelitis ... ..	-	-
Measles ... ..	-	-
Other Infective and Parasitic Diseases	-	-
Malignant Neoplasm of Stomach ...	2	1
Malignant Neoplasm of Lung, Bronchus	4	1
Malignant Neoplasm of Breast ...	-	3
Malignant Neoplasm of Uterus ...	-	2
Other Malignant and Lymphatic Neoplasms	4	5
Leukaemia ... ..	-	1
Diabetes ... ..	-	3
Vascular Lesions of the Nervous System	9	14
Coronary Disease, Angina ... ..	29	11
Hypertension with Heart Disease ...	-	-
Other Heart Diseases ... ..	7	4
Other Circulatory Diseases ... ..	2	2
Influenza ... ..	-	-
Pneumonia ... ..	3	2
Bronchitis ... ..	5	1
Other Diseases of Respiratory System	-	-
Ulcer of Stomach and Duodenum ...	-	-
Gastro-enteritis and diarrhoea ...	-	-
Nephritis and Nephrosis ... ..	1	-
Hyperplasia of Prostate ... ..	2	-
Pregnancy, child-birth, abortion	-	-
Congenital malformations ... ..	1	-
Other defined or ill-defined diseases	10	7
Motor vehicle accidents ... ..	1	-
All other accidents ... ..	-	2
Suicide ... ..	-	-
Homicide and operations of war ...	-	-
ALL CAUSES ... ..	80	59

The deaths are classified under thirty-six headings based on the Abbreviated List of International Statistical Classification of Diseases, Injuries and Causes of Death, 1948. 139 deaths of residents gave a corrected death-rate of 11.7 per 1,000 of population compared to 11.5 for England and Wales.



TABLE 4

NOTIFIABLE DISEASES 1965  
(other than Tuberculosis)

	All Ages	Under 1 year	1 year	2	3	4	5-	10-	15-	25-	35-	45-	65-	Age Un- known
Scarlet Fever ...	-	-	-	-	-	-	-	-	-	-	-	-	-	-
Dysentery ...	2	1	-	-	-	-	-	-	-	1	-	-	-	-
Pneumonia ...	-	-	-	-	-	-	-	-	-	-	-	-	-	-
Puerperal Pyrexia	-	-	-	-	-	-	-	-	-	-	-	-	-	-
Erysipelas ...	1	-	1	-	-	-	-	-	-	-	-	-	-	-
Measles ...	98	4	10	15	17	8	44	-	-	-	-	-	-	-
Whooping Cough ...	4	1	2	-	-	-	1	-	-	-	-	-	-	-
Meningo-coccal Infection	-	-	-	-	-	-	-	-	-	-	-	-	-	-
Typhoid ...	-	-	-	-	-	-	-	-	-	-	-	-	-	-
Food Poisoning ...	-	-	-	-	-	-	-	-	-	-	-	-	-	-
Poliomyelitis (Paralytic)	-	-	-	-	-	-	-	-	-	-	-	-	-	-
Encephalitis ...	-	-	-	-	-	-	-	-	-	-	-	-	-	-



## Infectious Diseases

Table 4 shows the incidence of notifiable diseases other than tuberculosis.

### Tuberculosis

Four new cases of respiratory tuberculosis were notified during the year.

There were no deaths from tuberculosis during 1965.

TABLE 5

### Immunisation and Vaccination

<u>Immunisation against Diphtheria</u>	UNDER 1	1 TO 4	5 TO 14	TOTAL
Completed	201	32	-	233
Reinforcing Doses	-	-	55	55
<u>Immunisation against Whooping Cough</u>		0 TO 4	5 TO 14	TOTAL
Completed		227	3	230
<u>Vaccination (Smallpox)</u>	PRIMARY		RE-VACCINATION	
	39		6	
<u>Poliomyelitis Vaccination</u>	PRIMARY		REINFORCING	
	271		169	

### The General Provision of Health Services in the District

#### 1. Laboratory Facilities

This work is now done at the Public Health Laboratory, Middlesbrough.



2. National Health Service Act, 1946

With certain exceptions the Guisborough Area Health Sub-Committee of the Health Committee of the County Council exercises the functions of the Local Health Authority in supervising the day to day administration of the services provided under this Act. The Committee met every two months. It is composed of members of the County Council, of the three District Councils of Guisborough, Skelton and Brotton, and Loftus, and of certain co-opted members. Among the services administered are the following :-

Domestic Help Service	Home Nursing
Prevention of illness: Care and After Care	Health Visiting
Ambulance Service	Midwifery
Vaccination and Immunisation	Care of Mothers and Young Children.

3. Prevention of Illness - Care and After-Care

The work previously carried out under this heading by the Voluntary Care Committee is now being undertaken by the Guisborough Area Health Sub-Committee. Enquiries and requests for assistance may be made to the Medical Officer of Health, District Health Office, Park Lane, Guisborough. (Telephone: Guisborough 2521).

4. National Assistance Acts, 1948 and 1951 - Section 47

No procedure has been taken during the year.



S K E L T O N   &   B R O T T O N   U R B A N   D I S T R I C T   C O U N C I L

HEALTH DEPARTMENT,

COUNCIL OFFICES,

SKELTON-IN-CLEVELAND.

To the Chairman and Members of  
Skelton and Brotton Urban District Council.

Mr. Chairman and Gentlemen,

I have pleasure in presenting my eighth Annual Report to the Council for the year 1965.

I wish to express my thanks to the Chairman and Members of the Council for their encouragement during the year, and to my assistant, Mr. R. M. Chalmers, to my clerk and to all my colleagues for their help and co-operation.

Certain information in the report relating to sewerage and improvement grants has been kindly provided by your Surveyor.

Your obedient servant,

J. H. RHODES

Public Health Inspector.



## SANITARY CIRCUMSTANCES OF THE DISTRICT

A summary of visits made is tabulated below :-

TABLE 6

		No. of Inspections
Dwellinghouses	...	377
Conversions	...	32
Slaughterhouses	...	1347
Factories	...	18
Food Premises	...	48
Water Supplies	...	10
Drainage and Sewerage		58
Pests	...	435
Infectious Diseases		64
Miscellaneous	...	<u>592.</u>
TOTAL		<u>2981</u>

### WATER SUPPLY

With the exception of some outlying farms and cottages water is supplied by the Tees Valley and Cleveland Water Board. Table 7 summarises the position as follows :-

TABLE 7

Number of houses having mains supply in pipes inside	4500
Number of houses supplied by standpipes ... ..	-
Number of houses supplied by wells and springs ...	20

Eight samples of water were taken during the year and submitted for bacteriological examination. Details are given in Table 8.

TABLE 8

Area	No. of Samples	Result	
		Satisfactory	Unsatisfactory
Skelton	1	1	-
Brotton	4	4	-
Lingdale	3	3	-







FACTORIES

Tables 10, 11 and 12 give details of factory inspection work carried out during the year.

Prescribed Particulars on the Administration of the  
Factories Act, 1937

Part I of the Act

TABLE 10

1. Inspections

Premises	No. on Register	No. of Inspections	No. of written Notices	Occupiers Prosecuted
1. Factories in which Sections 1 to 6 are enforced ...	4	4	-	-
2. Factories in which Section 7 is enforced ... ..	23	13	-	-
3. Other premises in which Section 7 is enforced ...	2	1	-	-
TOTALS	29	18	-	-

TABLE 11

2. Cases where defects were found

Particulars	Found	Remedied	Referred to H. M. Inspector	Referred by H. M. Inspector
Want of Cleanliness ... ..	0	0	0	0
Overcrowding ... ..	0	0	0	0
Unreasonable Temperature ... ..	0	0	0	0
Inadequate Ventilation ... ..	0	0	0	0
Ineffective Drainage of Floors ... ..	0	0	0	0
Sanitary Conveniences				
(a) Insufficient ... ..	0	0	0	0
(b) Unsuitable or defective	3	3	0	3
(c) Not separate for sexes	0	0	0	0
Other offences against the Act	0	0	0	0
TOTAL	3	3	0	3



Part VII of the Act

Outwork

(Sections 133 and 134)

TABLE 12

Nature of Work	Section 133			Section 134		
	No. of out-workers in August list required by Section 133(1)(c)	No. of cases of default in sending lists to the Council	No. of prosecutions for failure to supply lists	No. of instances of work in unwholesome premises	Notices served	Prosecutions
Hearing) Making apparel) etc.	1	-	-	-	-	-
) Cleaning ) and ) Washing	-	-	-	-	-	-
Household linen	-	-	-	-	-	-
Lace, lace curtains and nets	-	-	-	-	-	-
Curtains and furniture hangings	-	-	-	-	-	-
Furniture and upholstery	-	-	-	-	-	-
Electro-plate	-	-	-	-	-	-
File making	-	-	-	-	-	-
Brass and brass articles	-	-	-	-	-	-



OFFICES, SHOPS AND RAILWAY PREMISES ACT, 1963

The following table shows registrations and general inspections relating to the above Act.

TABLE 13

REGISTRATIONS AND GENERAL INSPECTIONS

Class of premises	Total number of registered premises at end of year	Number of registered premises receiving a general inspection during the year
Offices	2	1
Retail Shops	35	16
Wholesale shops, warehouses	4	2
Catering establishments open to the public, canteens	5	4
Fuel storage depots	-	-




## HOUSING

Details of housing work are given in the following tables :-

TABLE 14

### Housing Appendix - Statistics

1. <u>Inspection of dwellinghouses during the year</u>		
1. (a)	Total number of dwellinghouses inspected for housing defects (under Public Health or Housing Acts) ... ..	113
(b)	Number of inspections made for the purpose ... ..	260
2. (a)	Number of dwellinghouses (included under sub-head (1) above which were inspected and recorded under the Housing Consolidated Regulations, 1925 and 1932 ... ..	0
(b)	Number of inspections made for the purpose ... ..	0
3.	Number of dwellinghouses found to be in a state so dangerous or injurious to health as to be unfit for human habitation ... ..	12
4.	Number of dwellinghouses (exclusive of those referred to under the preceding sub-head) found to be not in all respects reasonably fit for human habitation ...	15
2. <u>Remedy of defects during the year without service of formal notices</u>		
(1)	Number of defective dwellinghouses rendered fit or repaired in consequence of informal action by the local authority or their officers ... ..	11



Housing Statistics - continued

3. Action under Statutory Powers during the year

A.	Proceedings under Sections 9 and 16 of the Housing Act, 1957	
(1)	Number of dwellinghouses in respect of which notices were served requiring repairs ... ..	0
(2)	Number of dwellinghouses rendered fit after service of formal notices	
(a)	By Owners ... ..	0
(b)	By Local Authority in default of Owners ... ..	0
B.	Proceedings under Public Health Acts	
(1)	Number of dwellinghouses in respect of which notices were served requiring defects to be remedied ... ..	3
(2)	Number of dwellinghouses in which defects were remedied after service of formal notices	
(a)	By Owners ... ..	2
(b)	By Local Authority in default of Owners ... ..	0
C.	Proceedings under Section 17, 18, 26, 27 and 28 of the Housing Act, 1957	
(1)	Number of dwellinghouses in respect of which Demolition Orders were made ... ..	12
(2)	Number of dwellinghouses demolished in pursuance of Demolition Orders ... ..	0
(3)	Number of dwellinghouses subject to undertaking or closing Orders ... ..	0
(4)	Number of dwellinghouses in respect of which Closing Orders were determined, the premises having been rendered fit ... ..	0
D.	Clearance Areas	
(1)	Number of houses included in Clearance Areas ... ..	0
(2)	Number of houses included in Confirmed Clearance Orders	0
(3)	Number of houses included in Clearance Orders demolished	0
(4)	Number of persons displaced ... ..	0
(5)	Number of families displaced ... ..	0

4. Housing Act, 1957, Part 4, Overcrowding

(1)	Number of dwellings overcrowded at end of year ... ..	Not known
(2)	Number of new cases of overcrowding reported during year ... ..	6



### Improvement Grants

Number of Improvement Grants made	...	...	...	...	21
Number of Improvement Grants refused	...	...	...	...	-
Number of Standard Grants made	...	...	...	...	21

### Rent Act, 1957

No visits were made to houses in connection with the Rent Act, 1957.

### New Housing

Number of Council houses erected during year	...	...	...	56
Number of private houses erected during year	...	...	...	61

### Council Housing

The Council own 731 houses and 6 shops as follows :-

		Houses	Shops
Skelton	...	292	1
Brotton	...	270	5
Boosbeck	...	108	-
Lingdale	...	61	-
		<u>731</u>	<u>6</u>

### Re-housing

No. of families re-housed during year	...	...	...	100
No. of housing applicants at 31st December, 1965	...	...	...	170



## Analysis of Waiting List

Accommodation Required	Number of applicants
Bungalows	91
Houses	
Skelton	102
Lingdale	7
Boosbeck	4
Brotton	12
Hollybush	1
More than one estate	44
	<hr/>
	261
	<hr/> <hr/>

## FOOD

### General

There are 152 food premises in the area, and 86 of these are registered under the Food and Drugs Act, 1955. The premises may be classified as follows :-

Public Houses	...	...	...	...	20
Off-Licence Premises	...	...	...	...	7
Clubs (5 Workingmen's Clubs, 1 British Legion, 4 Institutes)	...	...	...	...	10
Fish and Chip Shops	...	...	...	...	16
Grocers, Confectioners, General Dealers	...	...	...	...	88
Bakehouses	...	...	...	...	5
Ice Cream Retailers	...	...	...	...	60
Butchers	...	...	...	...	15
Greengrocers	...	...	...	...	1
Cafes and Canteens	...	...	...	...	2

48 visits were made to various food premises.

### Milk

The Council are responsible for milk registration as shown in Table 15, and for retail milk sampling.

TABLE 15

#### Milk Registrations

Number of Milk Distributors registered	12
Number of Dairy Premises registered	8



Milk Supplies - Brucella Abortus

- (i) Number of samples of raw milk examined = 225
- (ii) Number of positive samples found = 25

The positive results came from four herds.

Following the notification of two or three cases of undulant fever in the area over the past year or two it was decided to take individual cow samples of all herds in the area from which unpasteurized milk is sold retail. Eight farms are concerned and where positive results were obtained the owners of the affected animals undertook not to sell suspect raw milk to the public.

We also have an arrangement with the farmers to test all cows brought into the milking herds.

MEAT AND OTHER FOODS

There are four private slaughterhouses which are licensed by the Council. One slaughterhouse is being used for the slaughter of animals for sale outside the area in addition to local trade.

The number of animals slaughtered in the area was 12,463 as compared with 13,666 in 1964 and 13,396 in 1963. One thousand three hundred and forty seven visits were made for meat inspection purposes including regular Saturday visits. In addition, thirty six visits were made to slaughterhouses outside the area under arrangements with Saltburn and Marske U.D.C.

The income for the year from meat inspection charges amounted to £544. 9s. 3d.

There are 11 licensed slaughtermen in the district.

<u>Other Foods Condemned</u>	lbs.	ozs.
Ox Tongue     ...     ...     ...     ...     ...     ...	6	0
Cooked Ham     ...     ...     ...     ...     ...     ...	31	8
Gammon Ham     ...     ...     ...     ...     ...     ...	18	8
Pressed Ham     ...     ...     ...     ...     ...     ...	4	7
Span     ...     ...     ...     ...     ...     ...		12
	<hr/>	<hr/>
Total     ...     ...     ...	61	3
	<hr/> <hr/>	<hr/> <hr/>



TABLE 16

Carcases and Offal inspected and condemned in whole or in part

	Cattle exclud- ing cows	Cows	Calves	Sheep & Lambs	Pigs	Horses
Number killed	1916	83	6	7979	2479	-
Number inspected	1916	83	6	7979	2479	-
All diseases except Tuberculosis & Cysticerci Whole carcasses condemned	1	2	-	-	2	-
Carcases of which some part or organ was condemned	79	15	-	36	46	-
Percentage of the number inspected affected with diseases other than tuberculosis and Cysti- cerci	4.17%	20.48%	-	0.45%	1.93%	-
Tuberculosis only: Whole carcasses condemned	-	-	-	-	-	-
Carcases of which some part or organ was condemned	2	-	-	-	9	-
Percentage of the number inspected affected with tuberculosis	0.1%	-	-	-	0.36%	-
Cysticercosis Carcases of which some part or organ was condemned	12	-	-	-	-	-
Carcases submitted to treat- ment by refrigeration	12	-	-	-	-	-
Generalised and totally condemned	-	-	-	-	-	-



TABLE 17  
FRESH MEAT CONDEMNATIONS DURING 1965

Reason for Condemnation	BEASTS		COWS		SHEEP		PIGS		TOTAL lb
	Carcase lb	Offal lb	Carcase lb	Offal lb	Carcase lb	Offal lb	Carcase lb	Offal lb	
C. Bovis	250	17	-	-	-	-	-	-	267
Abcesses	35	491	16	65	-	3	28	-	638
Pericarditis	-	8	340	-	-	-	-	-	348
Milk Spots	-	-	-	-	-	-	-	54	54
Bruising and Injuries	-	-	35	-	19	-	58	-	112
Parasites	-	382	-	34	-	95	-	109	620
Septicaemia	-	-	-	-	-	-	75	-	75
Carcinoma	-	-	482	-	-	-	-	-	482
Tuberculosis	45	45	-	-	-	-	112	-	202
Angioma	-	28	-	105	-	-	-	-	133
Peritonitis	-	-	-	-	-	-	65	-	65
Pleurisy	-	-	-	-	25	-	-	6	31
Cirrhosis	-	39	-	-	-	-	-	-	39
Miscellaneous	140	2	-	-	-	-	-	-	142
TOTAL	470	1012	873	204	44	98	338	169	3208
Submitted for treatment by refrigeration	5866	-	-	-	-	-	-	-	5866



## Adulteration

Sampling of food, etc., for this purpose is undertaken by the County Weights and Measures Office and the District Inspector has kindly supplied the following information regarding samples taken under the Food and Drugs Act in the Urban District during 1965.

Butter  
Easy Icing  
Flintstones Sweet Cigarettes  
Gollicrush Orange Drink  
Milk  
Sandwich Spread  
Savoury Sage and Onion Stuffing Mix

All the samples were reported to be genuine and no proceedings were instituted.

## CLEAN AIR

No complaint of smoke nuisance was received during the year.

## RODENT CONTROL

The Council's sewers were treated twice and only light infestations were found in a few areas. The Council's tips were kept under constant supervision and minor infestations dealt with on several occasions.

"Warfarin" has been used to treat all the infestations during 1965. This poison gives very good results and the technique recommended by the Ministry of Agriculture, Fisheries and Food is followed.

Details of work done are set out below :-

	Inspections	Treatments
Domestic Premises ... ..	142	86
Business Premises ... ..	12	18
Allotments ... ..	60	25
Farms ... ..	144	42
Council Tips and Buildings	30	9
Sewers ... ..	-	2
Schools ... ..	8	7



#### DISINFESTATIONS

Two infestations were dealt with during the year.

#### CARAVAN SITES

There are six licensed sites in the area, although two of these relate to individual caravans.

86 visits were made to sites during the year.

#### KNACKER'S YARD

The Knacker's Yard at Charltons was again licensed and periodical visits were made.

