

[Report 1960] / Medical Officer of Health, Shepshed U.D.C.

Contributors

Shepshed (England). Urban District Council.

Publication/Creation

1960

Persistent URL

<https://wellcomecollection.org/works/ehmhrv57>

License and attribution

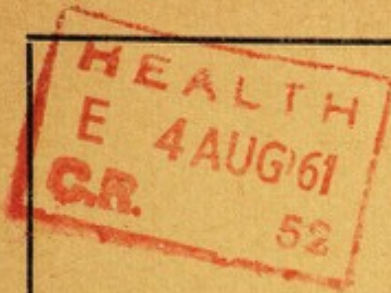
You have permission to make copies of this work under a Creative Commons, Attribution license.

This licence permits unrestricted use, distribution, and reproduction in any medium, provided the original author and source are credited. See the Legal Code for further information.

Image source should be attributed as specified in the full catalogue record. If no source is given the image should be attributed to Wellcome Collection.



Wellcome Collection
183 Euston Road
London NW1 2BE UK
T +44 (0)20 7611 8722
E library@wellcomecollection.org
<https://wellcomecollection.org>



**Shepshed
Urban District Council**

ANNUAL REPORT

of the Medical Officer of Health

and

Surveyor and Public Health Inspector

for the Year 1960



By


A. McM. W. SEGERDAL, M.D., D.P.H.

Medical Officer of Health

and

R. B. JONES, Cert. R.S.I.

Surveyor and Public Health Inspector



SHEPSHED URBAN DISTRICT COUNCIL

Medical Officer of Health's Report 1960

Medical Officer of Health:

A. McM. W. SEGERDAL, M.D., D.P.H.

Surveyor, Public Health Inspector and Water Engineer:

R. B. JONES, Cert. R.S.I.

Clerk to the Council: H. W. BERESFORD

Chairman of the Council: H. PEBERDY

Public Health Committee Chairman: T. G. O'BRIEN

Housing Committee Chairman: B. WOOD

Mr. Chairman and Gentlemen,

I beg to present my report for the year 1960.

The population continues to steadily increase and is now 6,910.

The birth rate (18.5) is lower than last year and higher than for England and Wales (17.1).

The death rate (12.2) is higher than 1959 (11.5) and higher than that for England and Wales (11.5).

The death rate of infants under one year of age is 22.1 and almost the same as that for England and Wales (21.9). Of the 74 deaths, seven were from accidents and suicide, the same number as for cancer. Together they constitute the second highest cause of death.

I have to record again that the chief causes of death were from diseases associated with elderly people.

During the year 77 new houses were completed, 46 by the local authority and 31 by private enterprise, making a total of 749 houses completed in the post war period, of which 452 were constructed by the local authority. General housing conditions have much improved during the post war period, and many of the older houses have been improved by the addition of W.Cs. and bathrooms, etc.

Implementation of the Food Hygiene Regulations 1958 has proceeded in a satisfactory manner.

During the year only 3 cases of infectious disease were notified: all Measles.

During the year only 2 cases of Tuberculosis were notified, 1 female Pulmonary and 1 male non-pulmonary. There were no deaths from Tuberculosis.

I am pleased to say that the number of children receiving primary immunisation against diphtheria still remains high, but not quite so many as last year.

I wish to express my thanks to Dr. Mair, of the Public Health Laboratory, and the Public Health Department of the County Council for their willing help and co-operation.

Finally I wish to thank Mr. R. B. Jones, Public Health Inspector and Surveyor, for his invaluable assistance during the year and you, Gentlemen, for your kindness and co-operation.

I am, Gentlemen,

Your obedient servant,

A. McM. W. Segerdal.

Belvoir Cottage,
Coalville.

Tel: Coalville 144.

SECTION A

General Statistics and Social Conditions

Area (in acres)	4,321
Registrar General's Estimate of Resident Population ..	6,910
Number of Inhabited Houses (end of 1960)	2,362
Rateable Value	£68,684
Sum representing Id. rate	£272
Comparability factors: Births	0.97
Deaths	1.14

Shepshed is situated in pleasant surroundings on the northern borders of Charnwood Forest. Its main industries are quarrying, manufacture of hosiery, boots, shoes, bricks and tiles. No industry was noticed as having an adverse effect on health.

There is a public park with paddling pool and playground for children.

Vital Statistics

(Figures in brackets for England and Wales)

Live births	13.2
Live birth rate	18.5 (17.1)
Still births	1
Still birth rate per 1,000 total (live and still) births	7.3 (19.7)
Total births	133
Infant deaths	3
Infantile mortality rate per 1,000 live births	22.6 (21.7)
Infantile mortality rate per 1,000 legitimate births	23.1
Infantile mortality rate per 1,000 illegitimate births	0
Neo-natal mortality rate (first four weeks) per 1,000 related live births	0 (15.6)
Early neo-natal mortality rate (first week) per 1,000 related live births	0
Perifal mortality rate of still births combined with early neo-natal deaths per 1,000 total related births	7.3
Percentage of illegitimate live births	1.56
Maternal deaths (including abortion)	0
Total maternal mortality rate (including abortion) per 1,000 total births	0 (0.39)

	Males	Females	Total
Live births: Legitimate	64	66	130
Illegitimate	1	1	2
Total	—	—	—
Total	65	67	132

	Males	Females	Total
Still births: Legitimate	0	1	1
Illegitimate	0	0	0
Total	—	—	—
Total	0	1	1

Total Live and Still births 65 68 133

	Males	Females	Total
Deaths	39	35	74

Death rate per 1,000 of population 12.2 (11.5)

CAUSES OF DEATH

CAUSE.	M.	F.	TOTAL
Malignant neoplasm, Stomach ...	1	0	1
Malignant neoplasm, lung bronchus	1	0	1
Other malignant & lymphatic neopl'ms	3	2	5
Vascular lesions of nervous system	7	9	16
Coronary disease, angina ...	3	3	6
Hypertension with heart disease ...	3	3	6
Other heart disease ...	4	9	13
Other circulatory disease ...	3	2	5
Pneumonia ...	1	1	2
Bronchitis ...	4	0	4
Ulcer of stomach and duodenum ...	2	0	2
Congenital malformations ...	0	1	1
Other defined and ill defined diseases	3	2	5
Motor Vehicle accidents ...	3	2	5
All other accidents ..	1	0	1
Suicide . .	0	1	1
Total ...	39	35	74

Deaths of Infants under 1 year of age:

	Males	Females	Total
Legitimate	2	1	3
Illegitimate	0	0	0
Total	— 2	— 1	— 3

Deaths of Infants under 4 weeks of age:

	Males	Females	Total
Legitimate	0	0	0
Illegitimate	0	0	0
Total	— 0	— 0	— 0

Deaths of Infants under 1 week of age:

	Males	Females	Total
Legitimate	0	0	0
Illegitimate	0	0	0
Total	— 0	— 0	— 0

Chief causes of death:

Disease of Heart and circulation	46
Malignant Neoplasm (Cancer)	7
Deaths due to accidents, and Suicide	7

SECTION B

General Provision of Health Services for the Area

HOSPITALS

All hospitals except some private maternity and nursing homes are under the Sheffield Regional Hospital Board. The County Homes for the aged and infirm people are under the County Council, but when they take ill are the responsibility of the Hospital Board.

TREATMENT CENTRES AND CLINICS

The Infant Welfare Centre is held at St. Winefride's Parish Hall every second and fourth Wednesday afternoon under the County Council.

The tuberculosis Clinic is held at John Street, Loughborough, and is under the Hospital Board.

AMBULANCE FACILITIES

The County Council is responsible for all ambulance facilities in the County, Colliery accidents are removed by ambulances provided by the National Coal Board stationed at Nailstone Colliery and Moira.

NURSING IN THE HOME

All District Nursing and Midwifery in the home is carried out under the County Council.

HEALTH VISITING

The work is very efficiently carried out under the County Council. A Diabetic Health Visitor attends the Diabetic Clinic at Leicester Royal Infirmary, and visits the patients in their homes on request.

LABORATORY FACILITIES

This work is carried out at the Public Health Laboratory, Isolation Hospital, Groby Road, Leicester.

Examinations performed:

Throat and Nose swabs	23
Sputa	22
Milks	39
Ice Creams	6
			<hr/>
			90

Generally there is co-operation between the local authority and services provided by Executive Council, and the Hospital Board, and the tendency is towards closer integration.

SECTION C

Sanitary Circumstances of the Area

Filtered water is purchased in bulk from the Loughborough Borough Council, and is satisfactory in quality and quantity.

Particulars of water supply to dwelling houses in district:

Internal Mains Water Supply		Mains Water from External Stand Pipes		Well Water Supply	
No. of Dwelling Houses	Population	No. of Dwelling Houses	Population	No. of Dwellings	Population
2318	6730	34	80	10	30

The whole of the Urban Area is supplied from mains. Approximately 150 yards extension of mains to serve private housing development and new dye works.

SEWAGE DISPOSAL

Number of Cesspools constructed during the year	0
Number of Cesspools abolished during the year	0
Total number in district on 31st December, 1957	29
Number of private sewage treatment plants constructed during the year	0

Proposal for further extensions to disposal works in planning stage. Ministry Inquiry held, proposal include for disposal of house refuse by admixture with sewage sludge.

CLOSET ACCOMMODATION

Privies 24. Pails 41. W.Cs. 2,536.

Converted to water carriage system during the year:
Privies 2. Pails 0.

Pail Closets are emptied at night once a week by direct labour and taken to agricultural land.

Domestic refuse is collected weekly by two vehicles by direct labour to one crude tip. Cesspools are emptied by owners.

SANITARY INSPECTIONS OF THE AREA

(a) Total number of complaints received	55
(b) Total number of premises at which defects or nuisances dealt with	143
(c) Total number of defects or nuisances dealt with in (b) ..	151

INSPECTIONS MADE

	No. of Inspections
Animal Keeping	10
Bakehouses	20
Dairies	64
Drainage Works	250
Dwelling Houses (all purposes)	560
Food Premises	86
Infectious Disease Enquiries ...	4
Refuse Collection and Disposal ...	250
Rodent Control	56
Schools	4
Shops	102
Slaughterhouses & Meat Inspect'ns	124
Smoke Observation	4
Tents, Vans, Sheds, etc.	4
Verminous and Dirty Premises ...	6
Water Supplies	100
Workshops, Outworkers, etc. ...	12
Other Inspections	410
Total	1966

NOTICES

Preliminary	Housing	Public Health
Outstanding on 1st January, 1960	1	—
Issued during year	48	16
Complied with during year	48	16
Statutory Action necessary	—	—
Outstanding 31st December, 1960	1	—

SUMMARY ACTION

SUMMARY ACTION. No action taken.

SHOPS. No action taken.

CAMPING SITES. None in area.

REGULATED BUILDINGS. None in area.

CARAVAN SITES AND CONTROL OF DEVELOPMENT ACT, 1960.

(a) INDIVIDUAL VANS, 3—1 permanent, 2 to end of planning permission.

(b) More than two vans—0.

ERADICATION OF BED BUGS. No action taken.

THE PET ANIMALS' ACT, 1951. No premises in district.

RAGFLOCK AND FILLING MATERIALS ACT, 1951. No premises in district.

PREVENTION OF DAMAGE BY PESTS ACT, 1949.

One part-time operator employed. 44 premises and 2 major infestations were dealt with and 7 sewers treated during the year

SCHOOLS. Number of schools disinfected 2

SWIMMING BATHS AND POOLS OPEN TO THE PUBLIC

Number in area: Publicly owned Paddling Pool—1.

Privately owned Nil.

Number of Inspections 50.

SECTION D

HOUSING

During the year 77 new houses were completed. 36 by the Council and 41 by private enterprise. 0 Council Houses and 27 by private enterprise are in course of erection.

Total number of post war houses completed by:

Local authority 452

Private enterprise 297

749

Total number of applicants for Council Houses at end of year 170

Number of applications received during year.. .. . 58

Number of Council Houses in district prior to war (1939) .. 217

Total number of occupied houses in district 2,362

Total number of Council Houses occupied in district .. 669

1 house was demolished and 2 closed.

General housing conditions are much improved over the post war period. Numbers of older houses have had W.Cs. bathrooms and other conveniences added. Good progress has been made under the Council's programme for dealing with unfit houses.

SECTION E

Inspection and Supervision of Food

ICE CREAM

Number of Premises registered (Retail only)	24
Number of Samples taken	6
Results: Grade I	6
Grade II	0

There are no complaints on the cleanliness of any of the premises.

MILK SUPPLY

Dairies (other than dairy farms) and Distribution (Section 8 Milk and Dairies Regulations, 1949).

No. on Register		Inspections	Contraventions Found Remedied
Dairies	6	48	Nil
Distributors	0	0	Nil

BACTERIOLOGICAL MILK SAMPLING

Class	No. of Samples	Satisfactory	Unsatisfact'y
Designated— "Tuberculin Tested"	10	10	—
"Pasteurised"	28	25	3 3 void ducts Temperature exc'ding 65°F

MILK. (Special Designation) (Pasteurised Milk) Regulations, 1949.

Particulars of Licences issued:

Dealers Licences: Pasteurised 6. Sterilised 1.

Supplementary Licences: Pasteurised 1. Sterilised 1.

MILK. (Special Designation) (Raw Milk) Regulations, 1949.

Particulars of Licences issued:

Dealers Licences 4. Supplementary Licences 1.

MEAT AND OTHER FOODS

Number of slaughterhouses in area	1
Number of animals slaughtered therein	1,621
Number of animals examined therein	1,493
Number of inspections of meat at time of slaughter	120
Number of knacker yards in area	0

CARCASSES INSPECTED AND CONDEMNED

	Cattle Excluding cows	Calves	Sheep and Lambs	Pigs
No. killed	230	3	923	465
Number inspected ...	200	3	820	420
All diseases except Tuberculosis whole carcasses condemned ...				
Number of carcasses of which some part or organ was condemned	28	—	48	6
Percentage of number inspected affected with disease other than tuberculosis	14%	—	5.5%	1.4%

Tuberculosis—Nil.

Number of inspections of meat shops, meat stores, etc. .. 62

Number of inspections of places where food (other than
meat) is kept or prepared for sale 52

FOOD HYGIENE REGULATIONS, 1955

Number of premises inspected 12

Number of inspections made for that purpose 46

Number of informal notices served 1

Number of informal notices complied with 1

Number of informal notices outstanding 31st December, 1960 0

Number of formal notices served 9

Action so far has been informal. There are no markets in the district. Implementation of the regulations has proceeded in a very satisfactory manner.

SECTION F

Prevalence of and Control of Infectious Diseases

Notifiable Disease other than Tuberculosis.

	Final Numbers After Correction	Cases Admitted to Hospital	Total Deaths
Measles	3	0	0
Total	3	0	0

Analysis under Age Group:

Ages	Erysipelas	Scarlet Fever	Whoop'g Cough	Measles	Acute Polio Non Paralytic
Under 1 year	0	0	0	0	0
1—2	0	0	0	0	0
2—3	0	0	0	0	0
3—4	0	0	0	0	0
4—5	0	0	0	1	0
5—9	0	0	0	2	0
10—14	0	0	0	0	0
15—24	0	0	0	0	0
25 and over	0	0	0	0	0
Total	0	0	0	3	0

In January 1960, I was called to Hind Leys School, as it was thought there was some Food Poisoning. This, however, turned out to be winter vomiting disease, and all samples of faeces examined bacteriologically were completely negative. Some 20 persons, both teachers and pupils, were interviewed. The symptoms were very mild, and very few people had consulted a doctor. It would appear that this complaint was very prevalent at that time.

Immunisation Against Diphtheria

Number of children immunised during the period 1st January—31st December, 1960

Age at 31.12.60 i.e. born in year	1	2	3	4	5	6	7	8	9	10	11	12	Total
Under 1 1960	1959	1958	1957	1956	1955	1954	1953	1952	1951	1950	1949	1948	
Primary Immunisation	51	9	—	—	1	1	1	1	—	1	—	1	80
Booster Dose	—	—	—	18	34	3	1	—	—	—	—	—	56

Total Primary Immunisation 80

Total Booster Dose 56

STATEMENT OF PARTICULARS APPEARING IN THE
TUBERCULOSIS REGISTER FOR THE YEAR 1960

	Pulmonary			Non-Pulmonary			Total
	M.	F.	Total	M.	F.	Total	
No. of cases in the Register at the commencement of year	17	12	29	2	1	3	32
No. of cases notified during the year	0	1	1	1	0	1	2
No. of cases restored to the Register	0	0	0	0	0	0	0
No. of cases added other than by formal notification	0	0	0	0	0	0	0
No. of cases removed from the Register during the year	2	6	8	1	0	1	5
No. of cases remaining on the Register at end of year	15	7	22	2	1	3	25

CAUSES OF REMOVAL FROM REGISTER

	Pulmonary		Non-Pulmonary		Total
	M.	F.	M.	F.	
Cured	2	5	1	0	8
Left Area	0	1	0	0	1
	—	—	—	—	—
	2	6	1	0	9

At the Church of England School, 100 children (50 boys and 50 girls) were skin tested by Dr. Blake, the Chest Physician, as a case of Pulmonary Tuberculosis had occurred in one of the School Canteen Workers. Six children, three boys and three girls, were tuberculin positive, but were all negative on X-Ray.

There is free co-operation between the local authority and the Chest Physician, and every assistance is given in the ascertainment of contacts, rehousing and employment.

A special clinic for contacts has been working very satisfactorily and general practitioners have availed themselves fully of X-Ray facilities.

ANNEX TO ANNUAL REPORT

PART I OF THE ACT

Premises (1)	No. on Register (2)	Inspect- ions (3)	Written Notices (4)	Occupiers prosecuted (5)
Factories in which Sections 1, 2, 3, and 5 are to be enforced by Local Authorities	1	4	0	0
Factories not included in (1) in which Section 7 is enforced by the Local Authorities	44	38	0	0
Total ...	45	42	0	0


CASES IN WHICH DEFECTS WERE FOUND

No action necessary.

PART VII OF THE ACT

Outwork Sections 110 and 111:

Nature of Work	No. of Outworkers in August list Required by Section 110	No. of Cases of defaults in sending lists to the Council	No. of Pros. for failure to supply lists
Wearing Apparel. (Making, etc.)	109	0	0



96