

[Report 1964] / Medical Officer of Health, Sedgefield (Union) R.D.C.

Contributors

Sedgefield (England). Rural District Council.

Publication/Creation

1964

Persistent URL

<https://wellcomecollection.org/works/yvms3saz>

License and attribution

You have permission to make copies of this work under a Creative Commons, Attribution license.

This licence permits unrestricted use, distribution, and reproduction in any medium, provided the original author and source are credited. See the Legal Code for further information.

Image source should be attributed as specified in the full catalogue record. If no source is given the image should be attributed to Wellcome Collection.




Wellcome Collection
183 Euston Road
London NW1 2BE UK
T +44 (0)20 7611 8722
E library@wellcomecollection.org
<https://wellcomecollection.org>

THE RURAL DISTRICT COUNCIL
OF SEDGEFIELD.


Library

ANNUAL REPORT

The stamp is circular with the words "MINISTRY OF HEALTH" around the perimeter and "of the" in the center.

MEDICAL OFFICER OF HEALTH
for the
YEAR ENDING
31st DECEMBER, 1964.

Printed by A. Blamire and Son, Printers and Stationers,
FERRYHILL
1965.




THE RURAL DISTRICT COUNCIL
OF SEDGEFIELD.

ANNUAL REPORT

of the
MEDICAL OFFICER OF HEALTH
for the
YEAR ENDING
31st DECEMBER, 1964.

Printed by A. Blamire and Son, Printers and Stationers.
FERRYHILL
1965.



Digitized by the Internet Archive
in 2018 with funding from
Wellcome Library

<https://archive.org/details/b30076481>

Sedgefield Rural District Council

M. WINIFRED RODGERS,
M.B., B.Ch., B.A.O., D.P.H.
MEDICAL OFFICER OF HEALTH

TELEPHONE NO. SEDGEFIELD 555.



*Manor House,
Sedgefield,
Stockton-on-Tees,
Co. Durham.*

YOUR REF.
D/LA/GEN

OUR REF.
EC/G

14th October, 1965

Secretary,
Ministry of Health,
Alexander Fleming House,
Elephant and Castle,
LONDON, S.E.1.

Dear Sir,

I append below corrigendum in respect of my Annual Report for the year ended 31st December, 1964, four copies of which were recently sent to you.

Yours faithfully,

M. W. Rodgers

Medical Officer of Health.

CORRIGENDUM

At end of first paragraph on Page 39

delete "one part per million." and

substitute "0.1 and 1.0 part per million respectively."

*copies
made by*

SEDGEFIELD RURAL DISTRICT COUNCIL.

Chairman of the Council — 1964-1965:

COUNCILLOR T. SHIELDS, B.E.M., J.P.

Vice-Chairman:

COUNCILLOR D. GUTHRIE.

Councillors:

J. R. Bailey.	R. B. Lindsay.
A. Birkbeck.	J. Madrell (from May, 1964).
D. Burton (until May, 1964).	P. W. McCourt.
R. Christison (from May, 1964).	R. Mills.
J. B. Cummings.	P. J. O'Dowd.
S. Cutler.	J. H. Paling.
J. F. Dent.	G. T. H. Pearson.
H. Eddy (from May, 1964).	E. Perks (until May, 1964).
R. Ellis.	*J. Richardson.
*T. Flatman.	Mrs. E. Robinson.
J. G. Gargett.	G. L. Roper.
N. Gargett.	W. E. Rutherford.
*Mrs. M. Gunn.	*W. Slee (from May, 1964).
R. Hall.	*Mrs. H. Slee (until May, 1964).
*R. W. Hardy.	*E. Stapleton.
A. E. Hart.	Mrs. C. Stoddart.
S. R. Haswell.	C. Stubbs (until May, 1964).
H. R. Hodgson (until May, '64).	G. W. Terrans.
G. K. C. Hutton.	A. E. Tills.
A. Innes.	J. J. Williams.
G. H. Johnson.	J. F. Wilson.
Mrs. M. Kendall.	Mrs. J. M. Youngson.
G. Lawson.	

*Members of the No. 10 Area Health Sub-Committee.

Public Health Officers and Staff of the Local Authority.

Medical Officer of Health, (Part-Time) :-

M. W. RODGERS, M.B., B.Ch., B.A.O., D.P.H.
Council Offices, Sedgefield, Stockton-on-Tees.
(Tel. Sedgefield 555).

Senior Public Health Inspector :-

E. CURRY, M.A.P.H.I., Certified Meat and Food
Inspector.

Public Health Inspectors :-

F. GARDNER, M.A.P.H.I., Certified Meat and Food
Inspector.

E. M. PETCH, M.A.P.H.I., Certified Meat and Food
Inspector, Certified Smoke Inspector.

Assistant to Public Health Inspectors :-

W. KENNEDY.

Pupil Public Health Inspector :-

D. CLARK.

Clerks :-

E. A. GALLAGHER.

Miss A. E. JORDISON (part-time).

COUNCIL OFFICES,
SEDFIELD,
STOCKTON-ON-TEES.

Mr. Chairman, Ladies and Gentlemen,

I have pleasure in presenting to you the 87th annual report on the health and sanitary circumstances of your district for the year 1964.

According to the Registrar General's mid-year estimate there was, for the third year in succession, a further drop in population from 36,330 to 35,420. The population in 1961 was 37,160.

Vital statistics enable a comparison to be made between the health of the district in different years and the health of the rest of the country and the statistics used in this connection are the live birth rate, the still birth rate, the infantile mortality rate and the general death rate. With the exception of the general death rate, the rates compare very favourably with those for 1963. There was a slight rise in the live birth rate, a fall in the still birth rate, and a considerable fall in the infantile mortality rate. The standardised live birth rate was 17.51 as compared with 16.97 in 1963 and 18.4 for England and Wales. The still birth rate dropped from 22.8 to 19.54 but is still above the national rate of 16.4. The infantile mortality rate of 19.94 is for the first time since 1955 lower than the rate for England and Wales, and considerably below the previous year's rate of 23.37.

The standardised general death rate, however, has increased from 11.99 to 12.90 and the perturbing feature is the increase in deaths from malignant disease. As compared with the previous year there was not only an increase in the number of deaths from cancer of the lung—from 22 to 26—but an increase of 23 in the total number of cancer deaths.

The position as regards infectious disease gave no cause for anxiety. Notified cases of dysentery were few and there were no cases of food poisoning. Measles, which had reached epidemic proportions the previous year, had a greatly reduced incidence. More cases of tuberculosis were notified than during the previous year but there were fewer deaths from this disease. Preventive measures against infectious disease were continued. Immunisation against poliomyelitis, diphtheria and tetanus was offered in infant schools to all new entrants, and Heaf testing was offered to the same children. B.C.G. vaccination was undertaken in the Senior Schools.

Residential accommodation is provided by the Local Health Authority for persons who by reason of age or infirmity are in need of care and attention, and the number of persons already in residence or on the waiting list is given in the report. It was not found necessary to take statutory action in any case and all admissions were voluntary.

The Meals on Wheels service referred to in last year's report was put into operation in the Ferryhill and Fishburn districts during the year and recently has been extended to include Cornforth. This is a valuable and much appreciated service and I would once again like to express my appreciation to the W.V.S.

The services provided in connection with environmental health were maintained throughout the year but the work of the department, both inspectorial and clerical, has been increased by the Offices, Shops and Railway Premises Act, 1963, certain sections of which came into operation during the year. The comments and tables contained in the relevant section of the report show the work done by your public health inspectors.

Finally, I wish to express my thanks to the Council for their continued courtesy throughout the year and to their staff, especially those of my department, for the co-operation and help given at all times.

I have the honour to be,

Mr. Chairman, Ladies and Gentlemen,

Your obedient servant,

M. W. RODGERS,

Medical Officer of Health.

GENERAL STATISTICS

Area: 39,005 acres.

Population: 35,420.

Number of inhabited houses: 11,352.

Rateable Value: £864,879.

Sum represented by penny rate: £3,336 (at 1st April, 1965).

Comparability Factors.

Births: 1.03.

Deaths: 0.87.

Main Industries and Employment.

No significant change occurred in the industrial structure of the district. Coalmining and, to a lesser extent, coke ovens, agriculture, limestone quarrying, general engineering, building and clothing manufacture continued to be the chief industries, whilst hospitals, public transport services and local government employed fairly large numbers of persons.

Since no separate statistics in relation to the district are kept by the employment exchanges at Spennymoor, Stockton and Wingate, which cover the district, it is difficult to assess the unemployment situation with any accuracy. From the information supplied by the exchanges concerned, it would appear that the number of unemployed decreased over the year. Although the decline in the number of employees at some local coalmines continued, the majority of those affected were offered employment in other mines outside the area.

There was a demand for machine operators and machine setters at general engineering works sited in areas adjoining this district and, with the arrival of new firms, this demand is expected to continue.

VITAL STATISTICS.

LIVE BIRTHS—

Number 602.

Rate per 1,000 population: 17.0.

Adjusted rate in accordance with the factor supplied by the Registrar General: 17.51.

ILLEGITIMATE LIVE BIRTHS—

Number: 16.

Per cent. of total live births: 2.65.

STILL BIRTHS—

Number: 12.

Rate per 1,000 total live and still births: 19.54.

TOTAL LIVE AND STILL BIRTHS—

Number: 614.

INFANT DEATHS—

Number: 12.

RATES.

Total infant deaths per 1,000 total live births: 19.94.

Legitimate infant deaths per 1,000 legitimate live births: 20.47.

Illegitimate infant deaths per 1,000 illegitimate live births: Nil.

Neonatal Mortality Rate (deaths under 4 weeks per 1,000 total live births): 11.62.

Early Neonatal Mortality Rate (deaths under 1 week per 1,000 total live births): 8.30.

Peri-natal Mortality Rate (still births and deaths under 1 week combined per 1,000 total live and still births): 27.68.

Maternal Mortality (including abortion)—

Number of deaths: Nil.

DEATHS.

Number: 525.

Rate per 1,000 population: 14.83.

Adjusted rate in accordance with the factor supplied by the Registrar General: 12.90.

Table of Rates as compared with England and Wales—

	Sedgefield R.D.	England and Wales.
Live birth rate per 1,000 population ...	17.51	18.4
Still birth rate per 1,000 total live and still births	19.54	16.4
Infant mortality rate per 1,000 live births...	19.94	20.0
Neo-natal mortality rate per 1,000 live births	11.62	13.8
Peri-natal mortality rate per 1,000 total live and still births	27.68	28.2
Maternal mortality rate excluding abortion	Nil.	0.20
Maternal mortality rate due to abortion ...	Nil.	0.06
Total maternal mortality	Nil.	0.25
Death rate per 1,000 population (all ages)	12.90	11.3

Table of Birth Rates and Death Rates for the past 20 years
(1945 - 1964) as compared with Rates for England and Wales.

Year.	General Death Rate.		Infantile Mortality Rate.		Total Birth Rate.	
	Sedgefield	England and Wales	Sedgefield	England and Wales	Sedgefield	England and Wales
1945	9.96	11.4	58.29	46	20.56	16.56
1946	10.65	11.5	45.80	43	20.59	19.63
1947	10.33	12.0	37.70	41	20.54	21.00
1948	10.25	10.8	47.69	34	18.20	18.32
1949	10.68	11.7	63.04	32	17.41	17.09
1950	11.26	11.6	33.51	29.8	16.91	16.17
1951	12.28	12.5	35.27	29.6	17.31	15.86
1952	11.03	11.3	34.2	27.6	18.48	15.3
1953	16.02	11.4	32.6	26.8	16.59	15.85
1954	15.76	11.3	25.39	25.5	*14.19	*15.2
1955	15.94	11.7	23.5	24.9	*15.3	*15.0
1956	13.50	11.7	24.95	23.8	*15.6	*15.7
1957	12.6	11.5	38.4	23.1	*16.5	*16.1
1958	12.26	11.7	28.86	22.6	*16.96	*16.4
1959	13.2	11.6	24.5	22.2	*16.4	*16.5
1960	13.3	11.5	29.82	21.7	*16.3	*17.1
1961	13.9	12.0	32.6	21.4	*15.4	*17.4
1962	14.96	11.9	26.88	21.6	*15.67	*18.0
1963	11.99	12.2	23.37	21.1	*16.97	*18.2
1964	12.90	11.3	19.94	20.0	*17.51	*18.4

* Live birth rate.

ANALYSIS OF STATISTICS

The estimated population for 1964 was 35,420 compared with 36,330 in the previous year.

Comparability factors for your district are:

Births: 1.03. Deaths: 0.87.

These make allowances for differences in age and sex distribution and the death comparability factor also takes account of the presence of residential institutions. The use of comparability factors makes it possible to compare the crude birth and death rates with those for England and Wales and with similarly adjusted rates for other districts.

Live Births.

The live births numbered 602 showing an increase of 3 on the previous year, and making a rate of 17.0 per 1,000 of the population. When adjusted in accordance with the comparability factor supplied by the Registrar General, this rate becomes 17.51 which is higher than the similarly adjusted rate for 1963.

			<i>Male.</i>	<i>Female.</i>	<i>Total.</i>
Legitimate	308	278	586
Illegitimate	10	6	16
			<hr/>	<hr/>	<hr/>
			318	284	602

Still Births.

There was a decrease of two in the number of still births as compared with the previous year, giving a rate of 19.54 as compared with 22.8. This compares unfavourably with the rate for England and Wales, which was 16.4.

			<i>Male.</i>	<i>Female</i>	<i>Total.</i>
Legitimate	7	4	11
Illegitimate	1	—	1
			<hr/>	<hr/>	<hr/>
			8	4	12

Deaths of Infants under 1 year.

Twelve infants under the age of one year died during 1964 as compared with 14 in 1963. This gives a rate of 19.94 as compared with 23.37. Seven of the deaths were due to prematurity or congenital malformations.

Deaths of Infants under 1 year :				<i>Male.</i>	<i>Female.</i>	<i>Total.</i>
Legitimate		6	6	12
Illegitimate		—	—	—
			...	<u>6</u>	<u>6</u>	<u>12</u>

Deaths of Infants under 4 weeks (Neonatal).

				<i>Male.</i>	<i>Female.</i>	<i>Total.</i>
Legitimate		4	3	7
Illegitimate		—	—	—
			...	<u>4</u>	<u>3</u>	<u>7</u>

Deaths of Infants under 1 week (Early Neonatal).

				<i>Male.</i>	<i>Female.</i>	<i>Total.</i>
Legitimate		2	3	5
Illegitimate		—	—	—
			...	<u>2</u>	<u>3</u>	<u>5</u>

CAUSES OF DEATH—

		Under 1 Wk.		1-4 Wks.		Over 4 Wks.	
		M.	F.	M.	F.	M.	F.
Prematurity	...	1	2	—	—	—	—
Congenital Malformations	...	1	1	1	—	—	1
Pneumonia	...	—	—	—	—	1	2
Diabetes	...	—	—	1	—	—	—
Cow's milk intolerance	...	—	—	—	—	1	—
		<u>2</u>	<u>3</u>	<u>2</u>	<u>—</u>	<u>2</u>	<u>3</u>

Comparative table of rates for certain diseases.

				Sedgefield R.D. (per 1,000 population).	England and Wales. (population).
Deaths, all causes	12.90	11.3
Cancer, lungs and bronchus	0.734	0.535
All other cancer	2.061	1.674
Vascular lesions of nervous system	1.610	1.561
Coronary disease, angina	3.049	2.241
Hypertension with heart disease	0.536	0.182
Other heart disease	1.581	1.244
Other circulatory diseases	0.592	0.415
Tuberculosis, respiratory	0.056	0.047
Tuberculosis, other forms	—	0.006
Influenza	0.028	0.022
Acute poliomyelitis	—	0.000
Pneumonia	1.326	0.635

Once again almost half the total deaths were attributable to diseases of the heart and arteries. Coronary disease accounted for 20 per cent. of the total deaths and maintained its position as the largest single cause. The second largest cause was malignant disease followed by vascular lesions of the nervous system. Deaths from cancer of the lungs showed an 18 per cent. increase over the figures for the previous year whilst deaths from all other forms of cancer showed an increase of 35 per cent. The totals for 1963 and 1964 were 76 and 99 respectively.

Approximately 15 per cent. of all male deaths and 23 per cent. of all female deaths occurred at ages of 75 years and over.

MALIGNANT NEOPLASMS.

	Under 25		25 and under 35.		35 and under 40.		40 and under 45.		45 and under 50.		50 and under 55.		55 and under 60.		60 and under 65.		65 and under 70.		70 and under 75.		75 and over.		TOTAL	
	M	F	M	F	M	F	M	F	M	F	M	F	M	F	M	F	M	F	M	F	M	F	M	F
Stomach ...	—	—	—	—	—	—	1	—	—	—	—	—	—	—	1	2	—	1	2	1	5	2	9	6
Lung & Bronchus	—	—	—	—	—	—	—	—	2	—	3	—	5	1	5	—	4	—	1	—	1	3	21	4
Breast ...	—	—	—	—	—	—	—	—	—	—	—	1	—	—	—	—	—	—	—	—	—	2	—	3
Uterus ...	—	—	—	—	—	—	—	—	—	1	—	—	—	1	—	—	—	—	—	—	—	2	—	4
Digestive organs other than stomach	—	—	—	—	—	—	1	—	—	1	1	1	3	1	2	3	2	—	3	5	5	5	15	18
Buccal Cavity & Pharynx ...	—	—	—	—	—	—	—	—	—	—	—	—	—	—	—	—	—	—	1	—	1	1	2	1
Genito-urinary organs other than uterus	—	—	—	—	—	—	—	—	—	—	—	—	—	—	—	—	1	—	1	—	2	2	4	2
Other Sites ...	—	—	—	—	—	—	—	2	—	—	—	1	1	—	—	3	—	2	—	1	—	—	1	9
TOTALS ...	—	—	—	—	—	—	2	2	2	2	4	3	9	3	8	8	5	5	8	7	14	17	52	47

NOTIFIABLE DISEASES

There is little in the table of notifications which calls for special comment. Measles, which had reached epidemic proportions the previous year, had in comparison a greatly reduced incidence; 146 notifications as compared with 430. Dysentery notifications numbered 5 as against 72 in 1963 and the total number of notifications decreased from 510 to 177.

					England and Wales	Sedgefield Rural District
					(Rates per 1,000 Population).	
NOTIFICATIONS:— (Corrected)						
Scarlet Fever	0.424	0.282
Whooping Cough	0.664	0.113
Erysipelas	0.036	0.056
Measles	6.471	4.123
Pneumonia	0.174	—
Poliomyelitis, Paralytic	0.0006	—
Poliomyelitis, Non Paralytic	0.0001	—
Food Poisoning	0.114	—
Dysentery	0.425	0.113
Tuberculosis, Respiratory	0.031	0.226
„ Meninges and C.N.S.	0.003	—
„ Other	0.051	0.028
Meningitis	0.010	0.028

A Dash (—) Signifies a Nil Return.

NOTIFIABLE DISEASES

Table of cases as notified in the whole district set out in age groups.

Disease.	At all Ages.		Under 1		1 & 2		3 & 4		5 - 9		10 - 14		15 - 24		25 - 44		45 - 64		65 and over.	
	M	F	M	F	M	F	M	F	M	F	M	F	M	F	M	F	M	F	M	F
Scarlet Fever ...	6	4	—	—	—	—	—	—	5	4	1	—	—	—	—	—	—	—	—	—
Dysentery ...	3	2	—	—	1	—	—	—	1	—	—	—	—	—	1	2	—	—	—	—
Measles ...	72	74	2	1	15	10	22	22	32	40	1	1	—	—	—	—	—	—	—	—
Tuberculosis—Respiratory ...	4	4	—	—	—	—	—	—	—	—	—	—	1	2	1	1	—	—	1	—
Meninges & C.N.S. Other Forms	—	—	—	—	—	—	—	—	—	—	—	—	1	—	—	—	—	—	—	—
Poliomyelitis—Paralytic	1	—	—	—	—	—	—	—	—	—	—	—	—	—	—	—	—	—	—	—
Non-paralytic	—	—	—	—	—	—	—	—	—	—	—	—	—	—	—	—	—	—	—	—
Meningitis ...	—	1	—	—	—	—	—	—	—	—	—	—	—	1	—	—	—	—	—	—
Erysipelas ...	1	1	—	—	—	—	—	—	—	—	—	—	—	—	—	—	—	—	—	—
Whooping Cough ...	1	3	—	1	—	—	—	—	1	2	—	—	—	—	—	1	—	—	—	1
TOTALS	88	89	2	2	16	10	22	22	39	46	2	2	2	3	2	3	2	—	1	1

NOTIFIABLE DISEASES

Table of cases after correction in the whole district set out in age groups.

Disease.	At all Ages.		Under 1		1 & 2		3 & 4		5 - 9		10 - 14		15 - 24		25 - 44		45 - 64		65 and over.	
	M	F	M	F	M	F	M	F	M	F	M	F	M	F	M	F	M	F	M	F
Scarlet Fever	6	4	—	—	—	—	—	—	5	4	1	—	—	—	—	—	—	—	—	—
Dysentery	2	2	—	—	1	—	—	—	1	—	—	—	—	—	—	—	—	—	—	—
Measles	72	74	2	1	15	10	22	22	32	40	1	1	—	—	—	—	—	—	—	—
Tuberculosis—Respiratory	4	4	—	—	—	—	—	—	—	—	—	—	1	2	1	1	1	—	1	—
Meninges & C.N.S.	—	—	—	—	—	—	—	—	—	—	—	—	—	—	—	—	—	—	—	—
Other Forms	1	—	—	—	—	—	—	—	—	—	—	—	1	—	—	—	—	—	—	—
Poliomyelitis—Paralytic	—	—	—	—	—	—	—	—	—	—	—	—	—	—	—	—	—	—	—	—
Non-paralytic	—	—	—	—	—	—	—	—	—	—	—	—	—	—	—	—	—	—	—	—
Meningitis	—	1	—	—	—	—	—	—	—	—	—	—	—	—	—	—	—	—	—	—
Erysipelas	1	1	—	—	—	—	—	—	—	—	—	—	—	1	—	—	—	—	—	1
Whooping Cough	1	3	—	1	—	—	—	—	1	2	—	—	—	—	—	—	—	—	—	—
TOTALS	87	89	2	2	16	10	22	22	39	46	2	2	2	3	1	3	2	—	1	1

Table of Confirmed Cases of Infectious Diseases by Parishes.

PARISH.	Scarlet Fever.	Dysentery.	Measles.	Tuberculosis.			Polio-myelitis.		Meningitis.	Erysipelas.	Whooping Cough	TOTALS
				Respiratory.	Meninges.	Other forms.	Paralytic.	Non-Paralytic.				
Bishop Middleham	1		1									1
Bradbury												1
Butterwick												1
Chilton	6		6	3		1			1			16
Cornforth			7									7
Elstob												1
Embleton												1
Ferryhill	1		106	2								109
Fishburn	1	4	22									27
Foxton and Shotton												1
Mainsforth												1
Mordon												1
Preston-le-Skerne												1
Sedgefield	1	1	4	2						2	4	14
Stillington				1								1
Trimdon	1											2
Windlestone												1
Woodham												1
TOTALS	10	5	146	8	—	1	—	—	1	2	4	176

TUBERCULOSIS.

New Cases and Mortality during 1964.

Age Groups	New Cases.				Deaths.			
	Respiratory		Non-Respiratory		Respiratory		Non-Respiratory	
	Male	Female	Male	Female	Male	Female	Male	Female
Under 1 year	—	—	—	—	—	—	—	—
1 Year—	—	—	—	—	—	—	—	—
5 Years—	—	1	—	—	—	—	—	—
15 Years—	1	2	1	—	—	—	—	—
25 Years—	1	1	—	—	—	—	—	—
35 Years—	—	—	—	—	—	—	—	—
45 Years—	—	—	—	—	—	—	—	—
55 Years—	1	—	—	—	2	—	—	—
65 Years—	—	—	—	—	—	—	—	—
75 Years & over	1	—	—	—	—	—	—	—
	4	4	1	—	2	—	—	—
	8		1		2		—	
	9				2			

The number of respiratory tuberculosis notifications received during 1964 was eight, as compared with four in 1963. There was one notification in respect of other forms of the disease, whereas during the previous year no case was notified.

There were two deaths from respiratory tuberculosis over the 12 months. For the third year in succession there were no deaths from the non-respiratory form of the disease.

Tuberculosis Mortality Rate.

	1958	1959	1960	1961	1962	1963	1964
Respiratory ...	0.11	0.08	0.11	0.053	0.081	0.193	0.056
Non-Respiratory ...	0.028	Nil.	0.05	0.026	Nil.	Nil.	Nil.

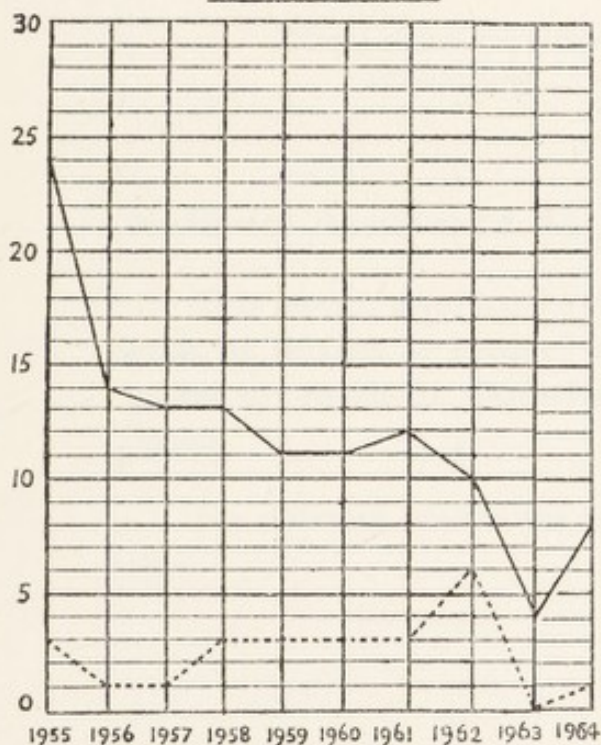
Number of Cases on Register at 31st December, 1964.

Respiratory.			Non-Respiratory.			Total cases
Male	Female	Total	Male	Female	Total	
84	74	158	28	22	50	208

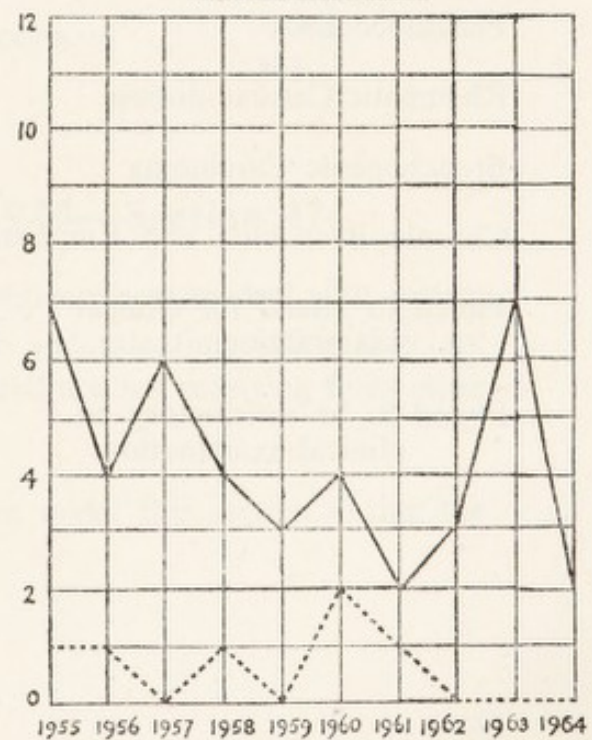
Table and Graphs showing new cases and mortality during the past 10 years.

Year	New Cases				Mortality			
	Respiratory		Non-respiratory		Respiratory		Non-respiratory	
	M	F	M	F	M	F	M	F
1955	11	13	1	2	5	2	—	1
1956	9	5	—	1	4	—	—	1
1957	7	6	—	1	4	2	—	—
1958	11	2	1	2	3	1	1	—
1959	6	5	—	3	3	—	—	—
1960	6	5	2	1	2	2	—	2
1961	6	6	1	2	2	—	—	1
1962	7	3	3	3	3	—	—	—
1963	4	—	—	—	6	1	—	—
1964	4	4	1	—	2	—	—	—

NEW CASES



MORTALITY



RESPIRATORY
NON-RESPIRATORY

—————

MASS RADIOGRAPHY UNIT

Summary of Statistical Information.

Ferryhill Survey.

October—1964.

			Male.	Female.	Total
Number X-rayed	399	264	663
Number referred to Chest Clinics	...		8	3	11
<i>Abnormalities Revealed—</i>					
Tuberculosis: Close supervision or treatment					
(a) Cases notified	—	—	—
(b) Cases not notified	—	—	—
Tuberculosis: Occasional supervision			—	1	1
Pneumoconiosis	2	—	2
Rheumatic Cardiac disease	...		—	1	1
Bronchogenic Carcinoma	...		2	—	2
Chronic Bronchitis and Emphysema			2	—	2
Failed to attend for clinical examination	1	1	2
Found to be satisfactory on clinical examination	...		1	—	1

FOOD POISONING OUTBREAKS.

Total number of outbreaks	Nil.
Number of cases	Nil.
Number of deaths	Nil.
Organisms or other agents responsible	Nil.
Foods involved, with number of outbreaks associated with each food		Nil.

SINGLE CASES

Number of cases	Nil.
Number of deaths	Nil.
Organisms or other agents responsible	Nil.

National Assistance Act, 1948—Section 47.

This section gives local authorities power to deal with certain cases of persons in need of care and attention which they are unable to provide for themselves and are not receiving from other people.

No statutory action was taken under this section during the year.

BACTERIOLOGICAL REPORT

FAECES.

No. of Specimens.	Enteric Positive.	(Sonne) Dysentery Positive.	Food Poisoning Positive.	Other Organisms Positive.
40	Nil.	3	Nil.	Nil.

VACCINATION AND IMMUNISATION.

The numbers of persons vaccinated or immunised in the district for which records were received during 1964 are as follows:—

Smallpox.

	Under 1 yr.	1 yr.	2-4 yrs.	5-14 yrs.	15 yrs. and over.	Total.
Vaccinated ...	24	135	14	2	22	197
Re-vaccinated	—	1	1	2	25	29

Diphtheria, Whooping Cough and Tetanus.

	Primary Immunisations				Re-inforcing Injections			
	Under 1	1-4	5-14	Total	Under 1	1-4	5-14	Total
Diphtheria alone or in combination ...	184	211	91	486	—	154	227	381
Whooping cough alone or in combination ...	184	210	15	409	—	135	56	191
Tetanus alone or in combination ...	184	211	86	481	—	156	59	215

POLIOMYELITIS VACCINATION, 1964.

VACCINATIONS CARRIED OUT BY GENERAL PRACTITIONERS.		VACCINATIONS CARRIED OUT AT SCHOOL SESSIONS, CLINICS & OPEN SESSIONS.	
Age Group.	No. persons who have received 2 Salk Inj. 3 Doses Oral.	No. persons who have received 2 Salk Inj. 3 Doses Oral.	
Children born 1964	—	72	
Children born 1963	5	212	
Children born 1962	3	24	
Children born 1961	5	12	
Children and Young Per- sons born 1943-60	118	67	
Young Persons born 1933- 42	45	33	
Others	55	29	
Total	231	449	
REINFORCING DOSES—			
No. of persons given 3rd injection of Salk Vaccine		By G.P.s	At Sessions
No. of persons given 4th injection of Salk Vaccine		119	—
No. of persons given reinforcing doses Oral Vaccine		9	—
B.C.G.			
No. of children skin tested	387
No. of children vaccinated	265
No. of children positive	63
No. of children not vaccinated owing to health reasons	32
No. of children absent at time of reading	27

Health Services administered in your area by the Local Health Authority.

COUNTY MEDICAL OFFICER—

Dr. S. Ludkin, County Hall, Durham (Tel. Durham 4411)
ASSISTANT COUNTY MEDICAL OFFICER—

Dr. M. W. Rodgers, Council Offices, Sedgefield (Tel. Sedgefield 555).

Information on any of the services listed below may be obtained on application to the above-named.

WELFARE SERVICES

(a) RESIDENTIAL ACCOMMODATION.—Accommodation is provided for persons who by reason of age, infirmity, or other circumstances, are in need of care and attention which is not otherwise available to them. Although new accommodation is steadily being provided all available beds are occupied and there is a waiting list.

The position as regards persons of this district maintained by the County Council in residential hostels in 1964 was as follows:—

Males 25.

Females 16.

In addition there were 19 persons on the waiting list, ten males and nine females.

(b) BLIND PERSONS.—A comprehensive service is provided which includes medical examination, home visiting and teaching, assistance in obtaining suitable employment in workshops or at home, admission to homes for the blind, and general social welfare. A residential hostel, reserved for blind persons, is situated in Durham City.

Registered blind persons in this district during 1964 were as follows:—

32 Males.

36 Females.

(c) OTHER HANDICAPPED PERSONS.—Certain welfare services are available for persons who are deaf and dumb, partially sighted, or substantially and permanently handicapped by illness, injury or congenital deformity. The numbers of registered persons in these categories from the Sedgefield Rural District are given below:—

	Male	Female
No. of Registered Partially-Sighted Persons ...	5	10
No. of Registered Deaf and Dumb Persons ...	23	16
No. of Registered Hard of Hearing Persons ...	22	10
No. of Registered Handicapped Persons ...	37	39

Domestic Help Service.

Domestic help is provided for households where such help is required owing to the presence of any person who is ill, an expectant mother, lying-in, mentally defective, aged or a child not over school age. A charge is normally made for this service, but in certain circumstances the charge may be reduced or remitted altogether.

No. of home helps employed	120
Cases attended 1st January, 1964	228
New cases during year	58
Cases terminated	37
Cases attended on 31st December, 1964	249

Number of Cases Provided During Year—

(a) Maternity (including expectant mothers)	...	1
(b) Tuberculosis	...	—
(c) Chronic Sick (including aged and infirm)	...	281
(d) Others	...	4

Home Nursing.

The services of a home nurse are available anywhere in the County.

Visits made by district nurses in your district during 1964 were as follows:—

	Cases Visited.	No. of Visits.
(a) Medical cases	530	16,409
(b) Surgical cases	121	1,612
(c) Tuberculosis cases	16	933
(d) Maternal complications	2	30

Domiciliary Midwifery Service.

Names and addresses of the midwives available can be obtained from the child welfare centres or medical practitioners.

Births attended by County Midwives during the year were:—

Total births (live and still) (domiciliary)	...	142
Cases attended as midwife and nurse	...	142
Hospital patients discharged home before 10th day...	...	127
Total cases attended	...	269

Health Visiting.

The health visitors visit persons in their homes for the purpose of giving advice on the care of young children, to expectant and nursing mothers, and to aged or ill persons, and to stress the measures necessary to prevent the spread of infection. They provide the link between the home and the County Health Department.

Visits made by Health Visitors:—

	No of Visits.
(a) Maternity and Child Welfare	8,249
(b) Tuberculosis	153
(c) General Health	258
(d) Mental Subnormality	294
(e) School	656
(f) Aged People	1,154

No. of persons registered as mentally subnormal	...	150
No. of persons under supervision in their own homes	...	101
No. of persons in hospitals for the mentally subnormal	...	49

Residential Nurseries.

Residential nurseries are available for certain cases and information regarding these may be obtained from the Children's Officer,

Number of children in Children's Homes, Nurseries and Boarded Out as at 31st December, 1964 ...	20
Number of children in Approved Schools as at 31st December, 1964	3

Care of Mothers and Young Children.

(a) DAY NURSERIES: Day nurseries are provided at:—

Tame Street, Haverton Hill (Tel. Middlesbrough 57129).

Durham Road, Stockton (Tel. Stockton 66940).

Norton Road, Stockton (Tel. Stockton 66555).

Application for admission should be made to the matrons.

(b) CONVALESCENT HOMES: The E.F. Peile Convalescent Home, Shotley Bridge, is controlled by the County Council and admits nursing mothers with their babies and children under five years of age. Limited accommodation is also available in convalescent homes provided by voluntary agencies.

(c) UNMARRIED MOTHERS: Arrangements have been made for the provision of help and advice to unmarried mothers by the staff of the Durham Diocesan Moral Welfare Association. Accommodation is available in the Mother and Baby Home, Smelt House, Howden-le-Wear, and in Homes administered by voluntary agencies.

(d) MATERNITY AND CHILD WELFARE CENTRES: Maternity and child welfare centres maintained by the County Council and covering your district are as follows:—

<i>Address of Centre.</i>	<i>Sessions.</i>
CHILTON. Red Cross Station.	Ante-Natal Clinic— Wednesday mornings, 9-30 a.m. — 10-30 a.m. Child Welfare Clinic— Wednesday mornings, 10-30 a.m. — 12-0 noon.

<i>Address of Centre.</i>	<i>Sessions.</i>
<p>COXHOE.</p> <p>Social & Literary Institute. and Village Hall.</p> <p>Tel. Coxhoe 344.</p>	<p>Health Visitor Sessions— Alternate Tuesday mornings.</p> <p>Child Welfare Clinic, Ante-natal, Birth control, Post natal— Alternate Thursdays.</p>
<p>FERRYHILL.</p> <p>Market Place.</p>	<p>Ante-natal Clinic— Alternate Friday mornings.</p> <p>Alternate Friday after- noons—Relaxation.</p> <p>Child Welfare Clinic— Tuesdays weekly.</p> <p>Ultra Violet Ray Clinic— Alternate Friday afternoons,</p>
<p>FISHBURN.</p> <p>Miners' Welfare Hall.</p>	<p>Child Welfare Clinic— Alternate Monday mornings.</p>
<p>SEDGEFIELD.</p> <p>County Surveyor's Office. Tel. Sedgefield 221.</p>	<p>Child Welfare Clinic— Alternate Friday mornings.</p>
<p>TRIMDON.</p> <p>Back Peel Avenue, Trimdon Grange.</p>	<p>Ante-Natal Clinic— Alternate Fridays.</p> <p>Child Welfare Clinic— Alternate Tuesdays.</p>

Vaccination and Immunisation.

Vaccination against smallpox may be obtained free of charge on application to any medical practitioner who has agreed to give service within the National Health Service. Facilities are also available for the vaccination of children at maternity and child welfare centres.

Immunisation against diphtheria, whooping cough and tetanus may be carried out on application to maternity and child welfare centres or to any general practitioner operating in the National Health Service, free of charge.

Vaccination against poliomyelitis is available to persons between the ages of six months and 40 years together with older persons in certain categories who might come into contact with poliomyelitis cases in the course of their work.

Services administered in your area by the Regional Hospital Board.

Maternity Homes are controlled by the Regional Hospital Board.

Tuberculosis Services.

There are no chest clinics in the Sedgefield Rural District, but residents of the area are served by clinics at West Hartlepool, Stockton, Darlington and Bishop Auckland as follows:—

Clinic.	Sessions.
Brierton Hospital, Brierton Lane, West Hartlepool. Tel. 5555-6.	All cases by appointment only.
Cleveland House, Bowesfield Lane, Stockton-on-Tees. Tel. 64251.	All cases by appointment only.
Memorial Hospital, Hundens Lane Unit, Darlington. Tel. 2793.	All cases by appointment only.

General Hospital, Bp. Auckland. Tel. 3821.	<i>Out-Patient Consultative Sessions—</i>			
	Monday	1-45 p.m.
	Tuesday	9-15 a.m.
	Thursday	9-15 a.m.

Treatment of Venereal Disease.

There are no Special Treatment Clinics in the Sedgefield area but consultations may be obtained as shown below:—

STOCKTON AND THORNABY HOSPITAL.

Tuesdays	2-00 p.m. — 4-00 p.m.	Females
Tuesdays	4-30 p.m. — 6-30 p.m.	Males
Saturdays	9-00 a.m. — 10-30 a.m.	Males

GENERAL HOSPITAL, WEST HARTLEPOOL.

Mondays	2-00 p.m. — 4-00 p.m.	Females
Thursdays	4-30 p.m. — 7-00 p.m.	Males

HUNDENS HOSPITAL, DARLINGTON.

Tuesdays	10-0 a.m. — 12 noon.	Males.
Wednesdays	2-00 p.m. — 4-00 p.m.	Females
Fridays	2-00 p.m. — 4-00 p.m.	Females
Fridays	4-30 p.m. — 6-30 p.m.	Males

General and Maternity Accommodation.

Full consultant service is provided at Sedgefield General Hospital and Hardwick Hall Maternity Home in the following specialities: Gynaecology, Medical, Orthopaedic and Surgical cases. Departments of Pathology and Radiology are also available. The bed complement at these hospitals is 336 and 27 respectively.

SANITARY CIRCUMSTANCES OF THE AREA.

Housing.

During the year 56 new Council houses and bungalows were completed and occupied. The new houses are all of the traditional brick type and are situated as follows:—

<i>Parish.</i>	<i>No. of Houses.</i>	
<i>West Cornforth</i>	12
<i>Chilton</i>	18
<i>Ferryhill</i>	22
<i>Fishburn</i>	4

In addition to the above, 47 new private houses were completed and occupied as follows:—

<i>Parish.</i>	<i>No. of Houses.</i>	
<i>Bishop Middleham</i>	1
<i>Cornforth</i>	1
<i>Fishburn</i>	1
<i>Ferryhill</i>	38
<i>Trimdon</i>	3
<i>Sedgefield</i>	1
<i>Woodham</i>	2

This is an increase of 38 on last year's figures.

Another three of the Council's larger-type four-bedroom houses were converted into six flats.

The Thomas Street, Oswald Row, Walter Row and Cross Plantation Row, Trimdon Grange Clearance Area was confirmed by the Minister during the year under review.

Under Part 2 of the Housing Act, 28 individual houses were demolished and four closed. Eight families comprising 14 persons were rehoused.

At the end of the year 42 families were waiting to be rehoused from dwellings in Clearance Areas or individual unfit houses.

Eight houses were permanently discontinued from use as dwellings. One dwelling was converted into an office and one flat into a storeroom.

Twenty-two families comprising 74 persons were rehoused from houses included in the Trimdon Grange Clearance Area. These houses were acquired by the Council and boarded up to prevent unlawful entry or trespass until such time as they could be demolished.

Closing and Demolition of Houses.

A. Formal Action.

(i) No. of houses demolished during year as a result of Clearance Schemes and other formal action ...	30
(ii) No. of houses <i>closed</i> but not demolished as a result of formal action ...	4
(iii) No. of houses in Clearance Areas demolition of which was temporarily postponed ...	Nil.

B. Informal Action.

(i) No. of houses permanently discontinued as dwellings as a result of informal action and not included above ...	10
---	----

Reconditioning and Repair.

No. of houses made fit during year by procedure under either Housing or Public Health Acts :

(a) As a result of informal action ...	109
(b) By owners as a result of statutory notices ...	2
(c) By Local Authority in default of owners ...	Nil.

Improvement Grants : Housing Act, 1949, and House Purchase and Housing Act, 1959

Action during 1964.	No. of separate houses.	
	Discretionary Grants	Standard Grants
Applications submitted to Local Authority...	64	57
Applications rejected by Local Authority ...	—	—
Total number of applications approved since inception of scheme ...	1,159	185

Improvement Grants

Since the introduction of Standard Grants for improving older houses by the provision of five standard amenities, or such of them as are lacking, 153 houses have been improved with the aid of such grants. Forty-six houses improved during the year under review were provided with the following amenities:—

Fixed bath ...	33
Shower ...	1
Wash hand basin ...	40
Hot water supply ...	39
W.C. ...	45
Food Store ...	24

The Council themselves have also taken advantage of Standard Grants and have obtained the Minister's approval for a grant to provide bathrooms and inside water closets in their dwellings which lacked these amenities. Forty-nine Council dwellings were improved during 1964.

During the year 66 houses were improved with the aid of Discretionary Grants.

Living Vans

Twelve sites are licensed under the Caravan Sites and Control of Development Act, 1960, but only four were occupied during the year under review. It is general practice for this Council in granting such licences to limit each site to one caravan only. None of the sites, therefore, have all the amenities which are provided on the large residential caravan sites found in other districts. This fact plus the reluctance of some farmers to allow another caravan to move on to their land once a site has become vacant may account for the fall in the number of occupied sites and also in the number of enquiries.

Drainage and Sewage Disposal.

The Council, under the provisions of the Public Health Act, 1961, provides a service to all property owners and occupiers for the purpose of clearing, but not repairing or maintaining, all drains. Many choked and blocked drains have been speedily and efficiently cleared without the delays and frustration often encountered previously, and without the threat of recourse to statutory action.

Works of maintenance have been carried out during the year on the various sewage works throughout the area.

Sanitary Conversions.

Three premises were converted to the water carriage system during the year. Once again there was a poor response to the offer by the Council of a grant of 50 per cent. of the actual cost incurred in any sanitary conversion scheme, but the few remaining properties are so sited that conversion is very costly and even with the aid of a generous grant the owners still have to face considerable expenditure.

Public Cleansing.

The whole of the district, except for certain of the outlying farms and cottages well away from normal routes, was provided with a regular refuse collection service.

Disposal of refuse was by controlled tipping in two disused quarries in the district and during the year eight cleansing vehicles were on full-time collection.

Trade refuse is collected on request, for which a charge of 6d. per bin is made.

Street cleansing is carried out in conjunction with Durham County Council. Sedgefield R.D.C. has taken over the responsibility for periodic emptying of litter bins in lay-byes adjoining classified roads.

Throughout the district all household refuse, which is held to include discarded mattresses, furniture and other bulky household articles, is collected free of charge. In spite of this there has been an increase in the amount of unsightly rubbish deposited on vacant land and in the hedgerows alongside the country roads. It is difficult to understand the mentality of people who will go to such lengths and expense to transport refuse and then deposit it in such a way as to despoil the countryside when a refuse vehicle will call and collect the same articles at their home free of charge.

A new type of refuse vehicle was introduced during the year which necessitated a reorganisation of districts.

Offices, Shops and Railway Premises Act, 1963.

Certain sections of this Act came into force on 1st May, 1964, and some on the 1st December, 1964. Other provisions do not come into operation until January, 1966.

The following is an extract from the Annual Report to the Ministry of Labour:—

Table A—Registrations and General Inspections.

(1) Class of Premises.	(2) Number of Premises registered during the year.	(3) Total number of registered premises at end of year.	(4) Number of registered premises receiving a general inspection during the year.
Offices	31	31	1
Retail shops	145	139	9
Wholesale shops, warehouses	4	4	1
Catering establishments open to the public, canteens	28	27	—
Fuel storage depots	—	—	—
Total.	208	201	11

Table B—Number of Visits of all kinds by Inspector to Registered Premises—127.

Table C—Analysis of persons employed in registered premises by workplace.

(1) Class of Workplace.	(2) Number of persons employed.
Offices.	94
Retail shops.	493
Wholesale departments, warehouses.	34
Catering establishments open to the public.	133
Canteens.	—
Fuel storage depots.	—
Total	754
Total Males	299
Total Females	455

Summary of work done in the Public Health

Inspectors' Department during the year, 1964.

	Number of Informal Notices served	Number of Statutory Notices served	Defects remedied after Notice.	Inspections
Housing:				
Public Health and Housing Acts.	194	2	518	1,294
Overcrowding.	—	—	—	—
Sanitary Conveniences:				
Insufficient.	—	—	—	—
Defective.	13	1	22	28
Drainage.	66	—	66	125
Water Supply.	—	—	—	18
Food Premises.	54	—	86	610
Offices, Shops and Railway Premises.	—	—	—	127
Dairies.	—	—	—	—
Slaughterhouses:				
Public.	—	—	—	—
Private.	—	—	—	1,563
Tents, Vans, etc	4	—	4	15
Offensive Trades.	—	—	—	—
Factories and Workplaces.	2	—	2	47
Keeping of Animals.	7	—	7	26
Insanitary Ashpits and Receptacles.	24	1	26	27
Offensive accumulations.	18	—	18	27
Smoke Nuisances.	5	—	5	18
Prevention of Damage by Pests Act, 1949.	27	—	27	21
Housing Management.	—	—	—	1,298
Refuse Tips and Collections.	—	—	—	148
Standard Grants and Rent Act.	—	—	—	324
Miscellaneous.	15	—	14	1,251
TOTAL.	429	4	795	6,967

WATER SUPPLIES.

The bulk of the water in this area is supplied by the Durham County Water Board, and their two main sources are upland surface water and deep mine water. The upland water is treated in plants outside this area, whereas the deep mine water is softened and purified in the Water Board's treatment plant at Mainsforth Colliery. The fluoride content of the water from each of these sources is one part per million.

A portion of the Stillington Parish obtain their water from Tees Valley Water Board, and a small number of houses in Rushyford are supplied with water from a private supply belonging to the Windlestone Estates. With an odd exception all premises within the area obtain their water from a piped supply.

The following table shows the number of houses and the population served in the various parishes where the water supply is obtained by water mains direct to the houses. No houses obtain their supply from standpipes.

Parish	No. of houses with direct pipe supply	Estimated population obtaining water as aforesaid	No. of houses with stand-pipe supply
Bishop Middleham	403	1,078	—
Bradbury ...	44	150	—
Butterwick ...	15	51	—
Chilton ...	2,066	6,020	—
Cornforth ...	1,327	3,625	—
Elstob ...	12	63	—
Embleton ...	20	76	—
Ferryhill ...	3,611	10,310	—
Fishburn ...	899	2,853	—
Foxton and Shotton	12	50	—
Mainsforth ...	76	230	—
Preston-le-Skerne ...	21	78	—
Mordon ...	45	138	—
Sedgefield ...	828	4,250	—
Stillington ...	52	162	—
Trimdon ...	1,834	5,775	—
Woodham ...	70	288	—
Windlestone ...	43	184	—

No chemical sample was taken during the year for analysis. Last year's chemical analysis results were as follows:—

UPLAND WATER—

<i>Chemical.</i>		<i>Results of Analysis.</i>	
Appearance	Clear	Colourless
pH value	7.9	
			Parts per million
Total solid matter (dried at 180 degrees C.)	75	
Nitrogen—			
As free and saline ammonia	Nil.	
As albuminoid ammonia	0.08	
As nitrate	0.6	
Hardness—Temporary	22	
Permanent	26	
Total	48	
Chloride	12	
Sulphate	25	
Alkalinity	22	
Oxygen absorbed from permanganate in 4 hrs.	1.0	
Metals—			
Calcium	8	
Magnesium	1	
Sodium	7	
Potassium	1	
Lead and copper	Nil.	
Iron	0.1	
Free Chlorine	0.3	

The chemical analysis shows no evidence of the occurrence of pollution and provided the bacteriological results are satisfactory, this water should be suitable for all domestic purposes. The water has the character of a soft moorland water which has been treated to increase its alkalinity. The sample contained a small amount of residual chlorine.

DEEP MINE WATER—

<i>Chemical.</i>		<i>Results of Analysis.</i>	
Appearance	Slightly cloudy	
pH value	7.9	

	Parts per million
Total solid matter (dried at 180 degrees C.) ...	1030
Nitrogen—	
As free and saline ammonia ...	Nil.
As albuminoid ammonia ...	Nil.
As nitrate ...	1.0
Hardness—Temporary ...	136
Permanent ...	0
Total ...	136
Chloride ...	108
Sulphate ...	425
Alkalinity ...	210
Oxygen absorbed from permanganate in 4 hrs. ...	0.1
Metals—Calcium ...	29
Magnesium ...	16
Sodium ...	300
Potassium ...	6
Lead and copper ...	Nil.
Iron ...	0.5
Free Chlorine ...	0.02

The chemical analysis affords no evidence of the occurrence of pollution and provided the bacteriological results are satisfactory this water should be suitable for all domestic purposes. The water was rather high in solids and had the character of either a deep borehole or a minewater which had been subjected to a softening treatment. The sample contained a small amount of residual chlorine.

Six bacteriological samples of this water were taken during the year. All results were highly satisfactory.

A sample from the private supply at Windlestone was Class 3, and a follow up Class 1. A number of the houses in this area are changing over to the Durham County Water Board's supply.

Notifiable Diseases.

During the year 27 visits were made to households in respect of notifiable diseases, mainly Sonne Dysentery. Disinfection was carried out where necessary. Forty faecal specimens were taken for bacteriological examination, and food handlers were checked upon when known to have been contacts with either suspected or positive cases.

Verminous Premises

This Council provides a service in disinfestation work using appropriate insecticides.

The majority of complaints were in respect of clover mites or cockroaches.

As a result of a complaint from one of the tenants, it was found that a recently occupied block of four new Council houses was infested by small beetles. The infestation was scattered throughout the four houses with no obvious indication of the source. After investigation the beetles were identified as *lathridius nodifer* and *enicmus minutus*, and are commonly referred to as "plaster beetles." These beetles and their grubs feed on moulds and mildew and can only exist under damp conditions. The conditions found in new houses suit them, since moulds may develop on many surfaces before drying out, particularly when building has been completed in late autumn or winter when drying out may be retarded. The beetles disappear as the houses dry out and become warm, well aired and "lived in."

Inspection and Supervision of Food.

In your district there are 213 Food Shops, 47 Public Houses, 10 Clubs, 5 Colliery Canteens and 1 Central Kitchen.

Details of the types of food shops are given in the following table :-

Township.	General Provisions.	Cake shops and Sweet shops	Butchery	Ice-Cream and Snack Bars.	Fish Businesses	Green-grocery.
Bishop Middleham	4	—	1	—	1	—
Chilton ...	13	5	3	—	4	1
Cornforth ...	14	4	3	1	4	—
Ferryhill and Chilton Lane ...	47	13	11	2	11	1
Fishburn ...	10	1	2	1	2	—
Sedgefield ...	8	5	3	2	1	2
Trimdon Colliery ...	6	—	1	—	1	1
Trimdon Grange ...	8	—	1	—	—	—
Trimdon Village ...	9	1	2	1	2	—
Total	119	29	27	7	26	5

The majority of the above premises are of the house and shop type and are run by the family without outside assistance.

Routine shop inspections were carried out periodically during the year. The general standard of hygiene was satisfactory.

At the request of the Ministry of Health all food premises in the area were visited and checked for stocks of corned beef and tongue. Tins marked with specified code numbers had to be withdrawn from sale and three such tins were found in this district.

Regular visits were made to the 12 slaughterhouses in the area, and 100 per cent. inspection of animals slaughtered was maintained.

The statistics show that the high quality of meat slaughtered in this area has been maintained throughout the year. Only two sheep carcasses were condemned out of 4,728 animals inspected, all other condemnations being concerned only with offal and localised conditions which in no way affected either the quality of the meat or its fitness for human consumption.

The only evidence of tuberculosis found during the whole of the year was in two pigs.

	Cattle excluding Cows.	Cows.	Calves.	Sheep and Lambs.	Pigs.
Number killed and inspected ...	1,244	3	—	2,608	873
Number of Carcasses condemned ...	—	—	—	2	—
Number of Animals affected with—					
Tuberculosis ...	—	—	—	—	2
Fascioliasis (liver fluke) ...	162	—	—	4	—
Abscess, liver ...	25	—	—	1	—
„ lungs ...	19	—	—	1	—
Pleurisy ...	9	—	—	1	8
Pneumonia ...	—	—	—	2	49

Carcases and Offal inspected and condemned in whole or part.

	Cattle excluding Cows.	Cows.	Calves.	Sheep and Lambs.	Pigs.	Horses.
Number killed ...	1,244	3	—	2,608	873	—
Number inspected ...	1,244	3	—	2,608	873	—
All diseases except Tuberculosis & Cysticerci						
Whole carcasses condemned ...	—	—	—	2	—	—
Carcases of which some part or organ was condemned ...	195	—	—	20	73	—
Percentage of the number inspected affected with dis- eases other than tuberculosis and cysticerci.	15.68	—	—	0.77	8.36	—
Tuberculosis only.						
Whole carcasses condemned ...	—	—	—	—	—	—
Carcases of which some part or organ was condemned ...	—	—	—	—	2	—
Percentage of the number inspected affected with tuberculosis ...	—	—	—	—	0.23	—
Cysticercosis.						
Carcases of which some part or organ was condemned ...	—	—	—	—	—	—
Carcases submitted to treatment by refrigeration ...	—	—	—	—	—	—
Generalised and totally condemned	—	—	—	—	—	—

Detailed analysis of condemned meat for the year 1964.

Organ.	Disease.	Number Affected.	Cwt.	Weight. St.	Lbs.
BOVINE					
Liver	Fascioliasis ...	27	2	7	2
Part Liver	135	7	0	0
Liver	Abscesses ...	14	1	4	0
Part Liver... ..	Abscess ...	11		3	2
Lungs	Pleurisy ...	9		6	6
	Abscesses ...	10		7	2
Intestines	Enteritis ...	1		2	0
Kidney	Nephritis ...	1			1
Heart	Pericarditis ...	2			10
Head	Abscess ...	1		2	7
PIGS					
Lungs	Pneumonia ...	49		7	0
	Pleurisy ...	8		1	2
	Tuberculosis ...	2			4
Hearts	Pericarditis ...	11		1	8
Liver	Milkspots ...	7		1	7
	Hepatitis ...	7		1	7
Kidney	Hydionephrosis ...	1			$\frac{1}{2}$
SHEEP					
Liver	Abscess ...	1			2
	Fascioliasis ...	4			7
Lungs	Parasites ...	8			8
	Pneumonia ...	2			2
	Pleurisy ...	1			1
	Abscess ...	1			1
TOTAL WEIGHT ...			15	7	$9\frac{1}{2}$

Once again it was not necessary to seize any foodstuffs officially, although approximately 1 ton 15 cwts. of meat and other foods were condemned during the year. This was made up as follows:—

	Cwts.	St.	Lbs.	Ozs.
Offal	15	7	9	8
Carcase meat	13	7	2	0
Tinned meat	2	0	5	13½
Tinned soup		1	0	8½
Tinned tomatoes		2	11	15½
Tinned vegetables		1	6	0½
Tinned fruit		5	5	10
Tinned fish			3	1
Tinned rice pudding		1	5	14
Miscellaneous	1	1	10	3½
	34	5	4	10½

Disposal of unsound food is carried out by burial in the Council's refuse tip.

MILK SUPPLIES.

All milk consumed in the area is supplied in sealed containers from pasteurising plants situated outside the district. There are therefore no premises registered as dairies by this authority.

The bulk of the milk is obtained either from the Milk Marketing Board's plant at Langley Bridge, Durham, or from Co-operative Societies and is pasteurised, tuberculin tested, or sterilised.

Two milk producers in your district produce "Channel Island Tuberculin Tested" milk mainly for the Teesside area. This milk, as the name implies, is extremely rich in milk fats and does not receive heat treatment of any kind.

There is a risk that untreated milk may contain organisms of *Brucella Abortus*, which is responsible for undulant fever in man. However, during the year ten samples of untreated milk were submitted for bacteriological examination and all were negative.

Atmospheric Pollution.

Three standard deposit gauges are installed within the area, one on the Council housing estate at Ferryhill, one in the built-up area between Old Cornforth and West Cornforth, and one at Mainsforth.

	CORNFORTH		FERRYHILL		MAINSFORTH	
	Tons per Sq. Mile.	Percent of Total Solids.	Tons per Sq. Mile.	Percent of Total Solids.	Tons per Sq. Mile.	Percent of Total Solids.
Total solids	17.67	—	11.27	—	8.61	—
Undissolved solids ...	8.57	48.62	5.49	48.72	3.67	42.65
Dissolved matter ...	8.91	50.41	5.77	51.21	4.93	57.28
Ash	5.83	33.0	3.58	31.77	2.19	21.51
Calcium Oxide as Calcium Carbonate	0.52	2.94	0.07	0.62	0.06	0.69
Magnesium Oxide as Magnesium Carbonate ...	0.43	2.43	0.09	0.79	0.06	0.69
Total Fe	0.39	2.2	0.62	5.52	0.19	2.2
Average Monthly Rainfall in inches ...	1.69		1.58		1.49	

The average readings for 1964 of undissolved solids were noticeably lower for Cornforth and Mainsforth than the 1963 figures, whereas there was a slight increase in the average at Ferryhill, but this figure was lower than the average for 1962.

Late 1961 a volumetric smoke gauge was installed at Sedgefield. The following table shows the average daily readings each month during 1964.

Month.		Highest daily concentration mg/m ³	Lowest daily concentration mg/m ³	Average daily concentration mg/m ³
January	...	243	6	107.1
February	...	206	16	121.0
March	...	185	23	98.7
April	...	119	4	55.8
May	...	70	3	37.5
June	...	121	1	35.7
July	...	92	2	80.9
August	...	76	2	27.6
September	...	157	3	48.1
October	...	372	10	123.7
November	...	195	11	96.7
December	...	540	12	147.1

It is noticeable that the highest concentrations of smoke pollutions are around the colder months. This is undoubtedly due to an increase in the number of domestic fires, and the highest readings occur on those days when it is misty.

Consideration has been given to the formation of smoke control areas within this district, but the Committee's decision has not yet been finalised.

Smoke Abatement

1. No. of observation relative to emissions during 1964 ... 46
2. No. of interviews and visits to plants during 1964 ... 26
3. No. of visits to deposit gauges during 1964 ... 40
4. Types of Industries and/or Premises dealt with during 1964—
Colliery.
Hospital.
5. Improvements effected which reduce pollution:—
Smoke. A further 170 approved solid fuel appliances were installed in pre-war Council houses under the Housing Improvement Scheme.
6. Smoke Control Areas in being or proposed:—
None.
7. Average monthly total deposits for the Local Authority district during 1964:—

<i>Type of Area.</i>	<i>Insoluble Matter. Tons/Sq. Mile</i>
Semi-industrial (Cornforth) ...	8.57
Residential (Ferryhill) ...	5.49
„ (Mainsforth) ...	3.67

A mobile exhibition showing solid smokeless fuels and approved appliances was held at Ferryhill Village and Sedgefield. This exhibition was arranged by the Teesside Clean Air Committee, of which this Council is a member, with the Solid Smokeless Fuel Federation.

RODENT CONTROL.

The yearly treatment against rats in the sewers, and sewage works in the Council's area, was carried out in accordance with the Ministry of Agriculture, Fisheries and Food instructions.

The following is a summary of such treatment—

Total number of manholes in foul and connected systems				
in the area treated	1,322
Number of manholes treated	155
Total number of manholes in the whole sewer system	2,098
Number of manholes showing take of bait	25

The following table gives details of other surveys and treatments carried out during the year:—

	TYPE OF PROPERTY.				
	Non-Agricultural.				(5) Agricul- tural.
	(1) Local Authority.	(2) Dwelling houses (inc. Council houses).	(3) All other (inc. Business Premises).	(4) Total of Columns (1) (2) and (3).	
Number of properties in local authority's district	92	10,937	2,377	13,406	284
Total number of <i>pro- perties inspected as a result of notifica- tion</i>	7	146	24	177	16
Number of such pro- perties found to be infested by—					
Common rat Major	1	3	—	4	4
Minor	6	104	16	126	24
Ship rat Major	—	—	—	—	—
Minor	—	—	—	—	—
House mouse Major	—	1	2	3	—
Minor	—	36	7	43	—
Total number of <i>pro- perties inspected in the course of sur- vey under the Act</i>	32	196	19	247	137
Number of such pro- perties found to be infested by—					
Common rat Major	5	—	—	5	10
Minor	21	26	5	52	30
Ship rat Major	—	—	—	—	—
Minor	—	—	—	—	—
House mouse Major	—	—	—	—	—
Minor	10	15	2	25	2
Number of <i>infested properties</i> ...	38	186	30	249	64
Total treatments car- ried out—including re-treatments ...	86	196	32	314	88
Number of "Block" control schemes carried out ...	—	4	—	4	—

The principal rodenticide used in the district is Warfarin. This poison is known as an "anticoagulant" because its main action on rodents is to prevent the blood from clotting with the result that rats and mice eating it tend to die of internal and external bleeding. Warfarin, against rats and mice, is used at a concentration at which these rodents are killed only if they feed from the bait for a number of days. With each treatment, therefore, several visits are necessary.

During the year 193 complaints were dealt with and all received immediate attention. Routine, periodic visits were also made to Council properties, particularly refuse tips and sewage works, and more attention was given to agricultural premises than in previous years.

A charge is made to the occupiers of business and agricultural properties at which treatments are undertaken by the Council's rodent operators but infestations in and around dwelling houses are dealt with free of charge.

NOISE ABATEMENT.

When the Noise Abatement Act first came into force quite a number of complaints were received and investigated. During the year under review one complaint was received of excessive noise from a firewood chopping factory; later this factory closed down, so removing the source of complaint.

List of By-laws in force in district.

<i>Date made.</i>	<i>Title.</i>
17th February, 1950.	Handling, wrapping and delivery of food, and sale of food in the open air.
27th July, 1950.	Sale of contraceptives in automatic machines.
5th January, 1951.	Control of Bulls.
16th June, 1952.	Noisy Hawking.
4th December, 1952.	Public Libraries Act, 1901. Section 3.
27th March, 1953.	Building Byelaws under Public Health Act, 1936.
9th December, 1953.	Deposit of mud and other materials on highways.
1st July, 1954.	Deposit of litter to detriment of public amenities.
1st June, 1955.	Nuisances contrary to public decency. (Parishes of Chilton, Cornforth, Ferryhill, Fishburn, Sedgefield and Trimdon). (Bishop Middleham 1/7/64).
1st June, 1955.	Fouling of footways by dogs. (Parishes of Bishop Middleham, Chilton, Cornforth, Ferryhill, Fishburn, Sedgefield, and Trimdon).
1st March, 1957	Fireworks in Cinemas.
1st August, 1957	Wireless Loudspeakers, Gramophones, etc.
1st March, 1958	Interference with Road Warning Lamps.
1st July, 1958.	Amendment to Building Byelaws in respect of arrangements in buildings for preventing smoke.
1st May, 1961	Unruly behaviour in cinemas and other places of public entertainment.
24th July, 1961	By-laws relating to the sale of Coal.

Factories Act, 1961.

Coal mining is the principal industry in this area but is not registerable under the above-mentioned Act. Of the factories, the majority are small concerns employing no more than half-a-dozen persons.

During the year 47 visits were made to factories chiefly in connection with sanitary accommodation and informal action was necessary to remedy defects in two conveniences.

OUTWORKERS.

No notifications under Section 133 were received during the year.

Premises	Number on Register.	Number of		
		Inspections.	Written Notices.	Occupiers Prosecuted.
(i) Factories in which Sections 1, 2, 3, 4 and 6 are to be enforced by Local Authorities.	4	3	—	—
(ii) Factories not included in (i) in which Section 7 is enforced by the Local Authority	43	37	—	—
(iii) Other premises in which Section 7 is enforced by the Local Authority (excluding out-workers premises)	10	7	—	—
TOTAL ...	57	47	—	—

Particulars	Number of cases in which defects were found.				Number of cases in which prosecutions were instituted.
	Found	Remedied	Referred To H.M. InspectorBy H.M. Inspector		
Want of cleanliness (S.1.)	—	—	—	—	—
Overcrowding (S.2.) ...	—	—	—	—	—
Unreasonable temperature (S.3.)	—	—	—	—	—
Inadequate ventilation S.4.)	—	—	—	—	—
Ineffective drainage of floors (S.6.)	—	—	—	—	—
Sanitary Conveniences (S.7.)					
(a) Insufficient	1	1	—	—	—
(b) Unsuitable or defective (insufficient lighting) ...	1	1	—	1	—
(c) Not separate for sexes	—	—	—	—	—
Other offences against the Act (not including offences relating to out-work)	—	—	—	—	—
TOTAL ...	2	2	—	1	—



