

**Contributors**

Sedgefield (England). Rural District Council.

**Publication/Creation**

1951

**Persistent URL**


<https://wellcomecollection.org/works/vfsk5muz>

**License and attribution**

You have permission to make copies of this work under a Creative Commons, Attribution license.


This licence permits unrestricted use, distribution, and reproduction in any medium, provided the original author and source are credited. See the Legal Code for further information.

Image source should be attributed as specified in the full catalogue record. If no source is given the image should be attributed to Wellcome Collection.



LIBRARY

THE RURAL DISTRICT COUNCIL  
OF SEDGEFIELD.




# ANNUAL REPORT

OF THE  
MEDICAL OFFICER OF HEALTH  
FOR THE  
**YEAR ENDING**  
**31st DECEMBER, 1951.**

FERRYHILL :

Printed by A. Blamire & Son, Electric Printing Works.

1952.






THE RURAL DISTRICT COUNCIL  
OF SEDGEFIELD.

ANNUAL  
REPORT

OF THE  
MEDICAL OFFICER OF HEALTH  
FOR THE  
**YEAR ENDING**  
**31st DECEMBER, 1951.**

FERRYHILL :  
Printed by A. Blamire & Son, Electric Printing Works.  
—  
1952.



Digitized by the Internet Archive  
in 2018 with funding from  
Wellcome Library

<https://archive.org/details/b30076353>

## SEDGEFIELD RURAL DISTRICT COUNCIL.

COUNCIL OFFICES,  
SEDGEFIELD,  
STOCKTON-ON-TEES.

Mr. Chairman, Ladies and Gentlemen,

It is my privilege to present to you the 74th Annual Report upon the health and sanitary circumstances of your district for the year ending 31st December, 1951.

The following is a brief summary of the vital statistics given in detail in the report.

The number of births was exactly the same as in 1950.

There were 20 deaths under the age of 1 year, an increase of 1 over the previous year.

As was the case for England and Wales the general death rate showed an increase. More deaths occurred from malignant diseases and from diseases of heart and arteries than during 1950 but the proportion of total deaths due to these two causes remained fairly constant—approximately 1 in 6 due to malignant disease and 1 in 2 to diseases of heart and arteries.

Influenza was prevalent in the early part of the year and more deaths occurred from this cause and from pneumonia and bronchitis than during the previous year.

Only half as many cases of infectious disease were confirmed as in 1950. This was largely attributable to a decreased incidence of measles and whooping cough.

Although fewer cases of scarlet fever occurred the rate continued to be higher than that of the country generally. The disease was of a mild type.

The drop in confirmed infectious disease cases also applied to Diphtheria—no cases as against 2 in 1950.

Poliomyelitis—3 as against 5 in 1950.

Dysentery—5 as against 20 in 1950.

There were no cases of typhoid and no cases of food poisoning.

Figures for tuberculosis also compared favourably with those of previous years as will be seen in the table on page 15

The details of that part of the report dealing with the sanitary circumstances of your area have been supplied by your Sanitary Inspectors.

I wish to express to the Council my appreciation of their help and consideration and to take this opportunity of thanking the Clerk to the Council, Sanitary Inspectors, members of the Health Department and other Council Officials for their assistance and co-operation throughout the year.

I have the honour to be,

Mr. Chairman, Ladies and Gentlemen,

Your obedient servant,

M. W. RODGERS,

Medical Officer of Health.

**Public Health Officers and Staff of the Local Authority.**

Medical Officer of Health, (Part-Time) :-

M. W. RODGERS, M.B., B.Ch., B.A.O., D.P.H.

Senior Sanitary Inspector :-

R. CLOUGH, M.R. San. I., M.S.I.A.,  
Certified Meat and Food Inspector.

Sanitary Inspectors :-

E. CURRY, M.R. San. I., M.S.I.A.,  
Certified Meat and Food Inspector.

G. S. SELF, M.R. San. I., M.S.I.A., M.R.I.P.H.H.,  
Certified Meat and Food Inspector.,  
(appointed 1st October, 1951).

Assistant to Sanitary Inspectors :-

W. KENNEDY.

Clerk and Student Sanitary Inspector :-

T. O. CRISP.

Shorthand Typist :-

Miss D. WILLIAMS.



## GENERAL STATISTICS

Area 39,212 acres.

Population (excluding patients in the Mental Hospital not residents of this Area), 34,190.

Gross Population, 36,140.

No. of inhabited houses 9,746.

Rateable Value £129,107.

Sum represented by a penny rate £466 6s. 9d.

### Main Industries and Employment.

Your district is covered by Employment Exchanges situated at Spennymoor, Sedgefield, and Wingate.

In that part covered by the Spennymoor Employment Exchange the main industries are coal mining, dress manufacture and agriculture.

### Coal Mining.

The main industry in the area is coal mining and in this industry employment has continued at a high level. It is interesting to record that an increasing number of boys leaving school are joining the industry, this will materially help to provide future manpower for the industry.

### Dress Manufacture.

Employment has continued good despite the difficulties experienced in the textile trade due to import restrictions abroad. The employers concerned have recently completed an extension to their factory and are in course of engaging labour which will be trained in the various processes of dress and gown manufacture.

### Agriculture.

Labour requirements have been few, this is considered due to increased mechanisation.

### Employment Prospects.

There is no unemployment amongst the skilled workers.

Demands for unskilled workers have recently improved and practically every fit man capable of doing a good day's work has been offered employment either in the locality or within a reasonable distance from his home.

Whilst it was not possible to obtain separate figures of unemployment in your area, I have been assured that the position may be regarded as satisfactory.

In the part of your district covered by the Wingate Employment Exchange the chief industries are coalmining and agriculture.

In the part of the district covered by the Sedgefield Employment Exchange the main industries are agriculture, coal mining, medical services and coke and bye products.

Unemployment during the past year has been very light.



**VITAL STATISTICS.**

Births—Live births.	<i>Male.</i>	<i>Female.</i>	<i>Total.</i>
Legitimate	272	275	547
Illegitimate	9	11	20
	—	—	—
	281	286	567
Live Birth rate per 1,000 of the estimated population 16·58.			
Still births.	<i>Male.</i>	<i>Female.</i>	<i>Total.</i>
Legitimate	14	11	25
Illegitimate	—	—	—
	—	—	—
	14	11	25
Still births per 1,000 of the population 0·73.			
Total births (live and still)	<i>Male.</i>	<i>Female.</i>	<i>Total.</i>
	295	297	592
Total birth rate per 1,000 of the population 17·31			
Still birth rate per 1,000 total births (live and still) 42·23.			

**Infantile Mortality.**

Deaths of infants under 1 year :	<i>Male.</i>	<i>Female.</i>	<i>Total.</i>
Legitimate	12	6	18
Illegitimate	1	1	2
	—	—	—

**Infantile Mortality Rate.**

13      7      20

Death rate of all infants under 1 year per 1,000 Live births: 35·27.

Death rate of legitimate infants under 1 year per 1,000 Legitimate Live births: 32·91.

Death rate of illegitimate infants under 1 year per 1,000 illegitimate live births 100·.

*Analysis of Causes of death in two age-groups, under one month (Neo-natal deaths), and one month to one year.*

<i>Neo-natal Deaths.</i>			<i>Age group one month to one year.</i>		
1st week	...	9	1st month	...	3
2nd "	...	—	2nd "	...	1
3rd "	...	1	3rd "	...	1
4th "	...	—	4th "	...	—
			5th "	...	1
Total	...	10	6th "	...	1
			7th "	...	—
			8th "	...	2
			9th "	...	1
			10th "	...	—
			11th "	...	—
					—
<i>Causes :</i>			<i>Causes :</i>		
Congenital Malformation	5		Broncho Pneumonia	6	
Prematurity	3		Measles	1	
Birth Injuries	2		Congenital Malformation	2	
			Exfoliative Dermatitis	1	
					—
Total	10		Total	10	

10 or 50% of the deaths were neo-natal.

Deaths.	Total.	Male.	Female.
	420	242	178

Death rate per 1,000 of estimated population : 12.28

#### Maternal Deaths.

Nil.

Causes of Death.	Males.	Females.
Tuberculosis, respiratory ...	4	3
"    non-respiratory ...	1	1
Syphilitic disease ...	1	-
Diphtheria ...	-	-
Whooping Cough ...	-	-
Meningococcal infection ...	-	-
Acute poliomyelitis ...	-	-
Measles ...	1	-
Other infective and parasitic diseases	-	-
Malignant neoplasm, stomach ...	3	11
"    "    lungs, bronchus	7	2
"    "    breast ...	-	4
"    "    uterus ...	-	4
Other malignant and lymphatic neoplasms	20	15
Leukaemia, aleukaemia ...	-	-
Diabetes ...	-	1
Vascular lesions of nervous system ...	37	25
Coronary disease angina ...	25	9
Hypertension with heart disease ...	3	3
Other heart disease ...	48	46
Other circulatory disease ...	6	5
Influenza ...	12	5
Pneumonia ...	12	7
Bronchitis ...	15	9
Other diseases of respiratory system	1	-
Ulcer stomach and duodenum ...	5	-
Gastritis, enteritis and diarrhoea ...	-	-
Nephritis and nephrosis ...	2	-
Hyperplasia of prostate... ..	3	-
Pregnancy, childbirth, abortion ...	-	-
Congenital malformation, ...	4	4
Other defined and illdefined diseases	19	21
Motor Vehicle accidents ...	3	-
All other accidents ...	9	3
Suicide ...	1	-
Homicide and operations of war ...	-	-
ALL CAUSES ...	242	178

#### Age Groups of Deaths.

Age Groups	Und. 1	1-5	6-10	11-20	21-30	31-40	41-50	51-60	61-70	71-80	81-90	Over 90
Deaths ...	20	6	0	4	9	12	30	54	106	116	58	5



**Malignant Neoplasms.**

The following table gives deaths from Malignant Neoplasms in age groups and localisation.

Localisation.	Ages in years.										Totals.		
	1-25		26-45		46-65		66-75		76 & over				
	M	F	M	F	M	F	M	F	M	F	M	F	
Stomach ...	-	-	-	-	-	4	1	4	2	3	3	11	14
Lungs & Bronchus	-	-	1	-	5	-	1	1	-	1	7	2	9
Breast ...	-	-	-	1	-	3	-	-	-	-	-	4	4
Uterus ...	-	1	-	-	-	2	-	-	-	1	-	4	4
Prostate	-	-	-	-	-	-	2	-	-	-	2	-	2
Bowels ...	-	-	-	-	1	-	2	-	2	2	5	2	7
Other sites	-	1	3	1	6	6	4	4	-	1	13	13	26
	-	2	4	2	12	15	10	9	4	8	30	36	66

Table of Birth and Death rates for the past 20 years (1932-1951) as compared with Rates for England and Wales.

Year.	General Death Rate.		Infantile Mortality Rate.		Total Birth Rate.	
	Sedgefield	England and Wales	Sedgefield	England and Wales	Sedgefield	England and Wales
1932	11.1	12.0	71.5	65	17.8	15.96
1933	11.3	12.3	86.5	64	16.8	15.02
1934	11.3	11.8	88.8	59	15.5	15.42
1935	11.7	12.1	70	57	18.55	15.32
1936	10.9	12.1	77	59	18.4	15.41
1937	12.2	12.4	74	58	18.15	15.50
1938	11.41	11.6	73	53	17.84	15.70
1939	11.33	12.1	65	50	17.38	15.59
1940	13.83	14.3	50.81	55	17.74	15.15
1941	10.78	12.9	73	59	17.80	15.70
1942	9.71	11.6	71.80	49	19.44	16.34
1943	10.53	12.1	65.30	49	18.45	17.01
1944	10.73	11.6	48.74	46	21.61	18.11
1945	9.96	11.4	58.29	46	20.56	16.56
1946	10.65	11.5	45.80	43	20.59	19.63
1947	10.33	12.0	37.70	41	20.54	21.00
1948	10.25	10.8	47.69	34	18.20	18.32
1949	10.68	11.7	63.04	32	17.41	17.09
1950	11.26	11.6	33.51	29.8	16.91	16.17
1951	12.28	12.5	35.27	29.6	17.31	15.86



Birth Rates, Death Rates, Analysis of Mortality, Maternal Mortality and Case Rates for Certain Infectious Diseases in the year 1951.

						England and Wales	Sedgefield Rural District
						(Rates per 1,000 population)	
Births :—							
Live	...	...	...	...	...	15.5	16.58
Still	...	...	...	...	...	0.36	0.73
Deaths :—							
All causes	...	...	...	...	...	12.5	12.28
Typhoid and Paratyphoid	...	...	...	...	...	0.00	—
Whooping Cough	...	...	...	...	...	0.01	—
Diphtheria	...	...	...	...	...	0.00	—
Tuberculosis	...	...	...	...	...	0.31	0.26
Influenza	...	...	...	...	...	0.38	0.497
Acute Poliomyelitis including Polioencephalitis	...	...	...	...	...	0.00	—
Pneumonia	...	...	...	...	...	0.61	0.55
Notifications :— (corrected)							
Typhoid Fever	...	...	...	...	...	—	—
Paratyphoid	...	...	...	...	...	0.02	0.03
Meningococcal infection	...	...	...	...	...	0.03	0.03
Scarlet Fever	...	...	...	...	...	1.11	2.72
Whooping Cough	...	...	...	...	...	3.87	1.7
Diphtheria	...	...	...	...	...	0.02	—
Erysipelas	...	...	...	...	...	0.14	0.15
Smallpox	...	...	...	...	...	—	—
Measles	...	...	...	...	...	14.07	4.01
Pneumonia	...	...	...	...	...	0.99	0.47
Acute Poliomyelitis including Polioencephalitis.	...	...	...	...	...		
Paralytic	...	...	...	...	...	0.03	0.06
Non-paralytic	...	...	...	...	...	0.02	0.03
Food poisoning	...	...	...	...	...	0.13	—
						(Rates per 1,000 Live Births)	
Deaths.							
All causes under one year of age	...	...	...	...	...	29.6	35.27
Enteritis and Diarrhoea under two years of age	...	...	...	...	...	1.4	—
						(Rates per 1,000 Total Births) (i.e. Live and Still)	
Sepsis of pregnancy, childbirth and the puerperium	...	...	...	...	...	0.10	—
Abortion with toxæmia	...	...	...	...	...	0.00	—
Other toxæmias of pregnancy and puerperium	...	...	...	...	...	0.24	—
Haemorrhage of pregnancy and childbirth	...	...	...	...	...	0.13	—
Abortion without mention of sepsis or toxæmia.	...	...	...	...	...	0.05	—
Abortion with Sepsis	...	...	...	...	...	0.09	—
Other complications of pregnancy childbirth and the puerperium	...	...	...	...	...	0.18	—

## NOTIFIABLE DISEASE.

Table of cases as notified in the whole district set out in age groups.

Disease.	At all ages	Under 1	1-2	3-4	5-9	10-14	15-24	25-44	45-64	65 and over	Total deaths	Hos- pital	Home
Scarlet Fever ...	94	—	10	27	44	7	3	3	—	—	—	90	4
Diphtheria ...	3	—	—	—	—	1	1	1	—	—	—	3	—
Pneumonia ...	16	—	—	—	1	—	—	5	9	1	—	—	16
Dysentery ...	6	—	—	1	2	—	2	—	1	—	—	1	5
Puerperal Pyrexia ...	3	—	—	—	—	—	—	3	—	—	—	3	—
Erysipelas ...	5	—	—	—	—	—	—	1	3	1	—	—	5
Typhoid ...	1	—	—	—	—	—	—	1	—	—	—	1	—
Paratyphoid B ...	1	—	—	—	—	—	—	—	—	1	—	1	—
Ophthalmia Neonatorum	3	3	—	—	—	—	—	—	—	—	—	—	3
Food Poisoning	1	—	—	—	—	—	—	1	—	—	—	—	1
Poliomyelitis Paralytic	2	—	—	—	1	1	—	—	—	—	—	2	—
Non-Paralytic	—	—	—	—	—	—	—	—	—	—	—	—	—
Cerebro-Spinal Meningitis	3	—	—	1	—	1	—	1	—	—	—	3	—
Measles ...	136	5	26	51	52	—	2	—	—	—	1	3	133
Whooping Cough ...	58	5	18	17	18	—	—	—	—	—	—	—	58
TOTALS ...	332	13	54	97	118	10	8	16	13	3	1	107	225

There were 332 cases notified as against 660 in the previous year.

## NOTIFIABLE DISEASE.

Table of cases after correction in the whole district set out in age groups.

Disease.	At all ages	Under 1	1-2	3-4	5-9	10-14	15-24	25-44	45-64	65 and over	Total deaths	Hos- pital cases	Home cases
Scarlet Fever ...	93	—	10	27	43	7	3	3	—	—	—	89	4
Diphtheria ...	—	—	—	—	—	—	—	—	—	—	—	—	—
Pneumonia ...	16	—	—	—	1	—	—	5	9	1	—	—	16
Dysentery ...	5	—	—	1	2	—	1	—	1	—	—	1	4
Puerperal Pyrexia ...	3	—	—	—	—	—	—	3	—	—	—	3	—
Erysipelas ...	5	—	—	—	—	—	—	1	3	1	—	—	5
Typhoid ...	—	—	—	—	—	—	—	—	—	—	—	—	—
Paratyphoid ...	1	—	—	—	—	—	—	—	—	1	—	1	—
Ophthalmia Neonatorum ...	3	3	—	—	—	—	—	—	—	—	—	—	3
Food Poisoning ...	—	—	—	—	—	—	—	—	—	—	—	—	—
Poliomyelitis Paralytic ...	2	—	—	—	1	1	—	—	—	—	—	2	—
Non-Paralytic ...	1	—	—	—	—	1	—	—	—	—	—	1	—
Cerebro-Spinal Meningitis ...	1	—	—	—	—	—	—	1	—	—	—	1	—
Measles ...	137	5	26	51	53	—	2	—	—	—	1	4	133
Whooping Cough ...	58	5	18	17	18	—	—	—	—	—	—	—	58
TOTALS ...	325	13	54	96	118	9	6	13	13	3	1	102	223

**Diphtheria.** During 1951. 3 cases were notified, none confirmed, as against 7 notified, two confirmed in 1950.



**SCARLET FEVER.**

93 Positive Cases of Scarlet Fever were notified in 1951 as against 107 in 1950.

Location	All ages	Under 1	1-2	3-4	5-9	10-14	15-24	25-44	45-64	65 and over
Bishop Middleham	1	—	—	1	—	—	—	—	—	—
Chilton Buildings	24	—	3	11	6	2	1	1	—	—
Copelaw School ...	—	—	—	—	—	—	—	—	—	—
Cornforth ... ..	8	—	1	1	5	1	—	—	—	—
Ferryhill ... ..	8	—	2	3	2	1	—	—	—	—
Ferryhill Station ..	11	—	2	3	4	1	—	1	—	—
Fishburn ... ..	5	—	—	1	3	—	1	—	—	—
Mainsforth	—	—	—	—	—	—	—	—	—	—
Rushyford ... ..	—	—	—	—	—	—	—	—	—	—
Sedgefield ... ..	9	—	—	3	5	—	—	1	—	—
Trimdons ... ..	27	—	2	4	18	2	1	—	—	—
Windlestone	—	—	—	—	—	—	—	—	—	—
Woodham	—	—	—	—	—	—	—	—	—	—
<b>TOTALS</b> ...	<b>93</b>	<b>—</b>	<b>10</b>	<b>27</b>	<b>43</b>	<b>7</b>	<b>3</b>	<b>3</b>	<b>—</b>	<b>—</b>

**Cases of Infectious Diseases admitted to Isolation Hospitals during 1951.**

Disease	Suspected.	Confirmed.
Scarlet Fever ... ..	90	89
Diphtheria ... ..	3	—
Pneumonia ... ..	—	—
Dysentery ... ..	1	1
Puerperal Pyrexia ... ..	3	3
Erysipelas ... ..	—	—
Typhoid ... ..	1	—
Paratyphoid B. ... ..	1	1
Ophthalmia Neonatorum ... ..	—	—
Food Poisoning ... ..	—	—
Poliomyelitis, Paralytic ... ..	2	2
Non-Paralytic ... ..	—	1
Cerebro-Spinal Meningitis ... ..	3	1
Measles ... ..	3	4
Whooping Cough ... ..	—	—
<b>TOTALS</b> ...	<b>107</b>	<b>102</b>

# BACTERIOLOGICAL EXAMINATIONS — 1951.

Faeces.				Sputum.		
No. of Specimens.	Enteric positive.	Dysentery positive.	Food Poisoning positive.	Tubercle.		Inoculation.
				No. of Specimens.	Positive.	No. of Specimens.
75	Nil.	25	Nil.	80	26	8
						Nil.

## Swabs, (Throat and nasal)

No. of Specimens	Diphtheria positive.	Haemolytic Strep positive.	Staph. Aureus positive	Strep Viridans positive	Vincent's Spirochaetes positive.	Culture Diph. positive.
24	Nil	7	2	3	Nil.	Nil

## Swabs (pus)

No. of specimens.	Organisms positive	Culture (Staph. Aureas) positive.
2	Nil.	1

**TUBERCULOSIS.**

New cases and Mortality during 1951.

Age Periods	New Cases.				Deaths.			
	Respiratory		Non-Respiratory		Respiratory		Non-Respiratory	
	Male	Female	Male	Female	Male	Female	Male	Female
Under 1 year ...	—	—	—	—	—	—	—	—
1—5 ...	—	—	—	1	—	—	—	—
6—10 ...	—	—	1	1	—	—	—	—
11—15 ...	2	3	—	—	—	—	—	—
16—20 ...	2	2	—	—	—	—	—	—
21—25 ...	2	—	—	1	—	1	—	1
26—35 ...	4	1	—	—	—	1	—	—
36—45 ...	6	1	1	1	2	1	—	—
46—55 ...	8	1	—	—	1	—	—	—
56—65 ...	3	—	2	—	1	—	1	—
66 and over ...	1	—	—	—	—	—	—	—
Age unknown ...	1	—	—	—	—	—	—	—
	29	8	4	4	4	3	1	1
	37		8		7		2	
	45				9			

Of the above new cases 17 respiratory cases were notified from the Winterton Hospital.

The deaths do not include those in the Winterton Hospital which are transferable to localities outside this district

The total number of new cases of the pulmonary form of the disease notified from the area, excluding the Mental Hospital was 20. This was a decrease of 10 from the figure for 1950 which was 30.

New notifications of the non-pulmonary form of the disease notified from the area numbered 8, an increase of 2 from the number for 1950.

Deaths from pulmonary tuberculosis showed a decrease from 10 in 1950, to 7 in 1951. In the non-pulmonary form of the disease the number increased from 1 in 1950 to 2 in 1951.

Tuberculosis Mortality Rate	(Respiratory) 1951	0.205
Do.	(Respiratory) 1950	0.289
Do.	(Non-respiratory) 1951	0.058
Do.	(Non-respiratory) 1950	0.029

See Comparative table re Tuberculosis Statistics for past 10 years on page 15.

No. of cases on register at 31st December, 1951.

Pulmonary			Non-Pulmonary			Total cases
Male	Female	Total	Male	Female	Total	
201	165	366	103	95	198	564



COMPARATIVE TABLE OF TUBERCULOSIS STATISTICS FOR RECENT YEARS.

Year.	NEW CASES.						DEATHS.						NO. ON REGISTER AT END OF YEAR.					
	Pulmonary			Non-Pulmonary			Pulmonary			Non-Pulmonary			Pulmonary			Non-Pulmonary		
	Male	Female	Total	Male	Female	Total	Male	Female	Total	Male	Female	Total	Male	Female	Total	Male	Female	Total
1942	22	30	52	10	14	24	4	5	9	3	2	5	81	94	175	88	89	177
1943	15	27	42	7	8	15	4	4	8	5	3	8	78	106	184	94	96	190
1944	17	19	36	5	8	13	2	7	9	4	5	9	83	102	185	83	91	174
1945	24	21	45	15	10	25	5	3	8	—	3	3	101	116	217	98	100	198
1946	20	16	36	5	5	10	8	7	15	6	1	7	108	117	225	90	90	180
1947	14	18	32	7	4	11	8	6	14	1	—	1	116	125	241	96	89	185
1948	16	25	41	6	4	10	4	9	13	1	2	3	123	136	259	97	90	187
1949	26	23	49	5	6	11	5	4	9	3	2	5	137	151	288	101	95	196
1950	54	23	77	3	3	6	7	3	10	1	—	1	182	164	346	104	94	198
1951	29	8	37	4	4	8	4	3	7	1	1	2	201	165	366	103	95	198

## DIPHTHERIA IMMUNISATION

The following table shows the number of children who completed a full course of primary immunisation in the area during 1951.

<i>Under 5 years.</i>	<i>5 to 14.</i>	<i>Total.</i>	<i>Total number of children who were given a re-inforcing injection was 62.</i>
198	215	413	

### National Assistance Act, 1948. Section 47.

No action was taken under this Section.

### Health Services administered in your area by the Local Health Authority.

#### Residential Hostel Accommodation.

The County Council provide hostel accommodation for aged, infirm and handicapped persons, but at present it is limited. Application for assistance should be made to the County Medical Officer, Shire Hall, Durham. Tel. No.: Durham 980, Extension 133.

#### Home Nursing.

A Home Nursing Service is provided by the County Council, and any requests for a district nurse should be made to the nurses in the area or to the Superintendant of the County Nursing Association, Hallgarth House, Hallgarth Street, Durham.

#### Vaccination and Immunisation.

(a). Vaccination against smallpox may be obtained free of charge on application to any medical practitioner who has agreed to give service within the National Health Scheme.

(b). Immunisation against diphtheria may be carried out on application to maternity and child welfare centres or to any general practitioner operating under the National Health Service Act, free of charge.

#### Domiciliary Midwifery Service.

Names and addresses of the midwives available can be obtained from the child welfare centres or medical practitioners.

#### Domestic Help.

Domestic helps are provided by the County Council where necessary in cases of sickness, childbirth, infirmity, or other household emergencies. A charge for the service is made in accordance with income scales. Application should be made through the district health visitors or the County Medical Officer of Health, Shire Hall, Durham. Tel. No: Durham 1616.



### Health Visitors.

This service is maintained by the County Council, and the health visitor is the connecting link between the home and health activities of the County Council. Details of the health visitors available in the area may be obtained from the County Medical Officer, Shire Hall, Durham. Tel. No.: Durham 980. Ext.: 305.

### Ambulance Service.

Ambulance transport may be obtained on application to the nearest control, Telephone—Durham 587. Except in cases of emergency application should be made by medical practitioners, hospitals, midwives or dentists. Ambulances can be booked in advance on the production of a certificate from a medical practitioner certifying the need for transport.

### Prevention of Illness, Care and After Care.

Facilities are available for the assistance of sick persons in any manner which may be necessary, *e.g.*, the provision of extra nourishment, sick room requisites, invalid chairs, etc. Advice may be obtained on application to the County Medical Officer, Health Department, Shire Hall, Durham. Tel. No.: Durham 980, Extension 35. A charge may be made for this service under certain circumstances according to income scale.

### Mental Health Service.

A comprehensive scheme is provided by the County Council. Details and assistance can be obtained on application to the County Medical Officer, Shire Hall, Durham. Tel. No.: Durham 980, Extension 237, or to the Duly Authorised Officer. Tel.: Stockton 66911.

### Care of Mothers and Young Children.

The County Council maintain maternity and child welfare centres at which ante-natal and post-natal clinics are also held, as shown in the following table. Advice can also be obtained on application to the County Medical Officer, Shire Hall, Durham. Tel. No.: Durham 980. Ext.: 301.

<i>Address of Centre.</i>	<i>Sessions.</i>
CHILTON.  Red Cross Station.	Ante-natal Clinic— Alternate Wednesday Afternoons. Child Welfare— Alternate Wednesday mornings.



<p>COXHOE.</p> <p>Social &amp; Literary Institute and Village Hall. Telephone—344.</p>	<p>Ante-natal clinic— Tuesday mornings weekly Alternate Tuesday afternoons.</p> <p>Child Welfare— Thursday afternoons weekly. Alternate Thursday mornings.</p> <p>Birth control &amp; Post Natal Clinics—Alternate Thursday mornings.</p> <p>Ultra Violet Ray Clinics— Tuesday afternoons weekly Friday afternoons weekly.</p>
<p>FISHBURN.</p> <p>Miners' Welfare Hall.</p>	<p>Ante-natal clinic— Alternate Monday mornings.</p> <p>Child Welfare—Alternate Monday afternoons.</p>
<p>SEDGEFIELD.</p> <p>County Surveyor's Office. Telephone—244.</p>	<p>Ante-natal clinic &amp; Child Welfare— Alternate Tuesdays.</p>
<p>TRIMDON.</p> <p>Back Peel Avenue, Trimdon Grange.</p>	<p>Ante-natal clinic— Alternate Thursdays.</p> <p>Child Welfare— Alternate Thursdays.</p>

### Maternity Homes and Hospitals.

These are controlled by the Regional Hospital Board, but applications for admission should be made to the medical officers at the maternity and child welfare centres shown on the previous table.

Accommodation for unmarried mothers is available at maternity homes provided by the Regional Hospital Board, and the Durham Diocesan Moral Welfare Association also maintain homes for unmarried mothers and their babies. Application for admission should be made to the medical officers at the child welfare centres.

Homeless children can be admitted to residential nurseries or cottage homes administered by the County Council of Durham.

### Convalescent Home.

The E.F. Peile County Convalescent Home, Shotley Bridge (Tel.: Shotley Bridge 27) is controlled by the County Council of Durham, and admits nursing mothers with their babies and children under five years of age. Applications for admission should be made at the child welfare centres.

**Services administered in your area by the  
Regional Hospital Board.**

**TUBERCULOSIS SERVICES.**

A number of beds are provided at the Sedgefield Isolation Hospital.

There are no chest clinics in the Sedgefield area and patients attend Hartlepool, Stockton and Bishop Auckland Chest Clinics.

These clinics are held as follows :-

**Bishop Auckland.**

Mondays	9-30 a.m. - 1-0 p.m.	Both Sexes.
Tuesdays	9-30 a.m. - 5-0 p.m.	Females.
Fridays	9-30 a.m. - 5-0 p.m.	Males.

**Bowesfield Lane, Stockton.**

Wednesday	9-30 a.m.
Thursday	10-0 a.m.
Thursday	2-0 p.m.
Friday	2-0 p.m.

**Brierton Lane, West Hartlepool.**

Monday	10-0 a.m. and 2-0 p.m.
Wednesday	2-0 p.m. Children only.

**VENEREAL DISEASE.**

There are no venereal disease clinics in the Sedgefield area.

The most convenient are :-

**Stockton and Thornaby Hospital.**

Tuesdays	2-0 p.m. - 5-0 p.m.	Females.
"	5-0 p.m. - 7-0 p.m.	Males.
Fridays	2-0 p.m. - 5-0 p.m.	Females.
"	5-0 p.m. - 7-0 p.m.	Males.

**Hartlepool, Mill House, Stranton.**

Wednesday	2-0 p.m.	Females.
Thursday	5-0 p.m.	Males.

**Durham County Hospital.**

Monday	10-0 a.m. - 7-30 p.m.
Tuesday	1-0 p.m. - 7-0 p.m.
Wednesday	10-0 a.m. - 5-30 p.m.
Thursday	10-0 a.m. - 7-30 p.m.
Friday	1-0 p.m. - 7-0 p.m.
Saturday	11-0 a.m. - 1-0 p.m.

**General Hospital, Maternity and Consultant Services, Infectious Diseases.**

(a) Full consultant services are provided at Sedgefield General Hospital, Sedgefield Isolation Hospital and Hardwick Hall Maternity Home.

Clinical sessions are held as under at Sedgefield General Hospital :-

Ear, Nose and Throat.	Wednesday 2 p.m. (By appointment)
Gynaecological.	Third Tuesday in every month. 2 p.m. (By appointment)



Medical	Monday and Friday at 9.30 a.m. Tuesday and Friday at 2 p.m. (By appointment)
Orthopaedic.	Monday, Tuesday and Friday at 9.30 a.m. (By appointment)
Surgical.	Tuesday at 9.15 a.m. Friday at 2 p.m. (By appointment)

**Beds staffed and available.**

Sedgefield General Hospital.	338
Sedgefield Isolation Hospital.	36
Hardwick Hall Maternity Home.	35
Wheatley Hill Smallpox Hospital.	24

**SANITARY CIRCUMSTANCES OF THE AREA.**

**Housing.**

The provision of new houses to alleviate overcrowding and to provide separate accommodation for people without homes of their own has been well maintained during the year as 234 houses were completed by the Council and occupied. These houses were all of the brick traditional type and were built on existing sites.

The situation of these 234 houses was as follows:

<i>Parish.</i>	<i>No. of Houses.</i>
Chilton	13
Cornforth	33
Ferryhill	100
Sedgefield	10
Trimdon	78

The erection of 106 houses at Fishburn was commenced during the year, the object being to bring Fishburn miners nearer to their place of employment.

Redevelopment at Bishop Middleham was commenced in accordance with the scheme sponsored by the County Council.

On the 31st December, 1951, 411 houses were in the course of construction.

The number of private houses constructed and occupied during 1951 was 15 as against 18 in 1950.

The following table shows the number of new houses erected and occupied since the termination of hostilities in 1945.

	<i>By local authority.</i>	<i>By private enterprise.</i>	<i>Total.</i>
Year ending 31st Dec., 1945	Nil.	Nil.	Nil.
" " 1946	24	16	40
" " 1947	62	23	85
" " 1948	162	26	188
" " 1949	128	11	139
" " 1950	292	18	310
" " 1951	234	15	249
Total to 31st Dec., 1951	902	109	1011



Further progress has been made with the demolition of property and the re-housing of tenants in the Pit Street, Coffee Pot Street and Pringle Street areas of Trimdon Colliery, in Rose Street and William Street, Trimdon Grange, and Balaclava Street, West Cornforth.

During the year action was taken against 34 houses situated outside of confirmed clearance areas but considered to be unfit for human habitation. In a number of cases undertakings were accepted from the owners that the houses would not be re-let but the remainder were dealt with under either Section 11 or Section 12 of the Housing Act, 1936.

Including requests from travelling miners, the total number of applications for Council Houses and Bungalows averaged approximately 2000 for the whole year.

### **Drainage and Sewage Disposal.**

Sewage disposal works are situated in various parts of the district and usually comprise detritus and precipitation tanks with filter beds. Land is used for the final treatment. Elsewhere precipitation and land irrigation are employed, with the result that all Townships in your District are drained and sewered.

The improvements commenced in 1950 at the Ferryhill Southside Sewage Disposal Works were completed in 1951.

Extensions to existing sewers at Trimdon Village and Fishburn were made during the year and an electrically operated sewage pump was also installed at Trimdon Village. These extensions were necessary to accommodate the new Council and privately owned houses at present under construction.

### **Sanitary Conversions.**

During 1951, 18 ash closets, etc., were converted to the water carriage system.

The following table shows the total number of closets in the district at 31st December, 1951.

	<i>Water Closets.</i>	<i>Ash-closets &amp; Privies.</i>
Ferryhill	3676	29
Chilton	1836	18
Trimdon	1438	189
Cornforth	1485	39
Bishop Middleham	383	31
Sedgefield (incl. Hospitals)	1191	51
Fishburn	640	28
Mainsforth	78	12
Remainder of district	219	236
including Aycliffe school		
	10946	633

In 1930 the number of ash-closets and privies in the area was 5,771, now the number has been reduced to 633. Of these remaining privies and ashclosets the majority are attached to houses that have been condemned, and to outlying farms.

### Public Cleansing.

Public Cleansing is carried out in almost every part of the district and in all cases properly constructed vehicles are used for the removal of house refuse. Approximately 75% of the houses in the district are visited twice weekly and collections are made once per week from the remainder. The refuse collected is disposed of by controlled tipping, six disused quarries in the district being used for this purpose. The quarries are under the direct control of the Council.

A fleet of seven Karrier Bantams and one Karrier CK3 refuse collecting vehicles is used for this purpose and the following table shows the district served by each of the vehicles.

<i>Vehicle.</i>	<i>District.</i>
Karrier Bantam No. 1	Portion of Ferryhill and Chilton Lane.
Karrier Bantam No. 2 } Karrier CK 3 No. 7 }	Remainder of Ferryhill not covered by No. 1, and Dean Bank.
Karrier Bantam No. 3	Fishburn and Trimdon Village.
Karrier Bantam No. 4	Chilton Buildings, Windlestone portion of Woodham Parish, and Chilton Lane Council houses.
Karrier Bantam No. 5	Cornforth.
Karrier Bantam No. 6	Trimdon Grange & Trimdon Colliery.
Karrier Bantam No. 8	Sedgefield, Bradbury, Mordon, Stillington, Bishop Middleham and Mainsforth.

The cleansing of streets is carried out in conjunction with the County Council.

### Salvage Collections.

These collections are chiefly made during the collection of refuse. The quantities of salvage sold during the year were as follows:

	PAPER.	RAGS.
Weight	101 tons 9 $\frac{3}{4}$ cwts.	11 cwts.
Value	£1,349-4-6d.	£23-2-0d.

In 1950 the quantities were:

	PAPER.	RAGS.
Weight	67 tons 11 $\frac{1}{2}$ cwts.	2 tons 16 cwts.
Value	£353-0-6d.	£41-4-2d.

Comparison of the above figures shows an increase in the amount of waste paper collected and a decrease in the collection of rags.



**Summary of work done in the Sanitary Inspector's Department  
during the year 1951.**

Public Health Acts.	Number of Informal Written Notices by Inspector.	Number of Formal Notices by Order of Authority.	Number of Nuisances abated after Notice.
Dwelling houses :			
Foul conditions ...	2	—	2
Structural Defects ...	273	2	254
Overcrowding ...	—	—	—
Lodging houses ...	—	—	—
Dairies and Milkshops ...	2	—	2
Bakehouses ...	3	—	3
Slaughterhouses ...	—	—	—
Ashpits and Privies ...	18	—	18
Deposits of Refuse and Manure ...	5	—	5
Water Closets ...	68	—	63
Defective Yard Paving ...	1	—	1
House Drainage ...	70	—	70
Water Supply ...	4	—	4
Pigsties ...	1	—	1
Animals Improperly kept ...	—	—	—
Other Nuisances, etc. ...	14	—	12
Totals ...	461	2	435

**WATER SUPPLIES.**

*Rural Water Supplies and Sewerage Act 1945.*

Using the provisions of the above enactment, a scheme was prepared by the Council whereby the more rural parts of the area could enjoy the convenience of a piped water supply in place of the various less reliable sources previously existing.

The scheme was arranged in two parts, one setting out the proposals in connection with premises within the Durham County Water Board's area, and the other appertaining to the proposals concerning property situated outside the Durham County Water Board's area, but within the Rural District of Sedgfield.

These are tabulated as follows :-

**Approved Proposal within the area of the Durham County  
Water Board.**

Pipeline from Hare and Hounds to West House, Durham Road, (Fishburn Parish).	
„ Sedgfield to Beacon Hill Cottage.	
„ Sedgfield to Mess Bridge (near Brock's Farm, Sedgfield Parish).	
„ Sedgfield to Thorpe Larches.	
„ Sedgfield (Spring Lane) to Heley House.	
„ Eldon Lane Ends to Rushyford (Windlestone Parish).	
„ Fishburn to Three Horse Shoes and along Salters Lane.	



### **Approved Proposal outside the area of the Durham County Water Board.**

Pipeline from Beacon Hill Cottage to Wynyard Station, via.  
Waterloo Plantation.

- „ Mess Bridge to Waterloo Plantation, and joining  
the above-mentioned pipeline.
- „ Heley House (Sedgefield Parish) to Foxton and  
Shotton.
- „ Bradbury to Mordon & Mordon Village service pipes.
- „ Mordon to Elstob Cottage.
- „ Mordon Lodge (Bread & Beer House) to Hopper  
House.
- „ Mordon Southside to Stillington Crossing.
- „ Elstob Lane Ends to Elstob North Farm.
- „ Gretna Wedding Inn to Ricknall Lane Ends to  
Stainton Hill House.
- „ Ricknall Lane Ends to East Farm (Preston-le-  
Skerne Parish).
- „ Tees Valley water main near Old Stillington to Old  
Stillington.

Towards the end of 1950, after the scheme as a whole had been submitted to, and approved by the various Government Departments concerned, a start was made with the work of installing the necessary water mains.

From the beginning to the end of 1951, the national re-armament programme claimed the bulk of all iron and steel produced in this country. As a result, the iron pipes necessary for the water supply scheme, which were already scarce, became even more difficult to obtain. A halt therefore had to be reluctantly called on the installation of the rural water mains, under this scheme, during the year 1951.

The position of the scheme on the last day of December 1951, was as follows :-

#### **WATER MAINS COMPLETE.**

1. Bradbury to Mordon and Mordon Village service pipes.
2. Mordon to Elstob Cottage, (this is close to the Council's boundary near Great Stainton.)
3. Hare & Hounds to West House, Durham Road,  
(Fishburn Parish).
4. Gretna Wedding Inn, Newton Aycliffe, to East Farm  
in the Preston-le-Skerne Parish.
5. Mordon Lodge to Hopper House.
6. Elstob Lane Ends to Elstob North Farm.
7. Part of the main from Fishburn to Salters Lane, via  
the Three Horse Shoes. This has yet to be completed.

This means that the occupants of forty-six dwellings, including both farms and ordinary houses, have, for the first time, a reliable and adequate source of piped water at their disposal, enabling them to discontinue using water from less satisfactory sources such as wells and springs.

The undermentioned table shows the number of houses in the various parishes where the water supply is obtained by water mains direct to the houses or by means of standpipes and also the estimated population served.

Parish	No. of houses with direct pipe supply	Estimated population obtaining water as aforesaid	No. of houses with stand-pipe supply	Estimated population obtaining water from stand-pipe supplies
Bishop Middleham	336	1,205	—	—
Bradbury ...	43	160	8	30
Butterwick ...	—	—	—	—
Chilton ...	1,799	6,474	—	—
Cornforth ...	1,344	4,880	—	—
Elstob ...	10	36	—	—
Embleton ...	1	4	—	—
Ferryhill ...	3,139	11,075	—	—
Fishburn ...	641	2,370	1	3
Foxton and Shotton	—	—	—	—
Mainsforth ...	76	280	—	—
Preston-le-Skerne ...	15	52	—	—
Mordon ...	43	150	—	—
Sedgefield ...	680	2,410	2	6
		(excluding patients in Winterton H.)		
Stillington ...	43	163	—	—
Trimdon ...	1,326	4,641	70	254
Woodham (excluding Aycliffe Approved School ...)	39	140	—	—
Windlestone ...	33	120	5	20

Water is supplied to the rest of the district in the following manner :-

#### **Durham County Water Board.**

Apart from outlying farms and cottages where wells and springs form the supply, the Board supplies water to the following townships :- Ferryhill, Chilton, West Cornforth, Mainsforth, Trimdon, Fishburn, Bishop Middleham, Sedgefield and Bradbury.

#### **Tees Valley Water Board.**

Save again for the outlying dwellings, water is supplied by the Board to the township of Stillington.



A piped supply of water, originally owned by the London and North Eastern Railway Company, and owned since 1947 by the Durham County Water Board, serves the following premises: Several houses at Sedgfield Station, in Bradbury Parish, and Bishopton Crossing, part of which is in Elstob Parish and the remainder in the Parish of Stillington.

Certain parts of the Woodham Parish receive water from a main which runs from Bradbury to Aycliffe.

The remainder of the Parish of Woodham and the main part of Windlestone Parish are supplied per meter on a privately owned pipe-line with Durham County Water Board water.

Wells and springs supply premises at Butterwick, Old Acres-Embleton, Foxton and Shotton.

### **Complaints and Reports as to Water Supplies in General.**

A sample of water was taken from the Water Board main and a satisfactory result was obtained. To improve the quantity of water delivered to Chilton Buildings, pipe scraping was carried out by the Water Board. The removal of these deposits increased the volume of the water to some extent, but as the quantity is still insufficient, the Water Board have prepared a scheme for duplicating certain pipes in this area. This plan is at present in the hands of the Ministry.

A complaint of shortage of water in the houses in the higher part of Sedgfield, was received and passed on to the Water Board for necessary action.

No other complaints were received or samples taken during the year under review.

### **Inspection and Supervision of Food.**

With the exception of the Mental Hospital, which obtains some of its meat from its own private slaughterhouse, all butchers in this district obtain their supplies from a Ministry of Food Centre in Stockton. The animals are slaughtered under Ministry of Food arrangements and the meat is inspected by the staff of Stockton Borough Council. Upon invitation your own inspectors visit the private slaughterhouse at the Mental Hospital and inspect the animals slaughtered for human consumption.

During the year under review the food shops and canteens in the District were visited regularly to ensure compliance with the Food and Drugs Act and the new Model Byelaws made under it. Where necessary owners were informed of breaches of the Acts and most of them were very willing to co-operate in the establishment and maintenance of sanitary and cleanly conditions. Wherever it was practicable a supply of running hot water was requested and in most cases this has now been provided.

In addition to routine visits, your staff are frequently called to food shops and canteens to inspect food considered to be unfit for human consumption. I am glad to report a close liaison between the inspectors and the persons in charge of the premises which results in the voluntary surrender of any doubtful foodstuffs.



During the year 188 certificates were issued against 219 stones of food found to be unfit for human consumption.

### **Clean Food Exhibition.**

A Clean Food Exhibition and Film Show was held at Ferryhill from 16th to 19th April, 1951.

A very high standard of exhibits and stands was provided and the principal position was taken up by the Ministry of Food who provided a splendidly built stand of a thoroughly instructive and interesting nature, which without exception, drew the attention of all visitors.

Other exhibits were provided by the School of Agriculture at Houghall who dealt very ably with the production of clean milk while the Ministry of Agriculture and Fisheries Infestation Branch showed food contamination by vermin. This latter stand was also of great interest to visitors and very many questions were asked and answered.

Exhibits by the North Eastern Electricity Board included electrically driven machinery for the cooking of food, cold storage of food, washing and sterilizing of crockery and glass, electric drying of hands and faces of food handlers so as to exclude the use of towels, and also various types of cleansing equipment.

The Northern Gas Board provided a very interesting demonstration of the production of gas and other products from coal and also of modern kitchen equipment and hot water equipment suitable for use in food shops.

Many other exhibitors provided demonstrations of the use of modern detergents and modern kitchen and shop fittings.

Cultures of germs were loaned by the Public Health Laboratory, Newcastle, and were demonstrated by your staff to a very interested audience.

Film shows also attracted large numbers of people and we are indebted to the Central Office of Information who presented the story of clean food handling to an interested public.

A number of photographs, illustrating the right and wrong methods of handling food, were obtained from the Central Council for Health Education, and these were erected as a self-explanatory exhibit.

In all 1,140 people attended the exhibition and I am sure that we can consider it to have been successful.

### **FOOD POISONING OUTBREAKS.**

Total number of outbreaks	...	...	Nil.
Number of cases	...	...	Nil.
Number of deaths	..	...	Nil.
Organisms or other agents responsible with number of outbreaks attributable to each			Not applicable.
Foods involved, with number of outbreaks associated with each food.	...	...	Not applicable.

### Milk Supplies.

In this area the bulk of the milk used is obtained either from the Milk Marketing Board's plant at Langley Bridge, Durham, or from Co-operative Societies. Most of the Milk consumed is either pasteurised or tuberculin tested, being delivered to the customer in sealed bottles.

There are 33 distributors registered with this authority for the retail sale of milk. The following table indicates the number of licences issued for the sale of designated milk for 1951.

Dealers' Licences authorising the use of the Special Designation 'Pasteurised' = 24,

Dealers' Licences authorising the use of the Special Designation 'Sterilised' = 6.

Dealers' Licences authorising the use of the Special Designation 'Tuberculin Tested' = 17.

Supplementary Licence authorising the use of the Special Designation 'Pasteurised' = 1.

Supplementary Licence authorising the use of the Special Designation 'Tuberculin Tested' = 2.

### Rodent Control.

During the year maintenance treatment of sewers, sewage works and refuse tips of the Rural District, has been carried out. The surface works have had intermediate treatments, in addition to the regular treatments with the sewers.

The total number of manholes recorded is 1364. Where test baits were taken that section of sewer was given a complete treatment.

The following is a summary of takes of bait and also poison bait takes per manhole :-

### Sewers.

Number of manholes treated	...	1372.			
Number of takes of bait,			Poison bait takes		
Complete	...	82	Complete	...	10
Partial	...	96	Partial	...	107
Total takes		178	Total takes		117
Amount of poison bait taken, in ozs.		127.			
Estimated number of rats destroyed		316.			

### Sewage Works.

Number of baiting points laid	...	516.			
Number of takes of bait,			Poison bait takes		
Complete	...	372	Complete	...	142
Partial	...	57	Partial	...	74
Total takes		429	Total takes		216
Amount of poison bait taken, in ozs.		179.			
Estimated number of rats destroyed		447.			



**Refuse Tips.**

Number of baiting points laid	...	297			
Number of takes of bait,			Poison bait takes		
Complete	...	220	Complete	...	95
Partial	...	32	Partial	...	22
		<hr/>			<hr/>
Total takes		252	Total takes		117

Amount of poison bait taken, in ozs. 106.

Estimated number of rats destroyed 265.

Total amount of poison bait taken and number of rats destroyed :-

	<i>Poison bait taken.</i>	<i>Rats destroyed.</i>
Sewers	127 ozs.	316
Sewage Works	179 "	447
Refuse Tips	106 "	265
Other Surface Infestations	86 "	215
	498 ozs.	1,243

There is a substantial reduction in the amount of poison bait taken and correspondingly in the number of rats destroyed on the premises managed by the Council.

In addition to the above, surface treatments were carried out at various Colliery premises, the General Hospital, Copelaw Approved School, Schools managed by Durham County Education Dept., and in all 24 premises other than dwelling houses were visited. Where complaints of reinfestation were received the necessary treatment was carried out.

Complaints were received from 27 occupiers of dwelling-houses of infestations of rats and mice. The premises were inspected and where necessary treatment was carried out.



# Factories Act, 1937.

Particulars on the administration of the Factories Act, 1937.  
Part 1 of the Act.

Inspections for the purpose of provisions as to health.

Premises (1)	M/c line No. (2)	Number on Register (3)	Number of			M/c line No. (7)
			Inspect- ions (4)	Written Notices (5)	Occup'rs prosec'd (6)	
(i) Factories in which Sections 1, 2, 3, 4, and 6 are to be enforced by Local Authorities	1	12	15	—	—	1
(ii) Factories not included in (i) in which Section 7 is enforced by the Local Authority ...	2	47	66	4	—	2
(iii) Other premises in which Section 7 is enforced by the Local Authority (excluding out-workers premises)	3	8	8	—	—	3
TOTAL ...		67	89	4	—	

Particulars (1)	M/c line No. (2)	Number of cases in which defects were found				No. of cases in which prosecutions were instituted (7)	M/c line No. (8)
		Found (3)	Remed- ied (4)	To H.M. In- spectors (5)	By H.M. In- spectors (6)		
Want of cleanliness (S.1.) ...	4	—	—	—	—	—	4
Overcrowding (S.2.)	5	—	—	—	—	—	5
Unreasonable temperature (S.3.)	6	—	—	—	—	—	6
Inadequate ventilation (S.4.) ...	7	—	—	—	—	—	7
Ineffective Drainage of floors (S.6.) ...	8	—	—	—	—	—	8
Sanitary Conveniences (S.7.) ...							
(a) Insufficient ...	9	4	4	—	4	—	9
(b) Unsuitable or defective ...	10	1	1	—	—	—	10
(c) Not separate for sexes ...	11	1	1	—	1	—	11
Other offences against the Act (not including offences relating to Out-work) ...	12	—	—	—	—	—	12
TOTAL ...		6	6	—	5	—	

M. W. RODGERS, Medical Officer of Health.











