

[Report 1946] / Medical Officer of Health, Sedgefield (Union) R.D.C.

Contributors

Sedgefield (England). Rural District Council.

Publication/Creation

1946

Persistent URL

<https://wellcomecollection.org/works/qhbt3dct>

License and attribution


You have permission to make copies of this work under a Creative Commons, Attribution license.

This licence permits unrestricted use, distribution, and reproduction in any medium, provided the original author and source are credited. See the Legal Code for further information.

Image source should be attributed as specified in the full catalogue record. If no source is given the image should be attributed to Wellcome Collection.




Wellcome Collection
183 Euston Road
London NW1 2BE UK
T +44 (0)20 7611 8722
E library@wellcomecollection.org
<https://wellcomecollection.org>



LIBRARY

THE RURAL DISTRICT COUNCIL
OF SEDGEFIELD.




ANNUAL
REPORT

OF THE
MEDICAL OFFICER OF HEALTH
FOR THE
YEAR ENDING
31st DECEMBER, 1946.

DURHAM:
G. Bailes & Sons, Printers, Etc.

1947.




THE RURAL DISTRICT COUNCIL
OF SEDGEFIELD.

ANNUAL
REPORT

OF THE
MEDICAL OFFICER OF HEALTH
FOR THE
YEAR ENDING
31st DECEMBER, 1946.

DURHAM:
G. Bailes & Sons, Printers, Etc.

1947.



Digitized by the Internet Archive
in 2018 with funding from
Wellcome Library

<https://archive.org/details/b30076304>

SEDGEFIELD RURAL DISTRICT COUNCIL.

COUNCIL OFFICES,
SEDGEFIELD,
STOCKTON-ON-TEES.

Mr. Chairman, Ladies and Gentlemen,

I have pleasure in submitting to you the 69th Annual Report upon the vital statistics and Sanitary work of your District for the year ending 31st December, 1946.

On January 1st of that year, I commenced duty as Medical Officer of Health in succession to Dr. J. C. V. Hindhaugh. In this letter the contents of the report will be briefly summarised and comment made where necessary.

VITAL STATISTICS.

Birth Rate.

The figure of 20.60 shows a slight increase on that for 1945 which was 20.58 and a slight decline on that for 1944 which was 21.61. This rate for 1944 is the largest recorded during the 20 years (1927-1946).

It is pleasing to note that in the subsequent years there has only been a slight drop. Compared with the rate for England and Wales as a whole, this District shows a relatively high degree of fertility during the 20 years.

General Death Rate.

This rate remains fairly constant and is generally a slightly lower figure than that for England and Wales during the past 20 years.

Infantile Mortality.

The death rate for all Infants under one year of age per thousand live births was 45.80. This figure shows a welcome decline from that of 1945, which was 58.29 and it is only slightly higher than that for England and Wales which was 43 in 1946.

There still remains room for improvement in this rate. There were 38 deaths of Infants under one year of age in 1946 compared with 48 in 1945. The number of deaths from Prematurity has declined from 15 in 1945 to 13 in 1946 and from Congenital Malformation and Birth Injuries from 9 in 1945 to 6 in 1946.

The Infantile Mortality Rate for 1946 is the lowest figure recorded in this District during the last 20 years and probably the lowest figure reached. This is gratifying to note as this rate is often regarded as the best index of the general health of a population.

There is no doubt that the standard of mothercraft is becoming increasingly high and as more houses become available, the dangers of overcrowding and the difficulties experienced by young couples in "living in" with others should diminish. A speedy improvement in housing is an urgent need.

Maternal Mortality.

The maternal mortality rate shows a slight decline against that for 1945, the figures being 2.906 and 2.941 respectively, but is considerably higher than that for England and Wales which was 1.24.

The lack of reasonable accommodation and facilities at home has increased the demand for maternity hospital accommodation enormously. Many quite normal cases have to seek hospital accommodation on this account. This has caused a great strain on the limited number of maternity beds available.

We are fortunate in having a maternity hospital in the district itself.

Individual Cause of Death.

Heart disease continues to head this list, though the number of deaths was slightly less in 1946, than in 1945, being 79 and 90 respectively. Deaths from cancer come next being 49 in 1946 compared with 52 in 1945. There was an increase in the number of deaths from cancer of the stomach and duodenum and a slight decrease in those classed as "other sites."

Tuberculosis.

There has been an increase in the number of deaths from both the respiratory and non-respiratory forms of the disease. In 1946, 7 more deaths (total 15) were recorded for the pulmonary form of the disease than in 1945, and 4 more deaths (total 17) from the non-pulmonary form. This increase in the number of deaths from pulmonary tuberculosis is the largest recorded since 1941 when there were 18 deaths.

Of the new cases of the disease notified during 1946 (excluding the Mental Hospital) there was an increase of two in the pulmonary form and a decrease of 8 in the non-pulmonary form as compared with the 1945 figures.

Infectious Diseases.

The notifications of these diseases are set out in a separate table in the report. The incidence of diphtheria shows a marked decline from 27 cases in 1945 to 7 in 1946, as also does the measles from 179 in 1945 to 51 in 1946.

Scarlet Fever shows a marked increase in the number of notifications from 30 in 1945 to 123 in 1946. A table showing the location in the district and the age groups of these cases is set out. 118 cases of Scarlet Fever were admitted to the Isolation Hospital.

Diphtheria Immunisation.

Details of this scheme are given in a separate section of the report. During 1946 a complete overhaul of all the immunisation records was made. The information has been transferred to record cards, as advocated by the Minister of Health in Circular 193/1945 and filed in years of birth. The recorded details are now easily accessible and the compilation of statistics simplified.

Scabies.

59 persons suffering from Scabies were treated during the year at the Cleansing Centre, Spennymoor, involving 116 treatments. The Council's Ambulance was used to convey patients to Spennymoor.

Sanitary Circumstance of the Area.

The details shown under this section have been supplied by the Sanitary Inspectors, Mr. Clough and Mr. Curry.

I wish to express to the Council my appreciation of your support, my grateful thanks to the Clerk of the Council for his valuable help and co-operation during the year, to the Sanitary Inspectors, members of the Health Department, and other Council Officials for their loyal support.

I am, Mr. Chairman, Ladies and Gentlemen,

Your obedient Servant,

MADGE HOPPER.

M.B., B.S., B.Hy., D.P.H.
Medical Officer of Health.

GENERAL STATISTICS.

Area, 39,212 acres.

Population, 33,412.

No. of inhabited houses, 8,905 + 30 ex-army huts occupied by squatters.

Rateable Value, £122,158.

Sum represented by a penny rate, £454 5s. 6d.

Vital Statistics.

Births.—Live Births.				Male.	Female.	Total.
Legitimate	339	307	646
Illegitimate	11	20	31
				<hr/> 350	<hr/> 327	<hr/> 677

Birth rate per 1,000 of the estimated resident population 20.60.

Still Births.				Male.	Female.	Total.
Legitimate	5	3	8
Illegitimate	2	1	3
				<hr/> 7	<hr/> 4	<hr/> 11

Rate per 1,000 total births (Live and Still) : 15.99.

Infantile Mortality.

Deaths of infants under 1 year : 31.

Infantile Mortality Rate.

Death rates of all infants under 1 year per 1,000 Live births : 45.80.

Death rate of legitimate infants under 1 year per 1,000 Legitimate live births : 47.99.

There were no deaths of illegitimate infants under 1 year.

Deaths.	Total.	Male.	Female.
	356	196	160

Death rate per 1,000 of estimated population : 10.65.

Maternal Deaths.

Deaths from Puerperal and Post-Abortive Sepsis	1
Other maternal causes	1

Maternal Mortality rate per 1,000 total births (i.e. Live and Still : 2.91.

Causes of Death.

	Males.	Females.
ALL CAUSES	196	160
Typhoid and Paratyphoid	—	—
Cerebro-Spinal Fever	—	—
Scarlet Fever	—	—
Whooping Cough	—	—
Diphtheria	—	1
Tuberculosis of respiratory system	8	7
Other Tubercular Diseases	5	2
Syphilitic disease	—	1
Influenza	3	3
Measles	—	—
Acute Poliomyelitis, Polioncephalitis	—	—
Acute infectious encephalitis	—	—
Cancer of Buccal cavity and oesophagus—M, uterus—F	3	4
Cancer of stomach and duodenum	9	5
Cancer of breast	—	4
Cancer of all other sites	12	12
Diabetes	—	3
Intra-cranial vascular lesions	17	18
Heart Disease	46	33
Other diseases of Circulatory System	4	2
Bronchitis	23	11
Other respiratory Diseases	3	1
Pneumonia	12	4
Ulcer of Stomach or duodenum	4	3
Diarrhoea under two years	3	1
Appendicitis	1	2
Other digestive diseases	4	3
Nephritis	2	2
Puerperal and post abortive sepsis	—	1
Other maternal causes	—	1
Premature birth	4	9
Congenital malformation, birth injuries	4	2
Suicide	2	—
Road traffic accidents	3	—
Other violent causes	5	5
All other causes	19	20

Cancer.

The following table gives the deaths from Cancer in age groups and localisation.

	Ages in years.					Totals.
	1—26	26—45	46—65	66—75	76 up	
Stomach ...	—	—	5	4	2	11
Breast ...	—	1	1	—	2	4
Prostate ...	—	—	—	—	—	—
Uterus ...	—	—	1	3	—	4
Liver ...	—	—	2	4	—	6
Lungs ...	—	—	—	—	—	—
Bowels ...	—	—	—	—	—	—
Other Sites ...	—	1	12	6	5	24
	—	2	21	17	9	49

Table of Birth and Death Rates for the past 20 years (1927-1946) as compared with Rates for England and Wales.

Year.	General Death Rate.		Infantile Mortality Rate.		Birth Rate.	
	Sedge-field.	England and Wales	Sedge-field.	England and Wales	Sedge-field.	England and Wales
1927 ...	10.9	12.3	74.7	69	19.8	16.7
1928 ...	11.5	11.7	79.9	65	19.9	16.7
1929 ...	11.7	13.4	85.5	74	19.9	16.98
1930 ...	11.4	11.4	69.4	60	19.6	16.99
1931 ...	10.9	12.3	86.1	66	17.8	16.47
1932 ...	11.1	12.0	71.5	65	17.8	15.96
1933 ...	11.3	12.3	86.5	64	16.8	15.02
1934 ...	11.3	11.8	88.8	59	15.5	15.42
1935 ...	11.7	12.1	70	57	18.55	15.32
1936 ...	10.9	12.1	77	59	18.4	15.41
1937 ...	12.2	12.4	74	58	18.15	15.50
1938 ...	11.41	11.6	73	53	17.84	15.70
1939 ...	11.33	12.1	65	50	17.38	15.59
1940 ...	13.83	14.3	50.81	55	17.74	15.15
1941 ...	10.78	11.6	73	53	17.80	15.70
1942 ...	9.71	11.6	71.80	49	19.44	16.34
1943 ...	10.53	12.1	65.30	49	18.45	17.01
1944 ...	10.73	11.6	48.74	46	21.61	18.11
1945 ...	9.96	11.4	58.29	46	20.56	16.56
1946 ...	10.65	11.5	45.80	43	20.59	19.63

Birth Rates, Death Rates, Analysis of Mortality and Maternal Death Rates in the Year 1946.

					England and Wales.	Sedgefield Rural District.
					(Rates per 1,000 population).	
Births.						
Live	19.1	20.27
Still	0.53	0.329
Deaths.						
All causes	11.5	10.65
Typhoid and Paratyphoid Fevers					0.00	—
Smallpox	0.00	—
Measles	0.00	—
Scarlet Fever	0.00	—
Whooping Cough					0.02	—
Diphtheria	0.01	0.029
Influenza	0.15	0.179
					(Rates per 1000 Live Births).	
Deaths under one year of age	43	45.8
Deaths from Diarrhoea and Enteritis under 2 years of age	4.4	5.909
Maternal Mortality.						
Puerperal Infection	Not	1.477
Others	Available.	1.477
Total	—	2.954
					(Rates per 1,000 Total Births). (i.e. Live and Still).	
Maternal Mortality.						
Puerperal Infection	0.18	1.453
Others	1.06	1.453
Total	1.24	2.906

A dash (—) signifies that there were no deaths.

INFECTIOUS DISEASES.

Table of cases notified in whole District set out in age groups.

NOTE.—Civilian Notifications only.	At all ages	Under 1	1-2	2-3	3-4	4-5	5-10	10-15	15-20	20-35	35-45	45-65	65 and over	Total D'ths	Hosp.	Home
Scarlet Fever ...	123	—	2	6	4	6	65	32	3	5	—	—	—	—	118	5
Diphtheria ...	7	—	—	—	—	—	—	3	1	3	—	—	—	1	7	—
Erysipelas ...	4	—	—	—	—	—	—	—	—	—	—	2	—	—	2	2
Encephalitis Lethargica	—	—	—	—	—	—	—	—	—	—	—	—	—	—	—	—
Puerperal Pyrexia ...	5	—	—	—	—	—	—	—	5	—	—	—	—	—	5	—
Ophthalmia	—	—	—	—	—	—	—	—	—	—	—	—	—	—	—	—
Neonatorum	3	3	—	—	—	—	—	—	—	—	—	—	—	—	3	—
Smallpox ...	—	—	—	—	—	—	—	—	—	—	—	—	—	—	—	—
Dysentery ...	8	—	—	—	—	—	—	—	—	3	2	3	—	—	8	—
Cerebro Spinal Fever	4	1	—	—	—	1	—	—	1	—	1	—	—	—	4	—
Anterior Poliomyelitis	—	—	—	—	—	—	—	—	—	—	—	—	—	—	—	—
Pneumonia (Prim. and Influz.) ...	13	1	—	—	1	—	2	1	2	3	2	—	1	4	1	12
Enteric Fever (including Paratyphoid) ...	2	—	—	—	—	—	—	—	1	1	—	—	—	—	2	—
Measles ...	51	—	5	5	3	7	30	—	—	1	—	—	—	—	3	48
Whooping Cough ...	39	2	7	4	8	9	9	—	—	—	—	—	—	—	1	38
Totals ...	259	7	14	15	16	23	106	36	13	16	5	5	3	5	154	105

SCARLET FEVER.

123 Cases of Scarlet Fever were notified during 1946 as against 30 for 1945.

This is a marked increase in the number of notifications. As shown on the table below, Fishburn, Sedgely, and Cornforth showed the largest incidence, but generally speaking, the cases tended to be scattered. Contacts of these cases were swabbed and where throat swabs showed the presence of Haemolytic Streptococci the contacts were isolated and kept under surveillance. In two cases of obstinate harbourers of Haemolytic Streptococci, arrangements were subsequently made with the patients own doctors for removal of diseased tonsils and adenoids.

Location.	All ages.	Under 1	1—2	2—3	3—4	4—5	5—10	10—15	15—20	20—35	Home	Hospital.
Chilton Buildings ...	17	—	—	—	—	1	14	2	—	—	4	13
Ferryhill ...	12	—	—	—	—	1	7	4	—	—	—	12
Fishburn ...	22	—	—	2	1	1	9	8	—	1	—	22
Trimdon ...	8	—	1	—	—	1	3	2	—	1	—	8
Woodham ...	6	—	—	1	1	1	2	1	—	—	—	6
Sedgely ...	24	—	—	—	—	1	14	5	1	3	—	24
Cornforth ...	28	—	—	3	—	—	16	8	1	—	—	28
Bishop Middleham ...	5	—	1	1	—	—	1	2	—	—	1	4
Windlestone Parish ...	1	—	—	—	1	—	—	—	—	—	—	1
Totals ...	123	—	2	7	3	6	66	32	2	5	5	118

Diphtheria.

During 1946, 7 cases of Diphtheria were notified as against 27 in 1945, 1 death occurred.

Paratyphoid.

Two cases of Paratyphoid B were notified during the year and both proved to be positive cases. One case occurred at Trimdon and one at Sedgefield, no evidence of connection between either case was found. The second case, at Sedgefield probably contracted the disease whilst working in a neighbouring town where there were other cases at the time.

Both cases were admitted to the Isolation Hospital and all necessary action taken to prevent spread of the disease and locate possible carriers.

Smallpox.

No cases of smallpox occurred in the district. 16 smallpox contacts were kept under surveillance. These cases had become contacts on board ship or abroad.

Laboratory Work.

The undermentioned table shows the use made of this during the year :—

<i>Bacteriological Examination</i>						
<i>Results for :</i>				<i>Positive.</i>	<i>Negative.</i>	<i>Total.</i>
Tubercle Bacillus	16	112	128
Diphtheria Bacillus	70	24	94
Typhoid Bacillus	6	37	43
Meningococcus	1	4	5
Haemolytic Streptococci	41	24	65
Virulence Tests	2	1	3
Vincent's Angina	—	1	1
Dysentery	—	7	7
Totals ...				136	210	346

Notification of Tuberculosis.

Tuberculosis (New cases and Mortality during 1946).

Age Periods.	New Cases.				Deaths.			
	Respiratory.		Non-Respiratory.		Respiratory.		Non-Respiratory.	
	Male.	F'male	Male.	F'male	Male.	F'male	Male.	F'male
Under 1 year	—	—	—	—	—	—	1	—
1—5	—	—	3	1	—	—	2	1
5—10	—	—	1	—	—	—	—	—
10—15	1	—	—	1	—	—	1	—
15—20	2	2	—	1	1	2	—	—
20—25	4	2	—	1	1	2	—	—
25—35	4	5	—	—	—	1	—	—
35—45	4	2	1	1	—	—	1	—
45—55	2	2	—	—	2	2	1	—
55—65	2	3	—	—	2	—	—	—
65 and over	1	—	—	—	2	—	—	—
	20	16	5	5	8	7	6	1
	36		10		15		7	
	46				22			

Of the above new cases 12 respiratory and 1 non-respiratory cases were notified from the Durham County Mental Hospital.

Tuberculosis.

The total number of new cases of the pulmonary form of the disease notified from the area, excluding the Mental Hospital was 24. This was a slight increase of 2 from the figure for 1945 which was 22.

New notifications of the non-pulmonary form of the disease numbered 9, a decrease of 8 from the number for 1945.

Deaths from pulmonary tuberculosis showed an increase from 8, in 1945, to 15, in 1946, while in the non-respiratory form of the disease, the number of deaths was 7, as against 3 in 1945.

Tuberculosis Mortality Rate (respiratory), 1946	...	0.449
Do. (respiratory), 1945	...	0.2421
Do. (non-respiratory) 1946	...	0.2095
Do. (non-respiratory), 1945	...	0.091

See Comparative table re Tuberculosis Statistics for past 10 years on page 14.

No. of cases on Register at 31st December, 1946.						
Pulmonary.			Non-pulmonary.			Total Cases.
Male.	Female.	Total.	Male.	Female.	Total.	
108	117	225	90	90	180	405

Scabies.

Scabies became a notifiable disease in the Rural District on June 17th, 1946. Prior to this, from March, 1946 onwards, treatment for scabies had been offered through their own doctors to persons suffering from the disease, in the district. This treatment was carried out at the Cleansing Centre, Cheapside, Spennymoor, arrangements having been made with the Spennymoor Urban District Council. This facility for treatment was continued throughout the remainder of 1946.

Number of cases of Scabies notified during 1946	...	47
Number of cases treated at the Cleansing Centre	59
Average number of treatments required per person	...	2
Total number of treatments	...	116

ISOLATION HOSPITAL.

156 cases were admitted to your Isolation Hospital during 1946, as against 89 in 1945.

Admissions were as follows from Sedgfield Rural District :—

118 cases of Scarlet Fever.

7	„	Diphtheria.
1	„	Diphtheria carrier.
8	„	Tonsillitis.
1	„	Quinsy.
3	„	T.B. Meningitis.
4	„	Cerebro Spinal Fever.
1	„	Chickenpox.
2	„	Paratyphoid.
1	„	Influenza.
1	„	Stomatitis.
1	„	Whooping Cough.
1	„	Erysipelas.
1	„	Pneumonia.
1	„	Dysentery.
1	„	Colitis.
3	„	Measles.
1	„	Cellulitis.

4 deaths occurred in the Isolation Hospital during the year, 1 from Diphtheria and 3 from T.B. Meningitis.

COMPARATIVE TABLE OF TUBERCULOSIS STATISTICS FOR RECENT YEARS.

	NEW CASES.						DEATHS.						NO. ON REGISTER AT END OF YEAR.					
	Pulmonary.			Non-pulmonary.			Pulmonary.			Non-pulmonary.			Pulmonary.			Non-pulmonary.		
	Male	Female	Total	Male	Female	Total	Male	Female	Total	Male	Female	Total	Male	Female	Total	Male	Female	Total
1937	27	16	43	11	14	25	6	10	16	4	2	6	56	53	109	62	60	122
1938	13	13	26	7	11	18	11	4	15	1	4	5	58	61	119	64	72	136
1939	11	7	18	16	6	22	7	5	12	3	1	4	59	62	121	72	75	147
1940	33	8	41	10	5	15	8	7	15	2	4	6	64	62	126	77	73	150
1941	17	34	51	14	9	23	12	6	18	4	—	4	67	80	147	87	78	165
1942	22	30	52	10	14	24	4	5	9	3	2	5	81	94	175	88	89	177
1943	15	27	42	7	8	15	4	4	8	5	3	8	78	106	184	94	96	190
1944	17	19	36	5	8	13	2	7	9	4	5	9	83	102	185	83	91	174
1945	24	21	45	15	10	25	5	3	8	—	3	3	101	116	217	98	100	198
1946	20	16	36	5	5	10	8	7	15	6	1	7	108	117	225	90	90	180

DIPHTHERIA IMMUNISATION.

Immunisation in relation to Child Population.

Number of children who had completed a full course of immunisation
at any time up to 31st December, 1946.

Age at 31.12.46	under 1	1	2	3	4	5—9	10—14	Total
Born in year ...	1946	1945	1944	1943	1942	1937— 1941	1932— 1936	under 15
Number immunised ...	3	182	298	196	268	2,151	2,440	5,538
Estimated mid- year popula- tion, 1946 ...	2,740					5,250		

Return for year ending 31st December, 1946.

Number of children who completed a full course of primary immuni- sation in the Authority's Area.		Total number of children who were given a reinforcing or secondary injection (i.e. subsequent to a complete full course).	
Age at date of first injection.		Previous to January, 1946	To December 31st, 1946.
Under 5	5 to 14	None	Jan. to June 115 June to Dec. 201
Jan. to June, 133	32	None	316
June to Dec. 168	33		
301	65		

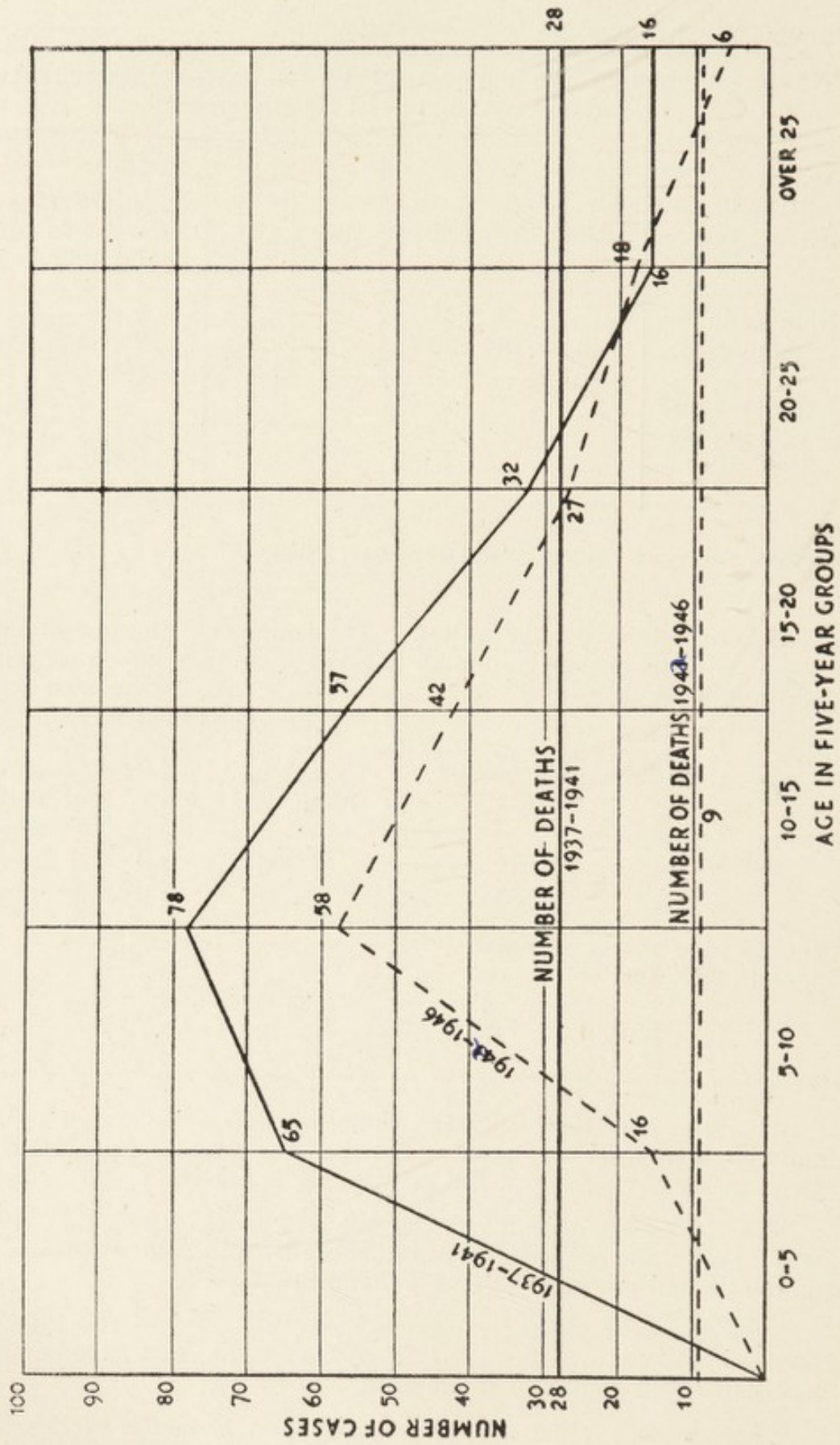
For the year 1945, statistics showed a figure of 26% of the total child population up to 5 years and 77% of the total child population 5 to 15 years as having had a full course of immunisation.

In November, 1945, came the Ministry of Health Circular 193/45, which placed the responsibility of immunisation of children under 5 years on the Welfare Authority, i.e., the County Council.

For the year 1946, the figures show that 35% of the total child population under 5 years and 87.5% of the 5 to 15 years child population had had a full course of immunisation.

For children under 5 years of age, immunisation is carried out at the County Council Child Welfare Centres, at Ferryhill, Chilton, Sedgfield, Trimdon and Fishburn and also by the general practitioners of the

INCIDENCE OF DIPHTHERIA—SEDFIELD RURAL DISTRICT—IN TWO FIVE- YEAR GROUPS
1937-1941 and 1942-1946.



district either in clinics or at their surgeries, under a scheme organised by the Rural District Council.

School children (5—15) are done by the general practitioners in clinics, at the schools or at their surgeries.

Refresher doses were first started in the Rural District in 1946, I estimate that approximately 12 to 15% of the school children judged to be at risk of waning immunity have received refresher doses in 1946.

Diphtheria Notifications.

During the year 1946, 7 cases of Diphtheria were notified, 3 of them being children under 15 years. Two of the children had been immunised in 1941, one not at all. In the case of the two children the immunity was probably waning.

The remaining four diphtheria cases were 17½, 21, 22 and 32 years respectively.

Deaths.

Unfortunately there was one death from diphtheria during the year, an adult (non-immunised).

Incidence of Diphtheria in the Rural District during the past 5 years.

The incidence of diphtheria had gradually been declining in recent years throughout the country generally.

In the Rural District during the last five years the incidence was as follows :—

1942	21 cases.
1943	76 „ (minor epidemic).
1944	31 „
1945	31 „
1946	8 „

Deaths from Diphtheria in the Rural District during the past 5 years.

1942	2 deaths.
1943	5 „
1944	1 „
1945	—
1946	1 (an adult over 20).

SANITARY CIRCUMSTANCES OF THE DISTRICT.

Housing.

Of the 134 houses to be erected by the Council being the first Post-War Housing Programme, at the end of the year 24 houses were completed and occupied at Ferryhill, leaving 20 houses there in course of construction. In the remainder of the district, 16 houses were in course of construction at West Cornforth, 20 houses at Sedgfield, 20 houses at Bishop Middleham 12 houses at Chilton Lane, 7 houses out of 20 at Bishop Middleham, 2 houses at Trimdon Grange, making 97 houses in course of construction over the whole area. Schemes were in preparation for the provision of a further 180 houses at Ferryhill (south of Kensington Gardens), 84

houses behind Cedar Terrace, West Cornforth, and upwards of 700 houses at Trimdon Village Central Site. Work carried out by Private Enterprise provided 16 houses erected and occupied, and 17 houses in course of construction.

Squatters.

Squatters took possession of the East and West Camps, Darlington Road, Sedgfield, during the latter part of the year. Squatting at this particular time was a very common practice over the whole country. After consideration the Council decided to control the camps, provide each hut with a partition wall, to divide the hut into two rooms, a sink, complete with a tap, self-setting coal range and additional windows, the cost of the work not to exceed £70 per hut.

East Camp—occupied by 20 families up to 31.12.46.

West Camp—occupied by 10 families up to 31.12.46.

Summary of Work done in the Sanitary Inspector's Department during the year 1946.

(1) PUBLIC HEALTH ACTS.	Number of Informal Written notices by Inspector.	Number of Formal Notices by Order of Authority.	Number of Nuisances abated after Notice.
Dwellinghouses :—			
Foul conditions	3	—	3
Structural Defects	242	3	211
Overcrowding	16	—	5
Lodging houses	—	—	—
Cowsheds, Dairies and Milkshops	9	—	9
Bakehouses	2	—	2
Slaughterhouses	—	—	—
Ashpits and Privies	7	—	4
Deposits of Refuse and Manure	4	—	4
Water Closets	51	1	49
Defective Yard Paving	2	—	1
House Drainage	104	—	104
Water Supply	7	—	6
Pigsties	2	—	2
Animals Improperly Kept	1	—	1
Other Nuisances	32	—	25
Totals	482	4	426

Water Supplies.

The Ferryhill, Chilton, Cornforth, Mainsforth, Trimdon, Fishburn, Bishop Middleham, Sedgfield and Bradbury Townships have their

water supplied by the Durham County Water Board. Most outlying farms and cottages in these townships obtain water from wells and springs.

With the exception of the outlying premises water is supplied to the Stillington Township by the Tees Valley Water Board.

Several houses at Sedgefield Station in the Bradbury Parish, and Bishopton Crossing, part of which is in the Elstob Parish and the remainder in the Parish of Stillington, obtain their water from a piped supply owned by the London and North Eastern Railway Company. The water furnished by this Company is supplied to them by the Durham County Water Board.

In 1939, a water main was laid by the Durham County Water Board from Bradbury to Aycliffe, which is outside this district. This main has, up to date, provided the four houses known as " Travellers Rest " and eight farms together with the Home Office Approved School, Copelaw, with a piped supply of water. These buildings are situate in the Parishes of Woodham and Preston-le-Skerne.

Certain premises in the Woodham, and the majority of those in the Windlestone Parish are supplied with the water by meter from the Durham County Water Board, through a privately owned pipe-line. Other premises in these parishes obtain their water from wells and springs.

Butterwick, Old Acres, Elstob, Preston-le-Skerne, Embleton, Foxton and Shotton, obtain their water supplies chiefly from privately owned wells, and springs. Certain premises in the Parish of Embleton obtain a piped supply of water from a water main owned by the London and North Eastern Railway Company.

In the village of Mordon there is a pump and a well which is maintained by this Authority. The remainder of Mordon Parish obtains water from privately owned wells.

Under a Ministry of Agriculture Grant, three farms in the District were provided with a piped supply during the year.

The quality of the water supplied by the Durham County Water Board leaves nothing to be desired and has not been analysed by this Authority during the year.

The initial scheme under the Rural Water Supplies and Sewage Act, 1944, whereby it is anticipated that practically all farms, and outlying premises together with Mordon Village, will be supplied with a piped water supply, was submitted during 1946 to the Minister of Health for consideration and approval.

The undermentioned table shows the number of houses in the various parishes where the water supply is obtained from water mains direct to the houses or by means of standpipes and also the population so served.

Parish.	No. of houses with pipe supply direct to houses.	Estimated population obtaining water as aforesaid.	No. of houses with stand-pipe supply.	Estimated population deriving water from stand-pipe supplies.
Bishop Middleham ...	316	1179	—	—
Bradbury ...	43	160	8	30
Butterwick ...	—	—	—	—
Chilton ...	1660	6182	—	—
Cornforth ...	1213	4524	—	—
Elstob ...	6	22	—	—
Embleton ...	1	4	—	—
Ferryhill ...	2889	10754	—	—
Fishburn ...	635	2369	3	12
Foxton and Shotton ...	—	—	—	—
Mainsforth ...	75	280	—	—
Preston-le-Skerne ...	2	8	—	—
Mordon ...	3	11	—	—
Sedgefield ...	608	2258 (excluding inmates D.C.M.H.)	2	7
Stillington ...	43	160	—	—
Trimdon ...	1012	3775	184	686
Woodham ...	34	127	—	—
Windlestone ...	32	118	6	22

Drainage and Sewerage.

The whole of your District is drained and sewered. The sewage disposal works consist for the most part of detritus and precipitation tanks and filter beds, together with land for final treatment. In other parts of your district precipitation and land irrigation are employed, whilst Bradbury and Mordon are drained with settling tanks only. No new disposal works have been constructed. The sewerage system for the district was given the usual attention and maintenance during the year and repairs and adjustments carried out where necessary.

Rivers and Streams.

These are periodically inspected and reported upon by the County Council.

Public Cleansing.

The removal of house refuse and the cleansing of ash closets, privies and ash pits are done by direct labour with motor lorries in Chilton, Cornforth, Fishburn, Sedgefield, Stillington, Bradbury and Mordon Parishes and part of Ferryhill and Trimdon. The remainder of the district is done by contract. Your Council provide and maintain tips in most of the Townships, the chief form of disposal being the "Controlled" method.

Camping Sites.

No camping sites exist in your area.

Closet Accommodation.

During the year ten ash-closets were converted to the water carriage system.

Food Inspection.

As from the 15th January, 1940, all slaughtering of animals intended for human consumption and for sale was carried out in the premises occupied by the Crown. The meat for this area is slaughtered outside the area and distributed from a Distributing Centre at West Cornforth.

Tinned food, fish, etc., are dealt with in retail shops, the shop keepers co-operate very well in notifying the Sanitary Inspector of any doubtful foodstuffs.

During the year 51 stones of food were condemned and disposed of as unfit for human consumption.

FACTORIES ACT, 1937.

Premises.	No. on Register.	Inspection.
Factories in which Section 1-7 are enforced by Local Authority	79	60
Other premises (excluding out-workers premises) under the Act	8	—

Defects found in Factories and Workshops.

Particulars. (1)	Number of Defects.			Number of offence in respect to which prose- cutions were instituted. (5)
	Found. (2)	Remedied. (3)	Referred to H.M. Inspector. (4)	
Want of cleanliness ...	3	3	—	—
Want of ventilation ...	—	—	—	—
Overcrowding ...	—	—	—	—
Want of drainage of floors ...	—	—	—	—
Other nuisances :				
Sanitary accommo- dation—				
Insufficient ...	1	1	—	—
unsuitable or defective ...	1	1	—	—
Not separate for sexes ...	—	—	—	—

M. HOPPER,
Medical Officer of Health.

