

[Manchester and Salford Registration Returns 1863]

Contributors

Manchester and Salford Sanitary Association.

Publication/Creation

1863

Persistent URL

<https://wellcomecollection.org/works/z6vvmhed>

License and attribution

You have permission to make copies of this work under a Creative Commons, Attribution, Non-commercial license.

Non-commercial use includes private study, academic research, teaching, and other activities that are not primarily intended for, or directed towards, commercial advantage or private monetary compensation. See the Legal Code for further information.

Image source should be attributed as specified in the full catalogue record. If no source is given the image should be attributed to Wellcome Collection.



Wellcome Collection
183 Euston Road
London NW1 2BE UK
T +44 (0)20 7611 8722
E library@wellcomecollection.org
<https://wellcomecollection.org>

HEALTH AND METEOROLOGY OF MANCHESTER

COMMUNICATED TO THE

Manchester and Salford Sanitary Association.

WEEKLY RETURN.

PL. III.] WEEK ENDING SATURDAY, JANUARY 3, 1863. [No. 127.

METEOROLOGICAL OBSERVATIONS, TAKEN AT MANCHESTER AND THE NEIGHBOURHOOD.

	Royal Infirmary, M. R. DAY, Esq.	Old Trafford, G. V. VERNON, Esq.	Bowdon, Alderman NEILD.	Thelwall, J. ATKINSON, Esq.	Eccles, T. MACKERETH Esq.	Ollershaw, A. NEILD, Esq.	
Barometer.							
Mean @ 32° F.	INS. 29.491	INS. 29.482	INS. —	INS. 29.507	INS. 29.473	NO RETURN.	
Highest.....	29.964	29.961	—	30.006	29.962		
Lowest	29.210	29.148	—	29.200	29.174		
Range	0.754	0.813	—	0.806	0.788		
Temperature.							
Adopted Mean	44.3	42.3	42.0	43.3	43.5	NO RETURN.	
Range for Week	21.0	21.2	23.5	21.5	21.6		
Daily Range	9.7	12.0	12.1	8.0	9.2		
Maximum in Shade	55.0	53.2	52.0	53.3	53.6		
Minimum in Shade	34.0	32.0	28.5	32.0	32.0		
Maximum in Sun	—	53.8	52.4	54.2	55.6		
Maximum in Sun: Black bulb in Vacuo....	—	55.0	—	70.2	—		
Minimum on Grass	—	26.2	30.4	28.8	31.9		
Temperature in Ground at surface	—	41.18	—	—	—		
Temperature 6 inches below	—	41.04	—	—	—		
Temperature 12 inches below	—	41.68	—	—	—		
Temperature of Evaporation	42.3	41.2	41.3	42.2	42.0		
Temperature of Dew Point	40.2	39.8	40.4	40.9	40.2		
Temperature of Air—Dew Point	4.1	2.5	1.6	2.4	3.3		
Hygrometrical condition of the Atmosphere.							
Weight of Vapour in a cubic foot of Air.....	GRS. 2.83	GRS. 2.83	GRS. 2.89	GRS. 2.93	GRS. 2.85		NO RETURN.
Required to Saturate do	0.50	0.30	0.21	0.30	0.40		
Weight of a cubic foot of Air	542.1	543.9	544.0	543.2	542.5		
Degree of Humidity (Saturation—1,000)	0.846	0.912	0.944	0.912	0.880		
Water in a vertical column of the Atmosphere	INS. 3.44	INS. 3.39	INS. 3.47	INS. 3.54	INS. 3.44		
Elastic force of Vapour.....	0.249	0.245	0.251	0.256	0.249		
Clouds (Covered—10 Clear—0).....	—	9.4	—	6.2	8.2		
Prevailing Winds	—	SW, SE.	S, SW.	S, SW.	SW, SSW.		
Rain	—	1.853	1.320	1.361	1.861		
Days on which it fell.....	—	7	6	5	5		
Ozonometer.							
Moffat (0—10)	—	4.57	3.85	7.77	0.85		
Schonbein (0—10)	—	3.14	—	—	—		
Daily Evaporation.....	INS. 0.043	INS. 0.025	INS. 0.016	INS. 0.024	INS. 0.034		
Weekly Evaporation.....	0.301	0.175	0.112	0.168	0.238		

There were 5 barometric oscillations during the week, the amount being 2.392 inches. There were 3 temperature oscillations at 9 a.m., the amount being 36.9°.

The mean temperature of the week was 3.0° above the average of the last fourteen years, and 13.3° above the corresponding week of last year.

The mean temperature was the highest at the Royal Infirmary and the lowest at Bowdon.

The degree of humidity was the highest at Bowdon and the lowest at the Royal Infirmary.

Ozone occurred at Old Trafford, and upon 7 days at Bowdon and Thelwall, and 2 days at Eccles.

Heavy rain fell on the night of January 1st, reaching about 1½ inches, at all the Stations.

The fall of rain during December has been as follows:—

	Fall in Inches.	Days on which it Fell.
Old Trafford.....	3.429	25
Bowdon	2.580	24
Thelwall	2.838	20
Eccles.....	2.876	22

Eccles,
near Manchester.

THOMAS MACKERETH, M.B.M.S.

MANCHESTER AND SALE

RETURN FROM PAUPER, CHARITABLE, AND PUBLIC New Cases of Disease coming under Treatment Du

MANCHESTER.															
Area in Statute Acres	Manchester Township 1,645														
Population in 1861	" " 185,050														
DISEASES.	POOR LAW DISTRICTS.							PUBLIC INSTITUTIONS.							
	St. Peter's	St. Andrew's	St. George's	Cathedral	St. Jude's	St. Michael's	Total of Districts.	Workhouse.	ROYAL INFIRMARY.					CHILDREN	
	1	2	3	4	5	6	7	8	In-patients.	Out-patients.	District I.	District II.	District III.	St. Mary's Hospital.	Clinical Hospital.
Small-pox	*3	2	†2	7	4	1	1
Chicken-pox
Measles	3	3	2	7	4	19	2
Scarlatina	1	1	1
Diphtheria
Whooping-cough	2	2	1	..	1	..
Croup	1
Diarrhœa	1	2	2	1	1	..	7	3	..	5	4	3
Dysentery	1
Continued Fever	2	..	4	†12	..	‡3	21	10	1	2	6	..
Erysipelas	2	1	3	1
Rheumatism	3	9	3	4	19	5	..	14	1	1	..
Neuralgic Affections	1	1	21	2	..
Constitutional Syphilis	2	2	4	..	37	1	1
Phthisis	1	1	1	..	19	2	1	1
Insanity	2
Bronchitis, Influenza & Catarrh	5	30	15	8	19	11	88	6	..	54	2	1	..	6	5
Pleurisy and Pneumonia	1	1	2	3
Skin Diseases	3	6	1	4	..	14	8	1	22	9	2
Dyspepsia	2	2	19	1	5	..
Accidents and diseases not classified	24	19	15	17	10	20	105	40	31	260	10	10	8	24	4
TOTAL	39	69	52	51	43	40	294	86	34	454	14	15	11	60	18

* Vaccinated, modified : 1 case very imperfect cicatrix, here it is somewhat confluent.

Medical Officers to whom the Associ

- | | | | |
|-------------------------|-----------------------|-----------------------|-------------------|
| (1) Mr. R. M. MANN. | (5) Mr. C. S. BOMPAS, | (9) Mr. W. J. MALLET, | (13) Mr. H. RUNCO |
| (2) " J. BROADBENT, | (6) " EVAN THOMAS, | (10) " W. H. HUGHES, | (14) Dr. WHITEHE |
| (3) " JOHN ARMSTRONG, | (7) " C. H. BRADDON, | (11) " W. WHITEHEAD | (15) Mr. W. GOLLA |
| (4) Dr. J. C. FLETCHER, | (8) " M. ROWLAND DAY, | (12) " W. WHITEHEAD | (16) " J. TEALE, |

NITARY ASSOCIATION.

IS OF MANCHESTER AND ADJOINING DISTRICTS.

ending Saturday, the 3rd day of January, 1863.

SALFORD.				HULME.			CHORLTON.	ARDWICK.	PENDLETON AND PENDLEBURY.					DEATHS.	
1,329	70,967.	477.	68,209.	646.	44,850.	508.	21,739.	2,650.	24,448.	Area in Statute Acres.		Population in 1861.			
Greengate.	PUBLIC INSTITUTIONS.			POOR LAW DISTRICTS.			Poor Law District.	Dispensary.	Poor Law District.	Ardwick & Ancoats Dispensary.	Chorlton Union Workhouse.	Total.	Corresponding Week last Year.	DISEASES.	DEATHS.
	Workhouse.	Dispensary.	New Bailey	St. George's.	Medlock.	St. Philip's									
6	17	18	19	20	21	22	23	24	25	26	27				28
..	..	1	14	..	Small-pox
..	2	Chicken-pox
..	1	1	3	26	21	Measles	1
..	..	1	1	4	6	Scarlatina
..	Diphtheria
..	..	1	2	1	..	8	29	Whooping-cough	1
..	1	4	Croup	2
1	..	2	2	..	1	1	..	1	30	27	Diarrhoea	2
1	2	2	Dysentery
..	..	2	..	1	1	2	..	47	35	Continued Fever	4
..	2	6	4	Erysipelas
3	..	5	2	2	1	..	3	3	1	2	..	62	57	Rheumatism
1	..	1	1	27	17	Neuralgic Affections
..	..	2	3	1	52	16	Constitutional Syphilis	..
..	1	2	2	2	32	45	Phthisis	3
..	1	3	3	Insanity
8	1	23	6	5	3	12	8	14	10	10	..	262	323	Bronchitis, Influenza, and Catarrh	17
..	..	2	..	1	1	1	10	21	Pleurisy & Pneumonia.	2
3	2	5	2	1	..	2	1	1	3	77	27	Skin Disease.....	..
3	1	8	2	..	4	3	6	4	2	2	..	65	52	Dyspepsia
11	6	72	2	4	8	6	9	33	17	15	17	694	465	Accidents and diseases not classified.....	22
31	12	127	14	14	19	25	27	68	38	33	20	1422	1156	TOTAL.....	54

+ 1 not vaccinated and 1 badly vaccinated.

+ 1 Typhus.

|| All cases of doubtful character.

indebted for the annexed Returns.

(17) Mr. T. F. BROWNBILL
 (18) " J. O. BRADBURY,
 (19) " W. B. STOTT,
 (20) " T. G. RICHMOND,

(21) Dr. ALEX. WILSON,
 (22) Mr. H. M. WILLIAMSON.
 (23) Mr. JOSEPH FOSTER,
 (24) " JOHN RAYNER,

(25) Mr. J. M. KIRKMAN.
 (26) " A. F. PENNINGTON.
 (27) " J. V. L. WESTMACOTT.

Weekly Return of Births and Deaths in Manchester and Salford.

Causes of Death.	Ancoats District, Mr. Royston.	St. George's Dis., Mr. Worthington.	Market-st. Dis., Mr. A. Gardiner.	London-rd. Dis., Dr. Johns.	Deansgate Dis., Mr. Leigh.	Greengate Dis., Mr. Bower.	Regent-rd. Dis., Mr. Tipple.	Pendleton Dis., Mr. Bowker.	Chorlton-on-M., Mr. Rowley.	Hulme Township, Mr. Sorby.	Ardwick Tnshp., Mr. Hallsworth.	TOTAL.	Corres- ponding week last year.
Small Pox.....	5	1	1	15	13
Measles.....	4	12	1	..	1	7	33
Whooping-cough.....	..	12	1	8	1
Scarlatina.....	3	10	5
Diarrhoea.....	1	1	1	1	10	8
Fever.....	1	..	5	1	1	10	8
Diseases of the Lungs ..	14	9	1	7	3	..	13	10	4	63	87
Other causes.....	10	+19	39	+19	22	3	14	13	17	**31	+6	193	172
TOTAL NO. OF DEATHS.	33	35	45	29	24	13	20	13	36	45	13	306	319
TOTAL NO. OF BIRTHS.	66	31	16	15	15	32	31	17	26	43	20	312	305

* Return from Pendleton District commenced June 28.

+ 8 Inquests. † 12 Inquests. ‡ 2 Diphtheria. § 1 Gastric. ¶ 10 Inquests. ** 16 Inquests. †† 4 Inquests.

Monthly Return of New Cases of Disease coming under Treatment

*In 11 Charitable Institutions in
St. Marylebone, LONDON. Medical
Officer of Health, Dr. R. D. Thomson.
Population in 1861, 161,680.*

*At Pauper, Charitable, and Public
Institutions in MANCHESTER
and SALFORD.
Population in 1861, 390,815.*

4 Weeks ending 27th September.	4 Weeks ending 25th October.	5 weeks ending 29th Nov.	TOTAL.	DISEASES.	4 Weeks ending 27th September.	4 Weeks ending 25th October.	5 Weeks ending 29th Nov.	TOTAL.
11	1	4	16 Small-pox	19	18	32	69
15	10	24	49 Chicken-pox	8	2	5	15
51	62	143	256 Measles	29	45	105	179
65	69	42	176 Scarlatina	26	38	84	148
5	2	5	12 Diphtheria	1	6	5	12
43	23	55	121	.. Whooping-cough ..	50	53	86	189
4	1	2	7 Croup	9	9	14	32
1297	664	420	2381 Diarrhoea.....	464	353	280	1097
3	2	4	9 Dysentery	36	46	31	113
..	1	..	1 Cholera
27	16	28	71 Erysipelas	31	27	41	99
.. Puerperal Fever
14	24	21	59 Insanity	22	19	27	68
460	552	1095	2107	Bronchitis and Catarrh	685	954	2372	4011
9	8	9	26 Pleurisy	62	67	119	248
15	19	33	67	... Pneumonia .. }
8	..	1	9 Carbuncle
3355	3382	3920	10657	{ Accidents, and all }	3402	3851	5232	12485
..	{ other Diseases }
5382	4836	5806	16024 TOTAL	4844	5488	8433	18765

Copies of the "Weekly Return" are regularly forwarded to all Public Institutions from which information is received, also to such public officers as are willing to assist the objects of the compilation. They will also be supplied to the Subscribers upon application to the Secretary, at the Committee Rooms of the Association.

Contributors are requested to forward their communications not later than the Monday in the week following that to which they relate.

The Committee would also be glad to receive any other information respecting the Health of the several districts.

COMMITTEE ROOMS,
33, PALL MALL, MANCHESTER.

HEALTH AND METEOROLOGY OF MANCHESTER

COMMUNICATED TO THE

Manchester and Salford Sanitary Association.

WEEKLY RETURN.

Vol. III.] WEEK ENDING SATURDAY, JANUARY 10, 1863. [No. 128.

METEOROLOGICAL OBSERVATIONS, TAKEN AT MANCHESTER AND THE NEIGHBOURHOOD.

	Royal Infirmary, M. R. DAY, Esq.	Old Trafford, G. V. VERNON, Esq.	Bowdon, Alderman NEILD.	Thelwall, J. ATKINSON, Esq.	Eccles, T. MACKERETH, Esq.	Ollerenshaw, A. NEILD, Esq.
Barometer.						
Mean @ 32° F.....	INS. 29.445		INS. —	INS. 29.262	INS. 29.248	
Highest.....	29.876		—	29.800	29.730	
Lowest.....	28.980		—	28.882	28.844	
Range.....	0.896		—	0.918	0.886	
Temperature.						
Adopted Mean.....	39.7		38.1	37.8	37.9	
Range for Week.....	10.0		12.7	12.2	11.5	
Daily Range.....	5.9		8.6	8.0	7.3	
Maximum in Shade.....	45.0		44.5	44.0	44.3	
Minimum in Shade.....	35.0		31.8	31.8	32.8	
Maximum in Sun.....	—		48.5	49.0	56.2	
Maximum in Sun: Black bulb in Vacuo.....	—		—	69.7	—	
Minimum on Grass.....	—		25.3	29.0	31.2	
Temperature in Ground at surface.....	—		—	—	—	
Temperature 6 inches below.....	—		—	—	—	
Temperature 12 inches below.....	—		—	—	—	
Temperature of Evaporation.....	38.3		37.5	37.0	36.5	
Temperature of Dew Point.....	36.5		36.7	35.9	34.7	
Temperature of Air—Dew Point.....	3.2		1.4	1.9	3.2	
Hygrometrical condition of the Atmosphere.						
Weight of Vapour in a cubic foot of Air.....	GRS. 2.52		GRS. 2.54	GRS. 2.52	GRS. 2.36	
Required to Saturate do.....	0.35		0.17	0.16	0.33	
Weight of a cubic foot of Air.....	546.9		544.3	545.0	544.6	
Degree of Humidity (Saturation—1,000)....	0.888		0.948	0.928	0.883	
Water in a vertical column of the Atmosphere	INS. 2.98		INS. 3.01	INS. 2.91	INS. 2.77	
Elastic force of Vapour.....	0.216		0.218	0.211	0.201	
Clouds (Covered—10 Clear—0).....	—		—	7.3	9.3	
Prevailing Winds.....	—		SW, SE.	S, E.	SW, SE.	
Rain.....	—		0.530	0.656	0.528	
Days on which it fell.....	—		5	5	4	
Ozonometer.						
Moffat (0—10).....	—		3.28	4.14	0.00	
Schonbein (0—10).....	—		—	—	—	
Daily Evaporation.....	INS. 0.022		INS. 0.012	INS. 0.016	INS. 0.027	
Weekly Evaporation.....	0.154		0.084	0.112	0.189	

There were 6 barometric oscillations during the week, the amount being 1.330 inches. There were 5 temperature oscillations at 9 a.m., the amount being 9.6°.

The mean temperature of the week was 0.5° above the average of the last fourteen years, and 4.1° below the corresponding week of last year.

The mean temperature was the highest at the Royal Infirmary and the lowest at Thelwall.

The degree of humidity was the highest at Bowdon and the lowest at the Royal Infirmary and Eccles.

Ozone occurred upon 5 days at Bowdon and Thelwall, but none was found at Eccles.

Eccles,
Near Manchester.

THOMAS MACKERETH, M.B.M.S.

MANCHESTER AND SALFORD

RETURN FROM PAUPER, CHARITABLE, AND PUBLIC INSTITUTIONS New Cases of Disease coming under Treatment During the Year 1861

MANCHESTER.															
Area in Statute Acres	Manchester Township 1,645														
Population in 1861	" " 185,050														
DISEASES.	POOR LAW DISTRICTS.						PUBLIC INSTITUTIONS.								
	St. Peter's	St. Andrew's	St. George's	Cathedral	St. Jude's	St. Michael's	Total of Districts.	ROYAL INFIRMARY.					CHILDREN		City Gaol.
								Workhouse.	In-patients.	Out-patients.	District I.	District II.	District III.	St. Mary's Hospital.	
1	2	3	4	5	6	7	8	9	10	11	12	13	14	15	
Small-pox	*5	..	+3	1	1	10	4	1	..	1
Chicken-pox
Measles	1	3	3	..	6	1	14	1	1	2
Scarlatina	1	1	2	4
Diphtheria
Whooping-cough	3	3	2
Croup
Diarrhoea.....	1	1	1	2	1	..	6	15	1	2	2
Dysentery	1	1	1
Continued Fever.....	3	1	2	†10	..	2	18	5	3	..	4	1
Erysipelas	1	..	1	2	1	1	2	2	1	..
Rheumatism	2	7	3	2	2	2	18	10	2	26	2	2	2
Neuralgic Affections.....	9	..	1	1
Constitutional Syphilis.....	13	..	13	1	3	..
Phthisis	1	..	§1	2	15	2	1	..	1	..
Insanity	2	1
Bronchitis, Influenza & Catarrh	8	31	12	16	21	15	103	15	..	45	4	1	11	16	6
Pleurisy and Pneumonia....	1	2	1	4	2	..	1	1	..	2
Skin Diseases.....	..	5	1	1	2	..	9	11	..	21	1	3	5
Dyspepsia	2	3	2	1	8	19	1	..	1	1	1
Accidents and diseases not classified.....	41	23	15	18	15	22	134	63	27	190	8	6	8	40	7
TOTAL	60	83	41	55	48	45	332	124	32	359	20	18	27	75	30

* 2 confluent: not vaccinated.

+ 1 confluent: not vaccinated.

2 modified: cicatrix imperfect.

† 1 Typhus.

Medical Officers to whom the Association are indebted for their assistance

- | | | | |
|-------------------------|-----------------------|-----------------------|---------------------|
| (1) Mr. R. M. MANN. | (5) Mr. C. S. BOMPAS, | (9) Mr. W. J. MALLET, | (13) Mr. H. RUNCORE |
| (2) „ J. BROADBENT, | (6) „ EVAN THOMAS, | (10) „ EDWIN H. ROE, | (14) Dr. WHITEHEAD |
| (3) „ JOHN ARMSTRONG, | (7) „ C. H. BRADDON, | (11) „ W. WHITEHEAD, | (15) Mr. W. GOLLAN. |
| (4) Dr. J. O. FLETCHER, | (8) „ M. ROWLAND DAY, | (12) „ „ | (16) „ J. TEALE, |

NITARY ASSOCIATION.

S OF MANCHESTER AND ADJOINING DISTRICTS.

ending Saturday, the 10th day of January, 1863.

SALFORD.			HULME.			CHORLTON.	ARDWICK.	PENDLETON AND PENDLEBURY.			Area in Statute Acres. Population in 1861.		DISEASES.	DEATHS.
1,329	477	646	508	2650	70,967	44,850	21,739	24,448						
Workhouse.	Dispensary.	New Bailey	St. George's.	Medlock.	St. Philip's	Poor Law District.	Dispensary.	Poor Law District.	Ardwick & Ancoats Dispensary.	Chorlton Union Workhouse.	Total.	Corresponding Week last Year.		
17	18	19	20	21	22	23	24	25	26	27			28	
..	1	17	2	Small-pox
..	2	Chicken-pox
..	2	1	..	1	2	1	1	..	26	15	Measles	3
..	2	..	1	1	9	4	Scarlatina	1
..	Diphtheria
..	2	1	2	2	15	54	Whooping-cough
..	Croup
1	4	2	..	1	1	38	26	Diarrhoea	1
..	2	2	8	5	Dysentery
..	3	..	3	1	1	1	42	50	Continued Fever	1
..	1	2	12	7	Erysipelas
..	7	3	1	3	4	4	5	..	3	..	93	56	Rheumatism
..	3	1	..	1	2	1	21	15	Neuralgic Affections
..	5	1	1	2	1	1	1	42	22	Constitutional Syphilis	1
..	9	..	2	1	1	2	3	1	41	45	Phthisis	6
1	1	6	7	Insanity
1	31	6	6	3	16	11	19	3	8	..	317	337	Bronchitis, Influenza, and Catarrh.....	11
..	2	..	3	..	1	..	3	2	21	19	Pleurisy & Pneumonia.	3
7	5	..	2	1	1	1	..	2	..	5	76	42	Skin Disease.....	..
1	10	..	2	2	2	9	5	3	2	..	70	63	Dyspepsia
4	71	2	5	7	6	12	38	6	13	38	709	546	Accidents and diseases not classified.....	35
15	154	13	27	21	35	42	83	25	29	49	1563	1317	TOTAL.....	62

† Purpura.—This case developed before death.

‡ Vaccinated: eruption modified.

§ Typhoid.

lected for the annexed Returns.

Mr. T. F. BROWNBILL,
" J. O. BRADBURY,
" W. B. STOTT,
" JOHN SMITH,

(21) Dr. ALEX. WILSON,
(22) Mr. H. M. WILLIAMSON.
(23) Mr. JOSEPH FOSTER,
(24) " JOHN RAYNER,

(25) Mr. J. V. L. WESTMACOTT,
(26) " A. F. PENNINGTON,
(27) " W. H. HUGHES.

Weekly Return of Births and Deaths in Manchester and Salford.

Causes of Death.	Ancotes District, Mr. Royston.	St. George's Dis., Mr. Worthington.	Market-st. Dis., Mr. A. Gardiner.	London-rd. Dis., Dr. Johns.	Deansgate Dis., Mr. Leigh.	Greengate Dis., Mr. Bower.	Regent-rd. Dis., Mr. Tople.	*Pendleton Dis., Mr. Bowker.	Chorlton-on-M., Mr. Rowley.	Hulme Township, Mr. Sorby.	Aradwick Tnshp., Mr. Hallsworth.	TOTAL.	Corres- ponding week last year.
Small Pox	2	2	1	1	1	1	1	1	1	1	1	3	11
Measles	12	1	1	5	1	1	1	1	3	1	1	10	44
Whooping-cough.....	1	1	1	1	1	1	1	1	1	1	1	8	1
Scarlatina.....	1	1	1	1	1	1	1	1	1	1	1	1	3
Diarrhoea	2	1	1	1	1	1	1	1	1	1	1	7	12
Fever	16	7	1	4	1	7	5	1	5	7	5	57	90
Diseases of the Lungs ..	8	16	23	6	9	19	21	11	4	18	4	129	162
Other causes.....													
TOTAL NO. OF DEATHS.	30	27	26	17	10	20	27	14	13	27	9	220	323
TOTAL NO. OF BIRTHS.	55	38	27	27	20	33	30	11	27	54	25	347	344

* Return from Pendleton District commenced June 28.
 † Typhus. ‡ 2 Inquests. § 5 Inquests. || 1 Inquest.

Monthly Return of New Cases of Disease coming under Treatment

*In 11 Charitable Institutions in
St. Marylebone, LONDON. Medical
Officer of Health, Dr. R. D. Thomson,
Population in 1861, 161,680.*

*At Pauper, Charitable, and Public
Institutions in MANCHESTER
and SALFORD.
Population in 1861, 390,815.*

4 Weeks ending 23th October.	5 Weeks ending 29th November.	4 weeks ending 27th December.	TOTAL.	DISEASES.	4 Weeks ending 23th October.	5 Weeks ending 29th November.	4 Weeks ending 27th December.	TOTAL.
1	4	3	8 Small-pox	18	32	46	96
10	24	4	38 Chicken-pox	2	5	2	9
62	143	120	325 Measles	45	105	86	236
69	42	42	153 Scarlatina	38	84	50	172
2	5	6	13 Diphtheria	6	5	2	13
23	55	44	122	.. Whooping-cough ..	53	86	44	183
1	2	..	3 Croup	9	14	10	33
664	420	205	1289 Diarrhoea	353	280	132	765
2	4	1	7 Dysentery	46	31	16	93
1	1 Cholera
16	28	17	61 Erysipelas	27	41	23	91
.. Puerperal Fever
24	21	21	66 Insanity	19	27	18	64
552	1095	812	2459	Bronchitis and Catarrh	954	2372	1461	4787
8	9	11	28 Pleurisy	67	119	96	282
19	33	23	75	... Pneumonia .. }
..	1	3	4 Carbuncle
3382	3920	3055	10357	{ Accidents, and all { other Diseases }	3851	5232	3917	13000
4836	5806	4367	15009 TOTAL	5488	8433	5903	19824

Copies of the "Weekly Return" are regularly forwarded to all Public Institutions from which information is received, also to such public officers as are willing to assist the objects of the compilation. They will also be supplied to the Subscribers upon application to the Secretary, at the Committee Rooms of the Association.

Contributors are requested to forward their communications not later than the Monday in the week following that to which they relate

The Committee would also be glad to receive any other information respecting the Health of the several districts.


COMMITTEE ROOMS,
33, PALL MALL, MANCHESTER.

HEALTH AND METEOROLOGY OF MANCHESTER

COMMUNICATED TO THE

Manchester and Salford Sanitary Association.

WEEKLY RETURN.



L. III.] WEEK ENDING SATURDAY, JANUARY 17, 1863. [No. 129.

METEOROLOGICAL OBSERVATIONS, TAKEN AT MANCHESTER AND THE NEIGHBOURHOOD.

	Royal Infirmery, M. R. DAY, Esq.	Old Trafford, G. V. VER. N., Esq. NO	Bowdon, Alderman NEILD.	Thelwall, J. ATKINSON, Esq.	Eccles, T. MACKERETH, Esq.	Ollerenshaw, A. NEILD, Esq.
Barometer.						
Mean @ 32° F.	INS. 30.042		INS. —	INS. 20.063	INS. 30.026	
Highest.....	30.406		—	30.456	30.402	
Lowest.....	29.776		—	29.688	29.617	
Range.....	0.630		—	0.768	0.785	
Temperature.						
Adopted Mean	36.7		33.6	33.9	36.5	
Range for Week	11.0		13.0	12.6	17.3	
Daily Range	8.1		8.5	8.0	8.8	
Maximum in Shade	43.0		40.0	41.8	42.1	
Minimum in Shade	32.0		27.0	29.2	24.8	
Maximum in Sun	—		44.2	46.2	44.0	
Maximum in Sun: Black bulb in Vacuo....	—		—	61.8	—	
Minimum on Grass	—		25.3	24.8	24.5	
Temperature in Ground at surface	—		—	—	—	
Temperature 6 inches below	—		—	—	—	
Temperature 12 inches below	—		—	—	—	
Temperature of Evaporation	35.1		33.6	33.3	35.3	
Temperature of Dew Point	32.8		33.6	3.0	33.6	
Temperature of Air—Dew Point	3.9		0.0	1.9	2.9	
Hygrometrical condition of the Atmosphere.						
Weight of Vapour in a cubic foot of Air.....	GRS. 2.16		GRS. 2.20	GRS. 2.19	GRS. 2.24	
Required to Saturate do	0.41		0.00	0.02	0.31	
Weight of a cubic foot of Air	560.9		564.2	564.6	560.8	
Degree of Humidity (Saturation—1,000)	0.863		1.00	0.934	0.897	
Water in a vertical column of the Atmosphere	INS. 2.57		INS. 2.66	INS. 2.50	INS. 2.66	
Elastic force of Vapour.....	0.186		0.193	0.181	0.193	
Clouds (Covered—10 Clear—0).....	—		—	6.9	9.2	
Prevailing Winds	—		S.E.	S.S.W.	N.N.E.	
Rain	—		0.300	0.314	0.640	
Days on which it fell.....	—		2	2	2	
Ozonometer.						
Moffat (0—10)	—		0.00	0.57	0.14	
Schonbein (0—10)	—		—	—	—	
Daily Evaporation.....	INS. 0.032		INS. 0.000	INS. 0.014	INS. 0.023	
Weekly Evaporation.....	0.224		0.000	0.098	0.161	

There were 4 barometric oscillations during the week, the amount being 1.765 inches. There were 4 temperature oscillations at 9 a.m., the amount being 12.5°.

The mean temperature of the week was 1.4° below the average of the last fourteen years, and 1.1° above corresponding week of last year.

The mean temperature was the highest at the Royal Infirmery and the lowest at Bowdon.

The degree of humidity was the highest at Bowdon and the lowest at the Royal Infirmery.

Ozone was found on one day at Thelwall and Eccles, but none was found at Bowdon.

A heavy fog prevailed at all the stations on the 15th.

Eccles,
Manchester.

THOMAS MACKERETH, M.B.M.S.

MANCHESTER AND SALES

RETURN FROM PAUPER, CHARITABLE, AND PUBLIC New Cases of Disease coming under Treatment Du

MANCHESTER.														
Area in Statute Acres	Manchester Township 1,645													
Population in 1861	" " 185,050													
DISEASES.	POOR LAW DISTRICTS.							PUBLIC INSTITUTIONS.						
	St. Peter's	St. Andrew's	St. George's	Cathedral	St. Jude's	St. Michael's	Total of Districts.	Workhouse.	ROYAL INFIRMARY.			CHILDREN		
									In-patients.	Out-patients.	District I.	District II.	District III.	St. Mary's Hospital.
1	2	3	4	5	6	7	8	9	10	11	12	13	14	
Small-pox	*2	2	..	*1	5	3	2	1
Chicken-pox
Measles	1	6	2	2	12	4	27	1	1	1
Scarlatina	1	1	2	..	1
Diphtheria	4
Whooping-cough	5	3	1
Croup	1
Diarrhœa.....	1	3	2	1	..	2	9	18	7	5
Dysentery	1	1	1	1
Continued Fever.....	1	1	6	9	..	7	24	10	2	..	5	..	3	..
Erysipelas	1	..	1
Rheumatism	4	5	1	3	1	..	14	5	2	30	2	2	1	2
Neuralgic Affections.....	..	1	1	8
Constitutional Syphilis	1	1	10	..	6	1	..
Phthisis	2	1	..	1	4	2	..	14	6	3	1	3
Insanity	6
Bronchitis, Influenza & Catarrh	6	40	17	24	22	25	134	10	..	61	7	4	8	11
Pleurisy and Pneumonia....	2	..	1	3	3	1	..	2	2	..	3
Skin Diseases.....	4	10	..	1	3	..	18	10	..	15	6	2
Dyspepsia	1	2	..	1	1	1	6	3	1	15	1	..	5	..
Accidents and diseases not } classified..... }	38	27	14	9	17	18	123	35	38	213	21	12	9	49
TOTAL	62	96	44	55	56	59	372	99	47	387	40	29	18	85

* Not vaccinated.

Medical Officers to whom the Assoc

- | | | | |
|-------------------------|-----------------------|--------------------------|-------------------|
| (1) Mr. R. M. MANN. | (5) Mr. C. S. BOMPAS, | (9) } Mr. W. J. MALLETT, | (13) Mr. H. RUNCO |
| (2) " J. BROADBENT, | (6) " EVAN THOMAS, | (10) } " EDWIN H. ROE, | (14) Dr. WHITEHE |
| (3) " JOHN ARMSTRONG, | (7) " C. H. BRADDON, | (11) } " W. WHITEHEAD, | (15) Mr. W. GOLLA |
| (4) Dr. J. C. FLETCHER, | (8) " M. ROWLAND DAY, | (12) } | (16) " J. TEALE, |

Sanitary Association.

REPORTS OF MANCHESTER AND ADJOINING DISTRICTS.

ending Saturday, the 17th day of January, 1863.

SALFORD.				HULME.			CHORLTON.	ARDWICK.	PENDLETON AND PENDLEBURY.			Area in Statute Acres. Population in 1861.		DISEASES.	DEATHS.	
1,329				477			646	508	2650							
70,967				68,209			44,850	21,739	24,448							
Green- gate.	PUBLIC INSTITUTIONS.			POOR LAW DISTRICTS			Poor Law District.	Dispensary.	Poor Law District.	Ardwick & Ancoats Dispensary.	Chorlton Union Work- house.	Total.	Corresponding Week last Year.			
	Workhouse.	Dispensary.	New Bailey	St. George's.	Medlock.	St. Philip's										
16	17	18	19	20	21	22	23	24	25	26	27					28
..	11	3	Small-pox	1	
..	4	Chicken-pox	
..	..	1	2	7	2	..	42	21	Measles	1	
1	..	1	1	2	8	3	Scarlatina	1	
..	4	..	Diphtheria	
1	1	2	1	..	1	3	1	..	19	51	Whooping-cough	
..	1	..	Croup	1	
1	1	2	2	1	46	22	Diarrhoea	
..	2	1	6	3	Dysentery	
..	..	1	†1	..	2	2	..	51	52	Continued Fever	
..	1	1	1	6	10	Erysipelas	
2	2	5	2	3	5	2	4	3	2	4	..	92	54	Rheumatism	1	
..	..	4	2	15	17	Neuralgic Affections	
..	..	1	1	..	3	..	1	8	33	29	Constitutional Syphilis	..	
..	..	9	1	4	4	2	53	57	Phthisis	4	
..	5	1	2	14	3	Insanity	
12	1	29	9	15	15	8	18	15	..	16	3	382	336	Bronchitis, Influenza, and Catarrh	16	
..	..	4	2	1	2	..	1	..	24	25	Pleurisy & Pneumonia.	1	
..	11	9	..	1	3	3	3	..	13	94	55	Skin Disease.....	..	
..	..	11	..	1	2	3	6	5	4	3	..	66	66	Dyspepsia	
12	6	88	..	17	6	6	8	29	20	34	20	756	562	Accidents and diseases not classified.....	24	
29	27	165	13	39	33	24	45	72	44	64	48	1722	1373	TOTAL.....	50	

+ Typhoid.

Indebted for the annexed Returns.

17) Mr. T. F. BROWNBILL
18) " J. O. BRADBURY,
19) " W. B. STOTT,
20) " JOHN SMITH,

(21) Dr. ALEX. WILSON,
(22) Mr. H. M. WILLIAMSON.
(23) Mr. JOSEPH FOSTER,
(24) " JOHN RAYNER,

(25) Mr. J. V. L. WESTMACOTT,
(26) " A. F. PENNINGTON,
(27) " W. H. HUGHES.

Weekly Return of Births and Deaths in Manchester and Salford.

Causes of Death.	Ancoats District, Mr. Royston.	St. George's Dis., Mr. Worthington.	Market-st. Dis., Mr. A. Gardiner.	London-rd. Dis., Dr. Johns.	Deansgate Dis., Mr. Leigh.	Greenigate Dis., Mr. Bowker.	Regent-rd. Dis., Mr. Tipler.	*Pendleton Dis., Mr. Bowker.	Chorlton-on-M., Mr. Rowley.	Hulme Township, Mr. Sorby.	Arwick Tnsbp., Mr. Hallsworth.	TOTAL.	Corresponding week last year.
Small Pox	1	3	2	1	..	1	..	1	..	4	1
Measles	1	1	..	1	2	1	1	8	15
Whooping-cough	1	..	1	..	1	3	..	7	26
Scarlatina	1	2	1	..	1	5	3
Diarrhoea	1	1	2	5
Fever	+1	..	2	+1	1	1	**3	9	7
Diseases of the Lungs ..	8	13	3	2	1	8	3	..	9	10	..	57	71
Other causes	12	16	18	9	+9	27	15	14	7	15	6	128	157
TOTAL NO. OF DEATHS.	23	35	21	17	13	20	18	16	17	30	10	220	285
TOTAL NO. OF BIRTHS.	45	46	18	22	22	25	21	19	20	50	20	311	323

+ Typhus † 2 Bronchitis. * Return from Pendleton District commenced June 28.
 ‡ 1 Inquest. †† 2 Diphtheria and 4 Inquests. ††† 2 Inquests. ** Scarlet Fever.

Monthly Return of New Cases of Disease coming under Treatment

*In 11 Charitable Institutions in
St. Marylebone, LONDON. Medical
Officer of Health, Dr. R. D. Thomson.
Population in 1861, 161,680.*

*At Pauper, Charitable, and Public
Institutions in MANCHESTER
and SALFORD.
Population in 1861, 390,815.*

4 Weeks ending 25th October.	5 Weeks ending 29th November.	4 weeks ending 27th December.	TOTAL.	DISEASES.	4 Weeks ending 25th October.	5 Weeks ending 29th November.	4 Weeks ending 27th December.	TOTAL.
1	4	3	8 Small-pox	18	32	48	96
10	24	4	38 Chicken-pox	2	5	2	9
62	143	120	325 Measles	45	105	86	236
69	42	42	153 Scarlatina	38	84	50	172
2	5	6	13 Diphtheria	6	5	2	13
23	55	44	122	.. Whooping-cough ..	53	86	44	183
1	2	3	6 Croup	9	14	10	33
664	420	205	1289 Diarrhoea... ..	353	280	132	765
2	4	1	7 Dysentery	46	31	16	93
1	1 Cholera
16	28	17	61 Erysipelas	27	41	23	91
.. Puerperal Fever
24	21	21	66 Insanity	19	27	18	64
552	1095	812	2459	Bronchitis and Catarrh	954	2372	1461	4787
8	9	11	28 Pleurisy	67	119	96	282
19	33	23	75	... Pneumonia .. }
..	1	3	4 Carbuncle
3382	3920	3055	10357	{ Accidents, and all other Diseases }	3851	5232	3917	13006
4836	5806	4367	15009 TOTAL	5488	8433	5903	19824

Copies of the "Weekly Return" are regularly forwarded to all Public Institutions from which information is received, also to such public officers as are willing to assist the objects of the compilation. They will also be supplied to the Subscribers upon application to the Secretary, at the Committee Rooms of the Association.

Contributors are requested to forward their communications not later than the Monday in the week following that to which they relate.

The Committee would also be glad to receive any other information respecting the Health of the several districts.


COMMITTEE ROOMS,
33, PALL MALL, MANCHESTER.

HEALTH AND METEOROLOGY OF MANCHESTER

COMMUNICATED TO THE

Manchester and Salford Sanitary Association.

WEEKLY RETURN.



III.] WEEK ENDING SATURDAY, JANUARY 24, 1863. [No. 130.

METEOROLOGICAL OBSERVATIONS, TAKEN AT MANCHESTER AND THE NEIGHBOURHOOD.

	Royal Infirmary, M. R. DAY, Esq.	Old Trafford, G. V. VERN, Esq. NO	Bowdon, Alderman NEILD.	Thelwall, J. ATKINSON, Esq.	Eccles, T. MACKERETH Esq.	Ollerenshaw, A. NEILD, Esq.
Barometer.						
Mean @ 32° F.....	INS. 29.201		INS. —	INS. 29.308	INS. 29.291	
Highest.....	29.470		—	29.636	29.578	
Lowest.....	28.894		—	28.950	28.900	
Range.....	0.576		—	0.686	0.678	
Temperature.						
Adopted Mean.....	43.0		41.5	42.8	43.0	
Range for Week.....	17.0		22.0	20.0	19.7	
Daily Range.....	10.5		11.4	8.0	9.3	
Maximum in Shade.....	53.0		54.0	54.0	53.3	
Minimum in Shade.....	36.0		32.0	34.0	33.6	
Maximum in Sun.....	—		55.5	61.0	61.7	
Maximum in Sun: Black bulb in Vacuo....	—		—	81.0	—	
Minimum on Grass.....	—		30.0	31.3	33.5	
Temperature in Ground at surface.....	—		—	—	—	
Temperature 6 inches below.....	—		—	—	—	
Temperature 12 inches below.....	—		—	—	—	
Temperature of Evaporation.....	40.6		40.3	40.8	39.9	
Temperature of Dew Point.....	37.7		38.7	38.5	36.1	
Temperature of Air—Dew Point.....	5.3		2.8	4.3	6.9	
Hygrometrical condition of the Atmosphere.						
Weight of Vapour in a cubic foot of Air.....	GRS. 2.62		GRS. 2.74	GRS. 2.68	GRS. 2.48	
Required to Saturate do.....	0.58		0.31	0.50	0.72	
Weight of a cubic foot of Air.....	538.2		541.4	540.3	540.1	
Degree of Humidity (Saturation—1,000)....	0.816		0.909	0.850	0.773	
Water in a vertical column of the Atmosphere	INS. 3.12		INS. 3.24	INS. 3.22	INS. 2.94	
Elastic force of Vapour.....	0.226		0.235	0.233	0.213	
Clouds (Covered—10 Clear—0).....	—		—	6.4	8.7	
Prevailing Winds.....	—		W,SSW.	NW,SW.	W,SSW.	
Rain.....	—		1.280	1.211	0.834	
Days on which it fell.....	—		6	7	7	
Ozonometer.						
Moffat (0—10).....	—		5.14	7.28	2.43	
Schonbein (0—10).....	—		—	—	—	
Daily Evaporation.....	INS. 0.051		INS. 0.027	INS. 0.042	INS. 0.064	
Weekly Evaporation.....	0.357		0.189	0.294	0.448	

There were 10 barometric oscillations during the week, the amount being 2.578 inches. There were 4 temperature variations at 9 a.m., the amount being 29.7°.

The mean temperature of the week was 3.9° above the average of the last fourteen years, and 7.7° above corresponding week of last year.

The mean temperature was the highest at the Royal Infirmary and Eccles, and the lowest at Bowdon.

The degree of humidity was the highest at Bowdon and the lowest at Eccles.

Ozone occurred on 6 days at Bowdon, 7 days at Thelwall, and 4 days at Eccles.

Violent storms of wind and rain have prevailed throughout the week.

Eccles,
Manchester.

THOMAS MACKERETH, M.B.M.S.

MANCHESTER AND SALFORD

RETURN FROM PAUPER, CHARITABLE, AND PUBLIC INSTITUTIONS New Cases of Disease coming under Treatment During the Year 1861

MANCHESTER.															
Area in Statute Acres	Manchester Township 1,645														
Population in 1861	" " 185,050														
DISEASES.	POOR LAW DISTRICTS.							PUBLIC INSTITUTIONS.							
	St. Peter's	St. Andrew's	St. George's	Cathedral	St. Jude's	St. Michael's	Total of Districts.	Workhouse.	ROYAL INFIRMARY.					CHILDREN.	
									In-patients.	Out-patients.	District I.	District II.	District III.	St. Mary's Hospital.	Clinical Hospital.
1	2	3	4	5	6	7	8	9	10	11	12	13	14		
Small-pox	4	2	6	4	
Chicken-pox	1	1	
Measles	1	3	..	16	1	21	1	2	
Scarlatina	1	1	3	
Diphtheria	
Whooping-cough	1	1	
Croup	2	..	
Diarrhoea	1	6	1	..	1	1	10	9	3	6	
Dysentery	1	1	1	..	2	
Continued Fever	*6	†5	..	‡1	12	13	3	1	6	..	
Erysipelas	3	
Rheumatism	7	2	1	7	2	..	19	3	3	21	1	3	
Neuralgic Affections	8	1	..	
Constitutional Syphilis	1	1	14	..	6	1	..	1	..	
Phthisis	1	..	1	..	2	4	13	1	1	1	3	
Insanity	1	1	1	
Bronchitis, Influenza & Catarrh	12	31	15	20	35	15	128	10	1	45	11	3	3	7	
Pleurisy and Pneumonia....	2	1	..	1	4	3	1	2	..	2	
Skin Diseases.....	..	2	..	3	1	1	7	10	1	16	3	
Dyspepsia	3	2	..	2	7	19	1	
Accidents and diseases not classified.....	34	30	24	13	16	22	139	49	24	227	18	13	10	4	
TOTAL	66	82	47	54	71	43	363	108	30	369	36	25	16	23	

* 3 Typhus and 1 Typhoid.

† 1 Typhus.

‡ Gastric.

Medical Officers to whom the Assoc

(1) Mr. R. M. MANN.	(5) Mr. C. S. BOMPAS,	(9) Mr. W. J. MALLETT,	(13) Mr. H. RUNO
(2) " J. BROADBENT,	(6) " EVAN THOMAS,	(10) " EDWIN H. ROE,	(14) Dr. WHITEH
(3) " JOHN ARMSTRONG,	(7) " C. H. BRADDON,	(11) " W. WHITEHEAD,	(15) Mr. W. GOLL
(4) Dr. J. O. FLETCHER,	(8) " M. ROWLAND DAY,	(12) " " "	(16) " J. TEALE

ANITARY ASSOCIATION.

REPORTS OF THE SANITARY COMMISSIONERS OF MANCHESTER AND ADJOINING DISTRICTS.

for the week ending Saturday, the 24th day of January, 1863.

SALFORD.				HULME.			CHORLTON.	ARDWICK.	PENDLETON AND PENDLEBURY.					DEATHS.	
...	1,329	477	646	508	2650	Area in Statute Acres.		
.....	70,967	68,209	44,850	21,739	24,448	Population in 1861.		
Greengate.	PUBLIC INSTITUTIONS.			POOR LAW DISTRICTS			Poor Law District.	Dispensary.	Poor Law District.	Ardwick & Ancoats Dispensary.	Chorlton Union Workhouse.	Total.	Corresponding Week last Year.	DISEASES.	DEATHS.
	Workhouse.	Dispensary.	New Bailey	St. George's.	Medlock.	St. Philip's									
16	17	18	19	20	21	22	23	24	25	26	27				28
..	1	..	1	..	1	13	3	Small-pox
..	1	2	Chicken-pox
..	2	2	2	4	1	..	35	14	Measles	1
..	..	4	1	9	1	Scarlatina	1
..	Diphtheria
1	1	3	2	8	51	Whooping-cough
..	2	..	Croup	2
5	1	..	2	1	1	..	40	19	Diarrhoea	1
..	1	5	..	Dysentery	1
..	..	2	..	1	..	1	2	2	1	44	49	Continued Fever	4
..	1	1	5	4	Erysipelas
2	..	4	2	3	1	1	2	4	..	3	1	73	67	Rheumatism
..	1	1	11	25	Neuralgic Affections
..	..	3	1	..	6	35	31	Constitutional Syphilis	..
..	..	3	..	2	1	..	1	2	1	..	1	34	67	Phthisis	3
..	1	1	3	8	10	Insanity
18	4	29	6	11	8	13	22	19	11	14	7	376	223	Bronchitis, Influenza, and Catarrh.....	14
..	..	3	1	1	1	..	19	14	Pleurisy & Pneumonia.	4
1	8	7	..	1	1	..	2	1	4	..	10	76	42	Skin Disease.....	..
..	..	12	..	6	2	1	5	4	..	2	..	65	48	Dyspepsia
15	10	81	3	16	16	5	7	42	27	19	22	786	567	Accidents and diseases not classified.....	42
42	25	149	13	44	33	25	42	75	55	43	51	1645	1237	TOTAL.....	73

is indebted for the annexed Returns.

(17) Mr. T. F. BROWNBILL
 (18) " J. O. BRADBURY,
 (19) " W. B. STOTT,
 (20) " JOHN SMITH,

(21) Dr. ALEX. WILSON,
 (22) Mr. H. M. WILLIAMSON.
 (23) Mr. JOSEPH FOSTER,
 (24) " JOHN RAYNER,

(25) Mr. J. V. L. WESTMACOTT,
 (26) " A. F. PENNINGTON,
 (27) " W. H. HUGHES.

Weekly Return of Births and Deaths in Manchester and Salford.

Causes of Death.	Ancoats District, Mr. Royston.	St. George's Dis., Mr. Worthington.	Market-st. Dis., Mr. A. Gardiner.	London-rd. Dis., Dr. Johns.	Deansgate Dis., Mr. Leigh.	Greengate Dis., Mr. Bower.	Regent-rd. Dis., Mr. Tiplie.	*Pendleton Dis., Mr. Bowker.	Chorlton-on-M., Mr. Rowley.	Hulme Township, Mr. Sorby.	Ardwick Tnshp., Mr. Hallsworth.	TOTAL.	Corresponding week last year.
Small Pox	1	1	..
Measles	6	2	..	4	1	1	1	..	15	10
Whooping-cough	1	1	2	30
Scarlatina	3	4	3	1	14	2
Diarrhoea	1	1	1	2	5	4
Fever	1	..	1	1	1	1	8	11
Diseases of the Lungs ..	20	7	..	11	..	11	3	..	11	17	2	82	74
Other causes	10	8	26	5	18	1	16	14	6	14	3	121	149
TOTAL NO. OF DEATHS.	40	22	27	24	20	17	20	14	23	33	8	248	280
TOTAL NO. OF BIRTHS.	55	27	19	13	18	32	23	23	30	50	23	313	337

* Return from Pendleton District commenced June 28.

† Typhus.

‡ 1 Gastric and 1 Phrenitis.

§ 3 Inquests.

|| 1 Gastric and 1 Typhoid.

Monthly Return of New Cases of Disease coming under Treatment

*In 11 Charitable Institutions in
St. Marylebone, LONDON. Medical
Officer of Health, Dr. R. D. Thomson.
Population in 1861, 161,680.*

*At Pauper, Charitable, and Public
Institutions in MANCHESTER
and SALFORD.
Population in 1861, 390,815.*

4 Weeks ending 25th October.	5 Weeks ending 29th November.	4 weeks ending 27th December.	TOTAL.	DISEASES.	4 Weeks ending 25th October.	5 Weeks ending 29th November.	4 Weeks ending 27th December.	TOTAL.
1	4	3	8 Small-pox	18	32	46	96
10	24	4	38 Chicken-pox	2	5	2	9
62	143	120	325 Measles	45	105	86	236
69	42	42	153 Scarlatina	38	84	50	172
2	5	6	13 Diphtheria	6	5	2	13
23	55	44	122	.. Whooping-cough ..	53	86	44	183
1	2	..	3 Croup	9	14	10	33
664	420	205	1289 Diarrhoea	353	280	132	765
2	4	1	7 Dysentery	46	31	16	93
1	1 Cholera
16	28	17	61 Erysipelas	27	41	23	91
.. Puerperal Fever
24	21	21	66 Insanity	19	27	18	64
552	1095	812	2459	Bronchitis and Catarrh	954	2372	1461	4787
8	9	11	28 Pleurisy	67	119	96	282
19	33	23	75	... Pneumonia
..	1	3	4 Carbuncle
3382	3920	3055	10357	{ Accidents, and all { other Diseases }	3851	5232	3917	13006
4836	5806	4367	15009 TOTAL	5488	8433	5903	19824

Copies of the "Weekly Return" are regularly forwarded to all Public Institutions from which information is received, also to such public officers as are willing to assist the objects of the compilation. They will also be supplied to the Subscribers upon application to the Secretary, at the Committee Rooms of the Association.

Contributors are requested to forward their communications not later than the Monday in the week following that to which they relate.

The Committee would also be glad to receive any other information respecting the Health of the several districts.

COMMITTEE ROOMS,
33, FALM MALL, MANCHESTER.

HEALTH AND METEOROLOGY OF MANCHESTER

COMMUNICATED TO THE

Manchester and Salford Sanitary Association.

WEEKLY RETURN.

L. III.] WEEK ENDING SATURDAY, JANUARY 31, 1863. [No. 131.

METEOROLOGICAL OBSERVATIONS, TAKEN AT MANCHESTER AND THE NEIGHBOURHOOD.

	Royal Infirmary, M. R. DAY, Esq.	Old Trafford, G. V. VERNON, Esq.	Bowdon, Alderman NEILD.	Thelwall, J. ATKINSON, Esq.	Eccles, T. MACKERETH Esq.	Ollerenshaw, A. NEILD, Esq.
Barometer.						
Mean @ 32° F.....	INS. 29.716		INS. —	INS. 29.741	INS. 29.768	
Highest.....	30.362		—	30.400	30.350	
Lowest.....	29.248		—	29.230	29.148	
Range.....	1.114		—	1.170	1.202	
Temperature.						
Adopted Mean.....	45.1		43.1	43.9	44.4	
Range for Week.....	18.0		21.1	20.2	27.3	
Daily Range.....	10.0		11.3	9.1	9.3	
Maximum in Shade.....	55.0		53.5	54.8	59.3	
Minimum in Shade.....	37.0		32.4	34.6	32.0	
Maximum in Sun.....	—		59.0	60.5	60.8	
Maximum in Sun: Black bulb in Vacuo.....	—		—	74.0	—	
Minimum on Grass.....	—		28.2	31.0	32.3	
Temperature in Ground at surface.....	—		—	—	—	
Temperature 6 inches below.....	—		—	—	—	
Temperature 12 inches below.....	—		—	—	—	
Temperature of Evaporation.....	42.8		41.5	42.1	41.9	
Temperature of Dew Point.....	40.1		39.6	40.0	38.9	
Temperature of Air—Dew Point.....	5.0		3.5	3.9	5.5	
Hygrometrical condition of the Atmosphere.						
Weight of Vapour in a cubic foot of Air.....	GRS. 2.85	NO RETURN.	GRS. 2.79	GRS. 2.84	GRS. 2.74	NO RETURN.
Required to Saturate do.....	0.57		0.42	0.45	0.60	
Weight of a cubic foot of Air.....	545.2		548.0	547.0	547.0	
Degree of Humidity (Saturation—1,000)....	0.830		0.873	0.856	0.809	
Water in a vertical column of the Atmosphere	INS. 3.42		INS. 3.26	INS. 3.41	INS. 3.27	
Elastic force of Vapour.....	0.248		0.243	0.247	0.237	
Clouds (Covered—10 Clear—0).....	—		—	6.9	8.2	
Prevailing Winds.....	—		S, W	SW, W.	SW, W.	
Rain.....	—		0.240	0.310	0.297	
Days on which it fell.....	—		5	3	4	
Ozonometer.						
Moffat (0—10).....	—		4.71	6.57	0.71	
Schonbein (0—10).....	—		—	—	—	
Daily Evaporation.....	INS. 0.053		INS. 0.035	INS. 0.040	INS. 0.56	
Weekly Evaporation.....	0.371		0.245	0.286	0.392	

There were 5 barometric oscillations during the week, the amount being 3.090 inches. There were 4 temperature variations at 9 a.m., the amount being 39.5°.

The mean temperature of the week was 6.8° above the average of the last fourteen years, and 0.2° above corresponding week of last year.

The mean temperature was the highest at the Royal Infirmary, and the lowest at Bowdon.

The degree of humidity was the highest at Bowdon and the lowest at Eccles.

Ozone occurred on 6 days at Bowdon, 7 days at Thelwall, and 2 days at Eccles.

The fall of rain during January has been as follows:—

	Fall in Inches.	Days on which it Fell.
Bowdon.....	3.760	20
Thelwall.....	3.662	18
Eccles.....	3.959	19

MANCHESTER AND SALES

RETURN FROM PAUPER, CHARITABLE, AND PUBLIC New Cases of Disease coming under Treatment Du

MANCHESTER.															
Area in Statute Acres	Manchester Township 1,645														
Population in 1861	" " 185,050														
DISEASES.	POOR LAW DISTRICTS.							PUBLIC INSTITUTIONS.							
	St. Peter's	St. Andrew's	St. George's	Cathedral	St. Jude's	St. Michael's	Total of Districts.	Workhouse.	ROYAL INFIRMARY.					CHILDREN	
									In-patients.	Out-patients.	District I.	District II.	District III.	St. Mary's Hospital.	Clinical Hospital.
1	2	3	4	5	6	7	8	9	10	11	12	13	14		
Small-pox	*3	4	6	..	2	†1	16	5	2	..	1	1
Chicken-pox
Measles	1	..	2	10	..	13	1	2	..
Scarlatina	2	3	..	1	..	6	..	1
Diphtheria
Whooping-cough	1	1
Croup
Diarrhoea.....	..	1	1	..	1	..	3	1	8	6	..
Dysentery	1	1	3
Continued Fever.....	..	3	4	4	..	§8	19	4	3	..	5
Erysipelas	1	1	..	1	3
Rheumatism	3	13	3	2	21	3	1	14	1	1	1
Neuralgic Affections.....	..	1	1	7	3	..
Constitutional Syphilis	6	..	12	..	1	1	1	..
Phthisis	3	2	1	..	1	7	2	..	27	2	1	1	1	3
Insanity	5
Bronchitis, Influenza & Catarrh	14	36	15	9	24	13	111	10	..	40	6	3	7	12	6
Pleurisy and Pneumonia....	..	1	1	2	1	..
Skin Diseases.....	..	7	1	..	1	1	10	11	..	29	4	4
Dyspepsia	3	3	1	..	3	..	10	..	1	29	1	6	2
Accidents and diseases not } classified..... }	35	35	16	12	19	28	145	45	22	332	20	15	7	46	3
TOTAL	58	111	52	32	61	52	366	93	28	494	30	25	18	88	29

* 2 not vaccinated. + Vaccinated (?) † 1 vaccinated and 1 not vaccinated. ‡ All cases of Fabricula.

Medical Officers to whom the Assoc

- | | | | |
|------------------------|-----------------------|-------------------------|-------------------|
| 1) Mr. R. M. MANN. | (5) Mr. C. S. BOMPAS, | (9) } Mr. W. J. MALLET, | (13) Mr. H. RUNCC |
| 2) " J. BROADBENT, | (6) " EVAN THOMAS, | (10) } | (14) Dr. WHITEHE |
| 3) " JOHN ARMSTRONG, | (7) " C. H. BRADDON, | (11) } | (15) Mr. W. GOLLA |
| 4) Dr. J. O. FLETCHER, | (8) " M. ROWLAND DAY, | (12) } | (16) " J. TEALE, |

NITARY ASSOCIATION.

NS OF MANCHESTER AND ADJOINING DISTRICTS.

ending Saturday, the 31st day of January, 1863.

SALFORD.				HULME.			CHORLTON.		ARDWICK	PENDLETON AND PENDLEBURY.				Area in Statute Acres. Population in 1861.		DISEASES.	DEATHS.
1,329				477			646		508	2650							
70,967				68,209			44,850		21,739	24,448							
Greengate.	PUBLIC INSTITUTIONS.			POOR LAW DISTRICTS			Poor Law District.	Dispensary.	Poor Law District.	Ardwick & Ancoats Dispensary.	Chorlton Union Workhouse.	Total.	Corresponding Week last Year.				
	Workhouse.	Dispensary.	New Bailey	St. George's.	Medlock.	St. Philip's											
16	17	18	19	20	21	22	23	24	25	26	27					28	
..	†2	..	1	28	1	Small-pox	1		
..	3	3	..	Chicken-pox		
..	1	1	2	5	25	13	Measles	1		
..	2	9	..	Scarlatina		
..	Diphtheria		
..	..	3	..	2	2	3	2	..	2	15	58	Whooping-cough		
..	1	1	2	1	Croup		
4	2	1	1	..	1	1	1	..	29	18	Diarrhoea	1		
2	1	1	1	9	2	Dysentery		
..	1	5	..	†2	..	1	†1	..	1	43	30	Continued Fever	2		
1	1	7	8	Erysipelas		
1	..	6	2	2	1	1	2	4	1	4	2	68	67	Rheumatism	1		
1	..	2	1	1	1	..	17	19	Neuralgic Affections		
..	..	2	1	..	3	2	..	1	1	32	24	Constitutional Syphilis	1		
1	..	3	1	2	..	2	53	44	Phthisis		
..	1	1	..	2	9	6	Insanity		
19	1	32	6	3	5	16	18	14	7	17	4	338	298	Bronchitis, Influenza, and Catarrh	9		
..	..	2	1	3	2	..	12	17	Pleurisy & Pneumonia.	2		
..	3	8	..	1	2	..	1	1	2	..	9	85	39	Skin Disease		
1	1	11	1	3	2	1	2	2	6	3	..	82	54	Dyspepsia		
19	7	71	5	16	10	4	7	27	6	16	20	848	517	Accidents and diseases not classified	21		
49	17	147	15	30	25	31	39	57	40	45	40	1714	1216	TOTAL	39		

|| 1 Typhus.

†† Gastric

s indebted for the annexed Returns.

(17) Mr. T. F. BROWNBILL,
(18) " J. O. BRADBURY,
(19) " W. B. STOTT,
(20) " JOHN SMITH,

(21) Dr. ALEX. WILSON,
(22) Mr. H. M. WILLIAMSON,
(23) Mr. JOSEPH FOSTER,
(24) " JOHN RAYNER,

(25) Mr. J. V. L. WESTMACOTT,
(26) " A. F. PENNINGTON,
(27) " W. H. HUGHES.

Weekly Return of Births and Deaths in Manchester and Salford.

Causes of Death.	Ancoats District, Mr. Royston.	St. George's Dis., Mr. Worthington.	Market-st. Dis., Mr. A. Gardiner.	London-rd. Dis., Dr. Johns.	Deansgate Dis., Mr. Leigh.	Green-gate Dis., Mr. Bower.	Regent-rd. Dis., Mr. Tipple.	*Pendleton Dis., Mr. Bowker.	Chorlton-on-M., Mr. Rowley.	Hulme Township, Mr. Sorby.	Ardwick Tnshp., Mr. Hullsworth.	TOTAL.	Corresponding week last year.
Small Pox.....	1	1	..
Measles.....	2	1	..	1	8	5
Whooping-cough.....	2	1	..	3	35
Scarlatina.....	4	1	2	2	..	9	4
Diarrhoea.....	..	1	1	2	2	6	3
Fever.....	+1	1	3	..	+1	1	++1	+1	..	11	11
Diseases of the Lungs ..	10	2	1	4	..	9	3	..	8	9	2	48	65
Other causes.....	16	10	24	7	10	13	*14	11	9	13	2	129	123
TOTAL NO. OF DEATHS.	33	15	29	12	13	26	19	12	20	29	7	215	246
TOTAL NO. OF BIRTHS.	36	34	13	18	26	30	38	14	32	63	20	324	341

* Return from Pendleton District commenced June 28.
 † Typhus. ‡ 2 Diphtheria. § 1 Typhus, 1 Gastric, 1 Typhoid. ¶ 2 Bronchitis. ¶¶ 2 Inquests, and 1 Diphtheria.
 ** 2 Inquests. †† Rheumatic.

Monthly Return of New Cases of Disease coming under Treatment

*In 11 Charitable Institutions in
St. Marylebone, LONDON. Medical
Officer of Health, Dr. R. D. Thomson,
Population in 1861, 161,680.*

*At Pauper, Charitable, and Public
Institutions in MANCHESTER
and SALFORD.
Population in 1861, 390,815.*

4 Weeks ending 25th October.	5 Weeks ending 29th November.	4 weeks ending 27th December.	TOTAL.	DISEASES.	4 Weeks ending 25th October.	5 Weeks ending 29th November.	4 Weeks ending 27th December.	TOTAL.
1	4	3	8 Small-pox	18	32	46	96
10	24	4	38 Chicken-pox	2	5	2	9
62	143	120	325 Measles	45	105	86	236
69	42	42	153 Scarlatina	38	84	50	172
2	5	6	13 Diphtheria	6	5	2	13
23	55	44	122	.. Whooping-cough ..	53	86	44	183
1	2	..	3 Croup	9	14	10	33
664	420	205	1289 Diarrhoea... ..	353	280	132	765
2	4	1	7 Dysentery	46	31	16	93
1	1 Cholera
16	28	17	61 Erysipelas	27	41	23	91
.. Puerperal Fever
24	21	21	66 Insanity	19	27	18	64
552	1095	812	2459	Bronchitis and Catarrh	954	2372	1461	4787
8	9	11	28 Pleurisy }	67	119	96	282
19	33	23	75 Pneumonia .. }
..	1	3	4 Carbuncle
3382	3920	3055	10357	{ Accidents, and all }	3851	5232	3917	13006
..	{ other Diseases }
4836	5806	4367	15009 TOTAL	5488	8433	5903	19824

Copies of the "Weekly Return" are regularly forwarded to all Public Institutions from which information is received, also to such public officers as are willing to assist the objects of the compilation. They will also be supplied to the Subscribers upon application to the Secretary, at the Committee Rooms of the Association.

Contributors are requested to forward their communications not later than the Monday in the week following that to which they relate.

The Committee would also be glad to receive any other information respecting the Health of the several districts.

COMMITTEE ROOMS,
33, PALL MALL, MANCHESTER.

HEALTH AND METEOROLOGY OF MANCHESTER

COMMUNICATED TO THE

Manchester and Salford Sanitary Association.

WEEKLY RETURN.



OL. III.] WEEK ENDING SATURDAY, FEBRUARY 7, 1863. [No. 132.

METEOROLOGICAL OBSERVATIONS, TAKEN AT MANCHESTER AND THE NEIGHBOURHOOD.

	Royal Infirmary, M. R. DAY, Esq.	Old Trafford, G. V. VERNON, Esq.	Bowdon, Alderman NEILD.	Thelwall, J. ATKINSON, Esq.	Eccles, T. MACKERETH Esq.	Ollerenshaw, A. NEILD, Esq.
Barometer.						
Mean @ 32° F.....	INS. 29.746	INS. 29.785	INS. —	INS. 29.799	INS. 29.769	NO RETURN.
Highest.....	30.138	30.148	—	30.174	30.140	
Lowest.....	29.484	29.472	—	29.505	29.462	
Range.....	0.654	0.676	—	0.669	0.678	
Temperature.						
Adopted Mean.....	45.5	44.5	43.8	44.6	44.4	
Range for Week.....	16.0	18.7	19.9	18.5	18.8	
Daily Range.....	9.6	11.5	9.7	10.4	9.4	
Maximum in Shade.....	52.0	52.0	51.9	53.0	51.8	
Minimum in Shade.....	36.0	33.3	32.0	34.5	33.0	
Maximum in Sun.....	—	57.6	55.4	58.0	58.9	
Maximum in Sun: Black bulb in Vacuo.....	—	74.0	—	79.6	—	
Minimum on Grass.....	—	29.8	29.4	30.4	31.6	
Temperature in Ground at surface.....	—	41.42	—	—	—	
Temperature 6 inches below.....	—	41.28	—	—	—	
Temperature 12 inches below.....	—	41.66	—	—	—	
Temperature of Evaporation.....	43.6	43.5	43.1	43.5	42.6	
Temperature of Dew Point.....	41.4	41.9	42.3	42.3	40.5	
Temperature of Air—Dew Point.....	4.1	2.6	1.5	2.3	3.9	
Hygrometrical condition of the Atmosphere						
Weight of Vapour in a cubic foot of Air.....	GRS. 2.97	GRS. 3.04	GRS. 3.15	GRS. 3.09	GRS. 2.88	
Required to Saturate do.....	0.53	0.31	0.09	0.27	0.46	
Weight of a cubic foot of Air.....	545.2	547.1	547.7	547.1	546.9	
Degree of Humidity (Saturation—1,000).....	0.862	0.909	0.944	0.918	0.864	
Water in a vertical column of the Atmosphere.....	INS. 3.60	INS. 3.68	INS. 3.73	INS. 3.73	INS. 3.48	
Elastic force of Vapour.....	0.261	0.266	0.270	0.270	0.252	
Clouds (Covered—10 Clear—0).....	—	9.3	—	7.84	8.7	
Prevailing Winds.....	—	SW	S, SW	W, SW.	S, S.W.	
Rain.....	—	0.433	0.230	0.411	0.353	
Days on which it fell.....	—	6	3	6	5	
Ozonometer.						
Moffat (0—10).....	—	6.00	5.35	6.78	0.71	
Schonbein (0—10).....	—	4.86	—	—	—	
Daily Evaporation.....	INS. 0.044	INS. 0.028	INS. 0.016	INS. 0.025	INS. 0.041	
Weekly Evaporation.....	0.308	0.196	0.112	0.175	0.287	

There were 8 barometric oscillations during the week, the amount being 1.874 inches. There were 3 temperature oscillations at 9 a.m., the amount being 13.5°.

The mean temperature of the week was 4.9° above the average of the last fourteen years, and 1.3° above the corresponding week of last year.

The mean temperature was the highest at the Royal Infirmery and the lowest at Bowdon.

The degree of humidity was the highest at Bowdon and the lowest at the Royal Infirmery.

Ozone occurred at Old Trafford, on 6 days at Bowdon, 7 days at Thelwall, and 2 days at Eccles.

The humidity of the air at all the stations has been very high.

Eccles
near Manchester.

THOMAS MACKERETH, M.B.M.S.

MANCHESTER AND SALES

RETURN FROM PAUPER, CHARITABLE, AND PUBLIC New Cases of Disease coming under Treatment Dur

MANCHESTER.															
Area in Statute Acres	Manchester Township 1,645														
Population in 1861	" " 185,050														
DISEASES.	POOR LAW DISTRICTS.							PUBLIC INSTITUTIONS.							
	St. Peter's	St. Andrew's	St. George's	Cathedral	St. Jude's	St. Michael's	Total of Districts.	ROYAL INFIRMARY.					CHILDREN		
								Workhouse.	In-patients.	Out-patients.	District I.	District II.	District III.	St. Mary's Hospital.	Clinical Hospital.
1	2	3	4	5	6	7	8	9	10	11	12	13	14	15	
Small-pox	3	*1	†2	1	1	8	4	1	..	§1	1
Chicken-pox	3	3
Measles	3	7	1	11	2	..	1
Scarlatina	1	2	1	4	2	2
Diphtheria
Whooping-cough	1	..	1	2	4	2	..
Croup
Diarrhœa.....	..	1	..	1	..	2	4	5	4	7	..
Dysentery	1	1	2	..	1	1	..	1
Continued Fever.....	..	3	4	†9	..	2	18	7	1	7
Erysipelas
Rheumatism	4	7	1	2	6	2	22	..	1	34	1	..	2	1	..
Neuralgic Affections.....
Constitutional Syphilis	1	1	14	..	4	1	1	..
Phthisis	1	..	1	1	2	5	2	..	16	2	..	1	2	2
Insanity	4	1
Bronchitis, Influenza & Catarrh	7	38	13	10	14	6	88	12	..	42	4	2	2	7	6
Pleurisy and Pneumonia....	1	1	..	2	4	1	1	1
Skin Diseases.....	2	5	3	1	2	1	14	7	..	18	5	2
Dyspepsia	4	1	..	2	..	7	..	2	26	1	1	2
Accidents and diseases not classified.....	32	25	13	11	19	14	114	37	12	255	18	17	7	48	5
TOTAL	50	97	41	42	45	32	307	88	18	401	30	23	13	83	28

* Confluent; not vaccinated.

† Modified; vaccinated.

‡ 1 relapsing fever.

Medical Officers to whom the Associa

- | | | | |
|-------------------------|-----------------------|-----------------------|--------------------|
| (1) Mr. R. M. MANN. | (5) Mr. C. S. BOMPAS, | (9) Mr. W. J. MALLET, | (13) Mr. H. RUNCOR |
| (2) " J. BROADBENT, | (6) " EVAN THOMAS, | (10) " EDWIN H. ROE, | (14) Dr. WHITEHEAD |
| (3) " JOHN ARMSTRONG, | (7) " C. H. BRADDON, | (11) " W. WHITEHEAD, | (15) Mr. W. GOLLAN |
| (4) Dr. J. O. FLETCHER, | (8) " M. ROWLAND DAY, | (12) " " " | (16) " J. TEALE, |

NITARY ASSOCIATION.

IS OF MANCHESTER AND ADJOINING DISTRICTS.

ending Saturday, the 7th day of February, 1863.

SALFORD.				HULME.			CHORLTON.	ARDWICK	PENDLETON AND PENDLEBURY.				Area in Statute Acres. Population in 1861.		DEATHS.
1,329				477			646	508	2650						
70,967				68,209			44,850	21,739	24,448						
POOR LAW DIS.	PUBLIC INSTITUTIONS.			POOR LAW DISTRICTS			Poor Law District.	Dispensary.	Poor Law District.	Ardwick & Ancoats Dispensary.	Chorlton Union Work-house.	Total.	Corresponding Week last Year.	DISEASES.	DEATHS.
	Greengate.	Workhouse.	Dispensary.	New Bailey	St. George's.	Medlock.									
6	17	18	19	20	21	22	23	24	25	26	27				28
..	§1	2	1	19	1	Small-pox
..	1	4	2	Chicken-pox
..	1	1	1	7	5	29	20	Measles
..	3	1	1	1	14	..	Scarlatina	1
..	1	1	..	Diphtheria	i
..	..	1	1	10	42	Whooping-cough	1
..	1	1	2	Croup
1	1	1	4	..	1	1	1	33	30	Diarrhœa
..	1	2	8	5	Dysentery
..	..	1	..	1	..	2	2	..	41	34	Continued Fever	1
..	..	1	1	2	5	Erysipelas
2	..	4	2	1	2	2	3	4	2	3	1	87	61	Rheumatism
2	..	4	1	1	8	15	Neuralgic Affections
..	..	4	2	..	1	2	30	20	Constitutional Syphilis	..
2	..	6	3	1	1	1	..	44	44	Phthisis	5
..	2	1	..	3	11	12	Insanity
22	..	23	6	4	6	17	11	21	4	13	4	285	255	Bronchitis, Influenza, and Catarrh.....	7
..	..	1	2	..	10	21	Pleurisy & Pneumonia.	i
2	2	5	6	5	4	..	8	78	46	Skin Disease.....	..
2	..	14	..	1	3	2	1	4	..	1	1	70	58	Dyspepsia
18	6	85	2	16	13	8	9	43	19	11	40	783	605	Accidents and diseases not classified.....	15
41	11	150	15	24	33	36	32	91	43	34	59	1568	1278	TOTAL.....	32

§ Vaccinated.

|| Not vaccinated.

indebted for the annexed Returns.

17) Mr. T. F. BROWBILL,
18) " J. O. BRADBURY,
19) " W. B. STOTT,
20) " JOHN SMITH,

(21) Dr. ALEX. WILSON,
(22) Mr. H. M. WILLIAMSON
(23) Mr. JOSEPH FOSTER,
(24) " JOHN RAYNER,

(25) Mr. J. V. L. WESTMACOTT,
(26) " A. F. PENNINGTON,
(27) " W. H. HUGHES.

MANCHESTER AND SALES

RETURN FROM PAUPER, CHARITABLE, AND PUBLIC New Cases of Disease coming under Treatment During

MANCHESTER.																
Area in Statute Acres	Manchester Township 1,645															
Population in 1861	" " 185,050															
DISEASES.	POOR LAW DISTRICTS.							PUBLIC INSTITUTIONS.								
	St. Peter's	St. Andrew's	St. George's	Cathedral	St. Jude's	St. Michael's	Total of Districts.	Workhouse.	ROYAL INFIRMARY.					CHILDREN		
									In-patients.	Out-patients.	District I.	District II.	District III.	St. Mary's Hospital.	Clinical Hospital.	
1	2	3	4	5	6	7	8	9	10	11	12	13	14	15		
Small-pox	1	2	2	..	6	1	12	2	2	..	*5	..	1	
Chicken-pox	1	
Measles	6	5	..	11	2	1	1	..	
Scarlatina	5	3	8	1	4	..	
Diphtheria	1	1	
Whooping-cough	2	1	3	2	1	..	
Croup	
Diarrhœa	5	..	3	..	2	10	6	3	1	
Dysentery	1	1	3	1	..	
Continued Fever	3	1	8	†5	..	9	26	9	1	7	..	
Erysipelas	1	1	2	
Rheumatism	4	2	5	2	2	3	18	9	..	18	2	2	1	
Neuralgic Affections	1	4	..	1	
Constitutional Syphilis	16	..	7	
Phthisis	2	1	..	2	..	1	6	4	..	10	1	2	1	1	3	
Insanity	1	1	7	
Bronchitis, Influenza & Catarrh	7	29	20	11	14	7	88	13	..	60	1	4	4	13	3	
Pleurisy and Pneumonia	1	1	1	..	1	..	4	2	1	1	4	
Skin Diseases	1	1	..	3	5	6	..	17	1	5	
Dyspepsia	2	1	1	1	5	21	5	1	
Accidents and diseases not classified	49	31	23	7	16	21	147	59	34	218	22	19	7	55	7	
TOTAL	73	80	67	34	44	49	347	127	38	368	33	28	14	95	26	

* 3 vaccinated, mild; 2 not vaccinated, very severe.. † Modified; vaccinated.

Medical Officers to whom the Associa

- | | | |
|-------------------------|-----------------------|-----------------------|
| (1) Mr. R. M. MANN. | (5) Mr. C. S. BOMPAS, | (9) Mr. W. J. MALLET, |
| (2) " J. BROADBENT, | (6) " EVAN THOMAS, | (10) " EDWIN H. ROE, |
| (3) " JOHN ARMSTRONG, | (7) " C. H. BRADDON, | (11) " W. WHITEHEAD, |
| (4) Dr. J. O. FLETCHER, | (8) " M. ROWLAND DAY, | (12) " W. WHITEHEAD, |
| | | (13) Mr. H. RUNCOE, |
| | | (14) Dr. WHITEHEAD, |
| | | (15) Mr. W. GOLLAN, |
| | | (16) " J. TEALE, |

NITARY ASSOCIATION.

IS OF MANCHESTER AND ADJOINING DISTRICTS.

ending Saturday, the 14th day of February, 1863.

SALFORD.			HULME.			CHORLTON.	ARDWICK.	PENDLETON AND PENDLEBURY.			Area in Statute Acres. Population in 1861.		DISEASES.	DEATHS.
PUBLIC INSTITUTIONS.			POOR LAW DISTRICTS			Poor Law District.	Dispensary.	Poor Law District.	Ardwick & Ancoats Dispensary.	Chorlton Union Work-house.	Total.	Corresponding Week last Year.		
Workhouse.	Dispensary.	New Bailey	St. George's.	Medlock.	St. Philip's								23	24
1,329	477	646	508	2650	70,967	68,209	44,850	21,739	24,448					
6	17	18	19	20	21	22	23	24	25	26	27			28
..	1	1	..	†1	25	..	Small-pox	2
..	1	2	4	2	Chicken-pox
..	2	..	1	..	7	3	1	..	29	27	Measles
1	2	16	2	Scarlatina	3
..	1	2	2	Diphtheria
..	1	3	10	39	Whooping-cough
..	1	1	2	2	Croup
3	2	3	3	31	23	Diarrhoea	2
1	1	7	5	Dysentery
..	1	..	§1	1	1	..	47	48	Continued Fever
..	3	4	Erysipelas
7	3	6	1	3	2	..	4	3	3	..	83	58	Rheumatism
..	3	1	11	18	Neuralgic Affections
..	5	1	..	3	33	26	Constitutional Syphilis	2
2	1	5	..	1	..	1	2	1	..	1	44	57	Phthisis	6
1	1	6	15	12	Insanity
3	27	7	13	5	11	10	12	4	12	9	312	283	Bronchitis, Influenza, and Catarrh.....	19
1	2	2	..	1	2	20	28	Pleurisy & Pneumonia.	..
2	2	3	4	4	..	9	59	40	Skin Disease.....	..
..	16	1	1	9	1	4	3	6	2	6	82	58	Dyspepsia
9	55	2	7	7	11	6	36	9	11	25	766	531	Accidents and diseases not classified.....	31
20	126	14	31	27	26	28	75	34	28	63	1601	1265	TOTAL.....	65

† All Fabricula. § Gastric

debted for the annexed Returns.

(7) Mr. T. F. BROWNBILL
 (8) " J. O. BRADBURY,
 (9) " W. B. STOTT,
 (20) " JOHN SMITH,

(21) Dr. ALEX. WILSON,
 (22) Mr. H. M. WILLIAMSON
 (23) Mr. JOSEPH FOSTER,
 (24) " JOHN RAYNER,

(25) Mr. J. V. L. WESTMACOTT,
 (26) " A. F. PENNINGTON,
 (27) " W. H. HUGHES.

Weekly Return of Births and Deaths in Manchester and Salford.

Causes of Death.	Districts											TOTAL.	Corresponding week last year.
	Ancoats District, Mr. Royston.	St. George's Dis., Mr. Worthington.	Market-st. Dis., Mr. A. Gardiner.	London-rd. Dis., Dr. Johns.	Deansgate Dis., Mr. Leigh.	Green-gate Dis., Mr. Bower.	Regent-rd. Dis., Mr. Tipler.	*Pendleton Dis., Mr. Bowker.	Chorlton-on-M., Mr. Rowley.	Hulme Township, Mr. Sorby.	Ardwick Tnshp., Mr. Halls-worth.		
Small Pox	1	..	1	2	1
Measles	3	1	1	1	6	..
Whooping-cough	1	..	1	2	..	1	7	27
Scarlatina	10	3	1	1	2	..	2	19	2
Diarrhoea	1	1	2	5
Fever	1	..	3	1	1	2	8	15
Diseases of the Lungs ..	16	6	..	6	..	10	1	..	13	3	..	60	58
Other causes	6	10	31	5	13	8	19	34	5	22	3	131	154
TOTAL NO. OF DEATHS.	39	20	37	14	14	20	24	4	15	40	9	235	262
TOTAL NO. OF BIRTHS.	42	40	20	14	15	27	21	27	29	68	33	336	299

* Return from Pendleton District commenced June 28.

+ Typhoid. † 3 Inquests. ‡ 1 Inquest. § 1 Diphtheria. ¶ Typhus. ** Malignant. †† 1 Typhus.

Monthly Return of New Cases of Disease coming under Treatment

*In 11 Charitable Institutions in
St. Marylebone, LONDON. Medical
Officer of Health, Dr. R. D. Thomson,
Population in 1861, 161,680.*

*At Pauper, Charitable, and Public
Institutions in MANCHESTER
and SALFORD.
Population in 1861, 390,815.*

4 Weeks ending 25th October.	5 Weeks ending 29th November.	4 weeks ending 27th December.	TOTAL.	DISEASES.	4 Weeks ending 25th October.	5 Weeks ending 29th November.	4 Weeks ending 27th December.	TOTAL.
1	4	3	8 Small-pox	18	32	46	96
10	24	4	38 Chicken-pox	2	5	2	9
62	143	120	325 Measles	45	105	86	236
69	42	42	153 Scarlatina	38	84	50	172
2	5	6	13 Diphtheria	6	5	2	13
23	55	44	122	.. Whooping-cough ..	53	86	44	183
1	2	..	3 Croup	9	14	10	33
664	420	205	1289 Diarrhoea	353	280	132	765
2	4	1	7 Dysentery	46	31	16	93
1	1 Cholera
16	28	17	61	... Erysipelas	27	41	23	91
.. Puerperal Fever
24	21	21	66 Insanity	19	27	18	64
552	1095	812	2459	Bronchitis and Catarrh	954	2372	1461	4787
8	9	11	28 Pleurisy	67	119	96	282
19	33	23	75	... Pneumonia .. }				
..	1	3	4	... Carbuncle				
3382	3920	3055	10357	{ Accidents, and all other Diseases }	3851	5232	3917	13000
4836	5806	4367	15009 TOTAL	5488	8433	5903	19824

Copies of the "Weekly Return" are regularly forwarded to all Public Institutions from which information is received, also to such public officers as are willing to assist the objects of the compilation. They will also be supplied to the Subscribers upon application to the Secretary, at the Committee Rooms of the Association.

Contributors are requested to forward their communications not later than the Monday in the week following that to which they relate

The Committee would also be glad to receive any other information respecting the Health of the several districts.

COMMITTEE ROOMS,
33, PALL MALL, MANCHESTER.

HEALTH AND METEOROLOGY OF MANCHESTER

COMMUNICATED TO THE

Manchester and Salford Sanitary Association.

WEEKLY RETURN.

VOL. III.] WEEK ENDING SATURDAY, FEBRUARY 21, 1863. [No. 134.

METEOROLOGICAL OBSERVATIONS, TAKEN AT MANCHESTER AND THE NEIGHBOURHOOD.

	Royal Infirmery, M. R. DAY, Esq.	Old Trafford, G. V. VERNON, Esq.	Bowdon, Alderman NEILD.	Thelwall, J. ATKINSON, Esq.	Eccles, T. MACKERETH Esq.	Ollershaw, A. NEILD, Esq.	
Barometer.							
Mean @ 32° F.	INS. 30·317	INS. (a) 30·466	INS. —	INS. 30·314	INS. (a) 30·458	NO RETURN.	
Highest.....	30·462	30·508	—	30·572	30·480		
Lowest.....	30·192	30·044	—	30·110	30·036		
Range.....	0·270	0·464	—	0·462	0·444		
Temperature.							
Adopted Mean.....	40·6	39·7	38·1	38·6	39·1		
Range for Week.....	17·0	23·2	21·1	23·6	21·9		
Daily Range.....	12·1	17·5	14·7	14·4	14·3		
Maximum in Shade.....	50·0	53·0	49·7	50·0	49·3		
Minimum in Shade.....	33·0	29·8	28·6	26·4	27·4		
Maximum in Sun.....	—	64·7	58·7	59·8	65·6		
Maximum in Sun: Black bulb in Vacuo.....	—	84·5	—	80·0	—		
Minimum on Grass.....	—	22·0	25·0	20·5	28·3		
Temperature in Ground at surface.....	—	37·02	—	—	—		
Temperature 6 inches below.....	—	37·29	—	—	—		
Temperature 12 inches below.....	—	38·43	—	—	—		
Temperature of Evaporation.....	38·7	38·8	37·5	37·6	37·4		
Temperature of Dew Point.....	36·3	37·6	36·7	36·3	35·2		
Temperature of Air—Dew Point.....	4·3	2·1	1·4	2·3	3·9		
Hygrometrical condition of the Atmosphere.							
Weight of Vapour in a cubic foot of Air.....	GRS. 2·48	GRS. 2·67	GRS. 2·54	GRS. 2·52	GRS. 2·37		
Required to Saturate do.....	0·48	0·20	0·17	0·24	0·44		
Weight of a cubic foot of Air.....	561·5	562·9	567·0	564·3	565·4		
Degree of Humidity (Saturation—1,000)....	0·854	0·928	0·948	0·922	0·864		
Water in a vertical column of the Atmosphere	INS. 2·95	INS. 3·11	INS. 3·01	INS. 2·95	INS. 2·83		
Elastic force of Vapour.....	0·214	0·225	0·218	0·214	0·205		
Clouds (Covered—10 Clear—0).....	—	5·4	—	4·4	5·2		
Prevailing Winds.....	—	E,NE	S,E.	E,SE.	E,SE.		
Rain.....	—	0·255	0·150	0·155	0·260		
Days on which it fell.....	—	3	1	1	4		
Ozonometer.							
Moffat (0—10).....	—	0·00	1·57	—	0·00		
Schonbein (0—10).....	—	0·00	—	1·43	0·00		
Daily Evaporation.....	INS. 0·039	INS. 0·019	INS. 0·012	INS. 0·020	INS. 0·033		
Weekly Evaporation.....	0·273	0·133	0·084	0·140	0·231		

(a) Reduced to sea level.

There were 5 barometric oscillations during the week, the amount being 0·576 of an inch. There were 4 temperature oscillations at 9 a.m., the amount being 14·3°.

The mean temperature of the week was 0·9° above the average of the last fourteen years, and 4·9° below the corresponding week of last year.

The mean temperature was the highest at the Royal Infirmery and the lowest at Bowdon.

The degree of humidity was the highest at Bowdon and the lowest at the Royal Infirmery.

Ozone occurred on 4 days at Bowdon and on 3 days at Thelwall; but none was found at Old Trafford and Eccles.

The barometer has been very high throughout the week, and the range very small.

Eccles
Near Manchester.

THOMAS MACKERETH, M.B.M.S.

MANCHESTER AND SALFORD

RETURN FROM PAUPER, CHARITABLE, AND PUBLIC INSTITUTIONS, New Cases of Disease coming under Treatment During

DISEASES.	MANCHESTER.																						
	POOR LAW DISTRICTS.							PUBLIC INSTITUTIONS.															
	St. Peter's	St. Andrew's	St. George's	Cathedral	St. Jude's	St. Michael's	Total of Districts.	Workhouse.	ROYAL INFIRMARY.					CHILDREN		City Gaol.							
	1	2	3	4	5	6	7	8	9	District I.	District II.	District III.	St. Mary's Hospital.	Clinical Hospital.	10		11	12	13	14	15		
Small-pox	*1	..	1	..	1	2	5	2	3	..	†1	..	3	
Chicken-pox	
Measles	2	3	1	..	2	..	8	1	
Scarlatina	1	4	2	7	1	3	2	
Diphtheria	
Whooping-cough	1	..	1	2	1	
Croup	1	1	
Diarrhœa.....	3	1	1	5	6	4	1	
Dysentery	1	1	2	
Continued Fever.....	†4	2	2	†4	..	†2	14	5	3	..	9	3	
Erysipelas	1	
Rheumatism	3	2	3	2	..	1	11	1	..	15	2	1	3	1	
Neuralgic Affections	11	1	..	2	1
Constitutional Syphilis	14	..	8
Phthisis	1	1	1	2	1	..	6	2	1	15	4	1	1	1	2
Insanity	1	1	2
Bronchitis, Influenza & Catarrh	5	35	16	12	19	16	103	12	1	33	5	3	9	16	4	1
Pleurisy and Pneumonia.....	2	..	2
Skin Diseases.....	2	4	3	..	3	..	12	5	..	19	8	6
Dyspepsia	1	3	2	2	8	..	1	27	1	4	3	2
Accidents and diseases not classified.....	37	27	15	7	10	31	127	38	31	193	7	10	15	63	4	2
TOTAL	60	80	48	27	38	58	311	83	37	329	20	19	37	109	24	9

* Not vaccinated.

† Fabricula.

‡ Vaccinated, mild.

Medical Officers to whom the Association

(1) Mr. R. M. MANN. (2) " J. BROADBENT, (3) " JOHN ARMSTRONG, (4) Dr. J. O. FLETCHER,	(5) Mr. C. S. BOMPAS, (6) " EVAN THOMAS, (7) " C. H. BRADDON, (8) " M. ROWLAND DAY,	(9) } (10) } Mr. EDWIN H. ROE, (11) } " S. M. BRADLEY, (12) } " T. S. SMITH,	(13) Mr. H. RUNCORN (14) Dr. WHITEHEAD (15) Mr. W. GOLLAN (16) " J. TEALE,
--	--	---	---

ITARY ASSOCIATION.

OF MANCHESTER AND ADJOINING DISTRICTS.

ending Saturday, the 21st day of February, 1863.

ALFORD.			HULME.			CHORLTON.	ARDWICK.	PENDLETON AND PENDLEBURY.			Area in Statute Acres.		DEATHS.	
1,329	477	646	508	2650	70,967	68,209	44,850	21739	24,448	Population in 1861.				
PUBLIC INSTITUTIONS.			POOR LAW DISTRICTS			Poor Law District.	Dispensary.	Poor Law District.	Ardwick & Ancoats Dispensary.	Chorlton Union Work-house.	Total.	Corresponding Week last Year.	DISEASES.	DEATHS.
Workhouse.	Dispensary.	New Bailey	St. George's.	Medlock.	St. Philip's									
17	18	19	20	21	22	23	24	25	26	27				28
..	2	..	1	17	1	Small-pox	1
..	2	2	1	Chicken-pox
..	1	2	3	15	7	Measles
..	1	1	..	1	..	16	1	Scarlatina	1
..	Diphtheria
..	1	1	..	4	..	1	..	10	34	Whooping-cough	3
..	1	..	4	6	1	Croup	1
..	1	2	..	1	1	..	1	23	15	Diarrhoea
1	1	6	6	Dysentery
1	3	..	3	1	1	2	..	45	40	Continued Fever	2
..	1	2	14	Erysipelas
..	2	2	2	1	..	2	4	2	2	1	53	44	Rheumatism
..	5	3	24	19	Neuralgic Affections
2	3	1	1	29	25	Constitutional Syphilis	..
..	10	2	..	2	1	2	51	53	Phthisis	7
1	1	1	2	8	10	Insanity
2	23	7	9	12	15	18	23	3	8	6	327	293	Bronchitis, Influenza, and Catarrh	10
..	2	2	1	10	26	Pleurisy & Pneumonia.	2
..	6	1	1	6	5	1	3	3	..	9	87	55	Skin Disease.....	..
..	12	1	2	9	..	2	3	6	1	2	85	65	Dyspepsia
3	79	2	7	5	7	9	41	7	10	23	708	581	Accidents and diseases not classified.....	30
10	150	15	23	39	29	41	83	32	26	48	1524	1291	TOTAL.....	57

debted for the annexed Returns.

- | | | |
|------------------------|---------------------------|-----------------------------|
| 7) Mr. T. F. BROWNBILL | (21) Dr. ALEX. WILSON, | (25) Mr. J.V.L. WESTMACOTT, |
| 8) " J. O. BRADBURY, | (22) Mr. H. M. WILLIAMSON | (26) " A. F. PENNINGTON, |
| 9) " W. B. STOTT, | (23) Mr. JOSEPH FOSTER, | (27) " W. H. HUGHES. |
| 10) " JOHN SMITH, | (24) " JOHN RAYNER, | |

Weekly Return of Births and Deaths in Manchester and Salford.

Causes of Death.	Ancoats District, Mr. Royston.	St. George's Dis., Mr. Worthington.	Market-st. Dis., Mr. A. Gardiner.	London-rd. Dis., Dr. Johns.	Deansgate Dis., Mr. Leigh.	Greengate Dis., Mr. Bower.	Regent-rd. Dis., Mr. Tiplle.	*Pendleton Dis., Mr. Bowker.	Chorlton-on-M., Mr. Rowley.	Hulme Township, Mr. Sorby.	Ardwick Tnshp., Mr. Hallsworth.	TOTAL.	Corresponding week last year.
Small Pox.....	+4	1	1	31	1	..	8	..
Measles.....	1	1	1	1	4	7
Whooping-cough.....	1	1	1	5	23
Scarlatina.....	12	4	1	1	..	18	2
Diarrhœa.....	2	..	2	4	8
Fever.....	+1	1	1	**1	1	1	6	10
Diseases of the Lungs ..	14	6	1	4	1	..	4	..	++14	9	7	68	73
Other causes.....	12	7	17	11	14	19	++10	++10	7	27	8	132	175
TOTAL NO. OF DEATHS.	46	19	20	19	15	20	16	11	22	39	18	245	298
TOTAL NO. OF BIRTHS.	38	39	19	19	14	32	26	23	19	62	21	312	310

* Return from Pendleton District commenced June 28.
 † 1 aged 33 years. ‡ Typhoid. † Confluent, 37 years old. ¶ 1 Diphtheria and 1 Inquest.
 ** Intermittent. †† 1 Inquest. †† 6 Phthisis.

Monthly Return of New Cases of Disease coming under Treatment

*In 11 Charitable Institutions in
St. Marylebone, LONDON. Medical
Officer of Health, Dr. R. D. Thomson.
Population in 1861, 161,680.*

*At Pauper, Charitable, and Public
Institutions in MANCHESTER
and SALFORD.
Population in 1861, 390,815.*

4 Weeks ending 25th October.	5 Weeks ending 29th November.	4 weeks ending 27th December.	TOTAL.	DISEASES.	4 Weeks ending 25th October.	5 Weeks ending 29th November.	4 Weeks ending 27th December.	TOTAL.
1	4	3	8 Small-pox	18	32	46	96
10	24	4	38 Chicken-pox	2	5	2	9
62	143	120	325 Measles	45	105	86	236
69	42	42	153 Scarlatina	38	84	50	172
2	5	6	13 Diphtheria	6	5	2	13
23	55	44	122	.. Whooping-cough ..	53	86	44	183
1	2	..	3 Croup	9	14	10	33
664	420	205	1289 Diarrhœa.....	353	280	132	765
2	4	1	7 Dysentery	46	31	16	93
1	1 Cholera
16	28	17	61 Erysipelas	27	41	23	91
.. Puerperal Fever
24	21	21	66 Insanity	19	27	18	64
552	1095	812	2459	Bronchitis and Catarrh	954	2372	1461	4787
8	9	11	28 Pleurisy }	67	119	96	282
19	33	23	75	... Pneumonia .. }
..	1	3	4 Carbuncle
3382	3920	3055	10357	{ Accidents, and all other Diseases }	3851	5232	3917	13000
4836	5806	4367	15009 TOTAL	5488	8433	5903	19824

Copies of the "Weekly Return" are regularly forwarded to all Public Institutions from which information is received, also to such public officers as are willing to assist the objects of the compilation. They will also be supplied to the Subscribers upon application to the Secretary, at the Committee Rooms of the Association.

Contributors are requested to forward their communications not later than the Monday in the week following that to which they relate

The Committee would also be glad to receive any other information respecting the Health of the several districts.

COMMITTEE ROOMS,
33, PALL MALL, MANCHESTER.

HEALTH AND METEOROLOGY OF MANCHESTER

COMMUNICATED TO THE

Manchester and Salford Sanitary Association.

WEEKLY RETURN.

L. III.] WEEK ENDING SATURDAY, FEBRUARY 28, 1863. [No. 135.

METEOROLOGICAL OBSERVATIONS, TAKEN AT MANCHESTER AND THE NEIGHBOURHOOD.

	Royal Infirmary, M. R. DAY, Esq.	Old Trafford, G. V. VERNON, Esq.	Bowdon, Alderman NEILD.	Thelwall, J. ATKINSON, Esq.	Eccles, T. MACKERETH, Esq.	Ollerenshaw, A. NEILD, Esq.
Barometer.						
Mean @ 32° F.....	INS. 30.124	INS. 30.135	INS. ---	INS. 30.157	INS. 30.129	NO RETURN.
Highest.....	30.256	30.298	---	30.328	30.250	
Lowest.....	30.070	29.935	---	30.000	29.960	
Range.....	0.186	0.363	---	0.328	0.290	
	Unreduced					
Temperature.						
Adopted Mean.....	46.0	44.9	44.1	45.3	45.3	
Range for Week.....	16.0	18.9	19.6	19.0	19.6	
Daily Range.....	8.8	10.9	9.9	9.4	9.5	
Maximum in Shade.....	55.0	54.7	53.4	54.2	53.5	
Minimum in Shade.....	39.0	35.8	33.8	35.2	33.9	
Maximum in Sun.....	---	65.3	75.0	65.8	66.1	
Maximum in Sun: Black bulb in Vacuo.....	---	81.3	---	85.0	---	
Minimum on Grass.....	---	29.0	30.4	31.0	34.9	
Temperature in Ground at surface.....	---	41.96	---	---	---	
Temperature 6 inches below.....	---	41.81	---	---	---	
Temperature 12 inches below.....	---	41.75	---	---	---	
Temperature of Evaporation.....	44.3	44.1	43.2	44.0	43.6	
Temperature of Dew Point.....	42.3	45.1	42.1	42.5	41.6	
Temperature of Air—Dew Point.....	3.7	1.8	2.0	2.8	3.7	
Hygrometrical condition of the Atmosphere						
Weight of Vapour in a cubic foot of Air.....	GRS. 3.16	GRS. 3.24	GRS. 3.05	GRS. 3.07	GRS. 2.99	
Required to Saturate do.....	0.44	0.15	0.26	0.39	0.47	
Weight of a cubic foot of Air.....	551.7	552.9	554.1	552.8	552.4	
Degree of Humidity (Saturation—1,000)....	0.881	0.936	0.929	0.899	0.874	
Water in a vertical column of the Atmosphere.....	INS. 3.73	INS. 3.84	INS. 3.70	INS. 3.76	INS. 3.63	
Elastic force of Vapour.....	0.270	0.278	0.268	0.272	0.263	
Clouds (Covered—10 Clear—0).....	---	9.4	---	8.3	8.9	
Prevailing Winds.....	---	S, SE	S, NW	W, SW	W, SW.	
Rain.....	---	0.058	0.100	0.085	0.055	
Days on which it fell.....	---	3	2	3	3	
Ozonometer.						
Moffat (0—10).....	---	2.14	3.00	---	2.29	
Schonbein (0—10).....	---	2.00	---	5.35	---	
Daily Evaporation.....	INS. 0.041	INS. 0.020	INS. 0.021	INS. 0.031	INS. 0.040	
Weekly Evaporation.....	0.287	0.140	0.147	0.217	0.280	

There were 8 barometric oscillations during the week, the amount being 0.642 of an inch. There were 4 temperature oscillations at 9 a.m., the amount being 9.4°.

The mean temperature of the week was 5.0° above the average of the last fourteen years, and 5.2° above corresponding week of last year.

The stations, in the order of mean temperature, stand as follows:—Royal Infirmary, highest; Eccles, Thelwall, Old Trafford, and Bowdon, lowest.

The degree of humidity was the highest at Old Trafford and the lowest at Eccles. Ozone occurred on 3 days at Old Trafford, on 6 days at Bowdon and Thelwall, and on 4 days at Eccles.

The fall of rain during February, in the order of amount, has been as follows:—

	Fall in Inches.	Days on which it Fell.
Old Trafford.....	0.941	16
Eccles.....	0.872	16
Thelwall.....	0.763	14
Bowdon.....	0.730	11

Eccles,
or Manchester.

THOMAS MACKERETH, M.B.M.S.

MANCHESTER AND SALFORD

RETURN FROM PAUPER, CHARITABLE, AND PUBLIC INSTITUTIONS New Cases of Disease coming under Treatment

MANCHESTER.														
Area in Statute Acres	Manchester Township 1,645													
Population in 1861	" " 185,050													
DISEASES.	POOR LAW DISTRICTS.							PUBLIC INSTITUTIONS.						
	St. Peter's	St. Andrew's	St. George's	Cathedral	St. Jude's	St. Michael's	Total of Districts.	Workhouse.	ROYAL INFIRMARY.			CHILDREN		
									In-patients.	Out-patients.	District I.	District II.	District III.	St. Mary's Hospital.
1	2	3	4	5	6	7	8	9	10	11	12	13	14	
Small-pox	4	4	1	1	..	10	1	3	2
Chicken-pox
Measles	3	1	1	1	6	2	1	2
Scarlatina	1	..	5	1	7	3	..	2	..
Diphtheria
Whooping-cough	1	1
Croup
Diarrhoea	3	1	..	4	3	..	10	7	1
Dysentery	1	1	3	1
Continued Fever	4	1	6	*8	..	+2	21	2	*1	1	1	6
Erysipelas	1	1	1	1	1	1	..
Rheumatism	4	2	..	3	..	1	10	2	1	30	1	2	3	..
Neuralgic Affections	25	2	..
Constitutional Syphilis	9	..	14
Phthisis	2	1	1	4	2	2	12	3	1
Insanity	3
Bronchitis, Influenza & Catarrh	8	23	13	5	23	6	78	4	2	36	4	5	4	10
Pleurisy and Pneumonia	1	1	2	2	1	..	2
Skin Diseases	1	2	2	5	12	..	17	8
Dyspepsia	1	1	1	2	5	18	..	2	..	1
Accidents and diseases not classified	43	21	15	10	18	26	133	52	23	206	6	5	9	50
TOTAL	66	59	47	30	44	41	287	95	33	372	11	19	25	89

* 1 Typhus.

+ Fabricula.

Medical Officers to whom the Asso

- | | | | |
|-------------------------|-----------------------|-----------------------|-----------------|
| (1) Mr. R. M. MANN. | (3) Mr. C. S. BOMPAS, | (9) Mr. EDWIN H. ROE, | (13) Mr. H. RUN |
| (2) " J. BROADBENT, | (6) " EVAN THOMAS, | (10) " S. M. BRADLEY, | (14) Dr. WHITE |
| (3) " JOHN ARMSTRONG, | (7) " C. H. BRADDON, | (11) " T. S. SMITH, | (15) Mr. W. GOL |
| (4) Dr. J. O. FLETCHER, | (8) " M. ROWLAND DAY, | (12) " T. S. SMITH, | (16) " J. TEAL |

ANITARY ASSOCIATION.

ONS OF MANCHESTER AND ADJOINING DISTRICTS.

Week ending the 28th day of February, 1863.

SALFORD.				HULME.			CHORLTON.	ARDWICK.	PENDLETON AND PENDLEBURY.					DEATHS.	
1,329				477			646	508	2650			Area in Statute Acres.			
70,967				68,209			44,850	21739	24,448			Population in 1861.			
Greengate.	PUBLIC INSTITUTIONS.			POOR LAW DISTRICTS.			Poor Law District.	Dispensary.	Poor Law District.	Ardwick & Ancells Dispensary.	Chorlton Union Work-house.	Total.	Corresponding Week last Year.	DISEASES.	28
	Workhouse.	Dispensary.	New Bailey	St. George's.	Medlock.	St. Philip's									
16	17	18	19	20	21	22	23	24	25	26	27				
..	..	1	1	2	..	20	..	Small-pox
..	2	Chicken-pox
..	1	5	3	1	..	21	12	Measles	1
..	1	1	..	14	6	Scarlatina	1
..	Diphtheria
..	1	1	1	5	25	Whooping-cough
..	1	1	1	Croup
3	..	5	4	1	39	37	Diarrhoea
1	1	7	6	Dysentery
..	..	1	..	2	2	..	1	1	41	47	Continued Fever	3
..	2	7	9	Erysipelas
1	..	7	..	6	4	..	1	5	2	2	1	78	47	Rheumatism	1
1	28	12	Neuralgic Affections
1	..	5	1	1	31	24	Constitutional Syphilis	..
1	..	9	..	1	1	1	2	1	3	45	59	Phthisis	12
..	3	1	7	6	Insanity
13	3	35	8	10	12	29	25	15	5	16	4	321	267	Bronchitis, Influenza, and Catarrh.....	10
..	..	2	3	4	16	14	Pleurisy & Pneumonia.	4
2	8	7	..	1	1	4	67	48	Skin Disease.....	..
3	1	11	..	2	7	2	3	6	8	2	..	73	58	Dyspepsia
27	9	101	4	9	15	5	9	44	17	19	24	776	572	Accidents and diseases not classified.....	30
53	24	184	16	32	43	41	41	83	43	44	36	1597	1252	TOTAL.....	62

s indebted for the annexed Returns.

(17) Mr. T. F. BROWNBILL
 (18) " J. O. BRADBURY,
 (19) " W. B. STOTT,
 (20) " JOHN SMITH,

(21) Dr. ALEX. WILSON,
 (22) Mr. H. M. WILLIAMSON
 (23) Mr. JOSEPH FOSTER,
 (24) " JOHN RAYNER,

(25) Mr. J. V. L. WESTMACOTT,
 (26) " A. F. PENNINGTON,
 (27) " W. H. HUGHES.

Weekly Return of Births and Deaths in Manchester and Salford.

Causes of Death.	Ancroats District, Mr. Royston.	St. George's Dis., Mr. Worthington.	Market-st. Dis., Mr. A. Gardiner.	London-rd. Dis., Dr. Johns.	Deansgate Dis., Mr. Leigh.	Greengate Dis., Mr. Bowce.	Regent-rd. Dis., Mr. Tipple.	*Pendleton Dis., Mr. Bowker.	Chorlton-on-M., Mr. Rowley.	Hulme Township, Mr. Sory.	Ardswick Tashp., Mr. Hallsworth.	TOTAL.	Corresponding week last year.
Small Pox	21	1	1
Measles	3	1	1	1	6	6
Whooping-cough.....	1	1	1	..	3	23
Scarlatina	1	2	..	2	1	1	1	3	..	11	2
Diarrhœa	1	1	1	3	7
Fever	23	..	21	1	8	6
Diseases of the Lungs ..	14	10	1	7	1	15	5	..	4	14	6	77	66
Other causes.....	8	8	13	6	12	6	13	12	7	17	7	109	131
TOTAL NO. OF DEATHS.	30	21	15	16	14	22	21	13	13	38	15	218	242
TOTAL NO. OF BIRTHS.	50	37	19	25	27	31	25	17	32	59	19	341	307

* Return from Pendleton District commenced June 28.
 † 1 Fyphus. ‡ Variola Confluens. § 3 Inquests.

Monthly Return of New Cases of Disease coming under Treatment

*In 11 Charitable Institutions in
St. Marylebone, LONDON. Medical
Officer of Health, Dr. R. D. Thomson,
Population in 1861, 161,680.*

*At Pauper, Charitable, and Public
Institutions in MANCHESTER
and SALFORD.
Population in 1861, 390,815.*

5 Weeks ending 29th November.	4 weeks ending 27th December.	5 Weeks ending 31st January.	TOTAL.	DISEASES.	5 Weeks ending 29th November.	4 Weeks ending 27th December.	5 Weeks ending 31st January.	TOTAL.
4	3	10	17 Small-pox	32	46	83	161
24	4	7	35 Chicken-pox	5	2	4	11
143	120	106	369 Measles	105	86	154	345
42	42	64	148 Scarlatina	84	50	39	173
5	6	8	19 Diphtheria	5	2	4	11
55	44	71	170	.. Whooping-cough ..	86	44	65	195
2	..	4	6 Croup	14	10	6	30
420	205	207	832 Diarrhœa.....	280	132	183	595
4	1	3	8 Dysentery	31	16	30	77
.. Cholera
28	17	38	83 Erysipelas	41	23	35	99
.. Puerperal Fever
21	21	25	67 Insanity	27	18	40	85
1095	812	1041	2951	Bronchitis and Catarrh	2372	1461	1675	5508
9	11	11	31 Pleurisy	119	96	86	301
33	23	24	80	... Pneumonia .. }
1	3	8	12 Carbuncle
3920	3055	4483	11458	{ Accidents, and all other Diseases }	5232	3917	5662	14811
5806	4367	6113	16286 TOTAL	8433	5903	8066	22402

In February, 1861, the Committee decided to omit from this table "Continued Fever" and "Rheumatic Fever." At that time it was intended that, though not specified, both should be added to the unclassified cases at the end of the list. By an oversight, which is this week corrected, they have, during the last two years, been altogether omitted.

Copies of the "Weekly Return" are regularly forwarded to all Public Institutions from which information is received, also to such public officers as are willing to assist the objects of the compilation. They will also be supplied to the Subscribers upon application to the Secretary, at the Committee Rooms of the Association.

Contributors are requested to forward their communications not later than the Monday in the week following that to which they relate.

The Committee would also be glad to receive any other information respecting the Health of the several districts.

COMMITTEE ROOMS,
33, PALL MALL, MANCHESTER.

HEALTH AND METEOROLOGY OF MANCHESTER

COMMUNICATED TO THE

Manchester and Salford Sanitary Association.

WEEKLY RETURN.

VOL. III.] WEEK ENDING SATURDAY; MARCH 7, 1863. [No. 136.

METEOROLOGICAL OBSERVATIONS, TAKEN AT MANCHESTER AND THE NEIGHBOURHOOD.

	Royal Infirmary, M. R. DAY, Esq.	Old Trafford, G. V. VERNON, Esq.	Bowdon, Alderman NEILD.	Thelwall, J. ATKINSON, Esq.	Eccles, T. MACKERETH Esq.	Olderenshaw, A. NEILD, Esq.
Barometer.						
Mean @ 32° F.	INS. 29.476	INS. (a) 29.624	INS. —	INS. (a) 29.588	INS. (a) 29.593	NO RETURN.
Highest.....	29.704	29.755	—	29.792	29.732	
Lowest.....	29.366	29.143	—	29.148	29.112	
Range.....	0.338	0.612	—	0.644	0.620	
Temperature.						
Adopted Mean	47.5	47.0	45.6	46.6	45.1	
Range for Week	22.0	25.7	24.6	25.7	24.5	
Daily Range.....	13.2	17.8	17.5	15.4	12.9	
Maximum in Shade	63.0	64.0	60.6	61.5	61.0	
Minimum in Shade	41.0	38.3	36.0	35.8	37.5	
Maximum in Sun	—	76.0	73.8	68.2	77.1	
Maximum in Sun: Black bulb in Vacuo....	—	96.2	—	91.5	—	
Minimum on Grass	—	31.0	33.2	31.0	36.9	
Temperature in Ground at surface	—	43.54	—	—	—	
Temperature 6 inches below	—	43.73	—	—	—	
Temperature 12 inches below	—	44.34	—	—	—	
Temperature of Evaporation	44.9	46.1	44.2	44.4	45.1	
Temperature of Dew Point	42.0	45.1	42.6	41.9	41.8	
Temperature of Air—Dew Point	5.5	1.9	3.0	4.7	6.3	
Hygrometrical condition of the Atmosphere.						
Weight of Vapour in a cubic foot of Air.....	GRS. 3.12	GRS. 3.47	GRS. 3.10	GRS. 3.06	GRS. 3.02	
Required to Saturate do	0.63	0.33	0.42	0.60	0.80	
Weight of a cubic foot of Air	538.1	540.5	542.9	541.0	540.7	
Degree of Humidity (Saturation—1,000)	0.823	0.937	0.894	0.846	0.791	
Water in a vertical column of the Atmosphere						
Elastic force of Vapour.....	INS. 3.69	INS. 4.16	INS. 3.77	INS. 3.67	INS. 3.66	
Clouds (Covered—10 Clear—0).....	0.267	0.301	0.273	0.266	0.265	
Prevaling Winds	—	4.0	—	4.9	3.9	
Rain	—	S, SE	S, SW	S	S, SE.	
Days on which it fell.....	—	0.322	0.070	0.087	0.315	
	—	3	2	4	3	
Ozonometer.						
Moffat (0—10)	—	4.43	4.57	—	1.29	
Schonbein (0—10)	—	3.57	—	3.85	—	
Daily Evaporation.....	INS. 0.062	INS. 0.022	INS. 0.033	INS. 0.052	INS. 0.071	
Weekly Evaporation.....	0.434	0.154	0.231	0.364	0.497	

(a) Reduced to sea level.

There were 4 barometric oscillations during the week, the amount being 1.072 inches. There were 4 temperature oscillations at 9 a.m., the amount being 24.8°.

The mean temperature of the week was 8.0° above the average of the last fourteen years, and 10.5° above the corresponding week of last year.

The stations, in the order of mean temperature for the week, stand as follows:—Eccles, highest; Royal Infirmary, Old Trafford, Thelwall, and Bowdon, lowest.

The degree of humidity was the highest at Old Trafford and the lowest at Eccles.

Ozone occurred on 4 days at Old Trafford, on 7 days at Bowdon, on 5 days at Thelwall, and on 3 days at Eccles.

Eccles,
Near Manchester.

THOMAS MACKERETH, M.B.M.S.

MANCHESTER AND SALFORD

RETURN FROM PAUPER, CHARITABLE, AND PUBLIC New Cases of Disease coming under Treatment

MANCHESTER.															
Area in Statute Acres	Manchester Township 1,645														
Population in 1861	" " 185,050														
DISEASES.	POOR LAW DISTRICTS.						PUBLIC INSTITUTIONS.								
	St. Peter's	St. Andrew's	St. George's	Cathedral	St. Jude's	St. Michael's	Total of Districts.	ROYAL INFIRMARY.					CHILDREN		
								Workhouse.	In-patients.	Out-patients.	District I.	District II.	District III.	St. Mary's Hospital.	Clinical Hospital.
1	2	3	4	5	6	7	8	9	10	11	12	13	14		
Small-pox	2	12	..	7	..	21	6	2	1	2	..	1
Chicken-pox	1
Measles	1	2	2	5	1
Scarlatina	1	3	4	..	2	..	4	4	1	4	..
Diphtheria	1
Whooping-cough	4	4	7	3	..
Croup
Diarrhoea.....	1	4	..	1	..	3	9	7	3	..
Dysentery	1	..	1	3	5	6
Continued Fever.....	..	2	3	*3	..	†2	10	3	1	..	6
Erysipelas	1	..	1	4	1
Rheumatism	3	6	1	..	2	1	13	5	1	33	2	..	3	1	..
Neuralgic Affections.....	1	1	2	13	1
Constitutional Syphilis	1	..	1	2	6	..	3	2
Phthisis	1	2	3	6	1	31	1	..	4	3	2
Insanity
Bronchitis, Influenza & Catarrh	7	25	12	14	29	6	93	8	1	83	9	4	3	17	4
Pleurisy and Pneumonia....	2	2	..	1	15	1	1	1	1	3
Skin Diseases.....	3	2	5	6	16	12	..	33	1	5	..
Dyspepsia	2	3	2	1	8	1	..	29	1	..	2	3	1
Accidents and diseases not classified.....	29	19	8	13	11	32	112	38	21	312	6	12	11	62	3
TOTAL	50	66	48	38	53	55	310	89	29	559	27	22	27	119	22

* Febricula.

† 1 Maculated and 1 Febricula.

Medical Officers to whom the Associ

- | | | | |
|-------------------------|-----------------------|-------------------------|------------------|
| (1) Mr. R. M. MANN. | (5) Mr. C. S. BOMPAS, | (9) } Mr. EDWIN H. ROE, | (13) Mr. H. RUNC |
| (2) " J. BROADBENT, | (6) " EVAN THOMAS, | (10) } " S. M. BRADLEY, | (14) Dr. WHITEH |
| (3) " JOHN ARMSTRONG, | (7) " C. H. BRADDON, | (11) } " T. S. SMITH, | (15) Mr. W. GOLL |
| (4) Dr. J. O. FLETCHER, | (8) " M. ROWLAND DAY, | (12) } | (16) " J. TEALE |

NITARY ASSOCIATION.

S OF MANCHESTER AND ADJOINING DISTRICTS.

Week ending the 7th day of March, 1863.

SALFORD.			HULME.			CHORLTON.	ARDWICK.	PENDLETON AND PENDLEBURY.			Area in Statute Acres. Population in 1861.		DISEASES.	DEATHS.			
1,329			477			646 ..	508.	2650.....			24,448						
70,967			68,209			44,850..	21739	24,448									
PUBLIC INSTITUTIONS.			POOR LAW DISTRICTS			Poor Law District.		Poor Law District.		Ardwick & Ancoats Dispensary.		Chorlton Union Workhouse.		Total.	Corresponding Week last Year.	DISEASES.	DEATHS.
Workhouse.	Dispensary.	New Bailey	St. George's.	Medlock.	St. Philip's	Poor Law District.	Dispensary.	Poor Law District.	Ardwick & Ancoats Dispensary.	Chorlton Union Workhouse.	Total.	Corresponding Week last Year.	DISEASES.				
17	18	19	20	21	22	23	24	25	26	27							
1	1	2	1	..	4	3	45	..	Small-pox	1			
..	1	3	Chicken-pox			
..	2	..	3	..	6	1	..	18	8	Measles			
1	1	1	22	6	Scarlatina			
..	1	2	..	Diphtheria			
1	..	1	..	1	3	20	24	Whooping-cough			
..	1	Croup			
4	..	1	5	1	3	1	1	40	23	Diarrhœa			
1	12	4	Dysentery			
..	..	2	..	1	1	1	2	30	38	Continued Fever	1			
..	1	..	1	8	2	Erysipelas			
3	1	6	..	1	1	3	5	3	2	1	84	60	Rheumatism			
..	..	1	..	1	1	2	21	12	Neuralgic Affections			
..	..	3	1	2	2	21	18	Constitutional Syphilis	..			
..	..	10	1	1	2	3	..	1	69	55	Phthisis	7			
3	3	..	4	1	11	12	Insanity			
9	2	28	..	12	15	11	17	20	7	10	7	360	251	Bronchitis, Influenza, and Catarrh.....	7		
..	..	1	1	3	..	1	31	15	Pleurisy & Pneumonia.	3			
1	5	4	..	1	5	..	2	4	89	40	Skin Disease.....	..			
..	..	12	1	6	3	6	4	8	1	1	88	48	Dyspepsia			
2	5	104	2	16	10	3	12	36	1	23	19	835	534	Accidents and diseases not classified.....	24		
6	17	175	12	32	41	18	44	79	40	43	43	1807	1154	TOTAL.....	43		

debted for the annexed Returns.

(17) Mr. T. F. BROWNBILL
 (18) " J. O. BRADBURY,
 (19) " W. B. STOTT,
 (20) " JOHN SMITH,

(21) Dr. ALEX. WILSON,
 (22) Mr. H. M. WILLIAMSON
 (23) Mr. JOSEPH FOSTER,
 (24) " JOHN RAYNER,

(25) Mr. J. V. L. WESTMACOTT,
 (26) " A. F. PENNINGTON,
 (27) " W. H. HUGHES.

Weekly Return of Births and Deaths in Manchester and Salford.

Causes of Death.	Ancotes District, Mr. Royston.	St. George's Dis., Mr. Worthington.	Market-st. Dis., Mr. A. Gardner.	London-rd. Dis., Dr. Johns.	Deansgate Dis., Mr. Leigh.	Greengate Dis., Mr. Bower.	Regent-rd. Dis., Mr. Tipler.	*Pendleton Dis., Mr. Bowker.	Choriton-on-M., Mr. Rowley.	Hulme Township, Mr. Sorby.	Arwick Tnshp., Mr. Hallsworth.	TOTAL.	Corres- ponding week last year.
Small Pox.....	6	1	1	1	3	12	13
Measles	2	..	1	1	1	..	5	19
Whooping-cough.....	3	3	1	1	8	2
Scarlatina.....	1	1	2	3
Diarrhoea	1	..	+1	1	+5	1	1	..	10	7
Fever	20	8	..	7	..	9	4	12	5	65	71
Diseases of the Lungs ..	2	11	18	11	8	26	23	7	12	24	4	126	134
Other causes.....
TOTAL NO. OF DEATHS.	42	22	20	21	13	20	13	7	18	39	13	228	249
TOTAL NO. OF BIRTHS.	47	35	25	20	18	25	32	26	35	55	16	334	286

* Return from Pendleton District commenced June 28.
 + Typhus. † Typhoid. ‡ 1 Diphtheria.

Monthly Return of New Cases of Disease coming under Treatment

*In 11 Charitable Institutions in
St. Marylebone, LONDON. Medical
Office of Health, Dr. R. D. Thomson.
Population in 1861, 161,680.*

*At Pauper, Charitable, and Public
Institutions in MANCHESTER
and SALFORD.
Population in 1861, 390,815.*

5 Weeks ending 29th November.	4 weeks ending 27th December.	5 Weeks ending 31st January.	TOTAL.	DISEASES.	5 Weeks ending 29th November.	4 Weeks ending 27th December.	5 Weeks ending 31st January.	TOTAL.
4	3	10	17 Small-pox	32	46	83	161
24	4	7	35 Chicken-pox	5	2	4	11
143	120	106	369 Measles	105	86	154	345
42	42	64	148 Scarlatina	84	50	39	173
5	6	8	19 Diphtheria	5	2	4	11
55	44	71	170	.. Whooping-cough ..	86	44	65	195
2	..	4	6 Croup	14	10	6	30
420	205	207	832Diarrhoea... ..	280	132	183	595
4	1	3	8 Dysentery	31	16	30	77
.. Cholera
28	17	38	83 Erysipelas	41	23	35	99
.. Puerperal Fever
21	21	25	67 Insanity	27	18	40	85
1095	812	1044	2951	Bronchitis and Catarrh	2372	1461	1675	5508
9	11	11	31 Pleurisy
33	23	24	80	... Pneumonia .. }	119	96	86	301
1	3	8	12 Carbuncle
3920	3055	4483	11458	{ Accidents, and all other Diseases }	5232	3917	5662	14811
5806	4367	6113	16286 TOTAL	8433	5903	8066	22402

In February, 1861, the Committee decided to omit from this table "Continued Fever" and "Rheumatic Fever." At that time it was intended that, though not specified, both should be added to the unclassified cases at the end of the list. By an oversight, which is this week corrected, they have, during the last two years, been altogether omitted.

Copies of the "Weekly Return" are regularly forwarded to all Public Institutions from which information is received, also to such public officers as are willing to assist the objects of the compilation. They will also be supplied to the Subscribers upon application to the Secretary, at the Committee Rooms of the Association.

Contributors are requested to forward their communications not later than the Monday in the week following that to which they relate

The Committee would also be glad to receive any other information respecting the Health of the several districts.

COMMITTEE ROOMS,
33, FALL MALL, MANCHESTER.

HEALTH AND METEOROLOGY OF MANCHESTER

COMMUNICATED TO THE

Manchester and Salford Sanitary Association.

WEEKLY RETURN.

Vol. III.] WEEK ENDING SATURDAY, MARCH 14, 1863. [No. 137.

METEOROLOGICAL OBSERVATIONS, TAKEN AT MANCHESTER AND THE NEIGHBOURHOOD.

	Royal Infirmary, M. R. DAY, Esq.	Old Trafford, G. V. VERNON, Esq.	Bowdon, Alderman NIELD.	Thelwall, J. ATKINSON, Esq.	Eccles, T. MACKERETH Esq.	Ollerenshaw, A. NIELD, Esq.	
Barometer.							
Mean @ 32° F.....	INS. 29.284	INS. (a)29.444	INS. —	INS. (a)29.422	INS. (a)29.420	NO RETURN.	
Highest.....	29.488	29.539	—	29.608	29.532		
Lowest.....	29.148	29.084	—	29.104	29.062		
Range.....	0.240	0.455	—	0.504	0.470		
Temperature.							
Adopted Mean.....	37.9	37.0	36.4	37.0	37.1	NO RETURN.	
Range for Week.....	15.0	22.7	23.3	19.7	23.7		
Daily Range.....	9.3	13.2	13.7	12.5	12.9		
Maximum in Shade.....	47.0	50.7	51.8	47.4	50.7		
Minimum in Shade.....	32.0	28.0	28.5	27.7	27.0		
Maximum in Sun.....	—	64.4	72.6	64.0	66.5		
Maximum in Sun: Black bulb in Vacuo....	—	77.3	—	87.5	—		
Minimum on Grass.....	—	22.8	24.3	25.1	23.7		
Temperature in Ground at surface.....	—	37.77	—	—	—		
Temperature 6 inches below.....	—	38.79	—	—	—		
Temperature 12 inches below.....	—	40.81	—	—	—		
Temperature of Evaporation.....	36.3	36.9	36.4	35.9	35.8		
Temperature of Dew Point.....	34.2	36.8	36.4	34.3	34.0		
Temperature of Air—Dew Point.....	3.7	0.2	0.0	2.7	3.1		
Hygrometrical condition of the Atmosphere.							
Weight of Vapour in a cubic foot of Air.....	GRS. 2.30	GRS. 2.57	GRS. 2.54	GRS. 2.23	GRS. 2.25		NO RETURN.
Required to Saturate do.....	0.39	0.03	0.00	0.32	0.36		
Weight of a cubic foot of Air.....	545.4	546.7	546.0	549.1	549.0		
Degree of Humidity (Saturation—1,000)....	0.865	0.991	1.000	0.907	0.887		
Water in a vertical column of the Atmosphere							
Elastic force of Vapour.....	INS. 2.72	INS. 3.01	INS. 2.97	INS. 2.73	INS. 2.70	NO RETURN.	
Clouds (Covered—10 Clear—0).....	0.197	0.218	0.215	0.198	0.196		
Days on which it fell.....	—	8.0	—	5.8	8.6		
Prevailing Winds.....	—	N,E	W,NE	W,NW,SE	W,NE	NO RETURN.	
Rain.....	—	0.391	0.520	0.676	0.545		
Days on which it fell.....	—	5	5	6	5		
Ozonometer.							
Moffat (0—10).....	—	0.71	0.57	—	2.57	NO RETURN.	
Schonbein (0—10).....	—	0.71	—	2.57	—		
Daily Evaporation.....	INS. 0.031	INS. 0.002	INS. 0.000	INS. 0.022	INS. 0.025	NO RETURN.	
Weekly Evaporation.....	0.217	0.014	0.000	0.154	0.175		

(a) Reduced to sea level.

There were 6 barometric oscillations during the week, the amount being 1.614 inches. There were 5 temperature oscillations at 9 a.m., the amount being 10.2°.

The mean temperature of the week was 4.2° below the average of the last fourteen years, and 10.1° below the corresponding week of last year, and lower than any corresponding week of the last fourteen years.

The stations, in the order of mean temperature for the week, stand as follows:—Royal Infirmary, highest; Eccles, Thelwall, Old Trafford, and Bowdon, lowest.

The degree of humidity was the highest at Bowdon, the air being fully saturated with moisture, and the lowest at the Royal Infirmary. The humidity has been very high at all the stations.

Ozone occurred on 5 days at Thelwall, on 3 days at Eccles, and on 1 day at Bowdon and Old Trafford.

Eccles,
near Manchester.

THOMAS MACKERETH, M.B.M.S.

MANCHESTER AND SALFORD

RETURN FROM PAUPER, CHARITABLE, AND PUBLIC New Cases of Disease coming under Treatment

		MANCHESTER.														
Area in Statute Acres		Manchester Township 1,645														
Population in 1861		" " 185,050														
DISEASES.	POOR LAW DISTRICTS.							PUBLIC INSTITUTIONS.								
	St. Peter's	St. Andrew's	St. George's	Cathedral	St. Jude's	St. Michael's	Total of Districts.	ROYAL INFIRMARY.					CHILDREN			
								Workhouse.	In-patients.	Out-patients.	District I.	District II.	District III.	St. Mary's Hospital.	Clinical Hospital.	City Gaol.
1	2	3	4	5	6	7	8	9	10	11	12	13	14	15		
Small-pox	1	2	5	..	4	..	12	14	2	
Chicken-pox	
Measles	1	..	1	..	1	2	5	2	1	..	1	..	
Scarlatina	1	1	2	2	3	3	
Diphtheria	
Whooping-cough	1	..	1	1	1	..	
Croup	
Diarrhoea	2	1	3	12	..	1	1	..	4	
Dysentery	1	1	1	
Continued Fever	*5	..	5	*5	1	+4	20	6	1	§4	..	9	2	
Erysipelas	1	
Rheumatism	4	8	..	2	2	2	18	3	2	33	1	1	2	..	1	
Neuralgic Affections	1	4	1	..	1	
Constitutional Syphilis	1	1	2	8	..	14	
Phthisis	1	..	1	2	22	2	3	4	1	2	
Insanity	1	1	5	
Bronchitis, Influenza & Catarrh	7	22	8	7	19	7	70	14	..	43	5	1	2	10	1	
Pleurisy and Pneumonia	2	1	3	1	
Skin Diseases	1	3	1	2	..	1	8	5	..	17	6	..	
Dyspepsia	1	5	1	7	..	1	25	1	2	1	
Accidents and diseases not classified	25	30	15	6	9	11	96	28	+36	284	5	7	9	45	5	
TOTAL	48	74	38	23	37	31	251	86	43	454	17	21	23	69	17	8

* Febricula.

+ 2 Maculated Typhus and 2 Febricula.

‡ 1 Purpura.

Medical Officers to whom the Associates

- | | | | |
|--|--|---|--|
| (1) Mr. R. M. MANN.
(2) " J. BROADBENT,
(3) " JOHN ARMSTRONG,
(4) Dr. J. O. FLETCHER, | (5) Mr. C. S. BOMPAS,
(6) " EVAN THOMAS,
(7) " C. H. BRADDON,
(8) " M. ROWLAND DAY, | (9) } Mr. EDWIN H. ROE,
(10) } " S. M. BRADLEY,
(11) } " T. S. SMITH,
(12) } | (13) Mr. H. RUNCOR
(14) Dr. WHITEHEAD
(15) Mr. W. GOLLAN
(16) " J. TEALE, |
|--|--|---|--|

SANITARY ASSOCIATION.

OF MANCHESTER AND ADJOINING DISTRICTS.

Week ending the 14th day of March, 1863.

SALFORD.			HULME.			CHORLTON.	ARDWICK.	PENDLETON AND PENDLEBURY.					DEATHS.	
1,329	477	646	508	2650	Area in Statute Acres.									
70,967	68,209	44,850	21739	24,448	Population in 1861.									
PUBLIC INSTITUTIONS.			POOR LAW DISTRICTS								Corresponding Week last Year.	DISEASES.		
Workhouse.	Dispensary.	New Bailey	St. George's.	Medlock.	St. Philip's	Poor Law District.	Dispensary.	Poor Law District.	Ardwick & Ancoats Dispensary.	Chorlton Union Workhouse.				Total.
17	18	19	20	21	22	23	24	25	26	27			28	
1	1	32	1	Small-pox
..	1	1	1	Chicken-pox
..	1	3	3	1	..	17	5	Measles
..	1	..	2	1	14	2	Scarlatina	4
..	1	1	..	Diphtheria	2
..	2	5	22	Whooping-cough	1
..	1	..	2	1	4	1	Croup	1
..	1	4	3	1	1	1	..	33	30	Diarrhoea	1
..	2	1	Dysentery
..	2	1	1	46	41	Continued Fever	1
..	1	8	Erysipelas
..	5	3	1	1	1	..	3	..	2	4	82	54	Rheumatism
..	1	1	9	11	Neuralgic Affections
..	4	2	..	1	..	31	24	Constitutional Syphilis	1
..	9	2	3	1	..	1	52	56	Phthisis	6
2	8	10	Insanity
..	25	4	4	7	9	10	13	1	8	2	233	244	Bronchitis, Influenza, and Catarrh	8
..	2	2	8	10	Pleurisy & Pneumonia.	3
2	3	..	1	1	..	2	3	1	..	3	52	73	Skin Disease.....	..
..	11	..	1	4	2	5	4	2	66	61	Dyspepsia
5	56	3	8	6	4	9	23	13	14	27	689	628	Accidents and diseases not classified.....	32
10	118	14	19	22	18	30	62	27	27	37	1386	1283	TOTAL.....	60

‡ 1 Maculated Typhus. ¶ Aged 12 and 14 years : not vaccinated.

Debited for the annexed Returns.

- | | | |
|--|---|---|
| 7) Mr. T. F. BROWNBILL
8) " J. O. BRADBURY,
9) " W. B. STOTT,
10) " JOHN SMITH, | (21) Dr. ALEX. WILSON,
(22) Mr. H. M. WILLIAMSON
(23) Mr. JOSEPH FOSTER,
(24) " JOHN RAYNER, | (25) Mr. J. V. L. WESTMACOTT,
(26) " A. F. PENNINGTON,
(27) " W. H. HUGHES. |
|--|---|---|

Weekly Return of Births and Deaths in Manchester and Salford.

Causes of Death.	Ancoats District, Mr. Royston.	St. George's Dis., Mr. Worthington.	Market-st. Dis., Mr. A. Gardiner.	London-rd. Dis., Dr. Johns.	Deansgate Dis., Mr. Leigh.	Greenigate Dis., Mr. Bower.	Regent-rd. Dis., Mr. Tipple.	*Pendleton Dis., Mr. Bowker.	Chorlton-on-M., Mr. Rowley.	Hulme Township, Mr. Sorby.	Arwick Tnsbp., Mr. Hallsworth.	TOTAL.	Corres- ponding week last year.
Small Pox	3	1	2	1	3	..	
Measles	9	10	
Whooping-cough	1	..	1	3	7	23	
Scarlatina	7	6	..	1	1	1	3	..	24	5	
Diarrhoea	2	1	..	3	2	..	6	6	
Fever	1	+3	..	1	1	1	..	8	10	
Diseases of the Lungs ..	13	4	1	5	..	10	3	..	6	16	10	60	
Other causes.....	20	12	10	5	22	+12	12	6	11	15	6	131	108
TOTAL NO. OF DEATHS.	47	23	14	12	26	29	17	8	22	37	21	256	222
TOTAL NO. OF BIRTHS.	30	30	15	15	17	26	15	18	13	70	16	265	366

* Return from Pendleton District commenced June 28.
 † 1 Typhoid. ‡ 3 Diphtheria and 1 Inquest.

Monthly Return of New Cases of Disease coming under Treatment

In 11 Charitable Institutions in
 St. Marylebone, LONDON. Medical
 Officer of Health, Dr. R. D. Thomson,
 Population in 1861, 161,680.

At Pauper, Charitable, and Public
 Institutions in MANCHESTER
 and SALFORD.
 Population in 1861, 390,815.

4 weeks ending 27th December.	5 Weeks ending 31st January.	4 Weeks ending 28th February.	TOTAL.	DISEASES.	4 Weeks ending 27th December.	5 Weeks ending 31st January.	4 Weeks ending 28th February.	TOTAL.
3	10	11	24 Small-pox	46	83	81	210
4	7	13	24 Chicken-pox	2	4	10	16
120	106	47	273 Measles	86	154	94	334
42	64	40	146 Scarlatina	50	39	60	149
6	8	2	16 Diphtheria	2	4	3	9
44	71	46	161	.. Whooping-cough ..	44	65	35	144
..	4	3	7 Croup	10	6	10	26
205	207	161	573 Diarrhoea	132	183	126	441
1	3	3	7 Dysentery	16	30	28	74
.. Cholera
17	38	21	76 Erysipelas	23	35	14	72
.. Puerperal Fever
21	25	13	59 Insanity	18	40	41	99
812	1044	792	2648	Bronchitis and Catarrh	1461	1675	1245	4381
11	11	4	26 Pleurisy	96	86	56	238
23	24	27	74	... Pneumonia .. }				
3	8	10	21 Carbuncle
3055	4483	4032	11570	{ Accidents, and all other Diseases }	3917	5662	4487	14066
4367	6113	5225	15705 TOTAL	5903	8066	6290	20259

In February, 1861, the Committee decided to omit from this table "Continued Fever" and "Rheumatic Fever." At that time it was intended that, though not specified, both should be added to the unclassified cases at the end of the list. By an oversight, which is this week corrected, they have, during the last two years, been altogether omitted.

Copies of the "Weekly Return" are regularly forwarded to all Public Institutions from which information is received, also to such public officers as are willing to assist the objects of the compilation. They will also be supplied to the Subscribers upon application to the Secretary, at the Committee Rooms of the Association.

Contributors are requested to forward their communications not later than the Monday in the week following that to which they relate

The Committee would also be glad to receive any other information respecting the Health of the several districts.

COMMITTEE ROOMS,
 33, Pall Mall, Manchester.

HEALTH AND METEOROLOGY OF MANCHESTER

COMMUNICATED TO THE

Manchester and Salford Sanitary Association.

WEEKLY RETURN.

VOL. III.] WEEK ENDING SATURDAY, MARCH 21, 1863.

METEOROLOGICAL OBSERVATIONS, TAKEN AT MANCHESTER AND THE NEIGHBOURHOOD.

	Royal Infirmary, M. R. DAY, Esq.	Old Trafford, G. V. VERNON, Esq.	Bowdon, Alderman NEILD.	Thelwall, J. ATKINSON, Esq.	Eccles, T. MACKERETH, Esq.	Ollerenshaw, A. NEILD, Esq.
Barometer.						
Mean @ 32° F.	INS. 29.782	INS. (a) 29.981	INS. —	INS. (a) 29.973	INS. (a) 29.967	NO RETURN.
Highest.....	30.180	30.192	—	30.240	30.160	
Lowest.....	29.162	29.128	—	29.200	29.132	
Range.....	1.018	1.054	—	1.040	1.028	
Temperature.						
Adopted Mean.....	41.1	40.5	39.4	41.1	40.8	
Range for Week.....	22.0	27.9	26.0	26.6	26.6	
Daily Range.....	12.9	17.8	16.0	14.0	14.5	
Maximum in Shade.....	52.0	53.9	52.0	51.6	51.0	
Minimum in Shade.....	30.0	26.0	26.0	25.0	24.4	
Maximum in Sun.....	—	71.7	72.5	70.0	75.8	
Maximum in Sun: Black bulb in Vacuo.....	—	84.6	—	89.5	—	
Minimum on Grass.....	—	17.8	21.4	20.8	20.7	
Temperature in Ground at surface.....	—	35.59	—	—	—	
Temperature 6 inches below.....	—	35.50	—	—	—	
Temperature 12 inches below.....	—	39.91	—	—	—	
Temperature of Evaporation.....	38.5	39.2	38.3	38.4	37.9	
Temperature of Dew Point.....	35.2	37.6	36.9	35.0	34.3	
Temperature of Air—Dew Point.....	5.9	2.9	2.5	6.1	6.5	
Hygrometrical condition of the Atmosphere.						
Weight of Vapour in a cubic foot of Air.....	GRS. 2.39	GRS. 2.61	GRS. 2.55	GRS. 2.37	GRS. 2.30	
Required to Saturate do.....	0.58	0.34	0.29	0.64	0.68	
Weight of a cubic foot of Air.....	551.2	552.1	552.9	554.7	555.0	
Degree of Humidity (Saturation—1,000)	0.800	0.896	0.952	0.793	0.784	
Water in a vertical column of the Atmosphere.....	INS. 2.83	INS. 3.11	INS. 3.02	INS. 2.82	INS. 2.73	
Elastic force of Vapour.....	0.205	0.225	0.219	0.204	0.198	
Clouds (Covered—10 Clear—0).....	—	6.0	—	5.2	5.6	
Prevailing Winds.....	—	W, NE	N, NW	N, NW	NE, NNW	
Rain.....	—	0.030	0.060	0.099	0.046	
Days on which it fell.....	—	1	3	3	3	
Ozonometer.						
Moffat (0—10).....	—	1.28	0.70	—	2.57	
Schonbein (0—10).....	—	1.28	—	3.35	—	
Daily Evaporation.....	INS. 0.053	INS. 0.027	INS. 0.022	INS. 0.054	INS. 0.057	
Weekly Evaporation.....	0.371	0.189	0.154	0.378	0.399	

(a) Reduced to sea level.

There were 5 barometric oscillations during the week, the amount being 2.204 inches. There were 4 temperature oscillations at 9 a.m., the amount being 28.8°.

The mean temperature of the week was 1.1° below the average of the last fourteen years, and 1.3° above, the corresponding week of last year.

The stations, in the order of mean temperature for the week, stand as follows:—Royal Infirmary and Thelwall highest; Eccles, Old Trafford, and Bowdon, lowest.

The degree of humidity was the highest at Bowdon, and the lowest at Eccles.

Ozone occurred on 6 days at Eccles, on 5 days at Thelwall, on 2 days at Old Trafford, and on 1 day at Bowdon.

Eccles,
Near Manchester.

THOMAS MACKERETH, M.B.M.S.

MANCHESTER AND SALES

RETURN FROM PAUPER, CHARITABLE, AND PUBLIC New Cases of Disease coming under Treatment

MANCHESTER.																	
Area in Statute Acres	Manchester Township 1,645																
Population in 1861	" " 185,050																
DISEASES.	POOR LAW DISTRICTS.							PUBLIC INSTITUTIONS.									
	St. Peter's	St. Andrew's	St. George's	Cathedral	St. Jude's	St. Michael's	Total of Districts.	Workhouse.	ROYAL INFIRMARY.					CHILDREN			
									In-patients.	Out-patients.	District I.	District II.	District III.	St. Mary's Hospital.	Clinical Hospital.		
1	2	3	4	5	6	7	8	9	10	11	12	13	14	15			
Small-pox	*4	4	†3	..	3	..	14	9	..	2	1		
Chicken-pox	2	2	..	1	1	2	..		
Measles	1	7	1	..	14	2	25	1	1	1		
Scarlatina	3	1	3	1	8	4	6	2	..		
Diphtheria		
Whooping-cough	2	1	..	3	1	6	..		
Croup	1	1		
Diarrhoea.....	1	2	3	6	4	..	7	2		
Dysentery	1		
Continued Fever.....	†3	†3	2	†7	..	†1	16	..	§4	..	§§1	6	..	7	..		
Erysipelas	3	..	2		
Rheumatism	5	1	4	1	1	2	14	3	..	22	1	4	3		
Neuralgic Affections.....	11	1		
Constitutional Syphilis	1	1	11	..	9	2	1		
Phthisis	3	1	3	7	2	..	30	3	4	3	4	5		
Insanity	3	1		
Bronchitis, Influenza & Catarrh	8	31	15	10	16	8	88	14	1	43	7	7	8	8	1		
Pleurisy and Pneumonia....	1	..	2	..	3	..	6	3	1		
Skin Diseases.....	1	1	2	18	..	15	5	3		
Dyspepsia	1	3	1	..	3	3	11	15	2	1	..		
Accidents and diseases not classified.....	30	24	26	12	12	17	121	39	50	315	12	9	14	53	6		
TOTAL	59	82	55	31	57	41	325	103	36	481	26	33	38	91	20		

* 1 not vaccinated, other 3 doubtful.

+ Febricula.

† 1 not vaccinated, aged 17.

‡ Typhus.

Medical Officers to whom the Associa

- | | | | |
|-------------------------|-----------------------|-----------------------|--------------------|
| (1) Mr. R. M. MANN. | (5) Dr. JOHN MEDD, | (9) Mr. EDWIN H. ROE, | (13) Mr. H. RUNCO |
| (2) " J. BROADBENT, | (6) Mr. EVAN THOMAS, | (10) " S. M. BRADLEY, | (14) Dr. WHITEHEA |
| (3) " JOHN ARMSTRONG, | (7) " C. H. BRADDON, | (11) " T. S. SMITH, | (15) Mr. W. GOLLAI |
| (4) Dr. J. O. FLETCHER, | (8) " M. ROWLAND DAY, | (12) " T. S. SMITH, | (16) " J. TEALE, |

UNITARY ASSOCIATION.

REPORTS OF MANCHESTER AND ADJOINING DISTRICTS.

Week ending the 21st day of March, 1863.

SALFORD.				HULME.			CHORLTON.	ARDWICK.	PENDLETON AND PENDLEBURY.			Area in Statute Acres. Population in 1861.		DISEASES.	DEATHS.	
1,329				477			646	508	2650							
70,967				68,209			44,850	21,739	24,448							
POOR LAW DIS.	PUBLIC INSTITUTIONS.			POOR LAW DISTRICTS			CHORLTON DISTRICT.		ARDWICK DISTRICT.		Ardwick & Ancoats Dispensary.	Chorlton Union Work-house.	Total.	Corresponding Week last Year.		
	Greengate.	Workhouse.	Dispensary.	New Bailey	St. George's.	Medlock.	St. Philip's	Poor Law District.	Dispensary.	Poor Law District.						
16	17	18	19	20	21	22	23	24	25	26	27					28
..	1	¶2	5	3	37	..	Small-pox	3	
..	2	8	2	Chicken-pox	
..	..	3	..	2	4	..	5	3	3	1	..	49	18	Measles	1	
..	1	21	2	Scarlatina	3	
..	1	1	..	Diphtheria	1	
..	1	2	1	14	35	Whooping-cough	1	
..	1	2	..	Croup	
1	..	2	4	..	2	..	1	1	..	1	..	33	23	Diarrhœa	1	
..	..	1	1	..	1	4	4	Dysentery	
†3	1	3	..	†2	1	2	..	47	36	Continued Fever	1	
..	1	6	8	Erysipelas	
2	..	5	4	1	2	..	4	6	..	1	1	74	60	Rheumatism	
1	..	1	1	2	17	18	Neuralgic Affections	
..	..	9	2	..	2	6	43	24	Constitutional Syphilis	..	
..	..	6	..	1	1	..	1	3	1	2	3	76	57	Phthisis	12	
..	1	1	4	10	9	Insanity	1	
14	4	36	6	11	11	18	12	16	4	7	5	322	242	Bronchitis, Influenza, and Catarrh	9	
..	..	2	..	1	13	13	Pleurisy & Pneumonia.	2	
..	7	7	4	1	..	4	3	..	10	79	64	Skin Disease.....	..	
..	..	10	..	3	1	1	7	3	4	2	..	60	65	Dyspepsia	
16	5	98	2	8	13	4	14	32	2	16	17	829	555	Accidents and diseases not classified.....	26	
37	19	183	16	30	39	24	45	73	27	39	52	1745	1235	TOTAL.....	61	

‡ 2 Typhus.

¶ Maculated Typhus.

† Not vaccinated.

Indebted for the annexed Returns.

(17) Mr. T. F. BROWNBILL
(18) " J. O. BRADBURY,
(19) " W. B. STOTT,
(20) " JOHN SMITH,

(21) Dr. ALEX. WILSON,
(22) Mr. H. M. WILLIAMSON
(23) Mr. JOSEPH FOSTER,
(24) " JOHN RAYNER,

(25) Mr. J. V. L. WESTMACOTT,
(26) " A. F. PENNINGTON,
(27) " W. H. HUGHES.

Weekly Return of Births and Deaths in Manchester and Salford.

Causes of Death.	Ancots District, Mr. Royston.	St. George's Dis., Mr. Worthington.	Market-st. Dis., Mr. A. Gardiner.	London-rd. Dis., Dr. Johns.	Deansgate Dis., Mr. Leigh.	Greengate Dis., Mr. Bower.	Regent-rd. Dis., Mr. Tipler.	*Pendleton Dis., Mr. Bowker.	Chorlton-on-M., Mr. Rowley.	Hulme Township, Mr. Sorby.	Ardwick Tnshp., Mr. Hallsworth.	TOTAL.	Corres- ponding week last year.
Small Pox	1
Measles	3	7	5
Whooping-cough	1	6	13
Scarlatina	11	20	2
Diarrhoea	1	6	1
Fever	+1	6	7
Diseases of the Lungs ..	14	14	10	7	25	..	85	67
Other causes	19	7	28	11	14	10	15	10	16	13	11	154	138
TOTAL NO. OF DEATHS.	49	26	30	22	17	22	26	11	24	41	16	284	234
TOTAL NO. OF BIRTHS.	48	56	22	17	20	30	37	13	37	69	22	371	294

* Return from Pendleton District commenced June 28.

+ Typhus.

‡ 2 Inquests.

|| 1 Inquest.

Monthly Return of New Cases of Disease coming under Treatment

*In 11 Charitable Institutions in
St. Marylebone, LONDON. Medical
Officer of Health, Dr. R. D. Thomson.
Population in 1861, 161,680.*

*At Pauper, Charitable, and Public
Institutions in MANCHESTER
and SALFORD.
Population in 1861, 390,815.*

4 weeks ending 27th December.	5 Weeks ending 31st January.	4 Weeks ending 28th February.	TOTAL.	DISEASES.	4 Weeks ending 27th December.	5 Weeks ending 31st January.	4 Weeks ending 28th February.	TOTAL.
3	10	11	24 Small-pox	46	83	81	210
4	7	13	24 Chicken-pox	2	4	10	16
120	106	47	273 Measles	86	154	94	334
42	64	40	146 Scarlatina	50	39	60	149
6	8	2	16 Diphtheria	2	4	3	9
44	71	46	161	.. Whooping-cough ..	44	65	35	144
..	4	3	7 Croup	10	6	10	26
205	207	161	573 Diarrhoea	132	183	126	441
1	3	3	7 Dysentery	16	30	28	74
.. Cholera
17	38	21	76 Erysipelas	23	35	14	72
.. Puerperal Fever
21	25	13	59 Insanity	18	40	41	99
812	1041	792	2648	Bronchitis and Catarrh	1461	1675	1245	4381
11	11	4	26 Pleurisy	96	86	56	238
23	24	27	74 Pneumonia
3	8	10	21 Carbuncle
3055	4483	4032	11570	{ Accidents, and all } { other Diseases }	3917	5662	4487	14066
4367	6113	5225	15705 TOTAL	5903	8066	6290	20259

In February, 1861, the Committee decided to omit from this table "Continued Fever" and "Rheumatic Fever." At that time it was intended that, though not specified, both should be added to the unclassified cases at the end of the list. By an oversight, which is this week corrected, they have, during the last two years, been altogether omitted.

Copies of the "Weekly Return" are regularly forwarded to all Public Institutions from which information is received, also to such public officers as are willing to assist the objects of the compilation. They will also be supplied to the Subscribers upon application to the Secretary, at the Committee Rooms of the Association.

Contributors are requested to forward their communications not later than the Monday in the week following that to which they relate.

The Committee would also be glad to receive any other information respecting the Health of the several districts.

COMMITTEE ROOMS,
33, FALM MALL, MANCHESTER.

HEALTH AND METEOROLOGY OF MANCHESTER

COMMUNICATED TO THE

Manchester and Salford Sanitary Association.



WEEKLY RETURN.

VOL. CXLII. WEEK ENDING SATURDAY, MARCH 28, 1863. [No. 139.]

METEOROLOGICAL OBSERVATIONS, TAKEN AT MANCHESTER AND THE NEIGHBOURHOOD.

	Royal Infirmary, M. R. DAY, Esq.	Old Trafford, G. V. VERNON, Esq.	Bowdon, Alderman NEILD.	Thelwall, J. ATKINSON, Esq.	Eccles, T. MACKERETH Esq.	Royton, J. HEAP, Esq.
Barometer.						
Mean @ 32° F.....	INS. 30.178	INS. (a) 30.305	INS. —	INS. (a) 30.252	INS. (a) 30.287	INS. (a) 30.221
Highest.....	30.440	30.450	—	30.490	30.425	29.900
Lowest.....	29.866	29.749	—	29.800	29.716	29.197
Range.....	0.574	0.701	—	0.690	0.710	0.703
Temperature.						
Adopted Mean.....	48.7	48.7	47.9	48.9	48.7	47.6
Range for Week.....	19.0	25.7	25.0	25.8	22.6	28.1
Daily Range.....	11.7	16.6	15.8	15.0	14.7	15.8
Maximum in Shade.....	60.0	62.9	61.0	61.8	59.5	63.0
Minimum in Shade.....	41.0	37.2	36.0	35.0	36.9	34.9
Maximum in Sun.....	—	76.9	80.6	78.2	77.2	70.0
Maximum in Sun: Black bulb in Vacuo.....	—	97.0	—	99.0	—	—
Minimum on Grass.....	—	30.2	31.0	32.0	33.0	31.5
Temperature in Ground at surface.....	—	43.85	—	—	—	—
Temperature 6 inches below.....	—	43.58	—	—	—	—
Temperature 12 inches below.....	—	44.01	—	—	—	—
Temperature of Evaporation.....	46.2	46.3	46.3	45.9	45.3	46.2
Temperature of Dew Point.....	43.5	43.7	44.6	42.6	41.6	44.7
Temperature of Air—Dew Point.....	5.2	5.0	3.3	6.3	7.1	2.9
Hygrometrical condition of the Atmosphere						
Weight of Vapour in a cubic foot of Air.....	GRS. 3.20	GRS. 3.20	GRS. 3.31	GRS. 3.18	GRS. 3.02	GRS. 3.34
Required to Saturate do.....	0.67	0.65	0.48	0.80	0.90	0.42
Weight of a cubic foot of Air.....	549.4	549.4	550.2	551.8	552.6	551.5
Degree of Humidity (Saturation—1,000)....	0.825	0.832	0.888	0.799	0.769	0.902
Water in a vertical column of the Atmosphere	INS. 3.91	INS. 3.94	INS. 4.07	INS. 3.77	INS. 3.63	INS. 4.09
Elastic force of Vapour.....	0.283	0.285	0.295	0.273	0.263	0.296
Clouds (Covered—10 Clear—0).....	—	9.7	—	8.3	8.8	8.9
Prevailing Winds.....	—	NW, SW	W, NW	W, NW	W, NW	W, NW.
Rain.....	—	0.008	0.010	0.015	0.020	0.093
Days on which it fell.....	—	2	1	1	1	3
Ozonometer.						
Moffat (0—10).....	—	1.43	0.43	—	2.07	—
Schonbein (0—10).....	—	0.86	—	5.00	—	—
Daily Evaporation.....	INS. 0.061	INS. 0.059	INS. 0.039	INS. 0.073	INS. 0.081	INS. 0.034
Weekly Evaporation.....	0.427	0.413	0.273	0.511	0.567	0.238

(a) Reduced to sea level.

There were 4 barometric oscillations during the week, the amount being 1.206 inches. There were 3 temperature oscillations at 9 a.m., the amount being 18.0°.

The mean temperature of the week was 6.4° above the average of the last fourteen years, and 5.5° above, the corresponding week of last year.

The stations, in the order of mean temperature for the week, stand as follows:—Thelwall, highest; the Royal Infirmary, Old Trafford, and Eccles, equal; Bowdon and Royton, lowest.

The degree of humidity was the highest at Royton, and the lowest at Eccles.

Ozone occurred on 7 days at Thelwall, on 5 days at Eccles, on 4 days at Royton, and on 1 day at Bowdon and Old Trafford.

I have great pleasure in calling attention to a return from Royton, near Oldham, which Mr. John Heap has kindly undertaken to furnish.

Eccles,
Near Manchester.

THOMAS MACKERETH, M.B.M.S.

MANCHESTER AND SALFORD

RETURN FROM PAUPER, CHARITABLE, AND PUBLIC INSTITUTIONS New Cases of Disease coming under Treatment

MANCHESTER.																
Area in Statute Acres	Manchester Township 1,645															
Population in 1861	" " 185,050															
DISEASES.	POOR LAW DISTRICTS.						PUBLIC INSTITUTIONS.									
	St. Peter's 1	St. Andrew's 2	St. George's 3	Cathedral 4	St. Jude's 5	St. Michael's 6	Total of Districts. 7	ROYAL INFIRMARY.					CHILDREN			
								Workhouse. 8	In-patients. 9	Out-patients. 10	District I. 11	District II. 12	District III. 13	St. Mary's Hospital. 14	Clinical Hospital. 15	City Gaol. 16
Small-pox	* 3	1	5	..	1	† 2	12	4	2	1
Chicken-pox	1	2	3
Measles	3	5	..	5	4	17	1	1
Scarlatina	1	1	..	3	1	6	1
Diphtheria
Whooping-cough	1
Croup
Diarrhoea	4	..	2	6	..	12	16	5	4	4	..
Dysentery	1	1	1
Continued Fever	† 1	† 1	..	† 6	..	† 4	12	2	‡ 2	..	§ 1	§ 1	..	6
Erysipelas	1	..	2	1
Rheumatism	5	6	7	2	4	..	24	5	1	43	2	1	1	1	..	2
Neuralgic Affections	1	1	..	2	15	1	2	..
Constitutional Syphilis	1	1	11	..	13	1
Phthisis	1	1	1	1	1	1	6	3	5	18	..	2	3	2	3	2
Insanity	4	1
Bronchitis, Influenza & Catarrh	1	28	10	10	14	9	72	12	..	40	4	5	5	12	7	..
Pleurisy and Pneumonia	1	2	8	..	1	1	1
Skin Diseases	5	3	1	..	3	12	18	..	21	1	8	1	..
Dyspepsia	1	3	..	3	..	7	15	2	4	1	..
Accidents and diseases not classified	35	22	14	18	13	9	111	41	38	258	7	10	10	59	6	2
TOTAL	47	73	49	40	52	37	298	103	50	449	15	21	25	101	24	12

* 1 not vaccinated.

+ Febricula.

‡ 1 vaccinated, the other doubtful.

§ 1 Typhus.

Medical Officers to whom the Association

) Mr. R. M. MANN.) " J. BROADBENT,) " JOHN ARMSTRONG,) Dr. J. O. FLETCHER,	(5) Dr. JOHN MEDD, (6) " LEDWARD, (7) Mr. C. H. BRADDON, (8) " M. ROWLAND DAY,	(9)) Mr. EDWIN H. ROE, (10)) " S. M. BRADLEY, (11)) " T. S. SMITH, (12))	(13) Mr. H. RUNCORN (14) Dr. WHITEHEAD (15) Mr. W. GOLLANI (16) " J. TEALE,
--	---	---	--

SANITARY ASSOCIATION.

OF MANCHESTER AND ADJOINING DISTRICTS.

Week ending the 28th day of March, 1863.

SALFORD.			HULME.			CHORLTON.	ARDWICK.	PENDLETON AND PENDLEBURY.					DEATHS.		
1,329			477.....			646...	508.....	2650.....			Area in Statute Acres.				
70,967.			68,209.			44,850..	21739.....	24,448.....			Population in 1861.				
PUBLIC INSTITUTIONS.			POOR LAW DISTRICTS												
Workhouse.	Dispensary.	New Bailey	St. George's.	Medlock.	St. Philip's	Poor Law District.	Dispensary.	Poor Law District.	Ardwick & Ancoats Dispensary.	Chorlton Union Workhouse.	Total.	Corresponding Week last Year.	DISEASES.		
17	18	19	20	21	22	23	24	25	26	27					
28															
..	1	1	2	3	..	26	..	Small-pox	1	
..	3	4	Chicken-pox	
..	2	1	3	..	2	3	1	..	31	10	Measles	1	
..	3	1	2	..	13	3	Scarlatina	1	
..	1	Diphtheria	
..	1	1	1	2	..	6	16	Whooping-cough	
..	2	2	..	Croup	
..	..	4	1	..	1	1	49	20	Diarrhœa	1	
..	1	3	2	Dysentery	
..	3	1	..	1	..	30	30	Continued Fever	1	
..	1	6	2	Erysipelas	
2	3	2	2	..	1	4	6	3	108	51	Rheumatism	1	
..	1	22	10	Neuralgic Affections	
1	1	2	1	31	17	Constitutional Syphilis	..	
..	3	1	1	2	51	53	Phthisis	12	
2	1	8	8	Insanity	
..	38	4	6	10	11	7	14	3	8	3	275	220	Bronchitis, Influenza, and Catarrh.....	4	
..	2	2	1	19	17	Pleurisy & Pneumonia.	1	
..	6	2	..	3	4	1	..	16	94	61	Skin Disease.....	..	
..	4	..	2	4	2	2	5	1	2	..	53	66	Dyspepsia	
7	92	3	7	10	9	9	32	21	12	33	793	631	Accidents and diseases not classified.....	35	
2	12	158	14	20	29	28	26	72	35	31	58	1623	1222	TOTAL.....	58

debited for the annexed Returns.

(17) Mr. T. F. BROWNBILL
 (18) " J. O. BRADBURY,
 (19) " W. B. STOTT,
 (20) " JOHN SMITH,

(21) Dr. ALEX. WILSON,
 (22) Mr. H. M. WILLIAMSON
 (23) Mr. JOSEPH FOSTER,
 (24) " JOHN RAYNER,

(25) Mr. J. V. L. WESTMACOTT,
 (26) " A. F. PENNINGTON,
 (27) " W. H. HUGHES.

Weekly Return of Births and Deaths in Manchester and Salford.

Causes of Death.	Ancoats District, Mr. Royston.	St. George's Dis., Mr. Worthington.	Market-st. Dis., Mr. A. Gardiner.	London-rd. Dis., Dr. Johns.	Deansgate Dis., Mr. Leigh.	Greenigate Dis., Mr. Bowet.	Regent-rd. Dis., Mr. Tipple.	*Pendleton Dis., Mr. Bowker.	Chorlton-on-M., Mr. Rowley.	Hulme Township, Mr. Sorby.	Ardwick Tnship, Mr. Hallsworth.	TOTAL.	Corresponding week last year.
Small Pox.....	2	1	2	1	..	1	7	..
Measles	1	1	2	8	5
Whooping-cough.....	1	1	6	15
Scarlatina.....	6	3	1	2	1	12	..	16	4
Diarrhœa	1	2	2	2	..	1	1	9	10
Fever	1	1	..	2	..	2	2	..	1	9	14
Diseases of the Lungs ..	11	13	..	6	..	7	4	..	5	15	7	68	77
Other causes.....	+30	+27	46	115	9	11	10	4	19	22	**14	207	149
TOTAL NO. OF DEATHS.	52	48	51	27	9	25	16	5	30	43	24	330	274
TOTAL NO. OF BIRTHS.	46	45	18	22	26	28	30	27	29	98	21	390	331

* Return from Pendleton District commenced June 28.

† 17 Inquests.

‡ 13 Inquests.

§ 5 Inquests.

|| 2 Inquests.

¶ 15 Inquests.

** 8 Inquests.

Monthly Return of New Cases of Disease coming under Treatment

*In 11 Charitable Institutions in
St. Marylebone, LONDON. Medical
Officer of Health, Dr. R. D. Thomson.
Population in 1861, 161,680.*

*At Pauper, Charitable, and Public
Institutions in MANCHESTER
and SALFORD.
Population in 1861, 390,815.*

4 weeks ending 27th December.	5 Weeks ending 31st January.	4 Weeks ending 28th February.	TOTAL.	DISEASES.	4 Weeks ending 27th December.	5 Weeks ending 31st January.	4 Weeks ending 28th February.	TOTAL.
3	10	11	24 Small-pox	46	83	81	210
4	7	13	24 Chicken-pox	2	4	10	16
120	106	47	273 Measles	86	151	94	334
42	64	40	146 Scarlatina ...	50	39	60	149
6	8	2	16 Diphtheria ...	2	4	3	9
44	71	46	161	.. Whooping-cough ..	44	65	35	144
..	4	3	7 Croup	10	6	10	26
205	207	161	573 Diarrhœa... ..	132	183	126	441
1	3	3	7 Dysentery ...	16	30	28	74
.. Cholera
17	38	21	76 Erysipelas ...	23	35	14	72
.. Puerperal Fever
21	25	13	59 Insanity	18	40	41	99
812	1044	792	2648	Bronchitis and Catarrh	1461	1675	1245	4381
11	11	4	26 Pleurisy }	96	86	56	238
23	24	27	74	... Pneumonia .. }				
3	8	10	21 Carbuncle
3055	4483	4032	11570	{ Accidents, and all { other Diseases }	3917	5662	4487	14066
4367	6113	5225	15705 TOTAL	5903	8066	6290	20259

In February, 1861, the Committee decided to omit from this table "Continued Fever" and "Rheumatic Fever." At that time it was intended that, though not specified, both should be added to the unclassified cases at the end of the list. By an oversight, which is this week corrected, they have, during the last two years, been altogether omitted.

Copies of the "Weekly Return" are regularly forwarded to all Public Institutions from which information is received, also to such public officers as are willing to assist the objects of the compilation. They will also be supplied to the Subscribers upon application to the Secretary, at the Committee Rooms of the Association.

Contributors are requested to forward their communications not later than the Monday in the week following that to which they relate.

The Committee would also be glad to receive any other information respecting the health of the several districts.

COMMITTEE ROOMS,
33, PALL MALL, MANCHESTER.

HEALTH AND METEOROLOGY OF MANCHESTER

COMMUNICATED TO THE

Manchester and Salford Sanitary Association.

WEEKLY RETURN.

VOL. III.]

WEEK ENDING SATURDAY, APRIL 4, 1863.

[No. 140.]

METEOROLOGICAL OBSERVATIONS, TAKEN AT MANCHESTER AND THE NEIGHBOURHOOD.

	Royal Infirmary, M. R. DAY, Esq.	Old Trafford, G. V. VERNON, Esq.	Bowdon, Alderman NEWILD.	Thelwall, J. ATKINSON, Esq.	Eccles, T. MACKERETH Esq.	Royton, J. HEAP, Esq.
Barometer.						
Mean @ 32° F.	INS.	INS.	INS.	INS.	INS.	INS.
Highest.....		(a) 30·067	—	(a) 30·053	(a) 30·053	(a) 30·065
Lowest.....		30·173	—	30·204	30·168	29·718
Range		29·708	—	29·738	29·712	29·258
		0·465	—	0·466	0·456	0·460
Temperature.						
Adopted Mean		45·8	45·4	45·2	45·6	43·3
Range for Week		29·4	26·6	25·8	25·3	27·6
Daily Range		16·9	16·1	14·7	15·1	17·6
Maximum in Shade		63·4	59·0	59·0	58·2	58·4
Minimum in Shade		24·0	32·4	33·2	32·9	30·8
Maximum in Sun		80·5	79·5	75·4	76·0	64·3
Maximum in Sun: Black bulb in Vacuo.....		98·4	—	94·5	—	—
Minimum on Grass		28·5	30·3	29·2	29·5	27·0
Temperature in Ground at surface		43·40	—	—	—	—
Temperature 6 inches below		43·69	—	—	—	—
Temperature 12 inches below		44·82	—	—	—	—
Temperature of Evaporation		43·7	43·1	43·4	42·3	41·2
Temperature of Dew Point		41·3	40·5	41·3	39·6	38·7
Temperature of Air—Dew Point		4·5	4·9	3·9	6·0	4·6
Hygrometrical condition of the Atmosphere.						
Weight of Vapour in a cubic foot of Air.....		GRS.	GRS.	GRS.	GRS.	GRS.
Required to Saturate do		2·96	2·88	2·96	2·80	2·71
Weight of a cubic foot of Air		0·60	0·60	0·48	0·72	0·52
		548·4	551·2	551·2	550·9	553·6
Degree of Humidity (Saturation—1,000)		0·851	0·833	0·866	0·800	0·835
Water in a vertical column of the Atmosphere		INS.	INS.	INS.	INS.	INS.
Elastic force of Vapour.....		3·60	3·48	3·59	3·36	3·24
Clouds (Covered—10 Clear—0).....		0·260	0·252	0·260	0·243	0·235
		8·2	—	6·3	6·9	5·9
Prevailing Winds		NW, SW, NE	SE, SW	NW, S	SE, SW	S, W
Rain		0·061	0·150	0·156	0·075	0·171
Days on which it fell.....		2	3	4	3	3
Ozonometer.						
Moffat (0—10)		0·57	2·28	—	2·07	—
Schonbein (0—10)		0·71	—	3·71	—	—
Daily Evaporation.....		INS.	INS.	INS.	INS.	INS.
Weekly Evaporation.....		0·048	0·052	0·042	0·063	0·045
		0·336	0·364	0·294	0·441	0·315

THE RETURN INCOMPLETE.

(a) Reduced to sea level.

There were 5 barometric oscillations during the week, the amount being 1·200 inches. There were 3 temperature oscillations at 9 a.m., the amount being 9·1°.

The mean temperature of the week was 0·1° above the average of the last fourteen years, and 1·0° below the corresponding week of last year.

The stations, in the order of mean temperature for the week, stand as follows:—Old Trafford, highest; Eccles, Bowdon, Thelwall, and Royton, lowest; though, with the exception of Royton, the difference has been very small.

The degree of humidity was the highest at Thelwall, and the lowest at Eccles. Ozone occurred on 6 days at Thelwall, on 5 days at Eccles, on 4 days at Bowdon and Royton, and on 1 day at Old Trafford.

The fall of rain during March, in the order of amount, has been as follows:—

	Fall in Inches.	Days on which it Fell.
Thelwall	1·021	17
Eccles.....	0·963	14
Bowdon	0·810	14
Old Trafford.....	0·804	12

The mean fall of rain at Manchester for March, for 69 years, being 2·336 inches.

MANCHESTER AND SALF

RETURN FROM PAUPER, CHARITABLE, AND PUBLIC

New Cases of Disease coming under Treatment

DISEASES.	MANCHESTER.														
								MANCHESTER TOWNSHIP							
	Area in Statute Acres							1,645							
	Population in 1861							" " 185,050							
	POOR LAW DISTRICTS.							PUBLIC INSTITUTIONS.							
	St. Peter's	St. Andrew's	St. George's	Cathedral	St. Jude's	St. Michael's	Total of Districts.	Workhouse.	ROYAL INFIRMARY.					CHILDREN	
									In-patients.	Out-patients.	District I.	District II.	District III.	St. Mary's Hospital.	Clinical Hospital.
1	2	3	4	5	6	7	8	9	10	11	12	13	14		
Small-pox	1	..	12	..	1	5	19	5	2	1	..	3	1
Chicken-pox	2	2	1	1	..
Measles	3	8	1	..	5	3	20	2	2
Scarlatina	5	2	1	8	1	1	3
Diphtheria
Whooping-cough	1	1	1	3	3	1	2	..
Croup	1	1
Diarrhoea	2	4	3	9	2	2	2
Dysentery	1	1	1	1	..
Continued Fever	4	*1	6	†2	..	*5	18	4	1	6	..
Erysipelas	1	..	1	2	1
Rheumatism	10	5	3	2	1	3	24	3	1	27	1	1	..
Neuralgic Affections	1	1	4	4
Constitutional Syphilis	1	1	2	6	..	13
Phthisis	2	1	2	..	1	2	8	39	3	3	3	2	4
Insanity	5
Bronchitis, Influenza & Catarrh	9	27	15	9	9	16	85	10	1	55	2	4	2	7	1
Pleurisy and Pneumonia....	2	1	..	3	3	..	1	1	..	1
Skin Diseases	4	4	3	3	14	14	..	4	7	1
Dyspepsia	2	1	3	1	7	28	1	3	..
Accidents and diseases not classified	82	21	22	11	12	30	178	31	22	223	6	9	6	41	5
TOTAL	126	74	67	25	37	76	405	82	27	400	12	20	16	76	24

* Febricula.

† Typhus.

Medical Officers to whom the Association

- | | | | |
|-------------------------|------------------------|-----------------------|--------------------|
| (1) Mr. R. M. MANN. | (5) Dr. JOHN MEDD, | (9) Mr. EDWIN H. ROE, | (13) Mr. H. RUNCO |
| (2) " J. BROADBENT, | (6) " LEDWARD, | (10) " S. M. BRADLEY, | (14) Dr. WHITEHEAD |
| (3) " JOHN ARMSTRONG, | (7) Mr. C. H. BRADDON, | (11) " T. S. SMITH, | (15) Mr. W. GOLLA |
| (4) Dr. J. O. FLETCHER, | (8) " M. ROWLAND DAY, | (12) " " " | (16) " J. TEALE, |

NITARY ASSOCIATION.

S OF MANCHESTER AND ADJOINING DISTRICTS.

Week ending the 4th day of April, 1863.

SALFORD.				HULME.			CHORLTON.		ARDWICK.	PENDLETON AND PENDLEBURY.					DEATHS.
1,329				477			646		508	2650			Area in Statute Acres.		
70,967				68,209			44,850		21,739	24,448			Population in 1861.		
WEEKS.	PUBLIC INSTITUTIONS.			POOR LAW DISTRICTS.			Poor Law District.	Dispensary.	Poor Law District.	Ardwick & Ancoats Dispensary.	Chorlton Union Work-house.	Total.	Corresponding Week last Year.	DISEASES.	DEATHS.
	Workhouse.	Dispensary.	New Bailey	St. George's.	Medlock.	St. Philip's									
7	18	19	20	21	22	23	24	25	26	27	28				29
5	..	3	..	1	3	1	2	1	48	..	Small-pox	1
..	4	5	Chicken-pox
2	6	2	1	1	3	4	1	..	44	4	Measles
..	..	1	1	1	..	16	2	Scarlatina	1
..	Diphtheria
..	..	1	4	1	15	40	Whooping-cough	1
..	1	2	2	Croup	1
1	2	1	3	..	2	..	1	1	..	30	23	Diarrhoea
..	1	4	3	Dysentery
2	1	3	2	1	1	..	40	35	Continued Fever	3
..	3	8	Erysipelas
16	..	3	4	..	2	..	3	4	3	93	51	Rheumatism
1	..	3	1	17	20	Neuralgic Affections
10	..	1	1	2	35	16	Constitutional Syphilis	..
7	..	7	2	2	1	2	1	84	62	Phthisis	3
..	4	3	12	12	Insanity
44	5	19	3	3	4	4	13	12	3	9	1	298	236	Bronchitis, Influenza, and Catarrh.....	5
3	..	1	2	2	18	15	Pleurisy & Pneumonia.	1
9	6	4	..	1	4	4	7	76	51	Skin Disease.....	..
..	1	6	2	..	7	..	4	6	..	2	..	71	38	Dyspepsia
42	7	65	3	3	7	5	11	29	19	17	21	760	605	Accidents and diseases not classified.....	25
42	26	118	15	14	31	10	35	71	34	36	39	1670	1228	TOTAL.....	41

debted for the annexed Returns.

- (17) Dr. SAMUEL BOOTH,
- (18) Mr. M. O. LARMUTH,
- (19) " J. O. BRADBURY,
- (20) " W. B. STOTT,

- (21) Mr. JOHN SMITH,
- (22) Dr. ALEX. WILSON,
- (23) Mr. H. M. WILLIAMSON
- (24) " JOSEPH FOSTER,

- (25) Mr. JOHN RAYNER,
- (26) " J. V. L. WESTMACOTT,
- (27) " A. F. PENNINGTON,
- (28) " W. H. HUGHES.

ber of new cases of disease coming under treatment in the Regent Road District, Salford.

Weekly Return of Births and Deaths in Manchester and Salford.

Causes of Death.	Ancoats District, Mr. Royston.	St. George's Dis., Mr. Worthington.	Market-st. Dis., Mr. A. Gardiner.	London-rd. Dis., Dr. Johns.	Deansgate Dis., Mr. Leigh.	Greengate Dis., Mr. Bower.	Regent-rd. Dis., Mr. Tipping.	*Pendleton Dis., Mr. Bowker.	Choriton-on-M., Mr. Rowley.	Hulme Township, Mr. Sorby.	Ardwick Tnshp., Mr. Hallsforth.	TOTAL.	Corres- ponding week last year.
Small Pox	1	1	1	3	..
Measles	2	1	5	8
Whooping-cough.....	2	1	1	10	24
Scarlatina	6	1	..	1	1	3	13	..
Diarrhœa	1	1	1	..	1	1	5	7
Fever	2	1	..	1	..	1	3	8	15
Diseases of the Lungs ..	9	6	1	1	..	4	1	..	3	12	4	46	64
Other causes.....	14	15	24	10	+21	+6	+19	39	+17	32	5	172	177
TOTAL NO. OF DEATHS.	37	24	26	14	23	12	20	10	29	53	14	262	295
TOTAL NO. OF BIRTHS.	41	30	11	30	20	29	41	21	38	69	18	348	355

* Return from Pendleton District commenced June 23.
+ 4 Inquests. † 2 Inquests. ‡ 1 Inquest.

Monthly Return of New Cases of Disease coming under Treatment

*In 11 Charitable Institutions in
St. Marylebone, LONDON. Medical
Officer of Health, Dr. R. D. Thomson,
Population in 1861, 161,680.*

*At Pauper, Charitable, and Public
Institutions in MANCHESTER
and SALFORD.
Population in 1861, 390,815.*

4 weeks ending 27th December.	5 Weeks ending 31st January.	4 Weeks ending 28th February.	TOTAL.	DISEASES.	4 Weeks ending 27th December.	5 Weeks ending 31st January.	4 Weeks ending 28th February.	TOTAL.
3	10	11	24 Small-pox	46	83	81	210
4	7	13	24 Chicken-pox	2	4	10	16
120	106	47	273 Measles	86	154	94	334
42	64	40	146 Scarlatina	50	39	60	149
6	8	2	16 Diphtheria	2	4	3	9
44	71	46	161	.. Whooping-cough ..	44	65	35	144
..	4	3	7 Croup	10	6	10	26
205	207	161	573 Diarrhœa... ..	132	183	126	441
1	3	3	7 Dysentery	16	30	28	74
.. Cholera
17	68	21	76 Erysipelas	23	35	14	72
.. Puerperal Fever
21	25	13	59 Insanity	18	40	41	99
812	1044	792	2648	Bronchitis and Catarrh	1461	1675	1245	4381
11	11	4	26 Pleurisy	96	86	56	238
23	24	27	74	... Pneumonia .. }				
3	6	10	21 Carbuncle
3055	4483	4032	11570	{ Accidents, and all other Diseases }	3917	5662	4487	14066
4367	6113	5225	15705 TOTAL	5903	8066	6290	20259

Copies of the "Weekly Return" are regularly forwarded to all Public Institutions from which information is received, also to such public officers as are willing to assist the objects of the compilation. They will also be supplied to the Subscribers upon application to the Secretary, at the Committee Rooms of the Association.

Contributors are requested to forward their communications not later than the Monday in the week following that to which they relate.

The Committee would also be glad to receive any other information respecting the Health of the several districts.

COMMITTEE ROOMS,
33, PALL MALL, MANCHESTER.

HEALTH AND METEOROLOGY OF MANCHESTER

COMMUNICATED TO THE

Manchester and Salford Sanitary Association.

WEEKLY RETURN.

[L. III.] WEEK ENDING SATURDAY, APRIL 11, 1863.

[No. 141.]

METEOROLOGICAL OBSERVATIONS, TAKEN AT MANCHESTER AND THE NEIGHBOURHOOD.

	Royal Infirmary, M. R. DAY, Esq.	Old Trafford, G. V. VERNON, Esq.	Bowdon, Alderman NEILD.	Thelwall, J. ATKINSON, Esq.	Eccles, T. MACKERETH, Esq.	Royton, J. HEAR, Esq.
Barometer.						
Mean @ 32° F.	INS. 29.470	INS. (a) 29.624	INS. —	INS. (a) 29.605	INS. (a) 29.613	INS. (a) 29.582
Highest.....	29.760	29.914	—	29.932	29.998	29.432
Lowest.....	29.290	29.290	—	29.340	29.260	28.810
Range.....	0.470	0.624	—	0.592	0.738	0.622
Temperature.						
Adopted Mean	46.3	47.1	46.1	46.0	46.4	44.6
Range for Week	20.0	25.0	25.1	25.2	24.8	21.4
Daily Range	13.0	16.1	15.6	13.8	14.4	14.6
Maximum in Shade	57.0	58.0	56.8	58.0	57.8	55.8
Minimum in Shade	37.0	33.0	31.7	32.8	33.0	34.4
Maximum in Sun	—	70.9	77.0	75.0	71.7	68.3
Maximum in Sun: Black bulb in Vacuo.....	—	103.0	—	102.5	—	—
Minimum on Grass	—	28.7	29.8	30.0	31.2	32.0
Temperature in Ground at surface	—	44.54	—	—	—	—
Temperature 6 inches below	—	44.62	—	—	—	—
Temperature 12 inches below	—	45.54	—	—	—	—
Temperature of Evaporation	44.0	44.6	43.4	42.9	43.5	42.7
Temperature of Dew Point	41.4	41.8	40.3	39.3	40.2	40.5
Temperature of Air—Dew Point	4.9	5.3	5.8	6.7	6.2	4.1
Hygrometrical condition of the Atmosphere.						
Weight of Vapour in a cubic foot of Air.....	GRS. 3.04	GRS. 3.07	GRS. 2.91	GRS. 2.78	GRS. 2.91	GRS. 2.88
Required to Saturate do	0.59	0.64	0.70	0.82	0.73	0.48
Weight of a cubic foot of Air	539.3	538.4	542.5	242.3	542.0	543.4
Degree of Humidity (Saturation—1,000)	0.839	0.826	0.812	0.784	0.801	0.860
Water in a vertical column of the Atmosphere	INS. 3.60	INS. 3.66	INS. 3.45	INS. 3.31	INS. 3.44	INS. 3.48
Elastic force of Vapour.....	0.261	0.265	0.250	0.240	0.249	0.252
Clouds (Covered—10 Clear—0).....	—	6.7	—	6.2	8.6	8.5
Prevailing Winds	—	S, SW	S, SW	SW	W, SW	SW, S
Rain	—	1.064	1.040	0.819	0.847	0.929
Days on which it fell.....	—	6	5	7	6	7
Ozonometer.						
Moffat (0—10)	—	3.71	3.00	—	2.50	—
Schonbein (0—10).....	—	4.14	—	5.00	—	—
Daily Evaporation.....	INS. 0.054	INS. 0.059	INS. 0.062	INS. 0.071	INS. 0.067	INS. 0.043
Weekly Evaporation.....	0.378	0.413	0.434	0.497	0.469	0.301

(a) Reduced to sea level.

There were 8 barometric oscillations during the week, the amount being 1.476 inches. There were 5 temperature oscillations at 9 a.m., the amount being 24.9°.

The mean temperature of the week was 0.4° above the average of the last fourteen years, and 1.6° above corresponding week of last year.

The stations, in the order of mean temperature for the week, stand as follows:—Old Trafford, highest; Eccles, Royal Infirmary, Bowdon, Thelwall, and Royton, lowest.

The degree of humidity was the highest at Royton, and the lowest at Thelwall.

Ozone occurred on 6 days at Thelwall, on 5 days at Old Trafford, Bowdon, and Eccles, and on 3 days at Royton.

Eccles,
near Manchester.

THOMAS MACKERETH, M.B.M.S.

MANCHESTER AND SALFORD

RETURN FROM PAUPER, CHARITABLE, AND PUBLIC INSTITUTIONS New Cases of Disease coming under Treatment

MANCHESTER.															
Area in Statute Acres	Manchester Township 1,645														
Population in 1861	" " 185,050														
DISEASES.	POOR LAW DISTRICTS.						PUBLIC INSTITUTIONS.								
	St. Peter's	St. Andrew's	St. George's	Cathedral	St. Jude's	St. Michael's	Total of Districts.	Workhouse.	ROYAL INFIRMARY.			CHILDREN			
									In-patients.	Out-patients.	District I.	District II.	District III.	St. Mary's Hospital.	Clinical Hospital.
1	2	3	4	5	6	7	8	9	10	11	12	13	14		
Small-pox	1	1	7	4	1	2	16	6	2	1	..	2	1
Chicken-pox	1	1	4	2	..
Measles	1	6	1	6	..	14	4	..	3	2	3	1
Scarlatina	1	..	1	..	2	4	8	1
Diphtheria	2	2
Whooping-cough	2	1	2
Croup	1	..
Diarrhoea.....	1	1	1	..	7	..	10	2	..	8	2	4
Dysentery	1	1	1	1	..	1	5	1
Continued Fever.....	1	4	1	*8	..	†4	18	..	1	..	1	†1	..	12	1
Erysipelas	2	1	3	1	..	2	1
Rheumatism	7	8	4	2	4	..	25	..	4	17	1	2	2
Neuralgic Affections	1	1	8
Constitutional Syphilis	1	..	1	8	..	12	1	1	1
Phthisis	1	3	2	2	2	3	13	2	..	20	4	3	4	2	4
Insanity	1	1	2	4
Bronchitis, Influenza & Catarrh	10	30	25	18	16	11	110	12	..	44	4	4	7	9	4
Pleurisy and Pneumonia....	2	2	1	3	1	2
Skin Diseases.....	1	8	2	1	..	7	19	8	..	13	3	1
Dyspepsia	1	3	2	3	9	13	1	..	1
Accidents and diseases not } classified..... }	34	25	35	17	11	27	149	43	34	248	8	10	11	54	7
TOTAL	62	86	89	59	50	62	408	88	41	396	23	25	29	91	28

* 1 case of Typhus, the rest Febricula. *

+ Febricula.

‡ Typhus.

Medical Officers to whom the Association

- | | | | |
|--|---|---|---|
| (1) Mr. R. M. MANN.
(2) " J. BROADBENT,
(3) " JOHN ARMSTRONG,
(4) Dr. J. O. FLETCHER, | (5) Dr. JOHN MEDD,
(6) " LEDWARD,
(7) Mr. C. H. BRADDON,
(8) " M. ROWLAND DAY, | (9) } Mr. EDWIN H. ROE,
(10) } " S. M. BRADLEY,
(11) } " T. S. SMITH,
(12) } | (13) Mr. H. RUNN,
(14) Dr. WHITEHEAD,
(15) Mr. W. GOLD,
(16) " J. TEAL |
|--|---|---|---|

ANITARY ASSOCIATION.

NS OF MANCHESTER AND ADJOINING DISTRICTS.

Week ending the 11th day of April, 1863.

SALFORD.				HULME.			CHORLTON.	ARDWICK.	PENDLETON AND PENDLEBURY.				Area in Statute Acres.		DEATHS.
1,329				477			646	508	2650				Population in 1861.		
70,967				68,209			44,850	21,730	24,448						
LAW DISTRICT	PUBLIC INSTITUTIONS.			POOR LAW DISTRICTS			Poor Law District.	Dispensary.	Poor Law District.	Ardwick & Ancoats Dispensary.	Chorlton Union Work-house.	Total.	Corresponding Week last Year.	DISEASES.	29
	Regent Road.	Workhouse.	Dispensary.	New Bailey	St. George's.	Medlock.									
17	18	19	20	21	22	23	24	25	26	27	28				
2	1	3	..	3	1	1	5	45	1	Small-pox
..	1	8	3	Chicken-pox
..	..	4	..	3	1	..	3	3	3	1	..	45	3	Measles	1
..	2	2	13	..	Scarlatina	1
..	2	4	..	Diphtheria	1
..	1	1	4	1	12	27	Whooping-cough
..	1	2	1	Croup	1
3	2	2	1	1	1	1	3	48	27	Diarrhoea
..	6	7	Dysentery
..	..	1	1	..	1	38	55	Continued Fever	1
..	..	1	1	..	1	..	1	11	4	Erysipelas
12	1	6	1	..	7	3	1	65	57	Rheumatism
1	..	3	1	14	21	Neuralgic Affections
..	..	1	1	1	..	1	28	22	Constitutional Syphilis	..
1	..	3	2	..	1	1	1	2	1	64	39	Phthisis	4
..	5	4	15	7	Insanity
17	3	26	6	3	3	10	9	13	4	6	3	307	213	Bronchitis, Influenza, and Catarrh	10
2	1	12	14	Pleurisy & Pneumonia.	1
4	2	3	3	3	5	..	7	71	55	Skin Disease
4	..	8	..	3	2	3	6	5	..	1	..	62	50	Dyspepsia
34	5	81	3	6	3	4	11	21	15	26	22	812	674	Accidents and diseases not classified	34
80	19	142	11	21	18	18	41	56	37	38	46	1702	1280	TOTAL	54

† Typhoid.

indebted for the annexed Returns.

- (17) Dr. SAMUEL BOOTH,
- (18) Mr. M. O. LARMUTH,
- (19) " J. O. BRADBURY,
- (20) " W. B. STOTT,

- (21) Mr. JOHN SMITH,
- (22) Dr. ALEX. WILSON,
- (23) Mr. H. M. WILLIAMSON
- (24) " JOSEPH FOSTER,

- (25) Mr. JOHN RAYNER,
- (26) " J.V.L. WESTMACOTT,
- (27) " A. F. PENNINGTON,
- (28) " W. H. HUGHES.

Weekly Return of Births and Deaths in Manchester and Salford.

Causes of Death.	Districts											TOTAL.	Corresponding week last year.
	Ancotts District, Mr. Royston.	St. George's Dis., Mr. Worthington.	Market-st. Dis., Mr. A. Gardiner.	London-rd. Dis., Dr. Johns.	Deansgate Dis., Mr. Leigh.	Greenigate Dis., Mr. Bower.	Regent-rd. Dis., Mr. Tiplie.	*Pendleton Dis., Mr. Bowker.	Chorlton-on-M., Mr. Rowley.	Hulme Township, Mr. Sorby.	Arwick Tnshp., Mr. Hallsworth.		
Small Pox	11	3	..
Measles	6	7
Whooping-cough	1	1	..	1	4	..	10	22
Scarlatina	4	16	3
Diarrhoea	1	1	..	2	5
Fever	1	1	1	..	7	7
Diseases of the Lungs ..	12	7	2	5	..	5	3	..	7	11	6	58	60
Other causes	20	16	17	8	15	6	10	12	5	17	7	133	111
TOTAL NO. OF DEATHS.	41.	23	20	17	15	13	17	15	17	35	17	235	215
TOTAL NO. OF BIRTHS.	40	27	24	24	19	40	27	14	39	62	19	335	359

* Return from Pendleton District commenced June 28.

† Typhoid.

‡ Typhus.

§ 2 Inquests.

|| Not been vaccinated.

Monthly Return of New Cases of Disease coming under Treatment

In 11 Charitable Institutions in St. Marylebone, LONDON. Medical Officer of Health, Dr. R. D. Thomson, Population in 1861, 161,680.

At Pauper, Charitable, and Public Institutions in MANCHESTER and SALFORD. Population in 1861, 390,815.

In 11 Charitable Institutions in St. Marylebone, LONDON.				At Pauper, Charitable, and Public Institutions in MANCHESTER and SALFORD.				
5 Weeks ending 31st January.	4 Weeks ending 28th February.	4 weeks ending 28th March.	TOTAL.	DISEASES.	5 Weeks ending 31st January.	4 Weeks ending 28th February.	4 Weeks ending 28th March.	TOTAL.
10	11	21	42 Small-pox	83	81	140	304
7	13	10	30 Chicken-pox	4	10	13	27
106	47	59	212 Measles	154	94	115	363
64	40	46	150 Scarlatina	39	60	70	169
8	2	7	17 Diphtheria	4	3	4	11
71	46	36	153	.. Whooping-cough ..	65	35	45	145
4	3	..	7 Croup	6	10	8	24
207	161	146	514 Diarrhoea.....	183	126	155	464
3	3	4	10 Dysentery	30	28	21	79
.. Cholera
38	21	16	75 Erysipelas	35	14	21	70
.. Puerperal Fever
25	13	14	52 Insanity	40	41	37	118
1044	792	796	2632	Bronchitis and Catarrh	1675	1245	1190	4110
11	4	11	26 Pleurisy
24	27	13	64 Pneumonia ..	86	56	71	213
8	10	4	22 Carbuncle
4483	4032	3493	12008	{ Accidents, and all } { other Diseases }	5662	4487	4671	14820
6113	5225	4676	16014 TOTAL	8066	6290	6561	20917

Copies of the "Weekly Return" are regularly forwarded to all Public Institutions from which information is received, also to such public officers as are willing to assist the objects of the compilation. They will also be supplied to the Subscribers upon application to the Secretary, at the Committee Rooms of the Association.

Contributors are requested to forward their communications not later than the Monday in the week following that to which they relate.

The Committee would also be glad to receive any other information respecting the Health of the several districts.

COMMITTEE ROOMS,
33, PALL MALL, MANCHESTER.

HEALTH AND METEOROLOGY OF MANCHESTER

COMMUNICATED TO THE

Manchester and Salford Sanitary Association.

WEEKLY RETURN.

L. III.] WEEK ENDING SATURDAY, APRIL 18, 1863. [No. 142.

METEOROLOGICAL OBSERVATIONS, TAKEN AT MANCHESTER AND THE NEIGHBOURHOOD.

	Royal Infirmary, M. R. DAY, Esq.	Old Trafford, G. V. VERNON, Esq.	Bowdon, Alderman NEILD.	Thelwall, J. ATKINSON, Esq.	Eccles, T. MACKERETH Esq.	Royton, J. HEAL, Esq.
Barometer.						
Mean @ 32° F.....	INS. 30.086	INS. (a) 29.993	INS. —	INS. (a) 30.053	INS. (a) 30.049	INS. (a) 30.045
Highest.....	30.222	30.216	—	30.266	30.212	29.726
Lowest.....	29.862	29.846	—	29.868	29.808	29.374
Range.....	0.360	0.370	—	0.398	0.404	0.352
Temperature.						
Adopted Mean.....	47.6	48.3	46.6	47.9	47.4	47.1
Range for Week.....	23.0	33.6	27.7	30.6	28.6	30.8
Daily Range.....	16.3	22.6	19.8	20.9	20.3	20.7
Maximum in Shade.....	64.0	67.0	63.0	63.6	61.1	63.8
Minimum in Shade.....	41.0	34.0	35.3	33.0	31.5	33.0
Maximum in Sun.....	—	82.0	91.5	86.0	89.8	75.0
Maximum in Sun: Black bulb in Vacuo....	—	110.0	—	109.5	—	—
Minimum on Grass.....	—	30.0	34.6	31.5	30.0	31.0
Temperature in Ground at surface.....	—	44.91	—	—	—	—
Temperature 6 inches below.....	—	45.44	—	—	—	—
Temperature 12 inches below.....	—	46.87	—	—	—	—
Temperature of Evaporation.....	43.3	45.7	44.6	44.6	43.9	44.2
Temperature of Dew Point.....	42.6	42.9	42.4	41.0	39.9	40.9
Temperature of Air—Dew Point.....	5.2	5.4	4.2	6.9	7.5	6.2
Hygrometrical condition of the Atmosphere						
Weight of Vapour in a cubic foot of Air.....	GRS. 3.10	GRS. 3.18	GRS. 3.10	GRS. 2.99	GRS. 2.84	GRS. 2.95
Required to Saturate do.....	0.68	0.68	0.56	0.80	0.90	0.76
Weight of a cubic foot of Air.....	548.9	543.4	548.6	548.3	545.7	548.9
Degree of Humidity (Saturation—1,000)....	0.833	0.821	0.860	0.778	0.764	0.798
Water in a vertical column of the Atmosphere	INS. 3.77	INS. 3.82	INS. 3.74	INS. 3.55	INS. 3.40	INS. 3.53
Elastic force of Vapour.....	0.273	0.276	0.271	0.257	0.246	0.256
Clouds (Covered—10 Clear—0).....	—	7.7	—	4.5	5.9	4.2
Prevailing Winds.....	—	NE	NW,SE.	NW,SE	E,SE,SW	E,SW
Rain.....	—	0.014	0.020	0.038	0.020	0.029
Days on which it fell.....	—	2	2	1	1	2
Ozonometer.						
Moffat (0—10).....	—	0.00	1.00	—	2.57	—
Schonbein (0—10).....	—	0.00	—	1.85	—	—
Daily Evaporation.....	INS. 0.060	INS. 0.063	INS. 0.047	INS. 0.077	INS. 0.082	INS. 0.068
Weekly Evaporation.....	0.420	0.441	0.329	0.539	0.574	0.476

(a) Reduced to sea level.

There were 4 barometric oscillations during the week, the amount being 0.632 inch. There were 5 temperature variations at 9 a.m., the amount being 14.4°.

The mean temperature of the week was 0.4° above the average of the last fourteen years, and 4.3° above corresponding week of last year.

The stations, in the order of mean temperature for the week, stand as follows:—Old Trafford, highest; Thelwall, Royal Infirmary, Eccles, Royton, and Bowdon, lowest.

The degree of humidity was the highest at Bowdon, and the lowest at Eccles.

Ozone occurred on 6 days at Eccles and Thelwall, on 4 days at Royton, and on 3 days at Bowdon; but none was found at Old Trafford. The amount at Thelwall has been unusually small, though the weather has been more like summer than in any other year.

MANCHESTER AND SALFORD

RETURN FROM PAUPER, CHARITABLE, AND PUBLIC INSTITUTIONS, New Cases of Disease coming under Treatment

MANCHESTER.															
Area in Statute Acres	Manchester Township 1,615														
Population in 1861	" " 185,050														
DISEASES.	POOR LAW DISTRICTS.						PUBLIC INSTITUTIONS.								
	St. Peter's	St. Andrew's	St. George's	Cathedral	St. Jude's	St. Michael's	Total of Districts.	Workhouse.	ROYAL INFIRMARY.			CHILDREN.			
									In-patients.	Out-patients.	District I.	District II.	District III.	St. Mary's Hospital.	General Hospital.
1	2	3	4	5	6	7	8	9	10	11	12	13	14		
Small-pox	1	2	6	1	4	4	18	3	1	2	1	2	..
Chicken-pox	1	1	2	..
Measles	2	1	2	1	3	2	11	1	3	..
Scarlatina	1	3	2	1	7	3	3	1
Diphtheria
Whooping-cough	2	2	1	5	3	2
Croup	1	1	..	2
Diarrhœa.....	1	2	1	1	3	2	10	1	..	4	6	3
Dysentery	1	1	2	1
Continued Fever.....	*3	+1	5	‡8	..	§8	25	4	2	..	1	‡5	..	9	..
Erysipelas	1	1	..	2	1	..	1	1	..
Rheumatism	2	4	3	3	3	1	16	7	1	35	1	..	3	1	..
Neuralgic Affections	2	2	15	..	1	3
Constitutional Syphilis	1	..	1	2	6	1	12	1	..
Phthisis	1	2	2	5	1	1	37	..	1	2	1	3
Insanity	1	1	5	1
Bronchitis, Influenza & Catarrh	6	29	12	9	7	14	77	4	..	64	7	1	2	11	1
Pleurisy and Pneumonia....	..	1	2	..	3	..	1	4	1	..	3
Skin Diseases.....	2	3	1	1	7	18	..	15	4	4
Dyspepsia	2	2	3	7	33	..	1	1	7	..
Accidents and diseases not classified.....	48	23	13	16	11	20	131	42	33	275	12	7	15	58	5
TOTAL	74	77	45	40	39	59	334	95	40	497	22	20	28	110	24

* 1 Typhoid. + Febricula. ‡ 1 Typhus, the rest Febricula.

Medical Officers to whom the Associates

(1) Mr. R. M. MANN.	(5) Dr. JOHN MEDD,	(9) Mr. EDWIN H. ROE,
(2) " J. BROADBENT,	(6) " LEDWARD,	(10) " S. M. BRADLEY,
(3) " JOHN ARMSTRONG,	(7) Mr. C. H. BRADDON,	(11) " T. S. SMITH,
(4) Dr. J. O. FLETCHER,	(8) " M. ROWLAND DAY,	(12) " T. S. SMITH,
		(13) Mr. H. RUI...
		(14) Dr. WHITE
		(15) Mr. W. GOI...
		(16) " J. TEA...

ANITARY ASSOCIATION.

REPORTS OF MANCHESTER AND ADJOINING DISTRICTS.

Week ending the 18th day of April, 1863.

SALFORD.				HULME.			CHORLTON.		ADWICK.	PENDLETON AND PEN-LEBURY.					
1,329				477			646		508	2650		Area in Statute Acres.			
70,967				68,209			44,850		21,739	24,448		Population in 1861.			
LAW DISTRICT.	PUBLIC INSTITUTIONS.			POOR LAW DISTRICTS.			Poor Law District.	Dispensary.	Poor Law District.	Adwick & Ancats Dispensary.	Chorlton Union Work-house.	Total.	Corresponding Week last Year.	DISEASES.	DEATHS.
	Regent Road.	Workhouse.	Dispensary.	New Bailey	St. George's.	Medlock.									
17	18	19	20	21	22	23	24	25	26	27	28				29
..	1	1	..	1	1	1	1	..	2	38	1	Small-pox	1
..	3	..	Chicken-pox
..	..	2	..	1	4	2	2	4	3	1	..	35	9	Measles	2
..	1	15	1	Scarlatina	1
..	..	2	2	4	..	Diphtheria
..	2	12	19	Whooping-cough
..	2	1	Croup	1
1	..	4	2	..	2	2	..	1	2	41	19	Diarrhœa	1
..	1	4	7	Dysentery
5	..	1	1	2	..	57	35	Continued Fever
..	..	1	6	2	Erysipelas
6	1	4	..	4	2	..	4	5	..	1	..	91	55	Rheumatism
..	..	2	23	10	Neuralgic Affections
1	..	4	1	1	29	17	Constitutional Syphilis	..
..	..	6	1	1	2	1	1	..	1	64	46	Phthisis	10
..	3	2	12	16	Insanity
14	1	24	5	5	3	7	10	9	4	5	2	265	164	Bronchitis, Influenza, and Catarrh.....	6
..	12	13	Pleurisy & Pneumonia.	..
3	4	9	..	3	2	..	5	..	3	..	5	82	48	Skin Disease.....	..
5	..	7	1	1	5	1	4	2	5	2	..	87	42	Dyspepsia
18	6	85	2	16	10	3	4	43	14	12	23	831	554	Accidents and diseases not classified.....	33
53	16	152	10	31	30	16	31	71	35	21	36	1713	1059	TOTAL.....	55

‡ 2 Typhus, the rest Febricula.

|| Typhus.

Indebted for the annexed Returns.

(17) Dr. SAMUEL BOOTH,
 (18) Mr. M. O. LARMUTH,
 (19) " J. O. BRADBURY,
 (20) " W. B. STOTT,

(21) Mr. JOHN SMITH,
 (22) Dr. ALEX. WILSON,
 (23) Mr. H. M. WILLIAMSON
 (24) " JOSEPH FOSTER,

(25) Mr. JOHN RAYNER,
 (26) " J. V. L. WESTMACOTT,
 (27) " A. F. PENNINGTON,
 (28) " W. H. HUGHES.

Weekly Return of Births and Deaths in Manchester and Salford.

Causes of Death.	Ancoats District, Mr. Royston.	St. George's Dis., Mr. Worthington.	Market-st. Dis., Mr. A. Gardiner.	London-rd. Dis., Dr. Johns.	Deansgate Dis., Mr. Leigh.	Greenigate Dis., Mr. Bowet.	Regent-rd. Dis., Mr. Tiplle.	*Pendleton Dis., Mr. Bowker.	Chorlton-on-M., Mr. Rowley.	Hulme Township, Mr. Sorby.	Ardswick Tashp., Mr. Hallswoth.	TOTAL.	Corresponding week last year.
Small Pox	1	1	1	3	..
Measles	3	1	1	..	1	7	6
Whooping-cough	2	1	..	1	..	1	..	1	3	1	..	9	15
Scarlatina	4	1	..	3	1	..	2	14	1
Diarrhoea	1	1	8
Fever	1	4	..	2	1	1	21	..	1	11	6
Diseases of the Lungs ..	15	6	..	1	..	7	5	..	4	6	7	51	55
Other causes	15	12	19	9	16	9	+12	49	11	25	9	146	131
TOTAL NO. OF DEATHS.	38	24	20	18	16	20	20	11	22	35	18	212	222
TOTAL NO. OF BIRTHS.	57	34	21	20	25	47	20	24	36	59	24	367	274

* Return from Pendleton District commenced June 28.

+ 1 Inquest.

‡ 2 Inquests.

‡ Gastric, aged 4 years.

Monthly Return of New Cases of Disease coming under Treatment

*In 11 Charitable Institutions in
St. Marylebone, LONDON. Medical
Officer of Health, Dr. R. D. Thomson.
Population in 1861, 161,680.*

*At Pauper, Charitable, and Public
Institutions in MANCHESTER
and SALFORD.
Population in 1861, 390,815.*

5 Weeks ending 31st January.	4 Weeks ending 28th February.	4 weeks ending 28th March.	TOTAL.	DISEASES.	5 Weeks ending 31st January.	4 Weeks ending 28th February.	4 Weeks ending 28th March.	TOTAL.
10	11	21	42 Small-pox	83	81	140	304
7	13	10	30 Chicken-pox	4	10	13	27
106	47	59	212 Measles	154	94	115	363
64	40	46	150 Scarlatina	39	60	70	169
8	2	7	17 Diphtheria	4	3	4	11
71	46	36	153	.. Whooping-cough ..	65	35	45	145
4	3	..	7 Croup	6	10	8	24
207	161	146	514 Diarrhoea	183	126	155	464
3	3	4	10 Dysentery	30	28	21	79
.. Cholera
38	21	16	75 Erysipelas	35	14	21	70
.. Puerperal Fever
25	13	14	52 Insanity	40	41	37	118
1041	792	796	2632	Bronchitis and Catarrh	1675	1245	1190	4110
11	4	11	26 Pleurisy
24	27	13	64	.. Pneumonia .. }	86	56	71	213
8	10	4	22 Carbuncle
4483	4032	3493	12008	{ Accidents, and all { other Diseases }	5662	4487	4671	14820
6113	5225	4676	16014 TOTAL	8066	6290	6561	20917

Copies of the "Weekly Return" are regularly forwarded to all Public Institutions from which information is received, also to such public officers as are willing to assist the objects of the compilation. They will also be supplied to the Subscribers upon application to the Secretary, at the Committee Rooms of the Association.

Contributors are requested to forward their communications not later than the Monday in the week following that to which they relate

The Committee would also be glad to receive any other information respecting the Health of the several districts.

COMMITTEE ROOMS,
33, PALL MALL, MANCHESTER.

HEALTH AND METEOROLOGY OF MANCHESTER

COMMUNICATED TO THE

Manchester and Salford Sanitary Association.

WEEKLY RETURN.

OL. III.]

WEEK ENDING SATURDAY, APRIL 25, 1863.

[No. 143.]

METEOROLOGICAL OBSERVATIONS, TAKEN AT MANCHESTER AND THE NEIGHBOURHOOD.

	Royal Infirmary, M. R. DAY, Esq.	Old Trafford, G. V. VERNON, Esq.	Bowdon, Alderman NEILD.	Thelwall, J. ATKINSON, Esq.	Eccles, T. MACKERETH Esq.	Royton, J. HEAP, Esq.
Barometer.						
Mean @ 32° F., and reduced to sea level	INS. 30·072	INS. 30·016	INS. —	INS. 29·998	INS. 29·991	INS. 29·971
Highest.....	30·300	30·314	—	30·346	30·272	29·814
Lowest.....	29·518	29·482	—	29·562	29·490	29·022
Range	0·782	0·832	—	0·784	0·782	0·792
Temperature.						
Adopted Mean	47·5	49·0	48·0	47·3	47·1	46·2
Range for Week	22·0	29·7	27·0	26·6	27·1	28·6
Daily Range.....	11·8	16·3	15·2	14·0	14·0	15·0
Maximum in Shade	61·0	62·0	59·8	60·6	58·5	57·9
Minimum in Shade	39·0	32·3	32·8	34·0	31·4	29·3
Maximum in Sun	—	81·3	86·4	89·0	83·8	68·5
Maximum in Sun: Black bulb in Vacuo....	—	103·0	—	116·3	—	—
Minimum on Grass	—	30·0	31·4	28·0	27·7	26·4
Temperature in Ground at surface	—	46·25	—	—	—	—
Temperature 6 inches below	—	46·56	—	—	—	—
Temperature 12 inches below	—	47·56	—	—	—	—
Temperature of Evaporation	44·4	45·5	42·6	44·1	43·4	43·7
Temperature of Dew Point	40·9	41·7	36·6	40·5	39·2	40·8
Temperature of Air—Dew Point	6·6	7·3	11·4	6·8	7·9	5·4
Hygrometrical condition of the Atmosphere.						
Weight of Vapour in a cubic foot of Air.....	GRS. 2·97	GRS. 3·00	GRS. 2·52	GRS. 2·90	GRS. 2·77	GRS. 2·99
Required to Saturate do	0·78	1·00	1·28	0·83	0·94	0·63
Weight of a cubic foot of Air	549·2	544·0	550·4	547·9	548·2	548·8
Degree of Humidity (Saturation—1,000)	0·788	0·760	0·650	0·779	0·749	0·827
Water in a vertical column of the Atmosphere	INS. 3·53	INS. 3·65	INS. 3·00	INS. 3·48	INS. 3·30	INS. 3·52
Elastic force of Vapour.....	0·256	0·264	0·217	0·252	0·239	0·255
Clouds (Covered—10 Clear—0).....	—	7·0	—	7·9	8·6	8·3
Prevailing Winds	—	W, SW	NW, SW	W	NW, SW	W, NW
Rain	—	0·262	0·350	0·451	0·297	0·405
Days on which it fell.....	—	6	5	6	6	5
Ozonometer.						
Moffat (0—10)	—	2·23	2·43	—	3·93	7·71
Schonbein (0—10).....	—	2·00	—	6·28	—	—
Daily Evaporation.....	INS. 0·073	INS. 0·084	INS. 0·118	INS. 0·075	INS. 0·085	INS. 0·058
Weekly Evaporation.....	0·511	0·588	0·826	0·525	0·595	0·406

There were 5 barometric oscillations during the week, the amount being 1·446 inches. There were 4 temperature oscillations at 9 a.m., the amount being 9·8°.

The mean temperature of the week was 0·1° above the average of the last fourteen years, and 5·6° below corresponding week of last year.

The stations, in the order of mean temperature for the week, stand as follows:—Old Trafford, highest; Bowdon, Royal Infirmary, Thelwall, Eccles, and Royton, lowest.

The degree of humidity was the highest at Royton and the lowest at Bowdon; the amount of humidity at the latter is exceedingly low, especially considering that it has been by far the highest nearly every week during the winter.

Ozone occurred on 7 days at Royton, Thelwall, and Eccles, and on 4 days at Bowdon and Old Trafford.

ing.

Eccles,
Manchester.

THOMAS MACKERETH, M.B.M.S.

MANCHESTER AND SALFORD

RETURN FROM PAUPER, CHARITABLE, AND PUBLIC New Cases of Disease coming under Treatment

		MANCHESTER.													
Area in Statute Acres		Manchester Township												1,645	
Population in 1861		" "												185,050	
DISEASES.	POOR LAW DISTRICTS.							PUBLIC INSTITUTIONS.							
	St. Peter's	St. Andrew's	St. George's	Cathedral	St. Jude's	St. Michael's	Total of Districts.	Workhouse.	ROYAL INFIRMARY.					CHILDREN	
									In-patients.	Out-patients.	District I.	District II.	District III.	St. Mary's Hospital.	Clinical Hospital.
1	2	3	4	5	6	7	8	9	10	11	12	13	14		
Small-pox	1	1	6	..	1	2	11	4	4	3	..	3	2	1	..
Chicken-pox	4	1	5
Measles	4	..	4
Scarlatina	1	..	1	..	2	2	6	1	1
Diphtheria
Whooping-cough	2	3	2	7	2	1	2
Croup	1	..	1
Diarrhoea.....	1	3	1	1	3	1	10	2	..	4	5	4
Dysentery
Continued Fever.....	*6	..	1	†5	..	†4	16	4	3	..	1	..	†1	9	..
Erysipelas	1	1	2	4	2	..	1
Rheumatism	3	3	2	..	3	3	14	7	..	23	1	1	2
Neuralgic Affections.....	..	3	3	4	1
Constitutional Syphilis	1	1	8	..	10	1
Phthisis	1	2	..	1	..	2	6	2	..	35	2	1	3	4	4
Insanity	2
Bronchitis, Influenza & Catarrh	5	23	8	11	7	16	70	14	..	41	4	3	2	8	..
Pleurisy and Pneumonia....	1	1	2	1	5	2
Skin Diseases.....	..	4	2	1	2	..	9	8	..	21	4	2
Dyspepsia	1	1	1	..	4	..	7	..	1	39	..	1	..	1	3
Accidents and diseases not classified.....	41	21	24	12	3	19	120	47	20	243	9	5	9	58	4
TOTAL	64	65	52	32	33	53	299	98	28	427	17	16	19	91	24

* 1 Typhoid. † Febricula. ‡ Typhus.

Medical Officers to whom the Association

- | | | | |
|--|---|---|--|
| (1) Mr. R. M. MANN.
(2) „ J. BROADBENT,
(3) „ JOHN ARMSTRONG,
(4) Dr. J. O. FLETCHER, | (5) Dr. JOHN MEDD,
(6) „ LEDWARD,
(7) Mr. C. H. BRADDON,
(8) „ M. ROWLAND DAY, | (9) } Mr. EDWIN H. ROE,
(10) } „ S. M. BRADLEY,
(11) } „ T. S. SMITH,
(12) } | (13) Mr. H. RUNC
(14) Dr. WHITEH
(15) Mr. W. GOL
(16) „ J. TEAL |
|--|---|---|--|

NITARY ASSOCIATION.

S OF MANCHESTER AND ADJOINING DISTRICTS.

Week ending the 25th day of April, 1863.

ALFORD.				HULME.			CHORLTON.		ARDWICK.	PENDLETON AND PENDLEBURY.				Area in Statute Acres.		DEATHS.
1,329				477			646		508	2650				Population in 1861.		
70,967				68,209			44,850		21,739	24,448						
WEEK ENDING.	PUBLIC INSTITUTIONS.			POOR LAW DISTRICTS.			Poor Law District.	Dispensary.	Poor Law District.	Ardwick & Ancoats Dispensary.	Chorlton Union Workhouse.	Total.	Corresponding Week last Year.	DISEASES.	DEATHS.	
	Workhouse.	Dispensary.	New Bailey	St. George's.	Medlock.	St. Philip's										
7	18	19	20	21	22	23	24	25	26	27	28				29	
..	1	2	..	1	2	2	..	2	2	41	1	Small-pox	
..	1	7	1	Chicken-pox	
i	2	1	3	7	1	..	19	15	Measles	2	
..	..	1	1	..	1	2	14	2	Scarlatina	
..	1	1	..	Diphtheria	
..	..	2	..	1	3	4	..	1	..	25	42	Whooping-cough	
..	1	1	Croup	
..	2	1	6	1	1	2	2	41	43	Diarrhoea	1	
..	..	1	1	4	Dysentery	
6	..	2	2	1	2	..	52	42	Continued Fever	2	
..	..	2	1	1	11	6	Erysipelas	
4	1	8	2	2	1	5	1	2	2	80	59	Rheumatism	
2	..	3	2	15	12	Neuralgic Affections	
1	4	4	..	1	2	1	..	1	35	21	Constitutional Syphilis	..	
2	2	13	..	1	1	..	1	2	1	..	2	82	61	Phthisis	8	
1	3	7	Insanity	
30	2	29	4	4	8	7	15	9	6	7	4	274	219	Bronchitis, Influenza, and Catarrh	3	
..	..	1	2	..	3	13	12	Pleurisy & Pneumonia.	2	
..	2	9	..	1	1	1	1	4	3	1	4	74	56	Skin Disease	
2	1	8	..	2	2	4	3	3	1	2	1	82	46	Dyspepsia	
8	4	80	2	9	10	6	6	47	3	13	11	741	663	Accidents and diseases not classified	18	
57	19	166	15	25	26	19	32	86	31	31	32	1612	1313	TOTAL	36	

debted for the annexed Returns.

(17) Dr. SAMUEL BOOTH,
 (18) Mr. M. O. LARMUTH,
 (19) " J. O. BRADBURY,
 (20) " W. B. STOTT,

(21) Mr. JOHN SMITH,
 (22) Dr. ALEX. WILSON,
 (23) Mr. H. M. WILLIAMSON
 (24) " JOSEPH FOSTER,

(25) Mr. JOHN RAYNER,
 (26) " J. V. L. WESTMACOTT,
 (27) " A. F. PENNINGTON,
 (28) " W. H. HUGHES.

Weekly Return of Births and Deaths in Manchester and Salford.

Causes of Death.	Ancoats District, Mr. Royston.	St. George's Dis., Mr. Worthington.	Market-st. Dis., Mr. A. Gardiner.	London-rd. Dis., Dr. Johns.	Deansgate Dis., Mr. Leigh.	Greengate Dis., Mr. Bowen.	Regent-rd. Dis., Mr. Tipler.	*Pendleton Dis., Mr. Bowker.	Chorlton-on-M., Mr. Rowley.	Hulme Township, Mr. Sorby.	Arndwick Tnshp., Mr. Hallsforth.	TOTAL.	Corres- ponding week last year.
Small Pox	2	2	..
Measles	2	1	1	1	2	4	..	11	6
Whooping-cough.....	4	2	1	1	..	1	9	14
Scarlatina.....	3	4	1	2	1	..	3	3	1	18	4
Diarrhoea	1	1	7
Fever	3	..	+1	+3	1	12	1	11	3
Diseases of the Lungs ..	10	5	2	5	..	6	1	..	2	12	4	52	66
Other causes.....	11	6	17	6	13	25	13	10	7	17	4	109	122
TOTAL NO. OF DEATHS.	33	17	22	15	16	12	18	15	17	38	10	213	222
TOTAL NO. OF BIRTHS.	42	44	22	23	23	43	11	24	41	53	14	340	359

* Return from Pendleton District commenced June 28.
 + 1 Typhus. † 2 Inquests. ‡ 1 Inquest. § 1 Typhoid.

Monthly Return of New Cases of Disease coming under Treatment

*In 11 Charitable Institutions in
St. Marylebone, LONDON. Medical
Officer of Health, Dr. R. D. Thomson.
Population in 1861, 161,680.*

*At Pauper, Charitable, and Public
Institutions in MANCHESTER
and SALFORD.
Population in 1861, 390,815.*

5 Weeks ending 31st January.	4 Weeks ending 28th February.	4 weeks ending 28th March.	TOTAL.	DISEASES.	5 Weeks ending 31st January.	4 Weeks ending 28th February.	4 Weeks ending 28th March.	TOTAL.
10	11	21	42 Small-pox	83	81	140	304
7	13	10	30 Chicken-pox	4	10	13	27
106	47	59	212 Measles	154	94	115	363
64	40	46	150 Scarlatina	39	60	70	169
8	2	7	17 Diphtheria	4	3	4	11
71	46	36	153	.. Whooping-cough ..	65	35	45	145
4	3	..	7 Croup	6	10	8	24
207	161	146	514 Diarrhoea.....	183	126	155	464
3	3	4	10 Dysentery	30	28	21	79
.. Cholera
38	21	16	75 Erysipelas	35	14	21	70
.. Puerperal Fever
25	13	14	52 Insanity	40	41	37	118
1044	792	796	2632	Bronchitis and Catarrh	1675	1245	1190	4110
11	4	11	26 Pleurisy	86	56	71	213
24	27	13	64	... Pneumonia .. }				
8	10	4	22 Carbuncle
4483	4032	3493	12008	{ Accidents, and all } { other Diseases }	5662	4487	4671	14820
6113	5225	4676	16014 TOTAL	8066	6290	6561	20917

Copies of the "Weekly Return" are regularly forwarded to all Public Institutions from which information is received, also to such public officers as are willing to assist the objects of the compilation. They will also be supplied to the Subscribers upon application to the Secretary, at the Committee Rooms of the Association.

Contributors are requested to forward their communications not later than the Monday in the week following that to which they relate

The Committee would also be glad to receive any other information respecting the Health of the several districts.

COMMITTEE ROOMS,
33, PALL MALL, MANCHESTER.

HEALTH AND METEOROLOGY OF MANCHESTER

COMMUNICATED TO THE

Manchester and Salford Sanitary Association.



WEEKLY RETURN.

[Vol. III.]

WEEK ENDING SATURDAY, MAY 2, 1863.

[No. 144.]

METEOROLOGICAL OBSERVATIONS, TAKEN AT MANCHESTER AND THE NEIGHBOURHOOD.

	Royal Infirmary, M.R. DAY, Esq.	Old Trafford, G.V. VERNON, Esq.	Bowdon, Alderman NEILD.	Thelwall, J. ATKINSON, Esq.	Eccles, T. MACKERETH Esq.	Royton, J. HEAP, Esq.
Barometer.						
Mean @ 32° F., and reduced to sea level	INS. 30·121	INS. 30·093	INS. —	INS. 30·092	INS. 30·087	INS. 30·052
Highest.....	30·202	30·214	—	30·260	30·190	30·726
Lowest.....	29·680	29·710	—	29·730	29·674	29·210
Range	0·522	0·504	—	0·530	0·516	0·516
Temperature.						
Adopted Mean	46·5	47·8	46·7	46·2	46·2	44·7
Range for Week	22·0	32·0	32·5	28·7	30·8	31·8
Daily Range	12·6	18·0	18·0	15·1	16·3	19·7
Maximum in Shade	60·0	64·0	63·5	60·0	61·8	61·8
Minimum in Shade	38·0	32·0	31·0	31·3	31·0	30·0
Maximum in Sun	—	81·8	87·5	83·0	77·5	75·5
Maximum in Sun: Black bulb in Vacuo....	—	109·2	—	110·0	—	—
Minimum on Grass	—	32·0	29·0	28·2	26·9	28·0
Temperature in Ground at surface	—	45·06	—	—	—	—
Temperature 6 inches below	—	45·45	—	—	—	—
Temperature 12 inches below	—	46·99	—	—	—	—
Temperature of Evaporation	42·4	44·0	43·3	42·2	41·6	41·5
Temperature of Dew Point	37·7	39·8	39·5	37·6	36·3	37·8
Temperature of Air—Dew Point	8·8	8·0	7·2	8·6	9·9	6·9
Hygrometrical condition of the Atmosphere.						
Weight of Vapour in a cubic foot of Air.....	GRS. 2·63	GRS. 2·82	GRS. 2·82	GRS. 2·62	GRS. 2·50	GRS. 2·63
Required to Saturate do	1·02	0·96	0·85	1·00	1·12	0·74
Weight of a cubic foot of Air	551·3	546·8	550·5	551·1	551·0	552·0
Degree of Humidity (Saturation—1,000)	0·724	0·742	0·769	0·730	0·696	0·763
Water in a vertical column of the Atmosphere	INS. 3·12	INS. 3·39	INS. 3·34	INS. 3·11	INS. 2·95	INS. 3·13
Elastic force of Vapour.....	0·226	0·245	0·242	0·225	0·214	0·227
Clouds (Covered—10 Clear—0).....	—	7·4	—	6·6	7·9	7·0
Prevailing Winds	—	SW	NW	N,NW	W,N,NW	NW
Rain	—	0·023	0·080	0·071	0·052	0·212
Days on which it fell.....	—	2	2	3	2	3
Ozonometer.						
Moffat (0—10)	—	1·43	0·93	—	4·85	—
Schonbein (0—10)	—	0·86	—	5·14	—	4·71
Daily Evaporation.....	INS. 0·091	INS. 0·088	INS. 0·077	INS. 0·088	INS. 0·099	INS. 0·069
Weekly Evaporation.....	0·637	0·616	0·539	0·616	0·693	0·483

* This return was made for Six days of the week only.

There were 3 barometric oscillations during the week, the amount being 1·186 inches. There were 4 temperature oscillations at 9 a.m., the amount being 15·0°.

The mean temperature of the week was 0·9° below the average of the last fourteen years, and 7·7° below the corresponding week of last year.

The stations, in the order of mean temperature for the week, stand as follows:—Old Trafford, highest; Bowdon, Royal Infirmary, Thelwall, Eccles, and Royton, lowest.

The degree of humidity was the highest at Bowdon and the lowest at Eccles. The small amount of humidity at Bowdon last week was an error, due to a mistake in my calculation. Mr. Atkinson, of Thelwall, kindly sent me the observations of a friend of his, at Bowdon, which caused me to revise the figures I had; I then found that dew point should be 41·2° amount of humidity 0·778. Temperature of air:—dew point 6·8°; weight of vapour in a cubic foot of air 2·96 grs.; required to saturate ditto ·84; elastic force of vapour 0·259 of an inch; daily evaporation 0·076 of an inch.

Ozone occurred on 7 days at Thelwall and Eccles, on 6 days at Royton, on 3 days at Old Trafford, and on 2 days at Bowdon.

The rain fall for April will be published next week.

Eccles,
Near Manchester.

THOMAS MACKERETH, M.B.M.S.

MANCHESTER AND SALFORD

RETURN FROM PAUPER, CHARITABLE, AND PUBLIC INSTITUTIONS New Cases of Disease coming under Treatment

MANCHESTER.															
Area in Statute Acres	Manchester Township 1,645														
Population in 1861	" " 185,050														
DISEASES.	POOR LAW DISTRICTS.							PUBLIC INSTITUTIONS.							
	St. Peter's	St. Andrew's	St. George's	Cathedral	St. Jude's	St. Michael's	Total of Districts.	Workhouse.	ROYAL INFIRMARY.					CHILDREN	
									In-patients.	Out-patients.	District I.	District II.	District III.	St. Mary's Hospital.	Clinical Hospital.
1	2	3	4	5	6	7	8	9	10	11	12	13	14		
Small-pox	1	4	3	..	1	4	13	4	2	3	1	
Chicken-pox	1	3	
Measles	1	4	..	5	1	4	..	
Scarlatina	3	1	..	3	2	9	..	1	2	1	1	1	..	
Diphtheria	
Whooping-cough	3	3	1	1	2	
Croup	1	..	
Diarrhoea	2	2	2	..	2	2	10	6	5	3	
Dysentery	1	1	1	
Continued Fever	3	*3	5	*6	..	*14	31	1	5	..	†2	†1	..	16	
Erysipelas	8	..	2	
Rheumatism	13	6	5	3	..	4	31	2	5	22	1	2	3	2	
Neuralgic Affections	1	1	..	1	15	1	
Constitutional Syphilis	1	1	18	..	6	..	1	..	1	
Phthisis	1	..	3	..	4	3	..	21	2	1	2	2	
Insanity	1	1	1	
Bronchitis, Influenza & Catarrh	2	19	7	7	9	8	52	10	..	48	4	2	1	6	
Pleurisy and Pneumonia	2	2	4	10	1	..	
Skin Diseases	2	4	..	2	8	12	3	22	3	
Dyspepsia	1	2	1	..	4	1	9	30	..	1	..	3	
Accidents and diseases not classified	33	20	16	16	12	21	118	42	20	233	12	5	15	63	
TOTAL	60	68	41	37	38	57	301	93	37	428	23	16	23	105	

* Febricula. + Typhoid. † Typhus.

Medical Officers to whom the Associa

- | | | | |
|--|---|---|--|
| (1) Mr. R. M. MANN.
(2) " J. BROADBENT.
(3) " JOHN ARMSTRONG,
(4) Dr. J. O. FLETCHER, | (5) Dr. JOHN MEDD,
(6) " LEDWARD,
(7) Mr. C. H. BRADDON,
(8) " M. ROWLAND DAY, | (9) } Mr. EDWIN H. ROE,
(10) } " S. M. BRADLEY,
(11) } " T. S. SMITH,
(12) } | (13) Mr. H. RUNNELL,
(14) Dr. WHITEHEAD,
(15) Mr. W. GOLD,
(16) " J. TEAL |
|--|---|---|--|

NITARY ASSOCIATION.

S OF MANCHESTER AND ADJOINING DISTRICTS.

Week ending the 2nd day of May, 1863.

ALFORD.				HULME.			CHORLTON.		ARDWICK	PENDLETON AND PENDLEBURY.					DEATHS.	
1,329				477			646		508	2650			Area in Statute Acres.			
70,967				68,209			44,850		21,739	24,448			Population in 1861.			
WEEK.	PUBLIC INSTITUTIONS.			POOR LAW DISTRICTS			Poor Law District.		Poor Law District.	Ardwick & Anecats Dispensary.		Chorlton Union Work-house.	Total.	Corresponding Week last Year.	DISEASES.	29
	Workhouse.	Dispensary.	New Bailey	St. George's.	Medlock.	St. Philip's	Poor Law District.	Dispensary.	Poor Law District.	Ardwick & Anecats Dispensary.	Chorlton Union Work-house.					
7	18	19	20	21	22	23	24	25	26	27	28					
2	..	5	1	..	1	..	1	1	3	40	2	Small-pox	3	
..	1	6	3	Chicken-pox	
..	..	2	..	1	1	1	2	3	2	22	6	Measles	1	
1	..	4	1	2	1	26	4	Scarlatina	4	
..	1	1	1	Diphtheria	
..	4	1	2	..	1	..	15	20	Whooping-cough	1	
..	1	2	1	Croup	2	
..	1	3	8	1	1	..	1	2	46	33	Diarrhoea	
..	3	1	..	2	9	8	Dysentery	
6	2	1	1	67	55	Continued Fever	2	
..	..	1	11	7	Erysipelas	
5	2	6	1	1	..	2	..	1	3	93	60	Rheumatism	
3	..	3	1	26	13	Neuralgic Affections	
1	..	1	29	23	Constitutional Syphilis	..	
1	..	5	..	1	1	..	2	3	..	1	..	51	53	Phthisis	4	
..	3	1	7	7	Insanity	1	
16	..	27	6	5	4	7	7	7	5	5	4	231	194	Bronchitis, Influenza, and Catarrh	2	
..	..	2	2	19	5	Pleurisy & Pneumonia.	2	
6	1	4	..	2	3	67	58	Skin Disease.....	..	
..	..	11	7	4	..	4	2	1	2	79	68	Dyspepsia	
16	5	59	2	15	9	6	11	40	12	13	6	723	645	Accidents and diseases not classified.....	25	
57	12	133	16	35	27	19	26	67	24	21	26	1570	1266	TOTAL.....	47	

‡ Confluent.

debted for the annexed Returns.

(17) Dr. SAMUEL BOOTH,
 (18) Mr. M. O. LARMUTH,
 (19) " J. O. BRADBURY,
 (20) " W. B. STOTT,

(21) Mr. JOHN SMITH,
 (22) Dr. ALEX. WILSON,
 (23) Mr. H. M. WILLIAMSON
 (24) " JOSEPH FOSTER,

(25) Mr. JOHN RAYNER,
 (26) " J. V. L. WESTMACOTT,
 (27) " A. F. PENNINGTON,
 (28) " W. H. HUGHES.

Weekly Return of Births and Deaths in Manchester and Salford.

Causes of Death.	Ancoats District, Mr. Royston.	St. George's Dis., Mr. Worthington.	Market-st. Dis., Mr. A. Gardiner.	London-rd. Dis., Dr. Johns.	Deansgate Dis., Mr. Leigh.	Greengate Dis., Mr. Bowker.	Regent-rd. Dis., Mr. Tipler.	*Pendleton Dis., Mr. Bowker.	Chorlton-on-M., Mr. Rowley.	Hulme Township, Mr. Sorby.	Ardwick Tnshp., Mr. Hallisworth.	TOTAL.	Corres- ponding week last year.
Small Pox	2	1	1	..	21	..	11	4	..
Measles	5	8
Whooping-cough.....	4	1	..	1	..	1	1	2	..	10	13
Scarlatina	6	4	3	..	2	1	18	3
Diarrhoea	2	1	43	1	1	2	..	1	1	11	5
Fever	12	1	..	3	5
Diseases of the Lungs ..	11	6	1	5	..	49	5	..	7	11	1	66	49
Other causes.....	15	14	18	12	7	8	14	8	9	14	5	124	132
TOTAL NO. OF DEATHS.	40	26	25	20	11	20	20	9	21	31	8	231	215
TOTAL NO. OF BIRTHS.	31	49	21	24	11	31	30	13	19	49	16	297	397

* Return from Pendleton District commenced June 28.
 † 2 Typhus. ‡ 1 Inquest. § 22 years of age. || Certified as Phthisis, after Small Pox, aged 40 years.
 ¶ 1 Remittent, aged 3 years, and 1 Gastric, aged 6 years.

Monthly Return of New Cases of Disease coming under Treatment

*In 11 Charitable Institutions in
St. Marylebone, LONDON. Medical
Officer of Health, Dr. R. D. Thomson,
Population in 1861, 161,680.*

*At Pauper, Charitable, and Public
Institutions in MANCHESTER
and SALFORD.
Population in 1861, 390,815.*

5 Weeks ending 31st January.	4 Weeks ending 28th February.	4 weeks ending 28th March.	TOTAL.	DISEASES.	5 Weeks ending 31st January.	4 Weeks ending 28th February.	4 Weeks ending 28th March.	TOTAL.
10	11	21	42 Small-pox	83	81	140	304
7	13	10	30 Chicken-pox	4	10	13	27
106	47	59	212 Measles	154	94	115	363
64	40	46	150 Scarlatina	39	60	70	169
8	2	7	17 Diphtheria	4	3	4	11
71	46	36	153	.. Whooping-cough ..	65	35	45	145
4	3	..	7 Croup	6	10	8	24
207	161	146	514 Diarrhoea	183	126	155	464
3	3	4	10 Dysentery	30	28	21	79
.. Cholera
38	21	16	75 Erysipelas	35	14	21	70
.. Puerperal Fever
25	13	14	52 Insanity	40	41	37	118
1041	792	796	2632	Bronchitis and Catarrh	1675	1245	1190	4110
11	4	11	26 Pleurisy
24	27	13	64	... Pneumonia .. }	86	56	71	213
8	10	4	22 Carbuncle
4483	4032	3493	12008	{ Accidents, and all other Diseases }	5662	4487	4671	14820
6113	5225	4676	16014 TOTAL	8066	6290	6561	20917

Copies of the "Weekly Return" are regularly forwarded to all Public Institutions from which information is received, also to such public officers as are willing to assist the objects of the compilation. They will also be supplied to the Subscribers upon application to the Secretary, at the Committee Rooms of the Association.

Contributors are requested to forward their communications not later than the Monday in the week following that to which they relate

The Committee would also be glad to receive any other information respecting the Health of the several districts.

COMMITTEE ROOMS,
33, PALL MALL, MANCHESTER.

HEALTH AND METEOROLOGY OF MANCHESTER

COMMUNICATED TO THE

Manchester and Salford Sanitary Association.

WEEKLY RETURN.

[VOL. III.]

WEEK ENDING SATURDAY, MAY 9, 1863.

[No. 145.]

METEOROLOGICAL OBSERVATIONS, TAKEN AT MANCHESTER AND THE NEIGHBOURHOOD.

	Royal Infirmary, M. R. DAY, Esq.	Old Trafford, G. V. VERNON, Esq.	Bowdon, Alderman NEWILD.	Thelwall, J. ATKINSON, Esq.	Eccles, T. MACKERETH Esq.	Royton, J. HEAR, Esq.
Barometer.						
Mean @ 32° F., and reduced to sea level	INS. 30.061	INS. 30.034	INS. —	INS. 30.014	INS. 30.013	INS. 30.004
Highest	30.312	30.320	—	30.322	30.282	29.826
Lowest	29.682	29.629	—	29.730	29.652	29.200
Range	0.630	0.691	—	0.592	0.630	0.620
Temperature.						
Adopted Mean	49.2	51.3	49.9	49.1	50.5	48.5
Range for Week	28.0	42.3	40.0	36.7	39.1	39.6
Daily Range	15.5	21.3	20.7	19.1	20.7	22.1
Maximum in Shade	67.0	74.3	71.5	68.2	69.4	68.9
Minimum in Shade	39.0	32.0	31.5	31.5	30.3	29.3
Maximum in Sun	—	97.0	80.8	89.8	96.4	78.5
Maximum in Sun: Black bulb in Vacuo	—	117.8	—	116.0	—	—
Minimum on Grass	—	28.7	28.8	28.2	26.2	27.5
Temperature in Ground at surface	—	47.75	—	—	—	—
Temperature 6 inches below	—	47.89	—	—	—	—
Temperature 12 inches below	—	48.86	—	—	—	—
Temperature of Evaporation	45.9	48.0	47.5	46.8	44.4	45.4
Temperature of Dew Point	42.4	44.6	44.9	44.3	38.0	42.0
Temperature of Air—Dew Point	6.8	6.7	5.0	4.8	12.5	6.5
Hygrometrical condition of the Atmosphere.						
Weight of Vapour in a cubic foot of Air	GRS. 3.06	GRS. 3.37	GRS. 3.46	GRS. 3.33	GRS. 2.63	GRS. 3.07
Required to Saturate do	0.94	0.39	0.63	0.68	1.52	0.83
Weight of a cubic foot of Air	545.1	541.7	543.2	544.9	544.1	538.1
Degree of Humidity (Saturation—1,000)	0.774	0.782	0.841	0.840	0.625	0.788
Water in a vertical column of the Atmosphere	INS. 3.74	INS. 4.08	INS. 4.12	INS. 4.03	INS. 3.16	INS. 3.67
Elastic force of Vapour	0.271	0.295	0.298	0.292	0.229	0.267
Clouds (Covered—10 Clear—0)	—	6.3	—	6.2	6.3	4.8
Prevailing Winds	—	SW, W	NW, SW	NW, SW	N, W, SSW	W, SW
Rain	—	0.227	0.220	0.315	0.256	0.305
Days on which it fell	—	4	4	3	4	3
Ozonometer.						
Moffat (0—10)	—	1.71	2.07	—	2.78	—
Schonbein (0—10)	—	0.71	—	3.85	—	6.71
Daily Evaporation	INS. 0.080	INS. 0.083	INS. 0.062	INS. 0.057	INS. 0.138	INS. 0.075
Weekly Evaporation	0.560	0.581	0.434	0.399	0.956	0.525

There were 5 barometric oscillations during the week, the amount being 1.450 inches. There were 5 temperature variations at 9 a.m., the amount being 27.1°.

The mean temperature of the week was 1.4° above the average of the last fourteen years, but 5.1° below corresponding week of last year.

The stations, in the order of mean temperature for the week, stand as follows:—Old Trafford, highest; Eccles, don, Royal Infirmary, Thelwall, and Royton, lowest.

The degree of humidity was the highest at Bowdon and Thelwall, and the lowest at Eccles; the humidity at the latter being considerably below all the others, a circumstance which happened in the first week of last June.

Ozone occurred on 7 days at Thelwall, Eccles, and Royton, on 4 days at Bowdon, and on 2 days at Old Trafford.

The fall of rain during April, in the order of amount, has been as follows:—

	Fall in Inches.	Days on which it Fell.
Royton	1.599	18
Thelwall	1.547	22
Bowdon	1.490	17
Old Trafford	1.391	17
Eccles	1.254	16

MANCHESTER AND SALFORD

RETURN FROM PAUPER, CHARITABLE, AND PUBLIC INSTITUTIONS New Cases of Disease coming under Treatment

MANCHESTER.															
Area in Statute Acres	Manchester Township 1,645														
Population in 1861	" " 185,050														
DISEASES.	POOR LAW DISTRICTS.							PUBLIC INSTITUTIONS.							
	St. Peter's	St. Andrew's	St. George's	Cathedral	St. Jude's	St. Michael's	Total of Districts.	Workhouse.	ROYAL INFIRMARY.			CHILDREN			
									In-patients.	Out-patients.	District I.	District II.	District III.	St. Mary's Hospital.	Clinical Hospital.
1	2	3	4	5	6	7	8	9	10	11	12	13	14		
Small-pox	1	4	5	3	1	1	†1	..	1
Chicken-pox	1	1
Measles	1	1	6	9	..	17	1	3	..
Scarlatina	2	3	7	..	7	..	19	3	1	1	2	3	1
Diphtheria
Whooping-cough	1	1	1	3	2	1	3	1
Croup
Diarrhoea.....	..	2	3	3	8	10	4	..
Dysentery	1	1	1
Continued Fever.....	4	*3	1	6	..	4	18	1	2	‡1	..	10	..
Erysipelas	1	..	3
Rheumatism	3	4	3	6	3	2	21	1	3	28	1	1	1
Neuralgic Affections.....	..	2	2	19	1	2
Constitutional Syphilis	12	..	8	2	..
Phthisis	1	..	1	2	3	27	4	1	1	..	1
Insanity	3
Bronchitis, Influenza & Catarrh	2	20	8	5	11	12	58	7	..	55	3	..	2	4	2
Pleurisy and Pneumonia....	2	1	3	1	7	11	1	3	2
Skin Diseases.....	..	2	2	4	15	1	21	1	5	5
Dyspepsia	1	4	4	3	12	35	2	..	1	5	1
Accidents and diseases not classified.....	21	21	13	14	15	21	105	40	34	240	8	11	8	72	4
TOTAL	37	64	40	37	53	51	282	89	44	460	20	19	18	110	20

* Febricula.

† Indistinct cicatrix.

‡ Typhus.

Medical Officers to whom the Association

(1) Mr. R. M. MANN. (2) " J. BROADBENT, (3) " JOHN ARMSTRONG, (4) Dr. J. O. FLETCHER,	(5) Dr. JOHN MEDD, (6) " LEDWARD, (7) Mr. C. H. BRADDON, (8) " M. ROWLAND DAY,	(9) } Mr. EDWIN H. ROE, (10) } (11) } " S. M. BRADLEY, (12) } " T. S. SMITH,	(13) Mr. H. RUNNELL, (14) Dr. WHITEHEAD, (15) Mr. W. GOLDING, (16) " J. TEAL
--	---	---	---

NITARY ASSOCIATION.

NS OF MANCHESTER AND ADJOINING DISTRICTS.

Week ending the 9th day of May, 1863.

SALFORD.				HULME.			CHORLTON.	ARDWICK.	PENDLETON AND PENDLEBURY.			Area in Statute Acres. Population in 1861.		DISEASES.	DEATHS.									
1,329				477.....			646...	508.....	2650.....			70,967.....				68,209.....		44,850.....		21,739.....		24,448.....		
LAW DISTRICT.	PUBLIC INSTITUTIONS.			POOR LAW DISTRICTS			Poor Law District.	Dispensary.	Poor Law District.	Ardwick & Ancoats Dispensary.	Chorlton Union Work-house.	Total.	Corresponding Week last Year.											
	Regent Road.	Workhouse.	Dispensary.	New Bailey	St. George's.	Medlock.								St. Philip's										
17	18	19	20	21	22	23	24	25	26	27	28													
2	..	9	1	3	5	..	2	37	6	Small-pox									
..	1	..	Chicken-pox									
..	2	23	6	Measles	1									
1	..	3	..	1	1	1	..	4	2	44	3	Scarlatina	4									
..	1	Diphtheria									
..	3	3	..	2	..	18	24	Whooping-cough	2									
..	1	Croup									
..	..	1	5	..	1	2	1	1	1	1	3	40	23	Diarrhoea									
..	2	7	Dysentery									
3	..	4	2	1	..	2	..	45	40	Continued Fever	1									
..	1	2	7	4	Erysipelas									
4	..	7	..	2	4	..	4	2	..	3	4	89	58	Rheumatism									
..	..	2	1	27	11	Neuralgic Affections									
1	..	1	25	16	Constitutional Syphilis	..									
1	..	10	..	2	1	2	..	1	..	58	68	Phthisis	8									
1	1	1	1	2	9	6	Insanity									
18	..	17	5	1	8	10	8	12	..	6	2	228	173	Bronchitis, Influenza, and Catarrh	10									
..	..	2	1	3	30	12	Pleurisy & Pneumonia.	1									
4	2	8	..	1	2	2	1	..	1	73	56	Skin Disease.....	..									
3	..	6	1	1	4	..	5	3	1	2	1	84	76	Dyspepsia									
16	6	66	2	8	8	5	11	44	14	10	9	737	720	Accidents and diseases not classified.....	35									
54	10	138	13	20	31	20	31	79	24	27	27	1577	1311	TOTAL.....	62									

‡ All modified, with the exception of 1 case not vaccinated.

debted for the annexed Returns.

- | | | |
|-------------------------|---------------------------|--------------------------|
| (17) Dr. SAMUEL BOOTH, | (21) Mr. JOHN SMITH, | (25) Mr. JOHN RAYNER, |
| (18) Mr. M. O. LARMUTH, | (22) Dr. ALEX. WILSON, | (26) „ J.V.L.WESTMACOTT, |
| (19) „ J. O. BRADBURY, | (23) Mr. H. M. WILLIAMSON | (27) „ A. F. PENNINGTON, |
| (20) „ W. B. STOTT, | (24) „ JOSEPH FOSTER, | (28) „ W. H. HUGHES. |

Weekly Return of Births and Deaths in Manchester and Salford.

Causes of Death.	Ancoats District, Mr. Royston.	St. George's Dis., Mr. Worthington.	Market-st. Dis., Mr. A. Gardiner.	London-rd. Dis., Dr. Johns.	Deansgate Dis., Mr. Leitch.	Greengate Dis., Mr. Bowler.	Regent-rd. Dis., Mr. Tople.	*Pendleton Dis., Mr. Bowker.	Chorlton-on-M., Mr. Rowley.	Hulme Township, Mr. Sorby.	Ardwick Tashp., Mr. Hallsworth.	TOTAL.	Corres- ponding week last year.
Small Pox	1	+3	4	1
Measles	1	1	1	..	1	6	5
Whooping-cough.....	3	3	17
Scarlatina	4	4	..	1	4	3	1	..	1	22	2
Diarrhoea	3	3	1	1	11	4
Fever	3	1	6	9
Diseases of the Lungs ..	11	5	1	5	..	3	1	..	6	17	4	58	52
Other causes.....	17	11	14	4	8	3	13	12	13	20	7	127	145
TOTAL NO. OF DEATHS.	33	29	16	11	13	23	16	13	25	42	16	237	235
TOTAL NO. OF BIRTHS.	36	32	18	26	17	36	26	16	33	60	25	325	353

* Return from Pendleton District commenced June 28.

+ 2 after vaccination, 1 not vaccinated. † 1 Typhoid. ‡ Typhus. § 2 Inquests. ¶ 1 Inquest.

Monthly Return of New Cases of Disease coming under Treatment

*In 11 Charitable Institutions in
St. Marylebone, LONDON. Medical
Officer of Health, Dr. R. D. Thomson,
Population in 1861, 161,680.*

*At Pauper, Charitable, and Public
Institutions in MANCHESTER
and SALFORD.
Population in 1861, 390,815.*

5 Weeks ending 31st January.	4 Weeks ending 28th February.	4 weeks ending 28th March.	TOTAL.	DISEASES.	5 Weeks ending 31st January.	4 Weeks ending 28th February.	4 Weeks ending 28th March.	TOTAL.
10	11	21	42 Small-pox	83	81	140	304
7	13	10	30 Chicken-pox	4	10	13	27
106	47	59	212 Measles	154	94	115	363
64	40	46	150 Scarlatina	39	60	70	169
8	2	7	17 Diphtheria	4	3	4	11
71	46	36	153	.. Whooping-cough ..	65	35	45	145
4	3	..	7 Croup	6	10	8	24
207	161	146	514 Diarrhoea.....	183	126	155	464
3	3	4	10 Dysentery	30	28	21	79
.. Cholera
38	21	16	75 Erysipelas	35	14	21	70
.. Puerperal Fever
25	13	14	52 Insanity	40	41	37	118
1044	792	796	2632	Bronchitis and Catarrh	1675	1245	1190	4110
11	4	11	26 Pleurisy	86	56	71	213
24	27	13	64	... Pneumonia .. }				
8	10	4	22	... Carbuncle
4483	4032	3493	12008	{ Accidents, and all other Diseases }	5662	4487	4671	14820
6113	5225	4676	16014 TOTAL	8066	6290	6561	20947

Copies of the "Weekly Return" are regularly forwarded to all Public Institutions from which information is received, also to such public officers as are willing to assist the objects of the compilation. They will also be supplied to the Subscribers upon application to the Secretary, at the Committee Rooms of the Association.

Contributors are requested to forward their communications not later than the Monday in the week following that to which they relate

The Committee would also be glad to receive any other information respecting the Health of the several districts.

COMMITTEE ROOMS,
33, PALL MALL, MANCHESTER.

HEALTH AND METEOROLOGY OF MANCHESTER

COMMUNICATED TO THE

Manchester and Salford Sanitary Association.

WEEKLY RETURN.



PL. III.] WEEK ENDING SATURDAY, MAY 16, 1863. [No. 146.

METEOROLOGICAL OBSERVATIONS, TAKEN AT MANCHESTER AND THE NEIGHBOURHOOD.

	Royal Infirmary, M. R. DAY, Esq.	Old Trafford, G. V. ERSON, Esq.	Bowdon, Alderman NIELD.	Thelwall, J. ATKINSON, Esq.	Eccles, T. MACKERETH, Esq.	Royton, J. HEAP, Esq.
Barometer.						
Mean @ 32° F., and reduced to sea level	INS. 29.772	INS. 29.729	INS. —	INS. 29.712	INS. 29.699	INS. 29.685
Highest.....	29.924	29.981	—	30.016	29.969	29.496
Lowest.....	29.448	29.430	—	29.440	29.392	28.900
Range.....	0.506	0.551	—	0.576	0.568	0.596
Temperature.						
Adopted Mean	50.8	52.5	50.9	51.0	50.6	47.8
Range for Week	17.0	24.7	28.2	21.8	25.1	28.7
Daily Range	11.8	15.8	17.3	14.3	16.1	15.9
Maximum in Shade	62.0	66.5	69.2	63.0	65.3	63.6
Minimum in Shade	45.0	41.8	41.0	41.2	40.2	34.3
Maximum in Sun	—	82.8	100.8	87.2	85.7	76.0
Maximum in Sun: Black bulb in Vacuo.....	—	103.8	—	113.0	110.2	—
Minimum on Grass	—	34.8	37.8	34.5	36.0	34.0
Temperature in Ground at surface	—	47.1	—	—	—	—
Temperature 6 inches below	—	49.9	—	—	—	—
Temperature 12 inches below	—	50.47	—	—	—	—
Temperature of Evaporation	47.1	49.2	48.0	46.9	46.3	45.2
Temperature of Dew Point	43.2	45.9	45.0	42.6	41.8	42.4
Temperature of Air—Dew Point	7.6	6.6	5.9	8.4	8.8	5.4
Hygrometrical condition of the Atmosphere						
Weight of Vapour in a cubic foot of Air.....	GRS. 3.24	GRS. 3.51	GRS. 3.41	GRS. 3.68	GRS. 3.03	GRS. 3.08
Required to Saturate do	0.91	0.93	0.78	1.12	1.03	0.70
Weight of a cubic foot of Air	538.7	534.8	538.2	538.6	537.5	532.0
Degree of Humidity (Saturation—1,000)	0.758	0.787	0.806	0.734	0.728	0.826
Water in a vertical column of the Atmosphere	INS. 3.85	INS. 4.27	INS. 4.13	INS. 3.77	INS. 3.6	INS. 3.74
Elastic force of Vapour	0.279	0.309	0.299	0.273	0.265	0.271
Clouds (Covered—10 Clear—0).....	—	6.4	—	5.2	6.9	6.8
Prevailing Winds	—	S, SW	S, SW	SW	ws, ssw	W, SW
Rain	—	1.250	0.950	1.676	1.299	1.75
Days on which it fell.....	—	6	5	5	6	5
Ozonometer.						
Moffat (0—10)	—	5.43	7.07	—	4.28	—
Schönbein (0—10).....	—	5.00	—	7.14	—	7.28
Daily Evaporation.....	INS. 0.92	INS. 0.87	INS. 0.074	INS. 0.101	INS. 0.104	INS. 0.062
Weekly Evaporation.....	0.644	0.609	0.518	0.707	0.728	0.431

There were 5 barometric oscillations during the week, the amount being 1.235 inches. There were 4 temperature oscillations at 9 a.m., the amount being 15.5°.

The mean temperature of the week was 1.3° below the average of the last fourteen years, and exactly the same as the corresponding week of last year.

The stations, in the order of mean temperature for the week, stand as follows:—Old Trafford, highest; Thelwall, Bowdon, Royal Infirmary, Eccles, and Royton, lowest.

The degree of humidity was the highest at Royton and the lowest at Eccles. Very heavy thunder, hail, and rain, occurred at Royton, on the 13th, during the minimum of the barometer.

Ozone occurred on 7 days at Bowdon, Thelwall, Eccles, and Royton, and on 5 days at Old Trafford.

Eccles,
near Manchester.

THOMAS MACKERETH, M.B.M.S.

MANCHESTER AND SALFORD

RETURN FROM PAUPER, CHARITABLE, AND PUBLIC INSTITUTIONS New Cases of Disease coming under Treatment

MANCHESTER.															
Area in Statute Acres	Manchester Township 1,645														
Population in 1861	" " 185,050														
DISEASES.	POOR LAW DISTRICTS.						PUBLIC INSTITUTIONS.								
	St. Peter's	St. Andrew's	St. George's	Cathedral	St. Jude's	St. Michael's	Total of Districts.	Workhouse,	ROYAL INFIRMARY.			CHILDREN'S HOSPITALS.			
									In-patients	Out-patients	District I.	District II.	District III.	St. Mary's Hospital.	Clinical Hospital
1	2	3	4	5	6	7	8	9	10	11	12	13	14		
Small-pox	*1	2	1	3	7	2	3	..	1	5	
Chicken-pox	
Measles	4	2	5	1	12	2	..	2	1	
Scarlatina	4	..	6	4	2	..	16	1	1	1	..	2	
Diphtheria	
Whooping-cough	2	2	1	2	2	
Croup	
Diarrhœa.....	2	2	..	1	4	1	10	1	..	2	2	4	
Dysentery	1	1	
Continued Fever.....	†3	..	2	3	†	†3	13	2	§1	..	11	..	
Erysipelas	
Rheumatism	9	2	4	..	1	16	4	1	37	2	..	
Neuralgic Affections	1	1	1	1	10	
Constitutional Syphilis	8	..	6	1	..	
Phthisis	1	..	1	2	4	5	..	29	3	..	4	3	
Insanity	2	
Bronchitis, Influenza & Catarrh	3	14	6	14	12	14	63	8	..	43	6	1	6	4	
Pleurisy and Pneumonia....	1	..	2	..	1	..	4	1	1	2	..	3	1	1	
Skin Diseases.....	5	3	..	4	12	10	..	27	4	6	
Dyspepsia	1	2	1	1	4	..	9	25	..	1	1	1	
Accidents and diseases not classified.....	36	13	19	16	9	23	116	45	26	224	7	8	9	3	
TOTAL	61	48	40	52	39	46	286	89	32	405	18	22	25	27	

* Vaccinated, modified. † Modified ‡ Febricula. § Typhoid.

Medical Officers to whom the Associates

- | | | | |
|-----------------------|------------------------|-----------------------|-------------------|
| (1) Mr. R. M. MANN. | (5) Dr. JOHN MEDD, | (9) Mr. EDWIN H. ROE, | (13) Mr. H. RUNCE |
| (2) " J. BROADBENT, | (6) " LEDWARD, | (10) " S. M. BRADLEY, | (14) Dr. WHITEH |
| (3) " JOHN ARMSTRONG, | (7) Mr. C. H. BRADDON, | (11) " T. S. SMITH, | (15) Mr. W. GOLL |
| (4) " J. LORIMER, | (8) " M. ROWLAND DAY, | (12) " T. S. SMITH, | (16) " J. TEALE |

ANITARY ASSOCIATION.

NS OF MANCHESTER AND ADJOINING DISTRICTS.

e Week ending the 16th day of May, 1863.

SALFORD.				HULME.			CHORLTON.		AND WILK.		PENDLETON AND PENDLEBURY		Area in Statute Acres.		DEATHS.			
1,329				477			646 ..		508		2650		24,448			Population in 1861.		
70,967				68,209 ..			44,850 ..		21,739 ..									
LAW DISTRICT	PUBLIC INSTITUTIONS.			POOR LAW DISTRICTS			Poor Law District.		Poor Law District.		Ardwick & Ancoats Dispensary.		Chorlton Union Work-house.		Total.	Corresponding Week last Year.	DISEASES.	DEATHS.
	Regent Road.	Workhouse.	Dispensary.	New Bailey	St. George's	Medlock.	St. Philip's	Poor Law District.	Dispensary.	Poor Law District.	Ardwick & Ancoats Dispensary.	Chorlton Union Work-house.	Total.	Corresponding Week last Year.				
17	18	19	20	21	22	23	24	25	26	27	28							
2	1	7	..	1	1	1	+1	..	1	..	2	37	4	Small-pox	1			
..	3	3	3	Chicken-pox			
2	1	1	2	24	8	Measles			
..	..	2	3	..	5	3	34	6	Scarlatina	2			
..	1	Diphtheria			
1	1	..	9	25	Whooping-cough	1			
..	Croup			
..	2	1	1	..	1	2	..	2	2	32	34	Diarrhoea			
..	3	6	Dysentery			
2	..	2	1	1	1	2	..	40	26	Continued Fever	1			
..	1	..	1	2	3	Erysipelas			
5	..	3	1	1	1	..	2	2	..	4	3	82	49	Rheumatism	1			
2	..	2	17	14	Neuralgic Affections			
1	1	4	1	1	2	26	24	Constitutional Syphilis	..			
..	..	4	1	..	3	..	1	4	62	31	Phthisis	13			
..	1	1	4	9	Insanity			
13	..	15	4	4	2	8	11	8	4	7	5	220	143	Bronchitis, Influenza, and Catarrh	4			
..	..	2	1	2	19	17	Pleurisy & Pneumonia.	3			
1	2	5	..	1	1	..	1	..	2	..	1	75	53	Skin Disease.....	..			
..	..	9	1	1	4	4	4	8	2	2	4	83	61	Dyspepsia			
15	5	50	3	10	5	3	4	30	22	12	4	672	639	Accidents and diseases not classified.....	30			
44	14	106	41	19	15	21	27	62	36	31	30	1444	1156	TOTAL.....	56			

lected for the annexed Returns.

(17) Dr. SAMUEL BOOTH,
 (18) Mr. M. O. LARMUTH,
 (19) " J. O. BRADBURY,
 (20) " W. B. STOTT,

(21) Mr. JOHN SMITH,
 (22) Dr. ALEX. WILSON,
 (23) Mr. H. M. WILLIAMSON
 (24) " JOSEPH FOSTER,

(25) Mr. JOHN RAYNER,
 (26) " J. V. L. WESTMACOTT,
 (27) " A. F. PENNINGTON,
 (28) " W. H. HUGHES.

Weekly Return of Births and Deaths in Manchester and Salford.

Causes of Death.	Ancoats District, Mr. Rowston.	St. George's Dis., Mr. Worthington.	Market-st. Dis., Mr. A. Gardiner.	London-rd. Dis., Dr. Johns.	Deansgate Dis., Mr. Leigh.	Greenigate Dis., Mr. Bowe.	Regent-rd. Dis., Mr. Tipler.	*Pendleton Dis., Mr. Bowker.	Chorlton-on-M., Mr. Rowley.	Hulme Township, Mr. Sorby.	Ardwick Tnshp., Mr. Hallsworth.	TOTAL.	Corres- ponding week last year.
Small Pox	42	1	1	4	..
Measles	2	2	..	1	1	..	1	..	1	5	2	15	15
Whooping-cough.....	1	1	1	2	..	1	2	3	..	11	19
Scarlatina	5	4	1	5	..	1	2	1	..	2	..	21	3
Diarrhoea	1	1	5
Fever	1	2	2	2	2	2	3	..	11	4
Diseases of the Lungs ..	13	8	4	2	..	11	2	12	5	64	38
Other causes.....	19	17	19	15	19	11	14	4	17	24	3	162	116
TOTAL NO. OF DEATHS.	44	32	24	24	23	28	20	7	28	49	10	289	200
TOTAL NO. OF BIRTHS.	53	43	21	17	17	27	26	19	30	49	10	312	323

* Return from Pendleton District commenced June 28.
 + 1 aged 23 years. † Gastric. ‡ Typhoid. § 1 Inquest.

Monthly Return of New Cases of Disease coming under Treatment

*In 11 Charitable Institutions in
St. Marylebone, LONDON. Medical
Officer of Health, Dr. R. D. Thomson,
Population in 1861, 161,680*

*At Pauper, Charitable, and Public
Institutions in MANCHESTER
and SALFORD.
Population in 1861, 390,815.*

4 Weeks ending 23rd February.	4 weeks ending 28th March.	4 Weeks ending 25th April.	TOTAL.	DISEASES.	4 Weeks ending 28th February.	4 Weeks ending 28th March.	4 Weeks ending 25th April.	TOTAL.
11	21	41	73	Small-pox	81	140	172	393
13	10	17	40	Chicken-pox	10	13	22	45
47	59	80	186	Measles	94	115	113	352
40	46	43	129	Scarlatina	60	70	58	188
2	7	3	12	Diphtheria	3	4	9	16
46	36	60	142	Whooping-cough	35	45	64	144
3	..	1	4	Croup	10	8	7	25
161	146	165	472	Diarrhoea	126	155	160	441
3	4	5	12	Dysentery	28	21	15	64
..	Cholera
21	16	23	60	Erysipelas	14	21	31	66
..	..	1	1	Puerperal Fever
13	14	11	38	Insanity	41	37	42	120
792	796	714	2302	Bronchitis and Catarrh	1245	1190	1144	3579
4	11	5	20	Pleurisy
27	13	16	56	Pneumonia	56	71	55	182
10	4	3	17	Carbuncle
4032	3493	3825	11350	(Accidents, and all other Diseases)	4487	4671	4775	13933
5225	4676	5013	14914	TOTAL	6290	6581	6697	19548

Copies of the "Weekly Return" are regularly forwarded to all Public Institutions from which information is received, also to such public officers as are willing to assist the objects of the compilation. They will also be supplied to the Subscribers upon application to the Secretary, at the Committee Rooms of the Association.

Contributors are requested to forward their communications not later than the Monday in the week following that to which they relate.

The Committee would also be glad to receive any other information respecting the Health of the several districts.

COMMITTEE ROOMS,
33, PALL MALL, MANCHESTER.

HEALTH AND METEOROLOGY OF MANCHESTER

COMMUNICATED TO THE

Manchester and Salford Sanitary Association.



WEEKLY RETURN.

L. III.]

WEEK ENDING SATURDAY, MAY 23, 1863.

[No. 147.]

METEOROLOGICAL OBSERVATIONS, TAKEN AT MANCHESTER AND THE NEIGHBOURHOOD.

	Royal Infirmary, M. R. DAY, Esq.	Old Trafford, G. V. VERNON, Esq.	Bowdon, Alderman NEILD.	Thelwall, J. ATKINSON, Esq.	Eccles, T. MACKERETH, Esq.	Royton, J. HEAP, Esq.
Barometer.						
Mean @ 32° F., and reduced to sea level	INS. 30·087	INS. 30·085	INS. —	INS. 30·058	INS. 30·061	INS. 30·040
Highest.....	30·238	30·228	—	30·264	30·210	29·744
Lowest.....	29·660	29·670	—	29·678	29·642	29·200
Range.....	0·578	0·558	—	0·586	0·568	0·544
Temperature.						
Adopted Mean	47·5	48·1	47·1	46·1	46·0	44·4
Range for Week	18·0	21·8	29·3	23·2	25·7	25·8
Daily Range	14·7	15·9	20·6	16·9	14·7	17·5
Maximum in Shade	60·0	61·4	64·7	59·2	58·7	58·3
Minimum in Shade	42·0	39·6	35·4	36·0	33·0	32·5
Maximum in Sun	—	78·0	90·4	84·0	76·1	77·8
Maximum in Sun: Black bulb in Vacuo....	—	101·5	—	109·3	101·2	—
Minimum on Grass	—	36·0	34·8	27·7	30·0	30·4
Temperature in Ground at surface	—	48·73	—	—	—	—
Temperature 6 inches below	—	47·48	—	—	—	—
Temperature 12 inches below	—	49·26	—	—	—	—
Temperature of Evaporation	43·9	44·2	43·6	42·4	41·1	41·7
Temperature of Dew Point	39·9	39·9	39·7	38·2	35·5	38·5
Temperature of Air—Dew Point	7·6	8·2	7·4	7·9	10·5	5·9
Hygrometrical condition of the Atmosphere.						
Weight of Vapour in a cubic foot of Air.....	GRS. 2·83	GRS. 2·83	GRS. 2·81	GRS. 2·68	GRS. 2·42	GRS. 2·70
Required to Saturate do	0·92	0·99	0·90	0·94	1·18	0·64
Weight of a cubic foot of Air	547·9	547·4	548·3	549·9	549·0	542·6
Degree of Humidity (Saturation—1,000)	0·759	0·736	0·761	0·748	0·676	0·795
Water in a vertical column of the Atmosphere	INS. 3·40	INS. 3·40	INS. 3·37	INS. 3·19	INS. 2·87	INS. 3·22
Elastic force of Vapour.....	0·246	0·246	0·244	0·231	0·208	0·233
Clouds (Covered—10 Clear—0).....	—	8·0	—	7·5	7·6	5·6
Prevailing Winds	—	N.E	E.NE	E	N.E	N.E
Rain	—	0·020	0·110	0·378	0·000	0·125
Days on which it fell.....	—	1	1	1	0	1
Ozonometer.						
Moffat (0—10)	—	1·71	2·43	4·00	4·28	—
Schonbein (0—10)	—	1·57	—	—	—	5·57
Daily Evaporation.....	INS. 0·083	INS. 0·090	INS. 0·080	INS. 0·081	INS. 0·103	INS. 0·060
Weekly Evaporation.....	0·581	0·630	0·560	0·567	0·721	0·420

There were only 2 barometric oscillations during the week, the amount being 0·928 of an inch. There were 4 temperature oscillations at 9 a.m., the amount being 18·2°.

The mean temperature of the week has been 8·0° below the average of the last fourteen years, and 8·7° below the corresponding week of last year. The temperature has not been nearly so low as the past week during any corresponding week of the last fourteen years. The temperature fell away with the increasing velocity of the north-east wind.

The stations, in the order of mean temperature for the week, stand as follows:—Old Trafford, highest; Royal Infirmary, Bowdon, Thelwall, Eccles, and Royton, lowest.

The degree of humidity was the highest at Royton and the lowest at Eccles.

Ozone occurred on 7 days at Thelwall, Eccles, and Royton, on 4 days at Bowdon, and on 2 days at Old Trafford.

MANCHESTER AND SALFORD

RETURN FROM PAUPER, CHARITABLE, AND PUBLIC INSTITUTIONS New Cases of Disease coming under Treatment

MANCHESTER.															
Area in Statute Acres	Manchester Township 1,645														
Population in 1861	" " 185,050														
DISEASES.	POOR LAW DISTRICTS.							PUBLIC INSTITUTIONS.							
	St. Peter's	St. Andrew's	St. George's	Cathedral	St. Jude's	St. Michael's	Total of Districts.	Workhouse.	ROYAL INFIRMARY.					CHILDREN	
									In-patients.	Out-patients.	District I.	District II.	District III.	St. Mary's Hospital.	Clinical Hospital.
1	2	3	4	5	6	7	8	9	10	11	12	13	14		
Small-pox	1	1	1	1	3	*6	13	3	1	4	1	1	
Chicken-pox	1	..	
Measles	2	1	5	..	8	3	1	2	
Scarlatina	1	3	1	2	1	8	3	3	..	2	2	
Diphtheria	
Whooping-cough	6	3	9	2	7	..	
Croup	
Diarrhoea.....	..	4	..	1	2	1	8	1	..	19	2	1	
Dysentery	1	1	2	
Continued Fever.....	*4	†1	5	2	..	4	16	1	3	2	1	‡2	7	..	
Erysipelas	1	..	1	1	..	8	..	1	
Rheumatism	5	6	2	1	4	..	18	6	..	21	4	..	1	..	
Neuralgic Affections	2	..	1	3	..	1	11	..	1	
Constitutional Syphilis	1	1	12	..	13	2	1	
Phthisis	1	1	1	4	7	4	..	26	..	5	3	2	
Insanity	5	
Bronchitis, Influenza & Catarrh	5	19	7	8	4	9	52	14	1	48	3	1	1	8	
Pleurisy and Pneumonia....	1	1	9	..	2	..	1	
Skin Diseases.....	2	1	1	..	4	12	..	19	3	..	
Dyspepsia	1	3	1	1	2	1	9	37	1	2	
Accidents and diseases not } classified..... }	25	23	17	13	11	12	101	36	40	237	10	7	13	8	
TOTAL	45	67	42	31	36	40	261	95	46	462	22	20	20	85	

* 1 Typhoid. † Febricula. ‡ 2 not vaccinated. § 1 Typhoid and 1 Typhus.

Medical Officers to whom the Association

- | | | | |
|--|---|---|---|
| (1) Mr. R. M. MANN.
(2) " J. BROADBENT,
(3) " JOHN ARMSTRONG,
(4) " J. LORIMER, | (5) Dr. JOHN MEDD,
(6) " LEDWARD,
(7) Mr. C. H. BRADDON,
(8) " M. ROWLAND DAY, | (9) }
(10) } Mr. EDWIN H. ROE,
(11) } S. M. BRADLEY,
(12) } " T. S. SMITH, | (13) Mr. H. RUNCO
(14) Dr. WHITEHE,
(15) Mr. W. GOLLA
(16) " J. TEALE, |
|--|---|---|---|

UNITARY ASSOCIATION.

STATISTICS OF MANCHESTER AND ADJOINING DISTRICTS.

Week ending the 23rd day of May, 1863.

SALFORD.				HULME.			CHORLTON.		ARDWICK.	PENDLETON AND PENDLEBURY.					DEATHS.
1,329				477			646		508	2650			Area in Statute Acres.		
70,967				68,209			44,850		21,739	24,448			Population in 1861.		
LAW DISTRICT	PUBLIC INSTITUTIONS.			POOR LAW DISTRICTS			Poor Law District.		Poor Law District.		Ardwick & Anecats Dispensary.	Chorlton Union Workhouse.	Total.	Corresponding Week last Year.	DISEASES.
	Regent Road.	Workhouse.	Dispensary.	New Bailey	St. George's.	Medlock.	St. Philip's	Poor Law District.	Dispensary.	Poor Law District.	Ardwick & Anecats Dispensary.	Chorlton Union Workhouse.			
17	18	19	20	21	22	23	24	25	26	27	28				
3	2	4	1	1	2	1	3	42	..	Small-pox
..	1	4	..	Chicken-pox
2	..	3	..	1	3	2	..	1	..	26	7	Measles
..	..	1	1	1	1	4	2	28	..	Scarlatina	1
..	Diphtheria
1	..	1	2	1	1	24	23	Whooping-cough	1
..	Croup
1	..	2	4	1	2	43	33	Diarrhoea
..	3	9	Dysentery
15	1	5	1	1	2	48	37	Continued Fever	2
..	1	12	4	Erysipelas	1
3	1	5	1	3	1	..	3	3	1	2	4	79	61	Rheumatism
1	3	20	21	Neuralgic Affections
..	..	1	2	..	1	4	37	21	Constitutional Syphilis	..
..	1	2	2	1	2	56	70	Phthisis	2
..	3	1	9	14	Insanity
8	2	21	7	5	7	8	11	7	1	4	1	220	205	Bronchitis, Influenza, and Catarrh	9
..	..	1	2	2	1	19	8	Pleurisy & Pneumonia.	1
..	..	9	..	1	2	1	1	54	41	Skin Disease.....	1
..	..	9	2	1	4	3	3	6	1	87	83	Dyspepsia
22	5	57	2	2	9	2	10	44	12	20	3	710	633	Accidents and diseases not classified.....	33
46	17	121	16	13	28	15	38	75	23	28	22	1521	1290	TOTAL.....	51

|| Not vaccinated.

¶ 3 Typhus.

Attributed for the annexed Returns.

(17) Dr. SAMUEL BOOTH,
(18) Mr. M. O. LARMUTH,
(19) " J. O. BRADBURY,
(20) " W. B. STOTT,

(21) Mr. JOHN SMITH,
(22) Dr. ALEX. WILSON,
(23) Mr. H. M. WILLIAMSON
(24) " JOSEPH FOSTER,

(25) Mr. JOHN RAYNER,
(26) " J. V. L. WESTMACOTT,
(27) " A. F. PENNINGTON,
(28) " W. H. HUGHES.

Weekly Return of Births and Deaths in Manchester and Salford.

Causes of Death.	Ancients District, Mr. Royston.	St. George's Dis., Mr. Worthington.	Market-st. Dis., Mr. A. Gardiner.	London-rd. Dis., Dr. Johns.	Deansgate Dis., Mr. Leigh.	Greenigate Dis., Mr. Bower.	Regent-rd. Dis., Mr. Tipple.	*Pendleton Dis., Mr. Bowker.	Chorlton-on-M., Mr. Rowley.	Hulme Township, Mr. Sorby.	Ardwick Tnshp., Mr. Hallsworth.	TOTAL.	Corres- ponding week last year.
Small Pox	2	1	1	..	1	..	21	1	7	..
Measles	4	1	..	1	..	1	1	1	..	9	5
Whooping-cough	2	1	..	1	..	1	1	..	1	1	1	9	11
Scarlatina	1	4	..	1	2	..	1	1	1	2	1	14	5
Diarrhoea	1	1	2	2	..	4	4
Fever	1	1	..	2	..	4	7
Diseases of the Lungs ..	13	5	1	4	1	8	2	..	3	11	4	52	45
Other causes	8	7	37	9	15	27	25	27	7	22	9	133	117
TOTAL NO. OF DEATHS.	31	19	40	16	19	18	13	9	12	39	16	232	194
TOTAL NO. OF BIRTHS.	45	30	18	24	19	27	29	22	28	65	23	330	337

* Return from Pendleton District commenced June 28.
 + Not vaccinated. † 1 Inquest. ‡ Not vaccinated, 1 year old. || Gastric.

Monthly Return of New Cases of Disease coming under Treatment

*In 11 Charitable Institutions in
St. Marylebone, LONDON. Medical
Officer of Health, Dr. R. D. Thomson.
Population in 1861, 161,680.*

*At Pauper, Charitable, and Public
Institutions in MANCHESTER
and SALFORD.
Population in 1861, 390,815.*

4 Weeks ending 28th February.	4 weeks ending 28th March.	4 Weeks ending 25th April.	TOTAL.	DISEASES.	4 Weeks ending 28th February.	4 Weeks ending 28th March.	4 Weeks ending 25th April.	TOTAL.
11	21	41	73 Small-pox	81	140	172	393
13	10	17	40 Chicken-pox	10	13	22	45
47	59	80	186 Measles	94	115	143	352
40	46	43	129 Scarlatina	60	70	58	188
2	7	3	12 Diphtheria	3	4	9	16
46	36	60	142	.. Whooping-cough ..	35	45	64	144
3	..	1	4 Croup	10	8	7	25
161	146	165	472 Diarrhoea	126	155	160	441
3	4	5	12 Dysentery	28	21	15	64
.. Cholera
21	16	23	60 Erysipelas	14	21	31	66
..	..	1	1	.. Puerperal Fever
13	14	11	38 Insanity	41	37	42	120
792	796	714	2302	Bronchitis and Catarrh	1245	1190	1144	3579
4	11	5	20 Pleurisy
27	13	16	56	... Pneumonia ..	56	71	55	182
10	4	3	17 Carbuncle
4032	3493	3825	11350	{ Accidents, and all } { other Diseases }	4487	4671	4775	13933
5225	4676	5013	14914 TOTAL	6290	6561	6697	19548

Copies of the "Weekly Return" are regularly forwarded to all Public Institutions from which information is received, also to such public officers as are willing to assist the objects of the compilation. They will also be supplied to the Subscribers upon application to the Secretary, at the Committee Rooms of the Association.

Contributors are requested to forward their communications not later than the Monday in the week following that to which they relate.

The Committee would also be glad to receive any other information respecting the Health of the several districts.

COMMITTEE ROOMS,
33, PALL MALL, MANCHESTER.

HEALTH AND METEOROLOGY OF MANCHESTER

COMMUNICATED TO THE

Manchester and Salford Sanitary Association.

WEEKLY RETURN.

[Vol. III.]

WEEK ENDING SATURDAY, MAY 30, 1863.

[No. 148.]

METEOROLOGICAL OBSERVATIONS, TAKEN AT MANCHESTER AND THE NEIGHBOURHOOD.

	Royal Infirmary, M. R. DAY, Esq.	Old Trafford, G. V. VERNON, Esq.	Bowdon, Alderman NIELD.	Thelwall, J. ATKINSON, Esq.	Eccles, T. MACKERETH, Esq.	Royton, J. HEAF, Esq.
Barometer.						
Mean @ 32° F., and reduced to sea level	INS. 30.172	INS. 30.165		INS. 30.152	INS. 30.137	INS. 30.144
Highest	30.180	30.220		30.250	30.180	29.712
Lowest	29.852	29.867		29.910	29.830	29.378
Range	0.328	0.353		0.340	0.350	0.334
Temperature.						
Adopted Mean	51.5	52.3		51.6	51.0	50.5
Range for Week	22.0	29.0		29.8	32.0	28.6
Daily Range	12.6	17.8		15.8	18.9	15.5
Maximum in Shade	63.0	64.8		62.8	63.8	63.7
Minimum in Shade	41.0	35.8		33.0	31.8	35.1
Maximum in Sun	—	79.0		84.8	80.3	77.4
Maximum in Sun: Black bulb in Vacuo	—	98.0		110.5	100.4	—
Minimum on Grass	—	34.2		27.3	26.7	34.0
Temperature in Ground at surface	—	49.16		—	—	—
Temperature 6 inches below	—	49.13		—	—	—
Temperature 12 inches below	—	49.94		—	—	—
Temperature of Evaporation	48.1	49.1		48.5	47.4	48.3
Temperature of Dew Point	44.7	45.8		45.4	43.6	46.0
Temperature of Air—Dew Point	6.8	6.5		6.2	7.4	4.5
Hygrometrical condition of the Atmosphere.						
Weight of Vapour in a cubic foot of Air	GRS. 3.37	GRS. 3.50		GRS. 3.44	GRS. 3.22	GRS. 3.34
Required to Saturate do	0.93	0.96		0.88	0.98	0.61
Weight of a cubic foot of Air	544.5	543.0		545.6	544.8	537.3
Degree of Humidity (Saturation—1,000)	0.776	0.791		0.794	0.764	0.851
Water in a vertical column of the Atmosphere	INS. 4.09	INS. 4.26		INS. 4.19	INS. 3.92	INS. 4.30
Elastic force of Vapour	0.296	0.308		0.304	0.284	0.311
Clouds (Covered—10 Clear—0)	—	9.0		8.5	7.0	8.8
Prevailing Winds	—	S, W		NW, W	NE, NWW	NE, W
Rain	—	0.226		0.189	0.182	0.175
Days on which it fell	—	3		2	2	3
Ozonometer.						
Moffat (0—10)	—	0.00		2.71	1.93	—
Schonbein (0—10)	—	0.00		—	—	6.57
Daily Evaporation	INS. 0.085	INS. 0.085		INS. 0.078	INS. 0.090	INS. 0.056
Weekly Evaporation	0.595	0.595		0.546	0.630	0.392

There were 6 barometric oscillations during the week, the amount being 0.540 of an inch. There were 3 temperature oscillations at 9 a.m., the amount being 11.5°.

The mean temperature of the week has been 4.2° below the average of the last fourteen years, and 3.8° below the corresponding week of last year.

The stations, in the order of mean temperature for the week, stand as follows:—Old Trafford, highest; Thelwall, Royal Infirmary, Eccles, and Royton, lowest.

The barometer continues unusually high, and the rain fall far below the average.

Ozone occurred on 7 days at Royton, on 5 days at Thelwall, on 4 days at Eccles, but none was found at Old Trafford.

THOMAS MACKERETH, M.B.M.S.

MANCHESTER AND SALFORD

RETURN FROM PAUPER, CHARITABLE, AND PUBLIC New Cases of Disease coming under Treatment

MANCHESTER.															
Area in Statute Acres	Manchester Township 1,645														
Population in 1861	" " 185,050														
DISEASES.	POOR LAW DISTRICTS.						PUBLIC INSTITUTIONS.								
	St. Peter's	St. Andrew's	St. George's	Cathedral	St. Jude's	St. Michael's	Total of Districts.	Workhouse.	ROYAL INFIRMARY.					CHILDREN	
									In-patients.	Out-patients.	District I.	District II.	District III.	St. Mary's Hospital.	Clinical Hospital.
1	2	3	4	5	6	7	8	9	10	11	12	13	14	15	
Small-pox	5	..	2	3	10	4	3	2
Chicken-pox
Measles	1	4	5	1	2
Scarlatina	1	1	..	1	3	..	1	..	2	2
Diphtheria
Whooping-cough	1	1	2	2	..	1	..	3	3
Croup	1
Diarrhoea.....	..	3	3	..	1	6	2	1
Dysentery
Continued Fever.....	*3	*2	2	1	*1	5	14	3	7	..
Erysipelas	2	..	3	..	1	..	1	..
Rheumatism	1	6	2	1	3	1	14	7	2	18	1
Neuralgic Affections.....	..	1	..	1	2	4	1	..	2
Constitutional Syphilis	9	..	10	1
Phthisis	1	..	1	2	4	..	21	3	1	2	1	5
Insanity	4
Bronchitis, Influenza & Catarrh	3	7	6	5	4	5	28	3	..	29	3	..	1	6	3
Pleurisy and Pneumonia....	..	1	1	1	3	1	..	4	2	1	1
Skin Diseases.....	..	1	2	1	2	..	6	9	1	11	1	1
Dyspepsia	1	2	3	18	2	..
Accidents and diseases not } classified..... }	21	15	4	5	6	19	70	21	33	255	7	3	6	25	3
TOTAL	28	36	25	21	19	36	165	69	41	381	19	11	10	48	23

* Febricula.

Medical Officers to whom the Association

- | | | | |
|--|---|--|---|
| (1) Mr. R. M. MANN.
(2) " J. BROADBENT,
(3) " JOHN ARMSTRONG,
(4) " J. LORIMER, | (5) Dr. JOHN MEDD,
(6) " LEDWARD,
(7) Mr. C. H. BRADDON,
(8) " M. ROWLAND DAY, | (9) Mr. EDWIN H. ROE,
(10) " S. M. BRADLEY,
(11) " T. S. SMITH,
(12) " T. S. SMITH, | (13) Mr. H. RUNCOP,
(14) Dr. WHITEHEAD,
(15) Mr. W. GOLLAN,
(16) " J. TEALE, |
|--|---|--|---|

NITARY ASSOCIATION.

S OF MANCHESTER AND ADJOINING DISTRICTS.

Week ending the 30th day of May, 1863.

ALFORD.				HULME.			CHORLTON.		ARDWICK.	PENDLETON AND PENDLEBURY.					DEATHS.	
1,329				477			646		508	2650			Area in Statute Acres.			
70,967				68,209			44,850		21,739	24,448			Population in 1861.			
WEEK	PUBLIC INSTITUTIONS.			POOR LAW DISTRICTS			Poor Law District.	Dispensary.	Poor Law District.	Ardwick & Ancoats Dispensary.	Chorlton Union Workhouse.	Total.	Corresponding Week last Year.	DISEASES.		
	Workhouse.	Dispensary.	New Bailey	St. George's.	Medlock.	St. Philip's										24
7	18	19	20	21	22	23	24	25	26	27	28					
..	..	3	..	1	3	1	1	3	..	31	..	Small-pox	1	
..	1	1	6	Chicken-pox	
7	9	1	27	13	Measles	
..	..	3	1	2	14	5	Scarlatina	4	
..	1	Diphtheria	
..	..	1	..	1	1	..	1	17	20	Whooping-cough	
..	1	2	1	Croup	
..	1	1	7	..	1	..	1	2	..	1	2	30	29	Diarrhoea	
..	6	Dysentery	
2	..	2	1	1	..	1	33	34	Continued Fever	1	
..	2	9	6	Erysipelas	
..	3	1	6	1	2	3	..	2	4	66	53	Rheumatism	
..	..	1	10	18	Neuralgic Affections	
..	1	2	1	1	25	18	Constitutional Syphilis	..	
..	1	2	1	1	3	47	44	Phthisis	8	
..	1	5	7	Insanity	1	
1	1	21	3	2	5	3	10	5	2	4	3	147	176	Bronchitis, Influenza, and Catarrh	5	
3	..	2	2	1	1	21	16	Pleurisy & Pneumonia.	2	
3	1	2	2	2	41	46	Skin Disease	
1	..	4	..	1	1	..	8	1	1	2	1	44	68	Dyspepsia	
2	4	88	2	4	8	3	6	20	12	22	4	622	631	Accidents and diseases not classified	29	
9	21	130	15	11	28	8	33	35	20	34	23	1192	1197	TOTAL	51	

obtained for the annexed Returns.

- (17) Dr. SAMUEL BOOTH,
- (18) Mr. M. O. LARMUTH,
- (19) " J. O. BRADBURY,
- (20) " W. B. STOTT,

- (21) Mr. JOHN SMITH,
- (22) Dr. ALEX. WILSON,
- (23) Mr. H. M. WILLIAMSON
- (24) " JOSEPH FOSTER,

- (25) Mr. JOHN RAYNER,
- (26) " J. V. L. WESTMACOTT,
- (27) " A. F. PENNINGTON,
- (28) " W. H. HUGHES.

Weekly Return of Births and Deaths in Manchester and Salford.

Causes of Death.	Ancoats District, Mr. Royston.	St. George's Dis., Mr. Worthington.	Market-st. Dis., Mr. A. Gardner.	London-rd. Dis., Dr. Johns.	Deansgate Dis., Mr. Leigh.	Greenacre Dis., Mr. Bower.	Regent-rd. Dis., Mr. Tipler.	*Pendleton Dis., Mr. Bowker.	Charlton-on-M., Mr. Rowley.	Hulme Township, Mr. Sorby.	Arwick Tnshp., Mr. Hallsforth.	TOTAL.	Corres- ponding week last year.
Small Pox	1	1	1	1	4	1
Measles	1	1	..	1	5	6
Whooping-cough.....	1	2	1	1	..	10	14
Scarlatina	3	3	1	2	2	..	1	3	3	2	2	22	5
Diarrhoea	1	1	2	5
Fever	1	1	..	2	..	1	2	1	2	9	5
Diseases of the Lungs ..	11	7	..	5	..	4	2	..	27	10	4	50	45
Other causes.....	16	10	13	7	13	5	5	2	13	15	5	110	126
TOTAL NO. OF DEATHS.	34	26	16	17	15	16	11	11	23	29	14	212	207
TOTAL NO. OF BIRTHS.	35	28	14	12	11	24	9	15	33	65	12	258	296

* Return from Pendleton District commenced June 28.
 + 1 Typhus, and 1 Typhoid. † 4 Croup. ‡ Typhus.

Monthly Return of New Cases of Disease coming under Treatment

*In 11 Charitable Institutions in
St. Marylebone, LONDON. Medical
Officer of Health, Dr. R. D. Thomson.
Population in 1861, 161,680.*

*At Pauper, Charitable, and Public
Institutions in MANCHESTER
and SALFORD.
Population in 1861, 390,815.*

4 Weeks ending 28th February.	4 weeks ending 28th March.	4 Weeks ending 25th April.	TOTAL.	DISEASES.	4 Weeks ending 28th February.	4 Weeks ending 28th March.	4 Weeks ending 25th April.	TOTAL.
11	21	41	73 Small-pox	81	140	172	393
13	10	17	40 Chicken-pox	10	13	22	45
47	59	80	186 Measles	94	115	143	352
40	46	43	129 Scarlatina	60	70	58	188
2	7	3	12 Diphtheria	3	4	9	16
46	36	60	142	.. Whooping-cough ..	35	45	64	144
3	..	1	4 Croup	10	8	7	25
161	146	165	472 Diarrhoea.....	126	155	160	441
3	4	5	12 Dysentery	28	21	15	64
.. Cholera
21	16	23	60 Erysipelas	14	21	31	66
..	..	1	1	.. Puerperal Fever
13	14	11	38 Insanity	41	37	42	120
792	796	714	2302	Bronchitis and Catarrh	1245	1190	1144	3579
4	11	5	20 Pleurisy	56	71	55	182
27	13	16	56 Pneumonia .. }				
10	4	3	17 Carbuncle				
4032	3493	3825	11350	{ Accidents, and all other Diseases }	4487	4671	4775	13933
5225	4676	5013	14914 TOTAL	6290	6561	6697	19548

Copies of the "Weekly Return" are regularly forwarded to all Public Institutions from which information is received, also to such public officers as are willing to assist the objects of the compilation. They will also be supplied to the Subscribers upon application to the Secretary, at the Committee Rooms of the Association.

Contributors are requested to forward their communications not later than the Monday in the week following that to which they relate.

The Committee would also be glad to receive any other information respecting the Health of the several districts.

COMMITTEE ROOMS,
33, PALL MALL, MANCHESTER.

HEALTH AND METEOROLOGY OF MANCHESTER

COMMUNICATED TO THE

Manchester and Salford Sanitary Association.

WEEKLY RETURN.

[L. III.] WEEK ENDING SATURDAY, JUNE 6, 1863. [No. 149.]

METEOROLOGICAL OBSERVATIONS, TAKEN AT MANCHESTER AND THE NEIGHBOURHOOD.

	Royal Infirmary, M.R. DAY, Esq.	Old Trafford, G.V. FERSON, Esq.	Bowdon, Alderman NEILD.	Thelwall, J. ATKINSON, Esq.	Eccles, T. MACKERETH Esq.	Royton, J. HEAP, Esq.
Barometer.						
Mean @ 32° F., and reduced to sea level	INS. 29.997	INS. 29.940		INS. 29.928	INS. 29.930	INS. 29.931
Highest	30.176	30.213		30.240	30.170	29.738
Lowest	29.310	29.314		29.330	29.272	28.800
Range	0.866	0.899		0.910	0.898	0.938
Temperature.						
Adopted Mean	55.0	57.0		55.8	56.0	54.3
Range for Week	24.0	30.7		2.1	32.5	29.7
Daily Range	11.1	16.5		14.8	17.9	17.7
Maximum in Shade	72.0	74.0		71.5	73.2	69.7
Minimum in Shade	48.0	43.3		43.4	40.7	40.0
Maximum in Sun	—	92.8		87.3	85.4	92.0
Maximum in Sun: Black bulb in Vacuo	—	108.8		109.5	114.1	—
Minimum on Grass	—	41.2		40.0	35.6	35.6
Temperature in Ground at surface	—	53.97		—	—	—
Temperature 6 inches below	—	53.94		—	—	—
Temperature 12 inches below	—	54.34		—	—	—
Temperature of Evaporation	51.8	52.9		52.1	50.8	51.5
Temperature of Dew Point	48.7	49.1		48.6	45.9	48.8
Temperature of Air—Dew Point	6.3	7.9		7.2	10.1	5.5
Hygrometrical condition of the Atmosphere						
Weight of Vapour in a cubic foot of Air	GRS. 3.86	GRS. 3.88		GRS. 3.85	GRS. 3.4	GRS. 3.92
Required to Saturate do	1.04	1.32		1.13	1.5	0.84
Weight of a cubic foot of Air	537.9	533.7		536.2	535.	529.6
Degree of Humidity (Saturation—1,000)	0.798	0.745		0.776	0.690	0.812
Water in a vertical column of the Atmosphere	INS. 4.75	INS. 4.83		INS. 4.74	INS. 4.27	INS. 4.77
Elastic force of Vapour	0.344	0.349		0.343	0.309	0.345
Clouds (Covered—10 Clear—0)	—	8.3		6.6	6.6	6.3
Prevailing Winds	—	S, SW		S, W	SSW, W	E, SW
Rain	—	0.347		0.439	0.282	0.530
Days on which it fell	—	6.		6	6	3
Ozonometer.						
Moffat (0—10)	—	1.00		—	2.07	—
Schonbein (0—10)	—	0.86		4.50	—	6.71
Daily Evaporation	INS. 0.089	INS. 0.116		INS. 0.103	INS. 0.140	INS. 0.077
Weekly Evaporation	0.623	0.812		0.721	0.980	0.539

There were 3 barometric oscillations during the week, the amount being 1.126 inches. There were 4 temperature oscillations at 9 a.m., the amount being 25.7°.

The mean temperature of the week has been equal to the average of the last fourteen years, but 0.2° below the corresponding week of last year.

The stations, in the order of mean temperature for the week, stand as follows:—Old Trafford, highest; Eccles, Thelwall, Royal Infirmary, and Royton, lowest.

The degree of humidity was the highest at Royton and the lowest at Eccles.

Ozone occurred on 7 days at Thelwall, on 6 days at Eccles and Royton, and on 2 days at Old Trafford.

The rain-fall for May, at the different stations, in the order of amount, is as follows:—

	Fall in Inches.	Days on which it Fell.
Thelwall	2.654	12
Royton	2.325	12
Eccles	1.792	13
Old Trafford	1.724	14

THOMAS MACKERETH, M.B.M.S.

es, near Manchester.

ERRATA.—In the Return for May 16, for Royton, the adopted mean temperature should be 49.3°. Temperature of evaporation, 46.7°. Dew point, 43.9°. Amount of humidity, 0.821.

MANCHESTER AND SAL

RETURN FROM PAUPER, CHARITABLE, AND PUBLIC

New Cases of Disease coming under Treat

MANCHESTER.															
Area in Statute Acres	Manchester Township 1,645														
Population in 1861	" " 185,050														
DISEASES.	POOR LAW DISTRICTS.							PUBLIC INSTITUTIONS.							
	St. Peter's	St. Andrew's	St. George's	Cathedral	St. Jude's	St. Michael's	Total of Districts.	Workhouse.	ROYAL INFIRMARY.			CHILDREN			
									In-patients.	Out-patients.	District I.	District II.	District III.	St. Mary's Hospital.	Clinical Hospital.
1	2	3	4	5	6	7	8	9	10	11	12	13	14		
Small-pox	1	2	..	2	6	8	19	10	4	3	1	4	3	..	1
Chicken-pox	1
Measles	2	..	6	2	1	11	6	1	2	..
Scarlatina	1	1	..	2	2	5	2	4
Diphtheria	1
Whooping-cough	3	3	6	3	5
Croup
Diarrhoea.....	1	7	3	2	2	2	17	5	..
Dysentery
Continued Fever.....	*4	*2	3	2	..	†9	20	2	‡1	..	7	..
Erysipelas	2	1	1	..
Rheumatism	3	10	1	1	..	4	19	8	..	31	1	1	3	1	..
Neuralgic Affections.....	1	2	..	2	5	4	..	1	1	..	4
Constitutional Syphilis	1	..	1	10	1	11
Phthisis	3	1	1	1	2	8	8	..	36	3	3	2	1	4
Insanity	3	3	4
Bronchitis, Influenza & Catarrh	2	10	13	13	8	12	58	12	..	43	1	3	2	9	3
Pleurisy and Pneumonia.....	..	1	1	..	2	1	1	..	1	..	1
Skin Diseases.....	2	4	1	3	2	..	12	20	..	30	5	3
Dyspepsia	4	3	..	1	9	1	18	39	..	1	5	2	4
Accidents and diseases not } classified..... }	27	19	20	15	14	27	122	64	25	261	11	10	9	59	16
TOTAL	48	68	45	49	47	66	323	141	30	459	19	32	31	97	46

* Febricula.

+ 1 Typhus & 8 Febricula.

‡ Typhus.

‡ Vaccinated, modified, aged 6 and 14 years

Medical Officers to whom the Associa

(1) Mr. R. M. MANN.

(2) " J. BROADBENT,

(3) " JOHN ARMSTRONG,

(4) " J. LORIMER,

(5) Dr. JOHN MEDD,

(6) " LEDWARD,

(7) Mr. C. H. BRADDON,

(8) " M. ROWLAND DAY,

(9)

(10)

(11)

(12)

Mr. EDWIN H. ROE,

" S. M. BRADLEY,

" T. S. SMITH,

(13) Mr. H. RUNN,

(14) Dr. WHITEE,

(15) Mr. W. GOLD,

(16) " J. TEAL

ANITARY ASSOCIATION.

NS OF MANCHESTER AND ADJOINING DISTRICTS.

Week ending the 6th day of June, 1863.

SALFORD.				HULME.			CHORLTON.		ARDWICK	PENDLETON AND PENDLEBURY.					DEATHS.	
1,329				477			646		508	2650			Area in Statute Acres.			
70,967				68,209			44,850		21739	24,448			Population in 1861.			
LAW RICT	PUBLIC INSTITUTIONS.			POOR LAW DISTRICTS			Poor Law District.	Dispensary.	Poor Law District.	Ardwick & Anecats Dispensary.	Chorlton Union Work- house.	Total.	Corresponding Week last Year.	DISEASES.		
	Regent Road.	Workhouse.	Dispensary.	New Bailey	St. George's.	Medlock.										St. Philip's
17	18	19	20	21	22	23	24	25	26	27	28					
5	3	4	..	1	1	..	1	1	1	..	1	64	5	Small-pox	
..	3	1	5	2	Chicken-pox	
1	2	1	3	29	14	Measles	
..	2	1	2	..	4	1	2	..	27	2	Scarlatina	2	
..	1	1	Diphtheria	
..	2	1	17	18	Whooping-cough	
..	2	Croup	
2	..	1	5	1	1	1	2	40	38	Diarrhoea	1	
..	2	2	5	Dysentery	
..	1	1	1	1	..	1	37	48	Continued Fever	3	
..	..	1	1	2	8	2	Erysipelas	
3	..	6	4	1	2	1	3	4	91	42	Rheumatism	
..	..	2	1	18	9	Neuralgic Affections	
..	..	7	1	33	20	Constitutional Syphilis	..	
..	..	9	1	..	1	..	1	4	3	85	41	Phthisis	7	
..	5	1	2	16	5	Insanity	
8	..	28	4	4	5	13	8	10	1	5	3	228	130	Bronchitis, Influenza, and Catarrh	8	
3	..	1	1	1	1	..	1	14	9	Pleurisy & Pneumonia.	..	
2	..	5	..	1	4	2	1	..	3	88	37	Skin Disease.....	..	
1	..	13	1	1	3	2	4	5	3	3	4	112	45	Dyspepsia	
18	9	86	2	12	6	7	8	56	11	15	7	839	584	Accidents and diseases not classified.....	27	
43	23	165	13	22	20	31	29	93	23	28	32	1745	1059	TOTAL.....	48	

* 2 cases modified. In 3 cases the respective ages are 32, 37, and 48 years.

debted for the annexed Returns.

(17) Dr. SAMUEL BOOTH,
(18) Mr. M. O. LARMUTH,
(19) " J. O. BRADBURY,
(20) " W. B. STOTT,

(21) Mr. JOHN SMITH,
(22) Dr. ALEX. WILSON,
(23) Mr. H. M. WILLIAMSON
(24) " JOSEPH FOSTER,

(25) Mr. JOHN RAYNER,
(26) " J. V. L. WESTMACOTT,
(27) " A. F. PENNINGTON,
(28) " W. H. HUGHES.

Weekly Return of Births and Deaths in Manchester and Salford.

Causes of Death.	Amcoats District, Mr. Royston.	St. George's Dis., Mr. Worthington.	Market-st. Dis., Mr. A. Gardiner.	London-rd. Dis., Dr. Johns.	Deansgate Dis., Mr. Leigh.	Greenigate Dis., Mr. Bowes.	Regent-rd. Dis., Mr. Tipple.	*Pendleton Dis., Mr. Bowker.	Chorlton-on-M., Mr. Rowley.	Hulme Township, Mr. Sorby.	Ardwick Tnshp., Mr. Hallisworth.	TOTAL.	Corresponding week last year.
Small Pox.....
Measles.....	4	3	..	1	..	1	15	6
Whooping-cough.....	1	..	1	3	1	..	6	16
Scarlatina.....	5	5	..	5	1	4	23	2
Diarrhoea.....	1	2	..	1	1	..	1	..	1	7	5
Fever.....	..	2	†	1	..	1	†	7	8
Diseases of the Lungs ..	9	8	..	2	..	9	3	..	10	11	4	56	41
Other causes.....	11	15	43	9	20	6	†	6	8	14	1	137	117
TOTAL NO. OF DEATHS.	31	30	47	24	20	17	13	7	24	30	7	250	195
TOTAL NO. OF BIRTHS.	50	43	22	23	22	46	24	27	33	71	28	389	314

* Return from Pendleton District commenced June 28.
 † Typhus. † 1 Inquest.

Monthly Return of New Cases of Disease coming under Treatment

*In 11 Charitable Institutions in
St. Marylebone, LONDON. Medical
Officer of Health, Dr. R. D. Thomson,
Population in 1861, 161,680.*

*At Pauper, Charitable, and Public
Institutions in MANCHESTER
and SALFORD.
Population in 1861, 390,815.*

4 Weeks ending 28th February.	4 weeks ending 28th March.	4 Weeks ending 25th April.	TOTAL.	DISEASES.	4 Weeks ending 28th February.	4 Weeks ending 28th March.	4 Weeks ending 25th April.	TOTAL.
11	21	41	73 Small-pox	81	140	172	393
13	10	17	40 Chicken-pox	10	13	22	45
47	59	80	186 Measles	94	115	143	352
40	46	43	129 Scarlatina	60	70	58	188
2	7	3	12 Diphtheria	3	4	9	16
46	36	60	142	.. Whooping-cough ..	35	45	64	144
3	..	1	4 Croup	10	8	7	25
161	146	165	472 Diarrhoea... ..	126	155	160	441
3	4	5	12 Dysentery	28	21	15	64
.. Cholera
21	16	23	60 Erysipelas	14	21	31	66
..	..	1	1	.. Puerperal Fever
13	14	11	38 Insanity	41	37	42	120
792	796	714	2302	Bronchitis and Catarrh	1245	1190	1144	3579
4	11	5	20 Pleurisy
27	13	16	56	... Pneumonia .. }	56	71	55	182
10	4	3	17 Carbuncle
4032	3493	3825	11350	{ Accidents, and all other Diseases }	4487	4671	4775	13933
5225	4676	5013	14914 TOTAL	6290	6561	6697	19548

Copies of the "Weekly Return" are regularly forwarded to all Public Institutions from which information is received, also to such public officers as are willing to assist the objects of the compilation. They will also be supplied to the Subscribers upon application to the Secretary, at the Committee Rooms of the Association.

Contributors are requested to forward their communications not later than the Monday in the week following that to which they relate

The Committee would also be glad to receive any other information respecting the Health of the several districts.

COMMITTEE ROOMS,
33, PALL MALL, MANCHESTER.

HEALTH AND METEOROLOGY OF MANCHESTER

COMMUNICATED TO THE

Manchester and Salford Sanitary Association.

WEEKLY RETURN.

Vol. III.]

WEEK ENDING SATURDAY, JUNE 13, 1863.

[No. 150.]

METEOROLOGICAL OBSERVATIONS, TAKEN AT MANCHESTER AND THE NEIGHBOURHOOD.

	Royal Infirmary, M. R. DAY, Esq.	Old Trafford, G. V. VERNON, Esq.	Bowdon, Alderman NIELD.	Thelwall, J. ATKINSON, Esq.	Eccles, T. MACKERETH Esq.	Royton, J. HIRAP, Esq.
Barometer.						
Mean @ 32° F., and reduced to sea level	INS. 29.548	INS. 29.554		INS. 29.542	INS. 29.547	INS. 29.539
Highest	29.650	29.880		29.820	29.848	29.378
Lowest	29.310	29.310		29.344	29.290	28.850
Range	0.340	0.570		0.476	0.558	0.528
Temperature.						
Adopted Mean	51.5	53.3		52.9	52.4	50.6
Range for Week	15.0	20.8		21.3	25.8	24.0
Daily Range	10.1	13.9		12.5	15.2	14.9
Maximum in Shade	62.0	64.8		64.3	67.7	63.0
Minimum in Shade	47.0	44.0		43.0	41.9	39.0
Maximum in Sun	—	—		88.0	85.2	86.0
Maximum in Sun: Black bulb in Vacuo.	—	109.3		110.0	108.0	—
Minimum on Grass	—	42.0		38.2	38.1	36.4
Temperature in Ground at surface	—	52.14		—	—	—
Temperature 6 inches below	—	52.43		—	—	—
Temperature 12 inches below	—	53.89		—	—	—
Temperature of Evaporation	49.3	50.8		49.7	49.7	48.1
Temperature of Dew Point	47.1	48.3		46.5	47.0	45.5
Temperature of Air—Dew Point	4.4	5.0		6.4	5.4	5.1
Hygrometrical condition of the Atmosphere.						
Weight of Vapour in a cubic foot of Air	GRS. 3.64	GRS. 3.81		GRS. 3.62	GRS. 3.67	GRS. 3.47
Required to Saturate do	0.66	0.75		0.96	0.81	0.69
Weight of a cubic foot of Air	533.1	530.6		533.7	532.5	526.3
Degree of Humidity (Saturation—1,000)	0.851	0.830		0.797	0.822	0.831
Water in a vertical column of the Atmosphere	INS. 4.48	INS. 4.69		INS. 4.38	INS. 4.46	INS. 4.21
Elastic force of Vapour	0.324	0.339		0.317	0.323	0.305
Clouds (Covered—10 Clear—0)	—	7.5		7.2	9.0	8.0
Prevailing Winds	—	S		SW, NW.	SW, NE	SW, NE
Rain	—	3.251		4.209	2.915	2.635
Days on which it fell	—	6		6	6	7
Ozonometer.						
Moffat (0—10)	—	1.14		—	1.85	—
Schombain (0—10)	—	0.00		6.21	—	4.14
Daily Evaporation	INS. 0.047	INS. 0.068		INS. 0.084	INS. 0.071	INS. 0.064
Weekly Evaporation	0.329	0.476		0.588	0.497	0.448

There were 6 barometric oscillations during the week, the amount being 1.180 inches. There were 4 temperature oscillations at 9 a.m., the amount being 20.3°.

The mean temperature of the week has been 4.7° below the average of the last fourteen years, and 1.3° below the corresponding week of last year.

The stations, in the order of mean temperature for the week, stand as follows:—Old Trafford, highest; Thelwall, Eccles, Royal Infirmary, and Royton, lowest.

The degree of humidity was the highest at the Royal Infirmary and the lowest at Thelwall.

Ozone occurred on 7 days at Thelwall and Royton, on 5 days at Eccles, and on 2 days at Old Trafford.

During the past week there has been the heaviest fall of rain in the district we have had this year. On the 10th the amount of rain which fell during twenty-four hours at each station was as follows:—Thelwall 2.250 inches, Old Trafford 1.865 inches, Eccles 1.574 inches, and Royton 1.480 inches.

cles, near Manchester.

THOMAS MACKERETH, M.B.M.S.

MANCHESTER AND SALES

RETURN FROM PAUPER, CHARITABLE, AND PUBLIC New Cases of Disease coming under Treatment

MANCHESTER.															
Area in Statute Acres	Manchester Township 1,645														
Population in 1861	" " 185,050														
DISEASES.	POOR LAW DISTRICTS.							PUBLIC INSTITUTIONS.							
	St. Peter's	St. Andrew's	St. George's	Cathedral	St. Jude's	St. Michael's	Total of Districts.	ROYAL INFIRMARY.					CHILDREN		
								Workhouse.	In-patients.	Out-patients.	District I.	District II.	District III.	St. Mary's Hospital.	Clinical Hospital.
1	2	3	4	5	6	7	8	9	10	11	12	13	14	15	
Small-pox	1	4	1	1	3	4	14	3	7	..	2	4	1
Chicken-pox	1	1	2	2	1
Measles	1	1	..	3	2	2	9	1	1	..	2	1
Scarlatina	2	1	3	1	1	2	..
Diphtheria
Whooping-cough	1	2	..	3	2	2	5
Croup	1	1
Diarrhœa.....	2	3	1	..	3	1	10	4	7	2
Dysentery	1	1
Continued Fever.....	*4	†2	‡8	14	1	1	1	..	10	1
Erysipelas	1	1	1	..	2
Rheumatism	1	4	1	3	1	1	11	7	1	16	2	..	2	..	2
Neuralgic Affections	1	..	2	..	1	4	8	1
Constitutional Syphilis	1	1	17	..	16	..	1
Phthisis	3	..	46	3	2	2
Insanity	1	1	3
Bronchitis, Influenza & Catarrh	5	10	10	9	4	7	45	13	..	89	3	1	1	9	4
Pleurisy and Pneumonia....	1	1	1	1	4	5	..	2	1	..	3
Skin Diseases.....	..	5	2	3	1	..	11	10	..	25	2	4
Dyspepsia	1	2	1	2	5	..	11	16	..	1	2	1	2
Accidents and diseases not classified.....	36	17	11	16	7	25	112	43	36	407	7	7	7	49	9
TOTAL	52	52	28	42	32	52	258	104	45	634	17	19	15	88	37

* 3 Febricula, 1 Typhus. † Febricula. ‡ 6 Febricula, 1 Typhus. || Typhoid.

Medical Officers to whom the Association

- | | | | |
|--|---|---|--|
| (1) Mr. R. M. MANN.
(2) " J. BROADBENT,
(3) " JOHN ARMSTRONG,
(4) " J. LORIMER, | (5) Dr. JOHN MEDD,
(6) " LEDWARD,
(7) Mr. C. H. BRADDON,
(8) " M. ROWLAND DAY, | (9) } Mr. EDWIN H. ROE,
(10) } " S. M. BRADLEY,
(11) } " T. S. SMITH,
(12) } | (13) Mr. H. RUNCO
(14) Dr. WHITEHEAD
(15) Mr. W. GOLLA
(16) " J. TEALE, |
|--|---|---|--|

NITARY ASSOCIATION.

S OF MANCHESTER AND ADJOINING DISTRICTS.

Week ending the 13th day of June, 1863.

ALFORD.				HULME.			CHORLTON.		ARDWICK.	PENDLETON AND PENDLEBURY.				Area in Statute Acres. Population in 1861.	
1,329				477			646 ..		508.	2650.....				Area in Statute Acres.	
70,967.				68,209. ...			44,850..		21739	24,448.....				Population in 1861.	
WEEK ENDS	PUBLIC INSTITUTIONS.			POOR LAW DISTRICTS			Poor Law District.	Dispensary.	Poor Law District.	Ardwick & Ancoats Dispensary.	Chorlton Union Work-house.	Total.	Corresponding Week last Year.	DISEASES.	DEATHS.
	Workhouse.	Dispensary.	New Bailey	St. George's.	Medlock.	St. Philip's									
7	18	19	20	21	22	23	24	25	26	27	28				
4	2	6	1	1	..	1	1	2	3	54	7	Small-pox	2
	3	9	..	Chicken-pox
	5	9	..	4	2	1	2	..	39	5	Measles	4
	..	1	..	1	1	2	..	1	2	2	..	17	1	Scarlatina	5
	1	Diphtheria
	..	1	3	1	17	10	Whooping-cough
	1	2	..	Croup
1	1	1	5	1	..	1	1	1	40	24	Diarrhœa	1
	1	3	Dysentery
2	1	3	2	1	..	1	39	26	Continued Fever	1
	4	6	Erysipelas
1	..	10	..	3	1	1	1	4	5	73	36	Rheumatism
	..	2	1	16	11	Neuralgic Affections
	1	1	2	4	45	12	Constitutional Syphilis	1
1	..	8	1	3	1	2	3	76	28	Phthisis	9
1	1	1	3	11	11	Insanity
8	1	20	4	7	8	8	9	9	1	9	3	263	102	Bronchitis, Influenza, and Catarrh	10
4	..	3	1	2	25	5	Pleurisy & Pneumonia.	2
1	..	5	..	1	2	..	1	2	1	1	1	68	53	Skin Disease.....	..
2	..	8	2	1	1	3	6	5	4	4	2	72	37	Dyspepsia
2	4	69	2	10	8	4	11	32	5	13	6	864	527	Accidents and diseases not classified.....	18
0	18	146	13	28	24	20	28	64	20	41	34	1735	905	TOTAL.....	53

Obtained for the annexed Returns.

(17) Dr. SAMUEL BOOTH,
(18) Mr. M. O. LARMUTH,
(19) " J. O. BRADBURY,
(20) " W. B. STOTT,

(21) Mr. JOHN SMITH,
(22) Dr. ALEX. WILSON,
(23) Mr. H. M. WILLIAMSON
(24) " JOSEPH FOSTER,

(25) Mr. JOHN RAYNER,
(26) " J. V. L. WESTMACOTT,
(27) " A. F. PENNINGTON,
(28) " W. H. HUGHES.

Weekly Return of Births and Deaths in Manchester and Salford.

Causes of Death.	Ancotes District, Mr. Royston.	St. George's Dis., Mr. Worthington.	Market-st. Dis., Mr. A. Gardner.	London-rd. Dis., Dr. Johns.	Deansgate Dis., Mr. Leigh.	Greengate Dis., Mr. Bower.	Recent-rd. Dis., Mr. Tople.	*Pendleton Dis., Mr. Bowker.	Chorlton-on-M., Mr. Rowley.	Hulme Township, Mr. Sorby.	Ardwick Tashp., Mr. Hallsworth.	TOTAL.	Corresponding week last year.
Small Pox	43	1	1	1	..	11	11	8	2
Measles	1	1	3	..	2	1	1	11	7
Whooping-cough	1	2	1	5	10
Scarlatina	5	2	3	2	5	4	5	2	27	2
Diarrhoea	3	3	5	5
Fever	2	4	..	2	1	6	8
Diseases of the Lungs ..	8	8	2	4	..	6	2	..	5	7	5	47	43
Other causes	11	14	25	6	9	5	4	112	6	13	3	108	88
TOTAL NO. OF DEATHS.	28	31	30	12	19	16	11	15	15	27	13	217	165
TOTAL NO. OF BIRTHS.	56	43	26	27	21	29	18	18	32	67	20	357	253

* Return from Pendleton District commenced June 28.

+ 2 cases not vaccinated, 1 after vaccination. † Typhoid. ‡ 1 Inquest. § Female, aged 31 years.
¶ Aged 46 years, not vaccinated.

Monthly Return of New Cases of Disease coming under Treatment

*In 11 Charitable Institutions in
St. Marylebone, LONDON. Medical
Officer of Health, Dr. R. D. Thomson,
Population in 1861, 161,680.*

*At Pauper, Charitable, and Public
Institutions in MANCHESTER
and SALFORD.
Population in 1861, 390,815.*

4 weeks ending 28th March.	4 Weeks ending 25th April.	5 Weeks ending 30th May.	TOTAL.	DISEASES.	4 Weeks ending 28th March.	4 Weeks ending 24th April.	5 Weeks ending 30th May.	TOTAL.
21	41	137	199 Small-pox	140	172	187	499
10	17	20	47 Chicken-pox	13	22	15	50
59	80	59	198 Measles	115	143	122	380
46	43	41	130 Scarlatina	70	58	146	274
7	3	4	14 Diphtheria	4	9	1	14
36	60	23	119	.. Whooping-cough ..	45	64	83	192
..	1	2	3 Croup	8	7	4	19
146	165	235	546 Diarrhoea	155	160	191	506
4	5	4	13 Dysentery	21	15	17	53
.. Cholera
16	23	36	75 Erysipelas	21	31	41	93
..	1	..	1	.. Puerperal Fever
14	11	17	42 Insanity	37	42	34	113
796	714	654	2164	Bronchitis and Catarrh	1190	1144	1046	3380
11	5	7	23 Pleurisy
13	16	11	40	... Pneumonia .. }	71	55	108	234
4	3	8	15 Carbuncle
3493	3825	4717	12035	{ Accidents, and all other Diseases }	4671	4775	5309	14755
4676	5013	5975	15664 TOTAL	6 561	6697	7304	20562

SUMMARY OF THE WEEK.

The health of Manchester and Salford, during the week ending June 13th, was not satisfactory. In the last week in May the number of new cases of disease coming under treatment in Pauper and Charitable Institutions was 1,192, last week it rose to 1,735; of this total 54 were due to Small-pox, a formidable number, and proving that this disease is still very prevalent; 39 to Measles, and 17 to Scarlatina. In the corresponding week of last year the numbers respectively referable to these three disorders were 7, 5, and 1. Diseases of the respiratory organs were also unusually prevalent; 76 new cases of consumption, and 263 of Bronchitis and other non-tubercular diseases of the lungs being recorded in the return. In Constitutional Syphilis there both has been, and still continues to be, a very remarkable increase, the number of cases last week being no less than 46, while in the corresponding week of last year it was only 12. The total number of deaths during the week was 217, of which Small-pox contributed 8.

COMMITTEE ROOMS,
33, PALL MALL, MANCHESTER.

HEALTH AND METEOROLOGY OF MANCHESTER

COMMUNICATED TO THE

Manchester and Salford Sanitary Association.

WEEKLY RETURN.

Vol. III.]

WEEK ENDING SATURDAY, JUNE 20, 1863.

[No. 151.]

METEOROLOGICAL OBSERVATIONS, TAKEN AT MANCHESTER AND THE NEIGHBOURHOOD.

	Royal Infirmery, M. R. DAY, Esq.	Old Trafford, G. V. VERNON, Esq.	Bowdon, Alderman NIELD.	Thelwall, J. ATKINSON, Esq.	Eccles, T. MACKERETH Esq.	Royton, J. HEAP, Esq.
Barometer.						
Mean @ 32° F., and reduced to sea level	INS. 29.889	INS. 29.867		INS. 29.859	INS. 29.857	INS. 29.851
Highest.....	29.898	29.904		29.934	29.884	29.446
Lowest.....	29.642	29.640		29.660	29.620	29.174
Range.....	0.256	0.264		0.274	0.264	0.272
Temperature.						
Adopted Mean	55.3	57.9		56.7	56.3	54.9
Range for Week	20.0	30.0		26.7	31.5	25.5
Daily Range	12.7	18.5		16.8	18.2	15.5
Maximum in Shade	69.0	73.0		70.4	71.4	67.0
Minimum in Shade	49.0	43.0		43.7	39.9	41.5
Maximum in Sun	—	90.3		98.8	92.2	91.6
Maximum in Sun: Black bulb in Vacuo.....	—	109.0		124.0	110.0	—
Minimum on Grass	—	40.5		40.5	36.0	38.8
Temperature in Ground at surface	—	54.51		—	—	—
Temperature 6 inches below	—	54.44		—	—	—
Temperature 12 inches below	—	55.01		—	—	—
Temperature of Evaporation	52.8	54.1		53.2	51.7	52.6
Temperature of Dew Point	50.5	50.7		49.9	47.4	50.4
Temperature of Air—Dew Point	4.8	7.2		6.8	8.9	4.5
Hygrometrical condition of the Atmosphere.						
Weight of Vapour in a cubic foot of Air.....	GRS. 4.11	GRS. 4.14		GRS. 4.02	GRS. 3.67	GRS. 4.10
Required to Saturate do	0.82	1.24		1.12	1.38	0.78
Weight of a cubic foot of Air	535.7	531.3		534.6	534.1	527.5
Degree of Humidity (Saturation—1,000)	0.843	0.771		0.780	0.720	0.848
Water in a vertical column of the Atmosphere	INS. 5.07	INS. 5.12		INS. 4.97	INS. 4.53	INS. 5.06
Elastic force of Vapour.....	0.367	0.370		0.360	0.328	0.366
Clouds (Covered—10 Clear—0).....	—	6.8		7.6	9.0	6.9
Prevailing Winds	—	S, SW		S, W, E	W, SW	W, SW
Rain	—	0.848		0.862	0.964	0.500
Days on which it fell.....	—	5		5	5	5
Ozonometer.						
Moffat (0—10)	—	0.57		—	1.35	—
Schonbein (0—10).....	—	0.86		3.8	—	4.14
Daily Evaporation.....	INS. 0.077	INS. 0.110		INS. 0.101	INS. 0.126	INS. 0.065
Weekly Evaporation.....	0.539	0.770		0.707	0.882	0.455

There were 7 barometric oscillations during the week, the amount being 0.687 of an inch. There were 6 temperature oscillations at 9 a.m., the amount being 20.5°.

The mean temperature of the week has been 1.7° below the average of the last fourteen years, but 3.9° above the corresponding week of last year.

The stations, in the order of mean temperature for the week, stand as follows:—Old Trafford, highest; Thelwall, Eccles, Royal Infirmery, and Royton, lowest.

The degree of humidity was the highest at Royton and the Royal Infirmery and the lowest at Eccles.

Ozone occurred on 7 days at Thelwall, 6 days at Royton, 5 days at Eccles, and on 2 days at Old Trafford.

The barometer appears to be again gaining an unusual height for the season, which height has prevailed during the spring, and was only really interfered with by the recent heavy rain fall.

es, near Manchester.

THOMAS MACKERETH, M.B.M.S.

MANCHESTER AND SALFORD

RETURN FROM PAUPER, CHARITABLE, AND PUBLIC INSTITUTIONS New Cases of Disease coming under Treatment

MANCHESTER.															
Area in Statute Acres	Manchester Township 1,645														
Population in 1861	" " 185,050														
DISEASES.	POOR LAW DISTRICTS.						PUBLIC INSTITUTIONS.								
	St. Peter's	St. Andrew's	St. George's	Cathedral	St. Jude's	St. Michael's	Total of Districts.	Workhouse.	ROYAL INFIRMARY.					CHILDREN	
									In-patients.	Out-patients.	District I.	District II.	District III.	St. Mary's Hospital.	Clinical Hospital.
1	2	3	4	5	6	7	8	9	10	11	12	13	14		
Small-pox	2	1	..	1	2	2	8	2	3	1	
Chicken-pox	1	..	1	2	..	
Measles	1	1	4	..	6	1	3	1	
Scarlatina	2	2	4	1	5	2	1	..	
Diphtheria	
Whooping-cough	3	1	..	4	3	..	6	6	
Croup	
Diarrhœa.....	1	3	..	1	4	1	10	4	6	6	
Dysentery	1	1	
Continued Fever.....	6	*1	3	*2	..	*2	14	2	+1	+1	6	2	
Erysipelas	1	..	1	2	
Rheumatism	3	2	3	2	3	..	13	6	3	25	1	..	1	1	
Neuralgic Affections	1	1	4	1	
Constitutional Syphilis	1	1	12	..	10	1	1	
Phthisis	5	..	35	..	6	1	2	
Insanity	5	
Bronchitis, Influenza & Catarrh	2	6	14	6	7	3	38	8	1	47	4	1	6	9	
Pleurisy and Pneumonia....	2	1	..	1	1	..	5	3	..	2	..	2	1	1	
Skin Diseases.....	1	3	1	1	6	12	..	14	4	1	
Dyspepsia	2	..	2	4	..	8	27	1	..	2	6	
Accidents and diseases not classified.....	28	12	12	10	8	18	88	45	36	253	10	8	6	4	
TOTAL	46	35	34	28	38	28	209	100	43	423	18	26	22	40	

* Febricula.

+ Typhus.

‡ 1 Typhoid.

Medical Officers to whom the Association

- | | | | |
|--|---|---|--|
| (1) Mr. R. M. MANN.
(2) " J. BROADBENT,
(3) " JOHN ARMSTRONG,
(4) " J. LORIMER, | (5) Dr. JOHN MEDD,
(6) " LEDWARD,
(7) Mr. C. H. BRADDON,
(8) " M. ROWLAND DAY, | (9) }
(10) } Mr. EDWIN H. ROE,
(11) } " S. M. BRADLEY,
(12) } " T. S. SMITH, | (13) Mr. H. RUNCO
(14) Dr. WHITEHEAD
(15) Mr. W. GOLLA
(16) " J. TEALE, |
|--|---|---|--|

ANITARY ASSOCIATION.

NS OF MANCHESTER AND ADJOINING DISTRICTS.

Week ending the 20th day of June, 1863.

SALFORD.				HULME.			CHORLTON.		ARDWICK	PENDLETON AND PENDLEBURY.			Area in Statute Acres. Population in 1861.		DEATHS.
1,329				477			646		508	2650			24,448		
70,967				68,209			44,850		21739						
LAW DISTRICT	PUBLIC INSTITUTIONS.			POOR LAW DISTRICTS			Poor Law District.	Dispensary.	Poor Law District.	Ardwick & Ancats Dispensary.	Chorlton Union Work-house.	Total.	Corresponding Week last Year.	DISEASES.	
	Regent Road.	Workhouse.	Dispensary.	New Bailey	St. George's.	Medlock.									
17	18	19	20	21	22	23	24	25	26	27	28				
4	..	2	..	1	2	2	2	..	1	30	7	Small-pox
..	2	5	1	Chicken-pox
..	2	8	..	1	1	1	..	24	11	Measles	2
..	2	5	..	1	21	1	Scarlatina	3
..	1	1	..	Diphtheria
..	..	1	1	1	22	14	Whooping-cough	2
..	1	Croup
1	..	4	2	1	2	1	1	2	3	51	35	Diarrhoea
..	..	1	2	12	Dysentery
1	..	††	..	*1	1	1	2	..	1	39	52	Continued Fever	1
..	..	1	2	6	3	Erysipelas
2	..	3	2	4	3	3	..	3	3	73	53	Rheumatism
2	..	1	1	..	1	11	26	Neuralgic Affections
..	1	1	1	..	1	1	1	4	38	18	Constitutional Syphilis	..
..	..	8	2	1	1	3	70	50	Phthisis	8
..	i	..	1	..	3	10	13	Insanity
9	4	19	2	6	4	10	14	5	..	5	3	201	150	Bronchitis, Influenza, and Catarrh.....	4
2	1	1	1	..	2	21	6	Pleurisy & Pneumonia.	4
1	1	4	1	..	1	46	54	Skin Disease.....	..
2	1	10	2	..	3	2	2	1	4	2	1	79	59	Dyspepsia
3	7	56	2	8	15	4	7	35	11	15	5	697	681	Accidents and diseases not classified.....	39
7	19	123	10	22	22	20	30	54	27	30	31	1447	1247	TOTAL.....	54

obtained for the annexed Returns.

(17) Dr. SAMUEL BOOTH,
(18) Mr. M. O. LARMUTH,
(19) " J. O. BRADBURY,
(20) " W. B. STOTT,

(21) Mr. JOHN SMITH,
(22) Dr. ALEX. WILSON,
(23) Mr. H. M. WILLIAMSON
(24) " JOSEPH FOSTER,

(25) Mr. JOHN RAYNER,
(26) " J. V. L. WESTMACOTT,
(27) " A. F. PENNINGTON,
(28) " W. H. HUGHES.

Weekly Return of Births and Deaths in Manchester and Salford.

Causes of Death.	Anscoat's District, Mr. Royston.	St. George's Dis., Mr. Worthington.	Market-st. Dis., Mr. A. Gardiner.	London-rd. Dis., Dr. Johns.	Deansgate Dis., Mr. Leigh.	Greenigate Dis., Mr. Bowes.	Regent-rd. Dis., Mr. Tipple.	Pendleton Dis., Mr. Bowker.	Chorlton-on-M., Mr. Rowley.	Hulme Township, Mr. Sorby.	Ardwick Tnsbhp., Mr. Hallsworth.	TOTAL.	Corres- ponding week last year.
	Small Pox	1	+1	1	3
Measles	1	2	..	1	..	2	2	3	..	2	..	15	3
Whooping-cough.....	1	1	8	3
Scarlatina	2	..	1	3	..	1	2	..	4	2	3	18	..
Diarrhœa	1	..	1	1	2	1	1	7	7
Fever	1	2	..	4	4	1	1	12	9	8
Diseases of the Lungs ..	9	5	..	5	..	9	6	..	5	10	..	49	35
Other causes.....	14	9	32	8	9	29	10	6	8	14	7	126	124
TOTAL NO. OF DEATHS.	29	21	33	21	11	28	24	10	17	29	12	235	180
TOTAL NO. OF BIRTHS.	45	33	13	25	17	21	33	22	22	58	16	310	411

* Return from Pendleton District commenced June 28.

+ Not vaccinated.

‡ Typhoid.

§ 1 Inquest.

|| 1 Typhus, aged 4 years.

Monthly Return of New Cases of Disease coming under Treatment

In 11 Charitable Institutions in
St. Marylebone, LONDON. Medical
Officer of Health, Dr. R. D. Thomson.
Population in 1861, 161,680.

At Pauper, Charitable, and Public
Institutions in MANCHESTER
and SALFORD.
Population in 1861, 390,815.

4 weeks ending 28th March.	4 Weeks ending 25th April.	5 Weeks ending 30th May.	TOTAL.	DISEASES.	4 Weeks ending 28th March.	4 Weeks ending 25th April.	5 Weeks ending 30th May.	TOTAL.
10	17	20	47	... Chicken-pox ...	13	22	15	50
59	80	59	198	... Measles ...	115	143	122	380
46	43	41	130	... Scarlatina ...	70	58	146	274
7	3	4	14	... Diphtheria ...	4	9	1	14
36	60	23	119	.. Whooping-cough ..	45	64	83	192
..	1	2	3 Croup	8	7	4	19
146	165	235	546 Diarrhœa... ..	155	160	191	506
4	5	4	13	... Dysentery ...	21	15	17	53
.. Cholera
16	23	36	75	... Erysipelas ...	21	31	41	93
..	1	..	1	.. Puerperal Fever
14	11	17	42 Insanity	37	42	34	113
796	714	654	2164	Bronchitis and Catarrh	1190	1144	1046	3380
11	5	7	23 Pleurisy	71	55	108	234
13	16	11	40	... Pneumonia
4	3	8	15	... Carbuncle
3493	3825	4717	12035	{ Accidents, and all other Diseases }	4671	4775	5309	14755
4676	5013	5975	15664 TOTAL	6561	6697	7304	20562

SUMMARY OF THE WEEK.

The health of Manchester, during the week ending the 20th of June, exhibited a marked improvement over that of the preceding week. The total number of new cases coming under treatment in various Pauper, Charitable, and Public Institutions was 1,447, whereas in the week ending June 13th it was 1,735. The cases of Small Pox decreased from 54 to 30, measles from 39 to 24; there was an increase in Scarlatina from 17 to 21, and in Diarrhœa from 40 to 51. The number of new cases in the corresponding week of last year was 1,247. Considering, however, the greatly increased pressure put upon the different charities, owing to the present season of distress, the total during the past week may be considered satisfactory. The temperature of the week was 1.07 below the average of the last fourteen years.

COMMITTEE ROOMS,
33, PALL MALL, MANCHESTER.

HEALTH AND METEOROLOGY OF MANCHESTER

COMMUNICATED TO THE

Manchester and Salford Sanitary Association.

WEEKLY RETURN.

Vol. III.]

WEEK ENDING SATURDAY, JUNE 27, 1863.

[No. 152.]

METEOROLOGICAL OBSERVATIONS, TAKEN AT MANCHESTER AND THE NEIGHBOURHOOD.

	Royal Infirmary, M. R. DAY, Esq.	Old Trafford, G. V. VERNON, Esq.	Bowdon, Alderman NEILD.	Thelwall, J. ATKINSON, Esq.	Eccles, T. MACKERETH, Esq.	Royton, J. HEAP, Esq.
Barometer.						
Mean @ 32° F., and reduced to sea level	INS. 30·064	INS. 30·018		INS. 30·005	INS. 30·011	INS. 30·001
Highest.....	30·120	30·152		30·184	30·126	29·690
Lowest.....	29·700	29·773		29·818	29·760	29·300
Range	0·420	0·379		0·366	0·366	0·390
Temperature.						
Adopted Mean	56·9	59·5		57·4	57·8	56·3
Range for Week	20·0	27·5		28·2	33·5	31·7
Daily Range	12·7	21·5		18·8	21·7	21·0
Maximum in Shade	70·0	74·3		71·2	76·0	71·0
Minimum in Shade	50·0	46·8		43·0	42·5	39·3
Maximum in Sun	—	94·5		97·0	99·9	99·4
Maximum in Sun: Black bulb in Vacuo....	—	111·8		127·0	120·0	—
Minimum on Grass	—	43·0		40·5	37·6	37·0
Temperature in Ground at surface	—	56·09		—	—	—
Temperature 6 inches below	—	56·04		—	—	—
Temperature 12 inches below	—	56·75		—	—	—
Temperature of Evaporation	53·1	54·5		52·6	52·1	53·0
Temperature of Dew Point	49·5	50·1		48·2	48·2	50·0
Temperature of Air—Dew Point	7·4	9·4		9·2	9·6	6·3
Hygrometrical condition of the Atmosphere.						
Weight of Vapour in a cubic foot of Air.....	GRS. 3·95	GRS. 4·05		GRS. 3·78	GRS. 3·61	GRS. 4·04
Required to Saturate do	1·23	1·65		1·50	1·72	1·02
Weight of a cubic foot of Air	536·9	532·5		537·0	536·0	528·8
Degree of Humidity (Saturation—1,000)	0·762	0·710		0·714	0·673	0·792
Water in a vertical column of the Atmosphere						
Elastic force of Vapour.....	INS. 4·80	INS. 5·01		INS. 4·67	INS. 4·67	INS. 4·99
Clouds (Covered—10 Clear—0).....	0·355	0·362		0·338	0·338	0·361
Prevailing Winds	—	S, SW		W, SW	SSW, WSW	SW
Rain	—	0·064		0·133	0·073	0·080
Days on which it fell.....	—	3		3	3	2
Ozonometer.						
Moffat (0—10)	—	2·28		—	1·5	—
Schonbein (0—10)	—	2·28		5·00	—	3·71
Evaporation.						
Daily Evaporation.....	INS. 0·109	INS. 0·147		INS. 0·134	INS. 0·141	INS. 0·093
Weekly Evaporation.....	0·763	1·029		0·938	0·987	0·651

There were 8 barometric oscillations during the week, the amount being 0·972 of an inch. There were 5 temperature oscillations at 9 a.m., the amount being 15·8°.

The mean temperature of the week has been 1·8° below the average of the last fourteen years, but 4·2° above the corresponding week of last year.

The stations, in the order of mean temperature for the week, stand as follows:—Old Trafford, highest; Eccles, Thelwall, Royal Infirmary, and Royton, lowest.

The degree of humidity was the highest at Royton and the lowest at Eccles.

Ozone was found on 7 days at Eccles and Thelwall, 6 days at Royton, and on 3 days at Old Trafford.

near Manchester.

THOMAS MACKERETH, M.B.M.S.

MANCHESTER AND SALFORD

RETURN FROM PAUPER, CHARITABLE, AND PUBLIC INSTITUTIONS New Cases of Disease coming under Treatment

MANCHESTER.															
Area in Statute Acres	Manchester Township 1,645														
Population in 1861	" " 185,050														
DISEASES.	POOR LAW DISTRICTS.							PUBLIC INSTITUTIONS.							
	St. Peter's	St. Andrew's	St. George's	Cathedral	St. Jude's	St. Michael's	Total of Districts.	ROYAL INFIRMARY.					CHILDREN		
								Workhouse.	In-patients.	Out-patients.	District I.	District II.	District III.	St. Mary's Hospital.	Clinical Hospital.
1	2	3	4	5	6	7	8	9	10	11	12	13	14		
Small-pox	3	1	4	2	2	2	3
Chicken-pox
Measles	1	1	1	..	2	..	5	3	1	2
Scarlatina	1	..	1	2	2	2	1	..
Diphtheria
Whooping-cough	1	1	8	3	1	..
Croup
Diarrhœa.....	..	4	..	2	..	5	11	18	10	6	..
Dysentery	1	1	1
Continued Fever.....	*4	†2	‡8	14	7	1	‡2	..	9	1
Erysipelas	1	..	1	..	1	3	1	..	7
Rheumatism	2	7	3	..	3	2	17	5	1	24	2	2	4	1	..
Neuralgic Affections.....	1	2	..	1	4	..	8	2
Constitutional Syphilis	15	..	7
Phthisis	1	..	1	2	..	4	2	..	20	1	..	7	2	2
Insanity	1	1	2
Bronchitis, Influenza & Catarrh	16	10	9	5	3	43	5	..	38	3	1	2	4	5
Pleurisy and Pneumonia.....	3	..	3	2	..	4	..	2	1
Skin Diseases.....	2	2	..	4	10	..	19	5	1
Dyspepsia	2	3	..	7	..	12	..	2	18	4	..	1	3	5
Accidents and diseases not classified.....	26	20	17	20	11	13	107	47	34	275	9	13	8	70	10
TOTAL	34	57	34	37	43	34	239	101	40	438	19	24	29	111	35

* 1 Typhus and 3 Febricula.

† Febricula.

‡ 6 Febricula

Medical Officers to whom the Association

- | | | | |
|--|--|---|---|
| (1) Mr. R. M. MANN.
(2) " J. BROADBENT,
(3) " JOHN ARMSTRONG,
(4) " J. LORIMER, | (5) Dr. JOHN MEDD,
(6) " LEDWARD,
(7) Mr. C. H. BRADDOCK,
(8) " M. ROWLAND DAY, | (9) } Mr. EDWIN H. ROE,
(10) } " S. M. BRADLEY,
(11) } " T. S. SMITH,
(12) } | (13) Mr. H. RUNCOE,
(14) Dr. WHITEHEAD,
(15) Mr. W. GOLLAN,
(16) " J. TEALE, |
|--|--|---|---|

UNITARY ASSOCIATION.

OF MANCHESTER AND ADJOINING DISTRICTS.

Week ending the 27th day of June, 1863.

ALFORD.				HULME.			CHORLTON.		ARDWICK	PENDLETON AND PENDLEBURY.			Area in Statute Acres. Population in 1861.		DEATHS.	
1,329				477			646		508	2650			24,448			
70,967				68,209			44,850		21739							
WEEK	PUBLIC INSTITUTIONS.			POOR LAW DISTRICTS			Poor Law District.	Dispensary.	Poor Law District.	Ardwick & Ancoats Dispensary.	Chorlton Union Workhouse.	Total.	Corresponding Week last Year.	DISEASES.		
	Workhouse.	Dispensary.	New Bailey	St. George's.	Medlock.	St. Philip's										
7	18	19	20	21	22	23	24	25	26	27	28					
3	2	7	..	2	2	3	3	..	2	39	..	Small-pox	4	
..	1	2	2	Chicken-pox	
..	1	2	..	2	..	1	18	13	Measles	
..	..	1	2	3	3	1	1	1	..	20	1	Scarlatina	4	
..	1	Diphtheria	
1	..	2	2	1	19	14	Whooping-cough	
..	Croup	
1	1	1	4	3	1	1	..	6	1	2	2	70	33	Diarrhoea	1	
..	3	6	Dysentery	
1	..	5	1	2	1	1	46	27	Continued Fever	3	
..	1	13	3	Erysipelas	
2	2	3	2	1	1	..	1	2	5	76	53	Rheumatism	
1	..	1	..	1	13	16	Neuralgic Affections	
..	..	2	1	1	..	1	1	..	30	27	Constitutional Syphilis	..	
1	..	8	2	2	..	2	7	60	42	Phthisis	3	
..	1	3	7	8	Insanity	
5	1	13	4	5	7	11	6	5	2	4	5	180	148	Bronchitis, Influenza, and Catarrh	6	
..	1	2	15	10	Pleurisy & Pneumonia.	2	
1	..	3	..	1	3	..	1	1	2	..	2	55	44	Skin Disease.....	..	
..	..	9	1	3	3	3	4	3	..	3	1	79	75	Dyspepsia	
5	9	78	3	4	12	4	11	43	10	13	6	795	637	Accidents and diseases not classified.....	23	
5	18	135	15	22	29	24	31	70	33	29	34	1540	1159	TOTAL.....	46	

‡ Typhoid. § 2 Confluent. ¶ 2 Typhus.

Obtained for the annexed Returns.

17) Dr. SAMUEL BOOTH,
18) Mr. M. O. LARMUTH,
19) " J. O. BRADBURY,
20) " W. B. STOTT,

(21) Mr. JOHN SMITH,
(22) Dr. ALEX. WILSON,
(23) Mr. H. M. WILLIAMSON
(24) " JOSEPH FOSTER,

(25) Mr. JOHN RAYNER,
(26) " J. V. L. WESTMACOTT,
(27) " A. F. PENNINGTON,
(28) " W. H. HUGHES.

Weekly Return of Births and Deaths in Manchester and Salford.

Causes of Death.	Ancoats District, Mr. Royston.	St. George's Dis., Mr. Worthington.	Market-st. Dis., Mr. A. Gardner.	London-rd. Dis., Dr. Johns.	Deansgate Dis., Mr. Leigh.	Greengate Dis., Mr. Bowler.	Regent-rd. Dis., Mr. Tipler.	Pendleton Dis., Mr. Bowker.	Chorlton-on-M., Mr. Rowley.	Hulme Township, Mr. Sorby.	Arwick Tnshp., Mr. Hallsworth.	TOTAL.	Corres- ponding week last year.
Small Pox	1	..	1	**1	3	††1	7	..
Measles	1	..	1	1	3	8	1
Whooping-cough	2	1	..	1	1	5	4
Scarlatina	3	2	..	3	2	2	5	3	22	..
Diarrhœa	2	2	1	1	1	1	8	7
Fever	1	1	1	†1	†1	..	††1	6	8
Diseases of the Lungs ..	6	4	..	7	..	4	3	..	5	16	2	50	45
Other causes	+17	†25	12	†21	α25	+8	13	13	9	21	††9	173	130
TOTAL NO. OF DEATHS.	31	36	15	34	28	18	22	17	18	45	15	279	195
TOTAL NO. OF BIRTHS.	45	45	7	12	23	39	38	22	37	71	21	360	364

+ 2 Inquests. † 17 Inquests. ‡ Typhus. § 11 Inquest. α 12 Inquests. ¶ 1 Continued and 1 Typhus.
 ** Aged 3 years, vaccinated. †† Typhoid. ‡‡ Aged 14 days. ††† 4 Inquests.

Monthly Return of New Cases of Disease coming under Treatment

*In 11 Charitable Institutions in
St. Marylebone, LONDON. Medical
Officer of Health, Dr. R. D. Thomson.
Population in 1861, 161,680.*

*At Pauper, Charitable, and Public
Institutions in MANCHESTER
and SALFORD.
Population in 1861, 390,815.*

4 weeks ending 28th March.	4 Weeks ending 25th April.	5 Weeks ending 30th May.	TOTAL.	DISEASES.	4 Weeks ending 28th March.	4 Weeks ending 25th April.	5 Weeks ending 30th May.	TOTAL.
21	41	137	199 Small-pox	140	172	187	499
10	17	20	47 Chicken-pox	13	22	15	50
59	80	59	198 Measles	115	143	122	380
46	43	41	130 Scarlatina	70	58	146	274
7	3	4	14 Diphtheria	4	9	1	14
36	60	23	119	.. Whooping-cough ..	45	64	83	192
..	1	2	3 Croup	8	7	4	19
146	165	235	546 Diarrhœa.....	155	160	191	506
4	5	4	13 Dysentery	21	15	17	53
.. Cholera
16	23	36	75 Erysipelas	21	31	41	93
..	1	..	1	.. Puerperal Fever
14	11	17	42 Insanity	37	42	34	113
796	714	654	2164	Bronchitis and Catarrh	1190	1144	1046	3380
11	5	7	23 Pleurisy	71	55	108	234
13	16	11	40 Pneumonia ..				
4	3	8	15 Carbuncle
3493	3825	4717	12035	{ Accidents, and all other Diseases }	4671	4775	5309	14755
4676	5013	5975	15664 TOTAL	6561	6697	7304	20562

SUMMARY OF THE WEEK.

The health of Manchester, during the week ending June 27th, was not satisfactory. The number of new cases that came under treatment in the different Pauper, Charitable, and Public Institutions amount to 1,540, in the preceding week the total was 1,447, and in the corresponding week of last year 1,159. The number of new cases of Small-pox, Measles, and Scarlatina was 39, 18, and 20. In the corresponding week of last year the numbers respectively referable to each of these diseases were 0, 12, and 1. In four of the Poor-Law Districts—St. Peter's, St. Andrew's, St. George's, and the Cathedral, no single instances of Small-pox is recorded. On the other hand 12 new cases are entered as having been observed in Salford. It may be remarked that on the first outbreak of the epidemic, Salford almost entirely escaped. There is an increase likewise in the number of cases of Diarrhœa, the total, 70, being more than double that of the corresponding week of last year. The number of Deaths registered during the week from all causes was 279, or 44 more than that of the previous week, and of Births 360; of the deaths two are especially designated as death from Typhus. The mean temperature of the week was 1.08 below the average of the last 14 years.

COMMITTEE ROOMS,
33, PALL MALL, MANCHESTER.

HEALTH AND METEOROLOGY OF MANCHESTER

COMMUNICATED TO THE

Manchester and Salford Sanitary Association.

WEEKLY RETURN.

VOL. III.]

WEEK ENDING SATURDAY, JULY 4, 1863.

[No. 153.]

METEOROLOGICAL OBSERVATIONS, TAKEN AT MANCHESTER AND THE NEIGHBOURHOOD.

	Royal Infirmary, M. R. DAY, Esq.	Old Trafford, G. V. VERNON, Esq.	Bowdon, Alderman NEILD.	Thelwall, J. ATKINSON, Esq.	Eccles, T. MACKERETH Esq.	Royton, J. HEAP, Esq.
Barometer.						
Mean @ 32° F., and reduced to sea level	INS. 30.103	INS. 30.099		INS. 30.091	INS. 30.086	INS. 30.082
Highest.....	30.234	30.264		30.286	30.230	29.794
Lowest.....	29.798	29.804		29.820	29.788	29.332
Range.....	0.436	0.460		0.466	0.442	0.462
Temperature.						
Adopted Mean	55.8	57.9		55.8	56.2	55.5
Range for Week	18.0	28.7		26.8	34.0	30.7
Daily Range	12.3	18.2		16.0	18.5	20.5
Maximum in Shade	68.0	71.9		70.0	73.9	69.5
Minimum in Shade	50.0	43.2		43.2	39.9	38.8
Maximum in Sun	—	88.3		93.8	87.4	100.0
Maximum in Sun: Black bulb in Vacuo	—	106.0		125.0	110.7	—
Minimum on Grass	—	41.8		37.0	36.3	36.0
Temperature in Ground at surface	—	55.39		—	—	—
Temperature 6 inches below	—	55.65		—	—	—
Temperature 12 inches below	—	56.74		—	—	—
Temperature of Evaporation	52.9	53.4		52.0	51.3	52.2
Temperature of Dew Point	50.2	49.3		48.4	46.7	49.1
Temperature of Air—Dew Point	5.6	8.6		7.4	9.5	6.4
Hygrometrical condition of the Atmosphere.						
Weight of Vapour in a cubic foot of Air	GRS. 4.69	GRS. 3.93		GRS. 3.82	GRS. 3.57	GRS. 3.91
Required to Saturate do	0.89	1.45		1.16	1.47	1.04
Weight of a cubic foot of Air	538.9	535.7		539.8	537.3	531.0
Degree of Humidity (Saturation—1,000)	0.824	0.729		0.770	0.705	0.797
Water in a vertical column of the Atmosphere						
Elastic force of Vapour	INS. 5.03	INS. 4.87		INS. 4.70	INS. 4.51	INS. 4.82
Clouds (Covered—10 Clear—0)	0.364	0.352		0.340	0.319	0.349
Prevaling Winds	—	SW		W,SW	WSW,NW	S,SW
Rain	—	0.148		0.167	0.337	0.220
Days on which it fell	—	4		3	4	3
Ozonometer.						
Moffat (0—10)	—	1.86		—	1.43	—
Schonbein (0—10)	—	1.86		5.00	—	2.85
Daily and Weekly Evaporation.						
Daily Evaporation	INS. 0.082	INS. 0.128		INS. 0.106	INS. 0.134	INS. 0.092
Weekly Evaporation	0.574	0.896		0.742	0.938	0.644

There were only 3 barometric oscillations during the week, the amount being 1.210 inches. There were 4 temperature oscillations at 9 a.m., the amount being 19.3°.

The mean temperature of the week has been 2.0° below the average of the last fourteen years, and 1.9° above the corresponding week of last year.

The stations, in the order of mean temperature for the week, stand as follows:—Old Trafford, highest; Eccles, Thelwall, and Royal Infirmary alike, and Royton lowest; though it will be seen the last three differ very slightly.

The degree of humidity was the highest at the Royal Infirmary and the lowest at Eccles.

The fall of rain for June, at the stations, has been, in the order of amount, as follows:—

	Fall in Inches.	Days on which it Fell.
Thelwall	5.642	21
Old Trafford	4.631	22
Eccles	4.362	22
Royton	3.785	19

MANCHESTER AND SALES

RETURN FROM PAUPER, CHARITABLE, AND PUBLIC New Cases of Disease coming under Treatment

MANCHESTER.																
Area in Statute Acres	Manchester Township 1,645															
Population in 1861	" " 185,050															
DISEASES.	POOR LAW DISTRICTS.							PUBLIC INSTITUTIONS.								
	St. Peter's	St. Andrew's	St. George's	Cathedral	St. Jude's	St. Michael's	Total of Districts.	Workhouse.	ROYAL INFIRMARY.					CHILDREN		
									In-patients.	Out-patients.	District I.	District II.	District III.	St. Mary's Hospital.	Clinical Hospital.	
1	2	3	4	5	6	7	8	9	10	11	12	13	14	15		
Small-pox	2	1	..	2	2	7	3	2	1	..	1	2	..	1	
Chicken-pox	
Measles	1	..	2	2	1	..	6	2	
Scarlatina	2	..	3	..	2	1	8	2	1	1	
Diphtheria	1	..	1	
Whooping-cough	3	..	2	..	5	4	8	4	
Croup	1	
Diarrhoea.....	..	3	2	2	4	6	17	11	12	4	
Dysentery	1	1	..	2	1	
Continued Fever.....	3	..	5	*1	..	*2	11	1	2	+2	+1	13	..	
Erysipelas	1	..	1	9	
Rheumatism	2	6	2	..	3	2	15	7	1	57	2	..	1	1	..	
Neuralgic Affections.....	..	1	..	2	1	..	4	15	1	
Constitutional Syphilis.....	..	1	..	1	1	..	3	13	..	10	1	3	
Phthisis	1	2	..	2	..	5	2	1	19	2	2	1	1	3	
Insanity	1	1	1	1	
Bronchitis, Influenza & Catarrh	1	23	9	5	6	2	46	7	..	43	3	2	2	7	7	
Pleurisy and Pneumonia....	1	..	2	..	3	8	1	3	3	2	..	
Skin Diseases.....	..	4	1	3	2	..	10	9	..	23	1	..	1	2	4	
Dyspepsia	1	4	..	1	2	..	8	24	1	..	2	..	4	
Accidents and diseases not classified.....	10	12	16	12	7	18	75	34	31	506	9	6	5	56	10	
TOTAL	22	57	47	29	40	33	228	79	37	730	19	19	20	105	41	

* Febricula.

+1 Typhus and 1 Typhoid.

‡ Typhus.

Medical Officers to whom the Association

- | | | |
|-----------------------|------------------------|-----------------------|
| (1) Mr. R. M. MANN. | (5) Dr. JOHN MEDD, | (9) Mr. EDWIN H. ROE, |
| (2) " J. BROADBENT, | (6) " LEDWARD, | (10) " S. M. BRADLEY, |
| (3) " JOHN ARMSTRONG, | (7) Mr. C. H. BRADDON, | (11) " T. S. SMITH, |
| (4) " J. LORIMER, | (8) " M. ROWLAND DAY, | (12) " T. S. SMITH, |
| | | (13) Mr. H. RUNCO |
| | | (14) Dr. WHITEHEAD |
| | | (15) Mr. W. GOLLA |
| | | (16) " J. TEALE, |

UNITARY ASSOCIATION.

OF MANCHESTER AND ADJOINING DISTRICTS.

Week ending the 4th day of July, 1863.

SALFORD.			HULME.			CHORLTON.		ARDWICK.	PENDLETON AND PENDLEBURY.				Area in Statute Acres.		DEATHS.
1,329			477			646		508	2650				Population in 1861.		
70,967			68,209			44,850		21,739	24,448						
PUBLIC INSTITUTIONS.			POOR LAW DISTRICTS			Poor Law District.		Poor Law District.	Ardwick & Ancells Dispensary.		Chorlton Union Work-house.	Total.	Corresponding Week last Year.	DISEASES.	
Workhouse.	Dispensary.	New Bailey	St. George's.	Medlock.	St. Philip's	Poor Law District.	Dispensary.	Poor Law District.	Ardwick & Ancells Dispensary.	Chorlton Union Work-house.	Total.	Corresponding Week last Year.	DISEASES.		
18	19	20	21	22	23	24	25	26	27	28	Total.	Corresponding Week last Year.	DISEASES.		
1	4	2	..	2	1	3	3	3	36	7	Small-pox	1	
4	4	..	Chicken-pox	
1	3	..	2	2	18	11	Measles	
..	1	1	2	9	5	1	1	..	32	4	Scarlatina	5	
..	1	..	Diphtheria	1	
..	1	1	1	1	25	16	Whooping-cough	
..	1	1	Croup	1	
..	..	6	2	..	3	2	2	1	2	2	69	46	Diarrhoea	2	
..	1	3	10	15	Dysentery	
..	4	..	*3	3	2	45	23	Continued Fever	
..	1	11	1	Erysipelas	
..	5	1	2	2	3	..	3	5	107	55	Rheumatism	
..	2	23	9	Neuralgic Affections	
1	1	1	1	2	36	20	Constitutional Syphilis	1	
..	4	2	4	48	53	Phthisis	8	
3	1	3	10	10	Insanity	
1	8	4	5	3	5	5	10	2	5	2	172	148	Bronchitis, Influenza, and Catarrh	4	
..	2	2	3	27	10	Pleurisy & Pneumonia.	2	
1	1	1	..	1	1	2	..	2	62	63	Skin Disease	
..	13	3	5	..	1	..	2	1	67	85	Dyspepsia	
7	72	3	5	10	5	13	44	10	40	4	976	626	Accidents and diseases not classified	19	
19	122	14	18	28	22	38	70	23	57	31	1780	1203	TOTAL	44	

ted for the annexed Returns.

7) Dr. SAMUEL BOOTH,
8) Mr. M. O. LARMUTH,
9) " J. O. BRADBURY,
10) " W. B. STOTT,

(21) Mr. JOHN SMITH,
(22) Dr. ALEX. WILSON,
(23) Mr. H. M. WILLIAMSON
(24) " JOSEPH FOSTER,

(25) Mr. JOHN RAYNER,
(26) " J. V. L. WESTMACOTT,
(27) " A. F. PENNINGTON,
(28) " W. H. HUGHES.

Weekly Return of Births and Deaths in Manchester and Salford.

Causes of Death.	Ancoats District, Mr. Royston.	St. George's Dis., Mr. Worthington.	Market-st. Dis., Mr. A. Gardiner.	London-rd. Dis., Dr. Johns.	Deansgate Dis., Mr. Leigh.	Greenigate Dis., Mr. Bower.	Regent-rd. Dis., Mr. Tiplade.	Fendleton Dis., Mr. Bowker.	Chorlton-on-M., Mr. Rowley.	Hulme Township, Mr. Sorby.	Ardswick Tnashp., Mr. Hallsworth.	TOTAL.	Corres- ponding week last year.
Small Pox.....	2	2	..	21	51	..	6	..
Measles.....	1	1	3	3	2	2	..	12	8
Whooping-cough.....	1	1	..	7	4
Scarlatina.....	4	3	..	3	4	1	3	..	2	4	2	26	..
Diarrhoea.....	1	1	..	2	2	4	3	15	4
Fever.....	1	2	..	1	1	..	1	1	..	7	4
Diseases of the Lungs ..	9	5	..	2	1	5	5	..	8	7	3	45	34
Other causes.....	d28	e14	25	6	4	f8	f17	5	g19	h30	5	161	150
TOTAL NO. OF DEATHS.	46	27	27	13	13	22	33	10	32	46	10	279	204
TOTAL NO. OF BIRTHS.	36	35	22	23	25	28	44	17	36	58	21	345	339

a Aged 9 years, not vaccinated. *b* Female, aged 16 years, vaccinated *c* Typhoid. *d* 12 Inquests.

e 3 Inquests. *f* 2 Inquests. *g* 7 Inquests. *h* 18 Inquests.

ERRATUM.—In the Hulme District, last week, the 3 cases of Small Pox should have been 3 Measles.

Monthly Return of New Cases of Disease coming under Treatment

*In 11 Charitable Institutions in
St. Marylebone, LONDON. Medical
Officer of Health, Dr. R. D. Thomson.
Population in 1861, 161,680.*

*At Pauper, Charitable, and Public
Institutions in MANCHESTER
and SALFORD.
Population in 1861, 390,815.*

4 weeks ending 28th March.	4 Weeks ending 25th April.	5 Weeks ending 30th May.	TOTAL.	DISEASES.	4 Weeks ending 28th March.	4 Weeks ending 25th April.	5 Weeks ending 30th May.	TOTAL.
21	41	137	199 Small-pox	140	172	187	499
10	17	20	47 Chicken-pox	13	22	15	50
59	80	59	198 Measles	115	143	122	380
46	43	41	130 Scarlatina	70	58	146	274
7	3	4	14 Diphtheria	4	9	1	14
36	60	23	119	.. Whooping-cough ..	45	64	83	192
..	1	2	3 Croup	8	7	4	19
146	165	235	546 Diarrhoea	155	160	191	506
4	5	4	13 Dysentery	21	15	17	53
.. Cholera
16	23	36	75 Erysipelas	21	31	41	93
..	1	..	1	.. Puerperal Fever
14	11	17	42 Insanity	37	42	34	113
796	714	654	2164	Bronchitis and Catarrh	1190	1144	1046	3380
11	5	7	23 Pleurisy	7	55	108	234
13	16	11	40	... Pneumonia .. }	71
4	3	8	15 Carbuncle
3493	3825	4717	12035	{ Accidents, and all other Diseases }	4671	4775	5309	14755
4676	5013	5975	15664 TOTAL	6561	6697	7304	20562

SUMMARY OF THE WEEK.

The health of Manchester, during the week ending July 4th, was even less satisfactory than during the preceding week. The number of new cases of disease coming under treatment in the various Pauper, Charitable, and Public Institutions was no less than 1780, or a higher total than that of any preceding week since the early part of March last. The number of new cases of Small-pox was 36, of Measles 18, and of Scarlatina 32. In the corresponding week of last year the respective numbers were 7, 11, and 4. Cases of Diarrhoea and Continued Fever are much more frequent than they were at this time last year, being 69 and 45 as compared with 46 and 23. On the other hand Consumption and Dysentery appear to have occurred somewhat more often in the first week of July, 1862, than in that of July, 1863. The total number of Deaths registered during the week was 279, or the same as in the preceding week: of this number Scarlet Fever contributed 26, a higher total than in any preceding week since the commencement of the Weekly Returns of the Sanitary Association, in October, 1860. It is well therefore for the public to bear in mind that Scarlet Fever is at present Epidemic (especially in the Ancoats, Deansgate, and Hulme Districts), and has been steadily gaining ground; this disease likewise appears more prevalent amongst the better-to-do classes of the community than amongst the very poor. The temperature of the week was 2.0° below the average of the last 14 years.

COMMITTEE ROOMS,
33, PALL MALL, MANCHESTER.

HEALTH AND METEOROLOGY OF MANCHESTER

COMMUNICATED TO THE

Manchester and Salford Sanitary Association.

WEEKLY RETURN.

Vol. III.]

WEEK ENDING SATURDAY, JULY 11, 1863.

[No. 154.]

METEOROLOGICAL OBSERVATIONS, TAKEN AT MANCHESTER AND THE NEIGHBOURHOOD.

	Royal Infirmary, M. R. DAY, Esq.	Old Trafford, G. V. ERNON, Esq.	Bowdon, Alderman NEILD.	Thelwall, J. ATKINSON, Esq.	Eccles, T. MACKERETH, Esq.	Royton, J. HEAR, Esq.
Barometer.						
Mean @ 32° F., and reduced to sea level	INS. 30.290	INS. 30.263		INS. 30.257	INS. 30.256	INS. 30.249
Highest	30.348	30.359		30.400	30.350	29.912
Lowest	29.980	29.990		30.006	29.970	29.512
Range	0.368	0.379		0.394	0.380	0.400
Temperature.						
Adopted Mean	60.7	61.7		62.3	62.0	63.2
Range for Week	29.0	40.6		38.1	40.9	36.3
Daily Range	18.6	16.5		25.3	26.6	25.9
Maximum in Shade	78.0	82.0		78.4	79.0	82.1
Minimum in Shade	49.0	41.4		40.3	38.1	43.8
Maximum in Sun	—	98.0		99.8	97.4	105.0
Maximum in Sun: Black bulb in Vacuo	—	117.0		126.5	116.5	—
Minimum on Grass	—	39.0		35.8	34.6	43.0
Temperature in Ground at surface	—	58.39		—	—	—
Temperature 6 inches below	—	58.29		—	—	—
Temperature 12 inches below	—	59.04		—	—	—
Temperature of Evaporation	57.6	57.9		58.3	57.6	59.5
Temperature of Dew Point	54.9	54.7		54.9	53.8	56.4
Temperature of Air—Dew Point	5.8	7.0		7.4	8.2	6.8
Hygrometrical condition of the Atmosphere.						
Weight of Vapour in a cubic foot of Air	GRS. 4.87	GRS. 4.73		GRS. 4.79	GRS. 4.58	GRS. 5.63
Required to Saturate do	0.95	1.41		1.47	1.62	1.41
Weight of a cubic foot of Air	536.8	534.2		535.5	535.6	525.9
Degree of Humidity (Saturation—1,000)	0.21	0.780		0.770	0.750	0.787
Water in a vertical column of the Atmosphere	INS. 5.97	INS. 5.92		INS. 5.97	INS. 5.73	INS. 6.30
Elastic force of Vapour	0.431	0.428		0.431	0.415	0.456
Clouds (Covered—10 Clear—0)	—	4.6		3.0	3.0	2.0
Prevailing Winds	—	SW		W	W,NW	SW,SE
Rain	—	0.174		0.018	0.175	0.105
Days on which it fell	—	1		1	1	2
Ozonometer.						
Moffat (0—10)	—	0.28		—	1.70	—
Schonbein (0—10)	—	0.14		2.07	—	1.43
Daily Evaporation	INS. 0.100	INS. 0.122		INS. 0.131	INS. 0.141	INS. 0.124
Weekly Evaporation	0.700	0.854		0.917	0.987	0.868

There were 5 barometric oscillations during the week, the amount being 0.728 of an inch. There were 4 temperature oscillations at 9 a.m., the amount being 27.7°.

The mean temperature of the week has been 1.5° above the average of the last fourteen years, and 6.1° above the corresponding week of last year.

The stations, in the order of mean temperature for the week, stand as follows:—Royton, highest; Thelwall, Eccles, Old Trafford, and Royal Infirmary, lowest. It will be found that the temperature of Royton is nearly always below that of the other stations; this week it is the highest.

The degree of humidity was the highest at the Royal Infirmary and the lowest at Eccles.

Ozone was found on 7 days at Eccles, on 4 days at Thelwall and Royton, and on 1 day at Old Trafford. Very little seems to have been found at any of the stations, which appears to show that a very hot and calm atmosphere, as well as very cold one, operate against its appearance with us. Thunder and lightning occurred at all the stations on the 7th.

es, near Manchester.

THOMAS MACKERETH, M.B.M.S.

MANCHESTER AND SALFORD

RETURN FROM PAUPER, CHARITABLE, AND PUBLIC

New Cases of Disease coming under Treatment

DISEASES,	MANCHESTER.														
								MANCHESTER TOWNSHIP							
	Area in Statute Acres							1,645							
	Population in 1861							" " 185,050							
	POOR LAW DISTRICTS.						PUBLIC INSTITUTIONS.								
	St. Peter's	St. Andrew's	St. George's	Cathedral	St. Jude's	St. Michael's	Total of Districts.	Workhouse.	ROYAL INFIRMARY.					CHILDREN	
									In-patients.	Out-patients.	District I.	District II.	District III.	St. Mary's Hospital.	Clinical Hospital.
1	2	3	4	5	6	7	8	9	10	11	12	13	14		
Small-pox	1	3	4	2	1	1	..	1	..
Chicken-pox	1	2	..	3	3
Measles	1	1	1	2	5	2	1
Scarlatina	1	1	2	4	1	1	2	5	1	..
Diphtheria
Whooping-cough	1	2	..	3	6	4	1
Croup	1	1
Diarrhœa.....	2	4	5	5	8	7	31	1	..	20	2	13	5
Dysentery	1	1	2	5	1
Continued Fever.....	..	*1	4	*1	..	4	10	4	+1	..	9	..
Erysipelas	1	1	..	1	10	1	..
Rheumatism	1	5	1	2	2	1	12	9	..	18	2	..	2	1	1
Neuralgic Affections.....	1	1	12	1	1
Constitutional Syphilis.....	1	..	1	2	13	..	30
Phthisis	2	..	2	2	..	6	30	1	2	4	..	6
Insanity	2
Bronchitis, Influenza & Catarrh	3	8	11	6	5	7	40	7	..	34	2	1	4	2	10
Pleurisy and Pneumonia....	1	1	2	..	4	2	1	..	2	1	2
Skin Diseases.....	1	..	4	2	1	..	8	10	1	27	..	1	5
Dyspepsia	4	3	..	3	7	1	18	30	..	2	3	5	3
Accidents and diseases not } classified..... }	21	18	12	14	4	24	93	50	35	283	7	12	12	57	9
TOTAL	40	43	41	38	36	50	248	101	39	510	13	22	34	96	43

* Fellicula.

+1 Typhoid.

Medical Officers to whom the Association

- | | | | |
|--|---|---|---|
| (1) Mr. R. M. MANN.
(2) " J. BROADBENT,
(3) " JOHN ARMSTRONG,
(4) " J. LORIMER, | (5) Dr. JOHN MEDD,
(6) " LEDWARD,
(7) Mr. C. H. BRADDON,
(8) " M. ROWLAND DAY, | (9) } Mr. EDWIN H. ROE,
(10) }
(11) } " S. M. BRADLEY,
(12) } " T. S. SMITH, | (13) Mr. H. RUNCORN,
(14) Dr. WHITEHEAD,
(15) Mr. W. GOLLA,
(16) " J. TEALE, |
|--|---|---|---|

ANITARY ASSOCIATION.

NS OF MANCHESTER AND ADJOINING DISTRICTS.

Week ending the 11th day of July, 1863.

SALFORD.				HULME.			CHORLTON.		ARDWICK.		PENDLETON AND PENDLEBURY.							
1,329				477			646		508		2650		Area in Statute Acres.					
70,967				68,209			44,850		21,730		24,448		Population in 1861.					
LAW DISTRICT.	PUBLIC INSTITUTIONS.			POOR LAW DISTRICTS.			Poor Law District.		Poor Law District.		Ardwick & Ancoats Dispensary.		Chorlton Union Work House.		Total.	Corresponding Week last Year.	DISEASES.	DEATHS.
	Regent Road.	Workhouse.	Dispensary.	New Bailey	St. George's.	Medlock.	St. Philip's	Poor Law District.	Dispensary.	Poor Law District.	Ardwick & Ancoats Dispensary.	Chorlton Union Work House.						
17	18	19	20	21	22	23	24	25	26	27	28							
1	..	3	1	4	19	1	Small-pox	2			
..	1	8	3	Chicken-pox			
..	..	1	10	11	Measles	3			
..	3	1	2	1	6	2	2	..	31	7	Scarlatina	5			
..	1	1	..	Diphtheria			
..	4	2	22	12	Whooping-cough	1			
..	1	1	3	2	Croup	2			
3	..	3	7	2	2	1	..	1	..	2	3	98	49	Diarrhoea			
..	10	9	Dysentery			
2	..	4	..	3	2	2	2	39	31	Continued Fever	2			
..	..	1	14	4	Erysipelas			
3	..	5	..	2	1	1	1	2	2	2	4	71	63	Rheumatism			
2	1	..	2	20	7	Neuralgic Affections			
..	..	2	2	3	53	27	Constitutional Syphilis	1			
2	..	7	1	1	1	1	1	1	3	67	43	Phthisis	9			
..	1	1	4	10	Insanity			
4	1	10	5	2	6	7	5	8	1	6	4	162	127	Bronchitis, Influenza, and Catarrh	6			
..	1	..	2	2	17	19	Pleurisy & Pneumonia.	..			
1	3	5	..	3	2	1	1	1	3	..	3	76	64	Skin Disease.....	..			
..	..	11	1	1	6	1	2	1	..	3	2	89	61	Dyspepsia			
14	4	58	1	15	12	7	11	42	2	39	..	784	658	Accidents and diseases not classified.....	21			
32	10	110	14	31	37	24	23	67	31	55	26	1598	1208	TOTAL.....	52			

debited for the annexed Returns.

(17) Dr. SAMUEL BOOTH,
 (18) Mr. M. O. LARMUTH,
 (19) " J. O. BRADBURY,
 (20) " W. B. STOTT,

(21) Mr. JOHN SMITH,
 (22) Dr. ALEX. WILSON,
 (23) Mr. H. M. WILLIAMSON
 (24) " JOSEPH FOSTER,

(25) Mr. JOHN RAYNER,
 (26) " J. V. L. WESTMACOTT,
 (27) " A. F. PENNINGTON,
 (28) " W. H. HUGHES.

Weekly Return of Births and Deaths in Manchester and Salford.

Causes of Death.	Ancoats District, Mr. Royston.	St. George's Dis., Mr. Worthington.	Market-st. Dis., Mr. A. Gardiner.	London-rd. Dis., Dr. Johns.	Deansgate Dis., Mr. Leigh.	Greenigate Dis., Mr. Bower.	Regent-rd. Dis., Mr. Tiplie.	Pendleton Dis., Mr. Bowker.	Chorlton-on-M., Mr. Rowley.	Hulme Township, Mr. Sorby.	Ardwick Tnshp., Mr. Hallsforth.	TOTAL.	Corres- ponding week last year.
Small Pox	22	1	21	5	..
Measles	1	12	1	..	1	8	2
Whooping-cough	1	1	1	..	1	1	..	10	5
Scarlatina	3	3	1	..	1	..	14	1	26	4
Diarrhoea	4	4	..	31	1	1	..	4	1	1	..	15	5
Fever	1	1	1	..	1	23	..	7	2
Diseases of the Lungs ..	9	4	..	1	..	7	3	..	8	14	4	50	40
Other causes	17	8	19	5	13	12	10	7	6	23	6	126	85
TOTAL NO. OF DEATHS.	36	22	21	9	19	23	16	11	21	56	13	247	143
TOTAL NO. OF BIRTHS.	45	57	12	15	18	27	26	11	25	28	18	282	310

a Not vaccinated.

b Choleraic.

c Typhus.

d 1 Typhus.

Monthly Return of New Cases of Disease coming under Treatment

*In 11 Charitable Institutions in
St. Marylebone, LONDON. Medical
Officer of Health, Dr. R. D. Thomson.
Population in 1861, 161,680.*

*At Pauper, Charitable, and Public
Institutions in MANCHESTER
and SALFORD.
Population in 1861, 390,815.*

4 Weeks ending 26th April.	5 Weeks ending 30th May.	4 weeks ending 27th June.	TOTAL.	DISEASES.	4 Weeks ending 26th April.	5 Weeks ending 30th May.	4 Weeks ending 27th June.	TOTAL.
41	137	120	298 Small-pox	172	187	187	546
17	20	13	50 Chicken-pox	22	15	21	58
80	59	71	210 Measles	143	122	110	375
43	41	59	143 Scarlatina	58	146	85	289
3	4	5	12 Diphtheria	9	1	2	12
60	23	37	120	.. Whooping-cough ..	64	83	75	222
1	2	2	5 Croup	7	4	2	13
165	235	306	706 Diarrhoea... ..	160	191	201	552
5	4	1	10 Dysentery	15	17	8	40
.. Cholera
23	36	27	86 Erysipelas	31	41	31	103
1	1	.. Puerperal Fever
11	17	13	41 Insanity	42	34	44	120
714	654	472	1840	Bronchitis and Catarrh	1144	1046	872	3062
5	7	10	22 Pleurisy }	55	108	75	238
16	11	18	45	... Pneumonia .. }
3	8	2	13 Carbuncle
3825	4717	3808	12410	{ Accidents, and all other Diseases }	4775	5309	4754	14838
5013	5975	5024	16012 TOTAL	6697	7304	6467	20468

SUMMARY OF THE WEEK.

The health of Manchester, during the week ending July 11th, though favourable as compared with that of the preceding week, was nevertheless far from satisfactory. The total number of new cases of disease coming under treatment in the various Public Institutions was 1,598; whereas in the week terminating July 4th it was 1,780. The number of new cases of Small-pox, Measles, and Scarlatina, was 19, 10, and 31. In the corresponding week of last year the respective numbers were 1, 11, and 7. It is satisfactory to observe that, during the last few weeks, Small-pox has been steadily decreasing. The number of new cases of Diarrhoea was 98; in the corresponding week of last year it was only 49: we observe here the effects of a high temperature in occasioning irritation of the alimentary canal. It is worthy of notice in reference to this disorder that the temperature was 6.1° above that of the corresponding week of last year. The total number of deaths for the week was 247, or 104 more than in '62; while in that year the births likewise were considerably more numerous than at present. Diarrhoea this week proved fatal in 15 cases. The mortality from Scarlet Fever (to which we directed special attention last week) still continues excessive, the total being again 26; of this number no less than 14 occurred in Hulme. The temperature of the week was 1.5° above the average of the last 14 years.

COMMITTEE ROOMS,
33, PALL MALL, MANCHESTER.

HEALTH AND METEOROLOGY OF MANCHESTER

COMMUNICATED TO THE

Manchester and Salford Sanitary Association.

WEEKLY RETURN.

Vol. III.]

WEEK ENDING SATURDAY, JULY 18, 1863.

[No. 155.]

METEOROLOGICAL OBSERVATIONS, TAKEN AT MANCHESTER AND THE NEIGHBOURHOOD.

	Royal Infirmary, M.R. DAY, Esq.	Old Trafford, G.V. VERNON, Esq.	Bowdon, Alderman NIELD.	Thelwall, J. ATKINSON, Esq.	Eccles, T. MACKERETH, Esq.	Royton, J. HEAF, Esq.
Barometer.						
Mean @ 32° F., and reduced to sea level	INS. 30.272	INS. 30.221		INS. 30.222	INS. 30.222	INS. 30.205
Highest.....	30.452	30.472		30.500	30.432	30.000
Lowest.....	29.682	29.669		29.726	29.674	29.190
Range.....	0.770	0.803		0.774	0.758	0.810
Temperature.						
Adopted Mean	57.4	58.4		57.8	57.2	57.1
Range for Week	26.0	38.5		32.7	41.3	43.4
Daily Range.....	11.7	19.4		15.3	18.0	23.8
Maximum in Shade	74.0	79.7		73.5	78.3	78.8
Minimum in Shade	48.0	41.2		40.8	37.0	35.4
Maximum in Sun	—	93.3		90.8	90.4	102.0
Maximum in Sun: Black bulb in Vacuo....	—	109.3		111.8	108.8	—
Minimum on Grass	—	39.0		36.0	33.9	35.0
Temperature in Ground at surface	—	57.77		—	—	—
Temperature 6 inches below	—	58.73		—	—	—
Temperature 12 inches below	—	60.17		—	—	—
Temperature of Evaporation	53.3	54.6		53.4	52.0	52.7
Temperature of Dew Point	49.5	51.2		49.4	47.3	47.9
Temperature of Air—Dew Point	7.9	7.2		8.4	9.9	9.2
Hygrometrical condition of the Atmosphere.						
Weight of Vapour in a cubic foot of Air.....	GRS. 3.95	GRS. 4.24		GRS. 3.94	GRS. 3.68	GRS. 3.83
Required to Saturate do	1.33	1.24		1.42	1.56	1.39
Weight of a cubic foot of Air	540.3	537.0		539.9	540.2	531.9
Degree of Humidity (Saturation—1,000)	0.748	0.770		0.734	0.692	0.731
Water in a vertical column of the Atmosphere						
Elastic force of Vapour.....	INS. 4.90	INS. 5.21		INS. 4.88	INS. 4.52	INS. 4.61
Clouds (Covered—10 Clear—0).....	0.355	0.377		0.353	0.327	0.334
Prevaling Winds	—	SW		W,NW	NW	NW
Rain	—	0.000		0.038	0.005	0.050
Days on which it fell.....	—	0		1	1	1
Ozonometer.						
Moffat (0—10)	—	0.00		—	1.21	—
Schonbein (0—10).....	—	0.00		2.90	—	2.57
Daily Evaporation.....	INS. 0.117	INS. 0.112		INS. 0.126	INS. 0.142	INS. 0.133
Weekly Evaporation.....	0.819	0.781		0.882	0.994	0.931

There were 5 barometric oscillations during the week, the amount being 1.086 inches. There were 4 temperature oscillations at 9 a.m., the amount being 17.2°.

The mean temperature of the week has been 3.6° below the average of the last fourteen years, and 1.0° below the corresponding week of last year.

The mean temperature had fallen away considerably from what it was at the beginning of the week. The mean temperature of Sunday, 12th inst., was 65.1°, while that of last Saturday, 18th inst., was only 54.2°.

The stations, in the order of mean temperature for the week, stand as follows:—Old Trafford, highest; Royal Infirmary, Eccles, and Royton, lowest.

The degree of humidity was the highest at Old Trafford and the lowest at Eccles.

Ozone was found on 7 days at Eccles, and on 6 days at Royton and Thelwall; but none was found at Old Trafford.

MANCHESTER AND SALFORD

RETURN FROM PAUPER, CHARITABLE, AND PUBLIC

New Cases of Disease coming under Treatment

MANCHESTER.															
Area in Statute Acres	Manchester Township 1,645														
Population in 1861	" " 185,050														
DISEASES.	POOR LAW DISTRICTS.							PUBLIC INSTITUTIONS.							
	St. Peter's	St. Andrew's	St. George's	Cathedral	St. Jude's	St. Michael's	Total of Districts.	Workhouse.	ROYAL INFIRMARY.					CHILDREN	
									In-patients.	Out-patients.	District I.	District II.	District III.	St. Mary's Hospital.	Clinical Hospital.
1	2	3	4	5	6	7	8	9	10	11	12	13	14		
Small-pox	1	1	..	1	2	1	6	2	3	1	3	2	2
Chicken-pox
Measles	1	..	2	4	3	..	10	2	1	1	
Scarlatina	4	4	8	2	..	1	1	2	
Diphtheria	1	..	1	
Whooping-cough	1	1	3	..	5	2	1	1	1	2	
Croup	
Diarrhœa.....	..	9	2	10	10	12	43	3	..	3	35	6	
Dysentery	1	..	3	3	
Continued Fever.....	4	1	..	*2	7	2	2	11	..	
Erysipelas	1	1	4	
Rheumatism	1	5	1	1	8	6	2	13	1	..	2	1	
Neuralgic Affections.....	1	1	11	1	..	
Constitutional Syphilis	19	..	11	1	
Phthisis	1	1	2	3	..	31	..	1	5	1	
Insanity	1	1	2	
Bronchitis, Influenza & Catarrh	2	10	6	4	8	7	37	6	..	63	2	..	10	3	
Pleurisy and Pneumonia....	1	..	3	2	6	4	1	2	1	1	
Skin Diseases.....	..	1	1	1	1	..	4	7	1	21	2	3	
Dyspepsia	1	3	..	4	..	1	27	1	3	
Accidents and diseases not classified.....	29	16	17	11	9	14	96	49	31	304	13	9	14	51	
TOTAL	37	44	39	38	43	39	240	101	40	495	23	16	36	110	40

* Febricula.

Medical Officers to whom the Association

- | | | | |
|--|---|---|---|
| (1) Mr. R. M. MANN.
(2) " J. BROADBENT,
(3) " JOHN ARMSTRONG,
(4) " J. LORIMER, | (5) Dr. JOHN MEDD,
(6) " LEDWARD,
(7) Mr. C. H. BRADDON,
(8) " M. ROWLAND DAY, | (9) } Mr. EDWIN H. ROE,
(10) } " S. M. BRADLEY,
(11) } " T. S. SMITH,
(12) } | (13) Mr. H. RUNCOE,
(14) Dr. WHITEHEAD,
(15) Mr. W. GOLLAN,
(16) " J. TEALE, |
|--|---|---|---|

SANITARY ASSOCIATION.

REPORTS OF MANCHESTER AND ADJOINING DISTRICTS.

for the Week ending the 18th day of July, 1863.

SALFORD.				HULME.			CHORLTON.		ARDWICK.	PENDLETON AND PENDLEBURY.			Area in Statute Acres. Population in 1861.		DISEASES.	DEATHS.
1,329				477			646		508	2650			24,448			
70,967				68,209			44,850		21,739							
REGENT ROAD.	PUBLIC INSTITUTIONS.			POOR LAW DISTRICTS.			Poor Law District.	Dispensary.	Poor Law District.	Ardwick & Ancoats Dispensary.	Chorlton Union Work-house.	Total.	Corresponding Week last Year.			
	17	18	19	20	21	22										23
2	3	3	3	..	1	1	1	..	3	36	..	Small-pox	1	
..	1	2	1	Chicken-pox	
..	..	2	1	1	..	20	7	Measles	3	
..	1	1	..	6	4	..	1	..	27	..	Scarlatina	6	
..	1	..	Diphtheria	
..	1	1	14	6	Whooping-cough	2	
..	1	2	Croup	
2	1	2	37	3	1	4	6	8	..	3	4	171	76	Diarrhoea	4	
..	..	2	2	1	13	10	Dysentery	
..	..	4	1	3	2	33	26	Continued Fever	
..	1	1	7	6	Erysipelas	
1	1	3	2	2	4	47	52	Rheumatism	
..	1	17	18	Neuralgic Affections	
..	1	1	1	3	41	23	Constitutional Syphilis	..	
..	..	9	1	2	1	59	47	Phthisis	6	
..	1	2	6	7	Insanity	
5	..	20	3	4	2	10	3	11	1	7	1	197	122	Bronchitis, Influenza, and Catarrh.....	6	
..	..	2	5	22	14	Pleurisy & Pneumonia.	1	
..	1	3	..	2	1	1	..	2	1	52	49	Skin Disease.....	..	
1	..	8	..	2	2	1	3	8	1	2	..	65	63	Dyspepsia	
15	6	83	2	3	3	4	5	32	8	43	4	798	662	Accidents and diseases not classified.....	30	
26	15	139	43	19	17	22	27	73	14	60	27	1629	1191	TOTAL.....	59	

debited for the annexed Returns.

(17) Dr. SAMUEL BOOTH,
 (18) Mr. M. O. LARMUTH,
 (19) " J. O. BRADBURY,
 (20) " W. B. STOTT,

(21) Mr. JOHN SMITH,
 (22) Dr. ALEX. WILSON,
 (23) Mr. H. M. WILLIAMSON
 (24) " JOSEPH FOSTER,

(25) Mr. JOHN RAYNER,
 (26) " J. V. L. WESTMACOTT,
 (27) " A. F. PENNINGTON,
 (28) " W. H. HUGHES.

Weekly Return of Births and Deaths in Manchester and Salford.

Causes of Death.	Ancoats District, Mr. Royston.	St. George's Dis., Mr. Worthington.	Market-st. Dis., Mr. A. Gardiner.	London-rd. Dis., Dr. Johns.	Deansgate Dis., Mr. Leigh.	Greenigate Dis., Mr. Bowes.	Regent-rd. Dis., Mr. Tipple.	Fendleton Dis., Mr. Bowker.	Chorlton-on-M., Mr. Rowley.	Hulme Township, Mr. Sorby.	Ardwick Tushup, Mr. Hallsforth.	TOTAL.	Corresponding week last year.
Small Pox.....	..	2	1	1	4	1
Measles.....	1	1	1	1	2	4	1	1	1	13	5
Whooping-cough.....	..	3	1	1	1	1	..	7	4
Scarlatina.....	3	2	..	1	5	1	7	2	..	21	3
Diarrhœa.....	2	5	3	5	2	6	..	1	3	4	..	31	8
Fever.....	1	21	1	..	1	4	4
Diseases of the Lungs ..	8	5	..	1	..	7	2	..	3	7	3	36	46
Other causes.....	16	16	21	8	6	65	67	9	10	15	6	119	101
TOTAL NO. OF DEATHS.	30	34	23	17	15	24	13	11	24	29	10	235	172
TOTAL NO. OF BIRTHS.	44	44	12	16	21	30	16	23	33	43	25	307	316

a Typhus.

b 1 Inquest.

c 2 Inquests.

Monthly Return of New Cases of Disease coming under Treatment

*In 11 Charitable Institutions in
St. Marylebone, LONDON. Medical
Officer of Health, Dr. R. D. Thomson.
Population in 1861, 161,680.*

*At Pauper, Charitable, and Public
Institutions in MANCHESTER
and SALFORD.
Population in 1861, 390,815.*

4 Weeks ending 25th April.	5 Weeks ending 30th May.	4 weeks ending 27th June.	TOTAL.	DISEASES.	4 Weeks ending 25th April.	5 Weeks ending 30th May.	4 Weeks ending 27th June.	TOTAL.
41	137	120	298 Small-pox	172	187	187	546
17	20	13	50 Chicken-pox	22	15	21	58
80	59	71	210 Measles	143	122	110	375
43	41	59	143 Scarlatina	58	146	85	289
3	4	5	12 Diphtheria	9	1	2	12
60	23	37	120	.. Whooping-cough ..	64	83	75	222
1	2	2	5 Croup	7	4	2	13
165	235	306	706 Diarrhœa... ..	160	191	201	552
5	4	1	10 Dysentery	15	17	8	40
.. Cholera
23	36	27	86 Erysipelas	31	41	31	103
1	1	.. Puerperal Fever
11	17	13	41 Insanity	42	34	44	120
714	654	472	1840	Bronchitis and Catarrh	1144	1046	872	3062
5	7	10	22 Pleurisy
16	11	18	45	... Pneumonia .. }	55	108	75	238
3	8	2	13	... Carbuncle
3825	4717	3868	12410	{ Accidents, and all { other Diseases }	4775	5309	4754	14838
5013	5975	5024	16012 TOTAL	6697	7304	6467	20468

SUMMARY OF THE WEEK.

Last week the number of new cases of disease coming under treatment in the various Public Institutions in Manchester and Salford amounted to 1,629; in the corresponding week of last year the total was 1,191. Thus the state of the public health still continues unsatisfactory. The number of new cases of Small-pox amounted to 36, 17 more than in the preceding week. The disease, however, though liable to fluctuation, appears to be gradually subsiding, more especially in those districts in which it formerly proved most severe. In last week's report we would direct especial attention to the great increase in the number of new cases of Diarrhœa and Dysentery. In the week ending July 4th the total was 79, last week it amounted to 184. The number of deaths also increased from 15 to 31. Nevertheless the temperature of the week was 3.6° below the average of the last fourteen years. In the Registrar General's weekly return of the health of the Metropolis he observes that "the increase in the mortality of London (last week) is caused chiefly by Diarrhœa, the deaths from which rose from 47 to 91 in the two previous weeks to 148 last week. Besides the number referred to 'Diarrhœa' there were 15 from Summer Cholera. Of the 163 deaths referred to both heads 143 occurred to infants under two years of age." In Manchester, in like manner, the young children appear to have suffered in amount, as no less than 35 cases of Diarrhœa occurred in St. Mary's Hospital. From the New Bailey Prison, Salford, 37 more cases are reported; and, in a note attached to the report, we learn that they occurred exclusively among persons partaking of new potatoes. Scarlet Fever is still prevalent, and proved fatal in 21 cases. The total number of deaths was 235, while the births amounted to 307.

COMMITTEE ROOMS,
33, PALL MALL, MANCHESTER.

HEALTH AND METEOROLOGY OF MANCHESTER

COMMUNICATED TO THE

Manchester and Salford Sanitary Association.

WEEKLY RETURN.

Vol. III.]

WEEK ENDING SATURDAY, JULY 25, 1863.

[No. 156.]

METEOROLOGICAL OBSERVATIONS, TAKEN AT MANCHESTER AND THE NEIGHBOURHOOD.

	Royal Infirmary, M. R. DAY, Esq.	Old Trafford, G. V. VERNON, Esq.	Thelwall, J. ATKINSON, Esq.	Eccles, T. MACKERETH, Esq.	Royton, J. HEAF, Esq.	Bowdon, L. W. REYNOLDS, Esq.
Barometer.						
Mean @ 32° F., and reduced to sea level	INS. 29·851	INS. 29·830	INS. 29·827	INS. 29·832	INS. 29·814	INS. —
Highest	29·994	29·992	30·030	29·980	29·532	—
Lowest	29·392	29·383	29·412	29·330	28·982	—
Range	0·602	0·609	0·618	0·650	0·550	—
Temperature.						
Adopted Mean	52·6	52·0	53·3	52·4	51·5	51·9
Range for Week	17·0	27·6	28·5	31·5	29·7	26·9
Daily Range	11·1	18·1	15·9	18·6	19·3	16·0
Maximum in Shade	63·0	66·6	66·0	66·6	66·2	66·7
Minimum in Shade	46·0	39·0	37·5	35·1	36·5	39·8
Maximum in Sun	—	89·7	90·3	84·7	80·0	—
Maximum in Sun: Black bulb in Vacuo	—	108·0	113·0	107·0	—	—
Minimum on Grass	—	34·3	34·0	31·3	35·0	—
Temperature in Ground at surface	—	53·20	—	—	—	—
Temperature 6 inches below	—	53·95	—	—	—	—
Temperature 12 inches below	—	55·96	—	—	—	—
Temperature of Evaporation	49·6	49·1	50·2	48·4	48·7	50·0
Temperature of Dew Point	46·6	46·1	47·2	44·4	45·9	48·1
Temperature of Air—Dew Point	6·0	5·9	6·1	8·0	5·6	3·8
Hygrometrical condition of the Atmosphere.						
Weight of Vapour in a cubic foot of Air	GRS. 3·62	GRS. 3·53	GRS. 3·63	GRS. 3·34	GRS. 3·49	GRS. 3·81
Required to Saturate do	0·90	0·87	0·93	1·14	0·81	0·57
Weight of a cubic foot of Air	538·0	537·3	537·8	537·5	530·5	—
Degree of Humidity (Saturation—1,000)	0·806	0·806	0·794	0·744	0·812	0·867
Water in a vertical column of the Atmosphere	INS. 4·39	INS. 4·31	INS. 4·49	INS. 4·05	INS. 4·27	INS. 4·64
Elastic force of Vapour	0·318	0·312	0·325	0·293	0·309	0·336
Clouds (Covered—10 Clear—0)	—	6·3	5·6	8·0	6·7	—
Prevailing Winds	—	SW	W,NW	W,NW	W,SW	—
Rain	—	1·423	1·849	1·310	1·250	1·780
Days on which it fell	—	5	4	4	4	4
Ozonometer.						
Moffat (0—10)	—	0·00	—	1·93	—	—
Schonbein (0—10)	—	0·00	3·35	—	1·71	—
Daily Evaporation	INS. 0·079	INS. 0·076	INS. 0·082	INS. 0·101	INS. 0·072	INS. 0·050
Weekly Evaporation	—	0·332	0·574	0·707	0·504	0·350

There were 6 barometric oscillations during the week, the amount being 1·524 inches. There were 3 temperature oscillations at 9 a.m., the amount being 11·0°.

The mean temperature of the week has been 7·4° below the average of the last fourteen years, and 3·9° below the corresponding week of last year; and lower by the same amount than any corresponding week of the last fourteen years.

The stations, in the order of mean temperature for the week, stand as follows:—Thelwall, highest; Royal Infirmary, Eccles, Old Trafford, Bowdon, and Royton, lowest.

The degree of humidity was the highest at Bowdon, and the lowest at Eccles.

Ozone was found on 7 days at Eccles and Thelwall, and on 4 days at Royton; but none was found at Old Trafford.

I have great pleasure in calling attention to a return from Bowdon by L. W. REYNOLDS, Esq.

Eccles, near Manchester.

THOMAS MACKERETH, M.B.M.S.

MANCHESTER AND SA...

RETURN FROM PAUPER, CHARITABLE, AND PUBLIC New Cases of Disease coming under Tre...

MANCHESTER.																
Area in Statute Acres	Manchester Township 1,645															
Population in 1861	" " 185,050															
DISEASES.	POOR LAW DISTRICTS.							PUBLIC INSTITUTIONS.								
	St. Peter's	St. Andrew's	St. George's	Cathedral	St. Jude's	St. Michael's	Total of Districts.	Workhouse.	ROYAL INFIRMARY.					CHILDREN.		
									In-patients.	Out-patients.	District I.	District II.	District III.	St. Mary's Hospital.	Clinical	
1	2	3	4	5	6	7	8	9	10	11	12	13	14			
Small-pox	2	..	2	5	1	..	1
Chicken-pox	1	1
Measles	1	1	4	1	7	2	1	2
Scarlatina	1	1	2	..	1	1	3	2
Diphtheria
Whooping-cough	3	..	1	..	4	1	..	6
Croup	1	1
Diarrhoea.....	2	6	7	9	12	18	54	3	..	5	1	1	2	16
Dysentery	1
Continued Fever.....	2	*1	8	†5	..	*4	20	1	1	‡1	4
Erysipelas	1	1	4	1	1
Rheumatism	3	8	3	1	3	2	20	6	1	21	..	1	1
Neuralgic Affections.....	..	1	..	1	2	8	1
Constitutional Syphilis	1	..	1	25	..	10	1
Phthisis	1	..	3	1	2	..	7	2	..	36	3	1	..	2	1	..
Insanity	1	1
Bronchitis, Influenza & Catarrh	3	7	5	2	5	9	31	10	1	54	3	1	2	3	7	..
Pleurisy and Pneumonia....	2	1	3	3	..	i
Skin Diseases.....	2	2	2	6	6	..	22	1	1	6	..
Dyspepsia	3	2	1	2	1	..	9	..	1	24	3	3	2	..
Accidents and diseases not classified.....	26	15	26	16	11	28	122	42	26	267	9	9	5	58	8	..
TOTAL	44	43	59	38	44	65	293	103	32	454	17	16	21	101	42	..

* Febricula. † 2 Febricula. ‡ 1 Typhoid.

Medical Officers to whom the Associ

- | | | | |
|--|---|---|---|
| (1) Mr. R. M. MANN.
(2) " J. BROADBENT,
(3) " JOHN ARMSTRONG,
(4) " J. LORIMER, | (5) Dr. JOHN MEDD,
(6) " LEDWARD,
(7) Mr. C. H. BRADDON,
(8) " M. ROWLAND DAY, | (9) } Mr. EDWIN H. ROE,
(10) } " S. M. BRADLEY,
(11) } " T. S. SMITH, | (13) Mr. H. RU
(14) Dr. WHITE
(15) Mr. W. GO
(16) " J. TEA |
|--|---|---|---|

SANITARY ASSOCIATION.

REPORTS OF MANCHESTER AND ADJOINING DISTRICTS.

for the Week ending the 25th day of July, 1863.

SALFORD.					HULME.			CHORLTON.		ARDWICK	PENDLETON AND PENDLEBURY.			Area in Statute Acres.		Population in 1861.				
..... 1,329 477 646		508. 2650.....									
..... 70,967. 68,209. 44,850		21730 24,448									
POOR LAW DISTRICT		PUBLIC INSTITUTIONS.			POOR LAW DISTRICTS			Poor Law District.		Poor Law District.		Ardwick & Ancoats Dispensary.		Chorlton Union Workhouse.		Total.	Corresponding Week last Year.	DISEASES.		DEATHS.
Greengate.	Regent Road.	Workhouse.	Dispensary.	New Bailey	St. George's.	Medlock.	St. Philip's	Poor Law District.	Dispensary.	Poor Law District.	Ardwick & Ancoats Dispensary.	Chorlton Union Workhouse.	Total.	Corresponding Week last Year.	DISEASES.		DEATHS.			
6	17	18	19	20	21	22	23	24	25	26	27	28			DISEASES.					
..	3	3	..	1	1	1	..	3	21	1	Small-pox			
..	..	3	4	3	Chicken-pox			
..	2	14	7	Measles		1			
..	4	..	3	6	6	2	2	..	32	1	Scarlatina		4			
..	Diphtheria			
..	1	3	3	25	21	Whooping-cough			
..	1	2	1	Croup		1			
9	1	2	4	4	3	5	4	6	8	4	2	..	144	57	Diarrhoea		6			
..	1	2	3	1	8	13	Dysentery			
1	4	..	1	1	2	1	..	1	39	25	Continued Fever			
..	1	8	6	Erysipelas			
..	..	1	5	2	..	2	2	..	2	1	66	46	Rheumatism			
..	1	1	1	17	8	Neuralgic Affections			
..	3	1	6	47	26	Constitutional Syphilis		..			
..	..	1	6	3	..	1	3	..	1	1	68	40	Phthisis		3			
..	..	3	1	6	6	Insanity			
..	11	..	19	4	1	7	8	1	10	3	4	4	184	151	Bronchitis, Influenza, and Catarrh		7			
..	1	8	14	Pleurisy & Pneumonia.		5			
..	..	2	6	..	1	1	3	4	..	2	61	63	Skin Disease.....		..			
..	2	..	13	2	2	5	2	5	2	..	3	..	79	49	Dyspepsia			
7	11	9	59	3	5	5	2	4	28	..	38	24	742	640	Accidents and diseases not classified.....		27			
17	30	23	125	13	17	37	19	26	68	20	53	42	1575	1178	TOTAL.....		54			

‡ 2 English Cholera.

‡ Aged 30 years; vaccinated.

is indebted for the annexed Returns.

(17) Dr. SAMUEL BOOTH,
 (18) Mr. M. O. LARMUTH,
 (19) " J. O. BRADBURY,
 (20) " W. B. STOTT,

(21) Mr. JOHN SMITH,
 (22) Dr. ALEX. WILSON,
 (23) Mr. H. M. WILLIAMSON
 (24) " JOSEPH FOSTER,

(25) Mr. JOHN RAYNER,
 (26) " J. V. L. WESTMACOTT,
 (27) " A. F. PENNINGTON,
 (28) " W. H. HUGHES.

Weekly Return of Births and Deaths in Manchester and Salford.

Causes of Death.	Ancoats District, Mr. Royston.	St. George's Dis., Mr. Worthington.	Market-st. Dis., Mr. A. Gardiner.	London-rd. Dis., Dr. Johns.	Deansgate Dis., Mr. Leigh.	Greenigate Dis., Mr. Bowet.	Regent-rd. Dis., Mr. Tiplie.	Fendleton Dis., Mr. Bowker.	Chorlton-on-M., Mr. Rowley.	Hulme Township, Mr. Sorby.	Ardwick Tnshp., Mr. Hallsworth.	TOTAL.	Corres- ponding week last year.
Small Pox.....	1	1	..	a1	1	1	8	7	1
Measles.....	1	1	3	..	1	2	..	1	8	4
Whooping-cough.....	3	1	1	3	1	..	1	11	4
Scarlatina.....	..	2	..	1	2	..	1	2	5	14	1
Diarrhoea.....	6	4	1	9	6	7	d3	6	2	44	13
Fever.....	..	1	1	2	1	1	1	6	5
Diseases of the Lungs ..	6	3	..	6	..	6	3	..	5	9	1	39	34
Other causes.....	14	11	16	7	9	b11	c10	9	9	19	e11	126	100
TOTAL NO. OF DEATHS.	30	23	19	24	19	33	17	12	25	36	17	255	162
TOTAL NO. OF BIRTHS.	32	26	19	28	14	28	27	15	27	41	17	274	330

a Confluent. b 2 Inquests. c 1 Inquest. d All infantile. e 1 case Cholera, aged two months.

Monthly Return of New Cases of Disease coming under Treatment

*In 11 Charitable Institutions in
St. Marylebone, LONDON. Medical
Officer of Health, Dr. R. D. Thomson.*

Population in 1861, 161,680.

*At Pauper, Charitable, and Public
Institutions in MANCHESTER
and SALFORD.*

Population in 1861, 390,815.

4 Weeks ending 25th April.	5 Weeks ending 30th May.	4 weeks ending 27th June.	TOTAL.	DISEASES.	4 Weeks ending 25th April.	5 Weeks ending 30th May.	4 Weeks ending 27th June.	TOTAL.
41	137	120	298 Small-pox	172	187	187	546
17	20	13	50 Chicken-pox	22	15	21	58
80	59	71	210 Measles	143	122	110	375
43	41	59	143 Scarlatina	58	146	55	289
3	4	5	12 Diphtheria	9	1	2	12
60	23	37	120	.. Whooping-cough ..	64	83	75	222
1	2	2	5 Croup	7	4	2	13
165	235	306	706 Diarrhoea	160	191	201	552
5	4	1	10 Dysentery	15	17	8	40
.. Cholera
23	36	27	86 Erysipelas	31	41	31	103
1	1	.. Puerperal Fever
11	17	13	41 Insanity	42	34	44	120
714	654	472	1840	Bronchitis and Catarrh	1144	1046	872	3062
5	7	10	22 Pleurisy	55	108	75	238
16	11	18	45	... Pneumonia .. }
3	8	2	13	... Carbuncle
3825	4717	3868	12410	{ Accidents, and all other Diseases }	4775	5309	4754	14838
5013	5975	5024	16012 TOTAL	6697	7304	6467	20468

SUMMARY OF THE WEEK.

Last week the number of new cases of disease coming under treatment in the various public institutions in Manchester and Salford, though somewhat less than in the preceding week, still continued excessive; while in the actual mortality there was an increase of twenty deaths, the numbers being 235 and 255. In the number of new cases of Small-pox we observe a decline from 36 to 21, and in measles from 20 to 14; while in Scarlatina there is an increase from 27 to 32. Diarrhoea and Dysentery are less prevalent than in the preceding week, the respective numbers being 184 and 152; but, in the deaths from these disorders, we remark an increase of 13. In the Registrar General's weekly return of the health of the metropolis the deaths from this cause are said to have risen from 148 to 235. The temperature of the week was 7.4 degrees below the average of the last fourteen years.

COMMITTEE ROOMS,
33, PALL MALL, MANCHESTER.

HEALTH AND METEOROLOGY OF MANCHESTER

COMMUNICATED TO THE

Manchester and Salford Sanitary Association.

WEEKLY RETURN.

VOL. III.] WEEK ENDING SATURDAY, AUGUST 1, 1863. [No. 157.

METEOROLOGICAL OBSERVATIONS, TAKEN AT MANCHESTER AND THE NEIGHBOURHOOD.

	Royal Infirmary, M.L. DAY, Esq.	Old Trafford, G.V. VERNON, Esq.	Thelwall, J. ATKINSON, Esq.	Eccles, T. MACKERETH Esq.	Royton, J. HEAP, Esq.	Bowdon, L. W. REYNOLDS Esq.
Barometer.						
Mean @ 32° F., and reduced to sea level	INS. 30.192	INS. 30.163	INS. 30.157	INS. 30.167	INS. 30.134	INS. —
Highest.....	30.252	30.269	30.280	30.230	29.786	—
Lowest.....	29.998	29.982	30.030	29.950	29.508	—
Range.....	0.254	0.287	0.250	0.280	0.278	—
Temperature.						
Adopted Mean.....	57.3	58.8	58.6	58.9	58.6	57.6
Range for Week.....	26.0	31.3	30.4	31.7	35.0	31.0
Daily Range.....	17.8	24.1	22.8	25.0	25.4	23.7
Maximum in Shade.....	73.0	75.3	73.0	73.5	76.0	74.3
Minimum in Shade.....	47.0	44.0	42.6	41.8	41.0	43.3
Maximum in Sun.....	—	95.7	98.4	96.0	91.0	—
Maximum in Sun: Black bulb in Vacuo....	—	112.5	122.3	114.8	—	—
Minimum on Grass.....	—	38.0	35.5	40.2	38.0	—
Temperature in Ground at surface.....	—	55.10	—	—	—	—
Temperature 6 inches below.....	—	55.59	—	—	—	—
Temperature 12 inches below.....	—	56.96	—	—	—	—
Temperature of Evaporation.....	53.5	54.9	53.2	52.6	52.4	53.8
Temperature of Dew Point.....	50.0	51.4	48.4	47.0	46.9	50.4
Temperature of Air—Dew Point.....	7.3	7.4	10.2	11.9	11.7	7.2
Hygrometrical condition of the Atmosphere.						
Weight of Vapour in a cubic foot of Air.....	GRS. 4.02	GRS. 4.29	GRS. 3.80	GRS. 3.63	GRS. 3.62	GRS. 4.08
Required to Saturate do.....	1.24	1.27	1.72	1.95	1.90	1.24
Weight of a cubic foot of Air.....	537.0	535.7	536.0	535.9	527.5	—
Degree of Humidity (Saturation—1,000)....	0.765	0.765	0.690	0.654	0.656	0.768
Water in a vertical column of the Atmosphere	INS. 4.99	INS. 5.24	INS. 4.70	INS. 4.46	INS. 4.45	INS. 5.06
Elastic force of Vapour.....	0.361	0.379	0.340	0.323	0.322	0.366
Clouds (Covered—10 Clear—0).....	—	2.5	1.3	2.0	1.7	—
Prevailing Winds.....	—	SW,S	NW,E	WNW,SE	SW,E	—
Rain.....	—	0.000	0.6.0	0.000	0.000	0.072
Days on which it fell.....	—	0	0	0	0	1
Ozonometer.						
Moffat (0—10).....	—	0.00	—	2.78	—	—
Schönbein (0—10).....	—	0.00	2.90	—	1.57	—
Daily Evaporation.....	INS. 0.169	INS. 0.117	INS. 0.152	INS. 0.175	INS. 0.170	INS. 0.169
Weekly Evaporation.....	0.763	0.819	1.064	1.225	1.190	0.763

There were 4 barometric oscillations during the week, the amount being 0.806 of an inch. There were 4 temperature oscillations at 9 a.m., the amount being 23.4°.

The mean temperature of the week has been 0.5° below the average of the last seven years, but 1.6° above the corresponding week of last year. The mean temperature of July has been 57.1°, which is 1.3° above the mean of July last year.

The stations, in the order of mean temperature for the week, stand as follows:—Eccles, highest; Old Trafford, Thelwall, and Royton, equal; Bowdon and the Royal Infirmary lowest.

The degree of humidity was the highest at Bowdon, and the lowest at Eccles, though there is little difference between it and Royton.

Ozone was found on 7 days at Eccles and Thelwall, and on 4 days at Royton; but none was found at Old Trafford.

The fall of rain for July, in the order of amount, has been as follows:—

	Fall in Inches.	Days on which it Fell.
Thelwall.....	2.144	10
Royton.....	1.805	11
Eccles.....	1.690	7
Old Trafford.....	1.630	7

The average fall at Manchester for July for sixty-nine years is 3.648 inches.

MANCHESTER AND SALES

RETURN FROM PAUPER, CHARITABLE, AND PUBLIC New Cases of Disease coming under Treatment

MANCHESTER.																
Area in Statute Acres	Manchester Township 1,645															
Population in 1861	" " 185,050															
DISEASES.	POOR LAW DISTRICTS.							PUBLIC INSTITUTIONS.								
	St. Peter's	St. Andrew's	St. George's	Cathedral	St. Jude's	St. Michael's	Total of Districts.	Workhouse.	ROYAL INFIRMARY.					CHILDREN		
	1	2	3	4	5	6	7		In-patients.	Out-patients.	District I.	District II.	District III.	St. Mary's Hospital.	Clinical Hospital.	
Small-pox	*1	3	1	..	5	1	1
Chicken-pox
Measles	3	2	..	5	4	..
Scarlatina	3	..	1	1	1	6	..	1	1	5	6	1	..
Diphtheria
Whooping-cough	2	..	2	1	..	3	8	..
Croup
Diarrhoea	1	12	12	3	13	15	56	12	1	2	1	20	8	..
Dysentery	1	..	1	1	3	3	..	1	..	2
Continued Fever	1	3	1	..	†6	11	3	1	6
Erysipelas	1	1	8
Rheumatism	1	4	2	..	3	..	10	8	1	25	4
Neuralgic Affections	2	1	..	3	11
Constitutional Syphilis	1	1	..	2	10	..	29	1	..
Phthisis	1	2	..	3	4	1	32	1	1	1	2	2	..
Insanity	1	1	2
Bronchitis, Influenza & Catarrh	1	8	3	1	7	6	26	6	..	58	5	3	3	8	8	..
Pleurisy and Pneumonia	2	..	2	1	..	8	2	2	..
Skin Diseases	1	..	1	1	1	1	5	16	..	15	1	3	..
Dyspepsia	4	4	..	4	..	12	16	3	2	3	1	6	..
Accidents and diseases not classified	33	16	15	14	4	29	111	45	32	313	8	4	12	75	9	..
TOTAL	42	52	41	24	44	61	264	96	37	530	24	15	25	124	52	7

* Confluent, not vaccinated.

† 5 Febricula.

Medical Officers to whom the Association

- | | | | |
|--|---|---|--|
| (1) Mr. R. M. MANN.
(2) " J. BROADBENT,
(3) " JOHN ARMSTRONG,
(4) " J. LORIMER, | (5) Dr. JOHN MEDD,
(6) " LEDWARD,
(7) Mr. C. H. BRADDON,
(8) " M. ROWLAND DAY, | (9) } Mr. EDWIN H. ROE,
(10) }
(11) } " S. M. BRADLEY,
(12) } " T. S. SMITH, | (13) Mr. H. RUNCOE
(14) Dr. WHITEHEAD
(15) Mr. W. GOLLAN
(16) " J. TEALE, |
|--|---|---|--|

ANITARY ASSOCIATION.

ONS OF MANCHESTER AND ADJOINING DISTRICTS.

Week ending the 1st day of August, 1863.

SALFORD.				HULME.			CHORLTON.	ARDWICK.	PENDLETON AND PENDLEBURY.			Area in Statute Acres. Population in 1861.		DISEASES.	DEATHS.	
1,329				477			646	508	2650							
70,967				68,209			44,850	21739	24,448							
LAW DISTRICT	PUBLIC INSTITUTIONS.			POOR LAW DISTRICTS			Poor Law District.	Dispensary.	Poor Law District.	Ardwick & Ancoats Dispensary.	Chorlton Union Work-house.	Total.	Corresponding Week last Year.			
	Regent Road.	Workhouse.	Dispensary.	New Bailey	St. George's.	Medlock.										St. Philip's
17	18	19	20	21	22	23	24	25	26	27	28					
2	..	4	1	1	..	3	19	4	Small-pox	1	
..	1	Chicken-pox	
..	10	7	Measles	
..	..	1	..	4	1	3	5	8	2	1	..	46	3	Scarlatina	3	
..	Diphtheria	
..	..	1	2	1	18	9	Whooping-cough	
..	3	3	1	Croup	
4	1	6	6	2	..	4	7	6	4	3	..	150	88	Diarrhœa	4	
..	..	1	1	13	11	Dysentery	
..	..	3	1	27	31	Continued Fever	3	
..	1	1	11	7	Erysipelas	
..	2	3	1	1	1	3	1	1	3	65	81	Rheumatism	
..	..	1	15	14	Neuralgic Affections	
..	2	44	28	Constitutional Syphilis	..	
1	..	9	2	2	1	62	43	Phthisis	7	
..	1	4	8	Insanity	
1	1	7	2	2	5	7	4	12	3	4	2	170	133	Bronchitis, Influenza, and Catarrh	5	
2	..	1	18	7	Pleurisy & Pneumonia.	2	
2	..	7	..	1	3	2	1	56	50	Skin Disease.....	..	
..	..	8	..	1	14	..	4	4	..	2	3	86	59	Dyspepsia	
17	4	79	3	11	15	2	11	24	8	39	33	873	629	Accidents and diseases not classified.....	22	
29	8	131	12	21	43	17	35	66	21	50	47	1690	1214	TOTAL.....	47	

Debted for the annexed Returns.

(17) Dr. SAMUEL BOOTH,
(18) Mr. M. O. LARMUTH,
(19) " J. O. BRADBURY,
(20) " W. B. STOTT,

(21) Mr. JOHN SMITH,
(22) Dr. ALEX. WILSON,
(23) Mr. H. M. WILLIAMSON
(24) " JOSEPH FOSTER,

(25) Mr. JOHN RAYNER,
(26) " J. V. L. WESTMACOTT,
(27) " A. F. PENNINGTON,
(28) " W. H. HUGHES.

Weekly Return of Births and Deaths in Manchester and Salford.

Causes of Death.	Districts.											TOTAL.	Corresponding week last year.
	Ancoats, Mr. Royston.	St. George's Dis., Mr. Worthington.	Market-st. Dis., Mr. A. Gardiner.	London-rd. Dis., Dr. Johns.	Deansgate Dis., Mr. Leigh.	Greenigate Dis., Mr. Bowser.	Regent-rd. Dis., Mr. Tiplie.	Fendleton Dis., Mr. Bowker.	Chorlton-on-M., Mr. Rowley.	Hulme Township, Mr. Sorby.	Arwick Tuship, Mr. Hallsworth.		
Small Pox.....	1	..	1	..	1	21	23	1	8	..
Measles.....	1	1	7	1
Whooping-cough.....	3	3	4	2	1	2	15	7
Scarlatina.....	2	..	2	1	4	1	1	22	1
Diarrhoea.....	12	8	4	2	6	7	6	2	3	5	..	55	9
Fever.....	2	1	1	21	..	5	4
Diseases of the Lungs ..	7	8	4	2	..	10	6	..	2	8	..	50	41
Other causes.....	15	14	18	7	8	8	10	57	4	21	7	119	100
TOTAL NO. OF DEATHS.	43	34	33	14	19	28	26	12	11	48	13	281	163
TOTAL NO. OF BIRTHS.	46	42	15	26	21	31	24	22	30	65	22	344	300

a 1 Inquest. b 2 Inquests. c Aged 1 year. d 1 male, aged 26 years; 1 female, aged 26 years; and 1 female, aged 5 weeks. e Gastric.

Monthly Return of New Cases of Disease coming under Treatment

In 11 Charitable Institutions in
St. Marylebone, LONDON. Medical
Officer of Health, Dr. R. D. Thomson.
Population in 1861, 161,680.

At Pauper, Charitable, and Public
Institutions in MANCHESTER
and SALFORD.
Population in 1861, 390,815.

4 Weeks ending 25th April.	5 Weeks ending 30th May.	4 weeks ending 27th June.	TOTAL.	DISEASES.	4 Weeks ending 25th April.	5 Weeks ending 30th May.	4 Weeks ending 27th June.	TOTAL.
41	137	120	298 Small-pox	172	187	187	546
17	20	13	50 Chicken-pox	22	15	21	58
80	59	71	210 Measles	143	122	110	375
43	41	59	143 Scarlatina	58	146	85	289
3	4	5	12 Diphtheria	9	1	2	12
60	23	37	120	.. Whooping-cough ..	64	83	75	222
1	2	2	5 Croup	7	4	2	13
165	235	306	706 Diarrhoea	160	191	201	552
5	4	1	10 Dysentery	15	17	8	40
.. Cholera
23	36	27	86 Erysipelas	31	41	31	103
1	1	.. Puerperal Fever
11	17	13	41 Insanity	42	34	44	120
711	654	472	1840	Bronchitis and Catarrh	1144	1046	872	3062
5	7	10	22 Pleurisy
16	11	18	45	... Pneumonia ..	55	108	75	238
3	8	2	13 Carbuncle
3825	4717	3868	12410	{ Accidents, and all } { other Diseases }	4775	5309	4754	14838
5013	5975	5024	16012 TOTAL	6697	7304	6467	20468

SUMMARY OF THE WEEK.

Last week the state of the public health in Manchester and Salford still continued unsatisfactory. The number of new cases of disease coming under treatment in the various public institutions amounted to 1,690, in the corresponding week of last year it was 1,214. The total number of deaths registered during the week was 281, or 26 more than in the preceding week. This increase in the weekly mortality seems chiefly due to two disorders, Diarrhoea and Scarlatina. We have, for several weeks, directed attention to their increasing virulence; moreover the weekly reports of the Registrar General have for some weeks testified that the same diseases are gaining ground in the metropolis. This fact is worthy of notice, and seems to show that a sort of strange sympathy in the ebb and flow of epidemics appears at the same time in different parts of the country, more especially in our large towns. Last week the number of new cases of Diarrhoea and Dysentery observed in the public institutions amounted to 163, while the total mortality amounted to 55. In the preceding week the numbers respectively were 152 and 44. We thus observe that there is a larger proportionate increase in the mortality than in the actual number of new cases; which probably tends to show both that many cases are neglected, and likewise that the disease, as it advances, has a tendency to become more severe. In Scarlatina the number of new cases was 46, and the total number of deaths registered 22. In the corresponding week of last year there were only three recorded cases of Scarlatina. The number of new cases of Small-pox was, last week, only 19. The mean temperature of the week was half a degree below the average of the last seven years.

The fall of rain during the month of July was less than half the average fall for the last 69 years which is 3.648 inches.

COMMITTEE ROOMS,
33, PALM MALL, MANCHESTER.

HEALTH AND METEOROLOGY OF MANCHESTER

COMMUNICATED TO THE

Manchester and Salford Sanitary Association.

WEEKLY RETURN.

Vol. III.]

WEEK ENDING SATURDAY, AUGUST 8, 1890.

No. 158.

METEOROLOGICAL OBSERVATIONS, TAKEN AT MANCHESTER AND THE NEIGHBOURHOOD.

	Royal Infirmary, M. R. DAY, Esq.	Old Trafford, G. V. VERNON, Esq.	Thelwall, J. ATRINSON, Esq.	Eccles, T. MACKERETH, Esq.	Royton, J. HEAR, Esq.	Bowdon, L. W. REYNOLDS, Esq.
Barometer.						
Mean @ 32° F., and reduced to sea level	INS. 29.918	INS.	INS. 29.884	INS. 29.800	INS. 29.872	INS. —
Highest.....	29.968		29.990	29.972	29.925	—
Lowest.....	29.694		29.734	29.670	29.219	—
Range.....	0.274		0.252	0.302	0.306	—
Temperature.						
Adopted Mean	61.8		62.8	62.0	60.8	62.8
Range for Week	23.0		30.0	32.7	35.1	30.8
Daily Range	12.7		16.4	17.5	18.2	16.9
Maximum in Shade	75.0		77.0	76.6	76.7	78.0
Minimum in Shade	52.0		47.0	43.9	41.6	47.2
Maximum in Sun	—		98.7	95.9	88.6	—
Maximum in Sun: Black bulb in Vacuo....	—		127.3	120.0	—	—
Minimum on Grass	—		45.4	40.8	40.0	—
Temperature in Ground at surface	—		—	—	—	—
Temperature 6 inches below	—		—	—	—	—
Temperature 12 inches below	—		—	—	—	—
Temperature of Evaporation	58.2		59.4	58.3	58.0	59.5
Temperature of Dew Point	55.1		56.5	55.1	55.6	56.7
Temperature of Air—Dew Point	6.7		8.3	6.9	3.2	6.1
Hygrometrical condition of the Atmosphere.						
Weight of Vapour in a cubic foot of Air.....	GRS. 4.80		GRS. 5.06	GRS. 4.82	GRS. 4.94	GRS. 5.09
Required to Saturate do	1.36		1.30	1.38	1.62	1.27
Weight of a cubic foot of Air	526.9		526.5	527.0	519.9	—
Degree of Humidity (Saturation—1,000)	0.792		0.804	0.785	0.832	0.810
Water in a vertical column of the Atmosphere	INS. 6.00		INS. 6.32	INS. 6.00	INS. 6.12	INS. 6.37
Elastic force of Vapour	0.434		0.457	0.434	0.443	0.461
Clouds (Covered—10 Clear—0).....	—		6.1	8.3	7.4	—
Prevailing Winds	—		SS.W	WSW,SSW	S,SW	—
Rain	—		1.639	1.629	1.955	2.018
Days on which it fell.....	—		5	6	5	5
Ozonometer.						
Moffat (0—10)	—		—	1.35	—	—
Schonbein (0—10)	—		4.00	—	2.71	—
Daily Evaporation.....	INS. 0.113		INS. 0.115	INS. 0.122	INS. 0.090	INS. 0.111
Weekly Evaporation.....	0.826		0.805	0.854	0.630	0.777

There were 7 barometric oscillations during the week, the amount being 0.790 of an inch. There were 3 temperature oscillations at 9 a.m., the amount being 16.5°.

The mean temperature of the week has been 1.5° above the average of the last seven years, and 5.3° above the corresponding week of last year.

The stations, in the order of mean temperature for the week, stand as follows:—Thelwall and Bowdon highest; Eccles, Royal Infirmary, and Royton, lowest.

The degree of humidity was the highest at Royton, and the lowest at Eccles.

Ozone was found on 7 days at Thelwall, and on 6 days at Eccles and Royton.

MANCHESTER AND SALES

RETURN FROM PAUPER, CHARITABLE, AND PUBLIC New Cases of Disease coming under Treatment

MANCHESTER.															
Area in Statute Acres	Manchester Township 1,645														
Population in 1861	" " 185,050														
DISEASES.	POOR LAW DISTRICTS.						PUBLIC INSTITUTIONS.								
	St. Peter's	St. Andrew's	St. George's	Cathedral	St. Jude's	St. Michael's	Total of Districts.	Workhouse.	ROYAL INFIRMARY.					CHILDREN	
									In-patients.	Out-patients.	District I.	District II.	District III.	St. Mary's Hospital.	Clinical Hospital.
1	2	3	4	5	6	7	8	9	10	11	12	13	14		
Small-pox	2	..	2	..	1	
Chicken-pox	1	1	
Measles	1	1	2	1	
Scarlatina	1	1	..	2	..	1	5	5	1	3	1	
Diphtheria	
Whooping-cough	1	1	1	..	1	..	4 4	
Croup	
Diarrhœa	4	7	5	8	8	12	44	3	..	11	..	3	51	16	
Dysentery	1	1	..	2	1	..	
Continued Fever	5	*1	..	†3	..	*5	14	4	1	1	..	5 ..	
Erysipelas	1	..	1	2	4	
Rheumatism	9	..	1	2	3	15	7	..	25	1	1	1	1 ..	
Neuralgic Affections	1	..	1	2	10	1	1	
Constitutional Syphilis	15	..	12	1	2	
Phthisis	2	2	..	4	2	..	27	2	3	3	3 1	
Insanity	3	
Bronchitis, Influenza & Catarrh	1	11	6	4	5	5	32	5	..	31	1	1	..	2 9	
Pleurisy and Pneumonia....	4	1	2	..	7	..	2	i	
Skin Diseases.....	4	2	6	7	..	11	2	
Dyspepsia	1	1	3	1	6	3	15	16	..	1	2	3 8	
Accidents and diseases not } classified.....	27	26	13	14	7	16	103	41	26	287	5	5	2	42 10	
TOTAL	50	61	28	37	33	45	254	87	31	436	13	19	13	117 54	

* Fabricula.

+ 2 Fabricula.

Medical Officers to whom the Association

- | | | | |
|-----------------------|------------------------|-------------------------|--------------------|
| (1) Mr. R. M. MANN. | (5) Dr. JOHN MEDD, | (9) } Mr. EDWIN H. ROE, | (13) Mr. H. RUNCO |
| (2) " J. BROADBENT, | (6) " LEDWARD, | (10) } " S. M. BRADLEY, | (14) Dr. WHITEHEAD |
| (3) " JOHN ARMSTRONG, | (7) Mr. C. H. BRADDON, | (11) } " T. S. SMITH, | (15) Mr. W. GOLL |
| (4) " J. LORIMER, | (8) " M. ROWLAND DAY, | (12) } " T. S. SMITH, | (16) " J. TEALE, |

ANITARY ASSOCIATION.

NS OF MANCHESTER AND ADJOINING DISTRICTS.

Week ending the 8th day of August, 1863.

SALFORD.				HULME.			CHORLTON.		ARDWICK.	PENDLETON AND PENDLEBURY.					DEATHS.	
1,329				477			646		508	2650			Area in Statute Acres.			
70,967				68,209			44,850		21730	24,148			Population in 1861.			
Regent Road.	PUBLIC INSTITUTIONS.			POOR LAW DISTRICTS			Poor Law District.	Dispensary.	Poor Law District.	Ardwick & Ancoats Dispensary.	Chorlton Union Work House.	Total.	Corresponding Week last Year.	DISEASES.		
	Workhouse.	Dispensary.	New Bailey	St. George's.	Medlock.	St. Philip's										
17	18	19	20	21	22	23	24	25	26	27	28					
2	1	4	..	1	2	1	2	2	1	..	3	26	5	Small-pox	2	
..	1	1	3	3	Chicken-pox	
..	..	1	8	6	Measles	1	
..	..	7	..	1	4	1	11	6	..	2	..	47	4	Scarlatina	3	
..	Diphtheria	
..	1	12	15	Whooping-cough	
..	1	1	1	Croup	
8	..	3	13	2	4	1	4	12	10	4	..	201	95	Diarrhoea	4	
..	..	2	1	9	5	Dysentery	
1	..	2	..	3	2	1	35	26	Continued Fever	2	
..	6	5	Erysipelas	
..	..	5	..	1	1	..	1	2	..	3	2	66	38	Rheumatism	
..	..	1	2	17	18	Neuralgic Affections	
..	..	2	..	2	1	1	..	1	..	1	5	43	29	Constitutional Syphilis	1	
1	..	8	..	1	1	..	3	3	..	2	2	66	38	Phthisis	2	
..	2	5	12	7	Insanity	
6	1	11	4	5	4	10	3	3	3	8	6	150	153	Bronchitis, Influenza, and Catarrh	3	
1	..	1	2	14	6	Pleurisy & Pneumonia.	2	
4	2	1	3	1	1	2	41	43	Skin Disease	
..	..	10	1	2	2	5	3	6	..	2	1	78	70	Dyspepsia	
14	10	86	2	12	12	7	11	40	..	40	24	794	604	Accidents and diseases not classified	25	
37	17	143	20	31	38	27	40	80	15	62	50	1629	1171	TOTAL	45	

‡ Aged 16 and 17 years, modified, both vaccinated.

debted for the annexed Returns.

(17) Dr. SAMUEL BOOTH,
 (18) Mr. M. O. LARMUTH,
 (19) " J. O. BRADBURY,
 (20) " W. B. STOTT,

(21) Mr. JOHN SMITH,
 (22) Dr. ALEX. WILSON,
 (23) Mr. H. M. WILLIAMSON
 (24) " JOSEPH FOSTER,

(25) Mr. JOHN RAYNER,
 (26) " J. V. L. WESTMACOTT,
 (27) " A. F. PENNINGTON,
 (28) " W. H. HUGHES.

Weekly Return of Births and Deaths in Manchester and Salford.

Causes of Death.	Districts and Medical Officers.											TOTAL.	Corresponding week last year.
	Ancoats District, Mr. Royston.	St. George's Dis., Mr. Worthington.	Market-st. Dis., Mr. A. Gardiner.	London-rod. Dis., Dr. Johns.	Deansgate Dis., Mr. Leigh.	Greengate Dis., Mr. Bowet.	Regent-rod. Dis., Mr. Lippie.	Pendleton Dis., Mr. Bowker.	Chorlton-on-M., Mr. Rowley.	Hulme Township, Mr. Sorby.	Ardrwick Tuship, Mr. Hallsworth.		
Small Pox	1	1	..	1	4	..
Measles	1	3	2	1	1	8	3
Whooping-cough	1	1	1	1	1	..	5	6
Scarlatina	3	5	..	4	4	..	1	1	3	31	3
Diarrhoea	12	4	2	1	5	6	7	1	2	7	1	48	25
Fever	2	1	31	d1	1	6	2
Diseases of the Lungs ..	7	6	1	3	..	2	5	..	2	5	..	31	33
Other causes	14	9	12	9	12	29	15	8	12	21	27	123	97
TOTAL NO. OF DEATHS.	40	29	16	17	24	19	32	11	22	41	10	261	169
TOTAL NO. OF BIRTHS.	38	35	9	16	15	28	49	14	28	59	23	314	261

a 2 Inquests. *b* Typhoid. *c* 1 case of English Cholera in 20 hours, aged 5 months. *d* Typhus.
e 2 cases of English Cholera; ages, 1 and 23 years.

Monthly Return of New Cases of Disease coming under Treatment

In 11 Charitable Institutions in St. Marylebone, LONDON. Medical Officer of Health, Dr. R. D. Thomson.
 Population in 1861, 161,680.

At Pauper, Charitable, and Public Institutions in MANCHESTER and SALFORD.
 Population in 1861, 390,815.

4 Weeks ending 25th April.	5 Weeks ending 30th May.	4 weeks ending 27th June.	TOTAL.	DISEASES.	4 Weeks ending 25th April.	5 Weeks ending 30th May.	4 Weeks ending 27th June.	TOTAL.
41	137	120	298 Small-pox	172	187	187	546
17	20	13	50 Chicken-pox	22	15	21	58
80	59	71	210 Measles	113	122	110	375
43	41	59	143 Scarlatina	58	146	55	289
3	4	5	12 Diphtheria	9	1	2	12
60	23	37	120	.. Whooping-cough ..	64	83	75	222
1	2	2	5 Croup	7	4	2	13
165	235	306	706 Diarrhoea.....	160	191	201	552
5	4	1	10 Dysentery	15	17	8	40
.. Cholera
23	36	27	86 Erysipelas	31	41	31	103
1	1	.. Puerperal Fever
11	17	13	41 Insanity	42	34	44	120
714	634	472	1840	Bronchitis and Catarrh	1144	1046	572	3062
5	7	10	22 Pleurisy
16	11	18	45 Pneumonia ..	55	108	75	238
3	8	2	13 Carbuncle
3825	4717	3868	12410	{ Accidents, and all } { other Diseases }	4775	5309	4754	14838
5013	5975	5024	16012 TOTAL	6697	7304	6467	20468

SUMMARY OF THE WEEK.

The health of Manchester during the week ending August the 8th, though somewhat more favourable than in the preceding week, still continued unsatisfactory. The number of new cases of disease coming under treatment in the various public institutions amounted to 1,629 (in the corresponding week of last year it was only 1,171), and the total number of deaths registered to 261. Two diseases, Diarrhoea and Scarlet Fever, to which we have for several weeks directed attention, are still gaining ground; thus we find under Diarrhoea and Dysentery an increase of 47 cases over the preceding week, the respective numbers being 163 and 210. The virulence of the disorders of this class appears to have been most marked among infants and children, inasmuch as no less than 67 occurred at St. Mary's and the Clinical Hospital. In London the mortality from Diarrhoea during the last three weeks has been 233, 201, and 184. Last week the number of new cases of Scarlet Fever rose from 46 to 47, and the deaths from 22 to 31. In the metropolis the disease was fatal in 115 cases. In Manchester this disorder appears to be pretty evenly distributed through the different registration districts; and, considering how short is the time during which it has appeared in an epidemic form, we are probably justified in attributing its spread both among ourselves and in London to some mysterious atmospheric influence rather than to any direct contagious diffusion. The greatest number of deaths still occurred in Hulme, where we find it carried off 7 persons. The deaths from diseases of the lungs last week decreased from 50 to 31. Small-pox, though somewhat more prevalent than during the last two weeks as respects the number of new cases, proved nevertheless less fatal, only 4 deaths having been reported. The temperature of the week was 1.5° above that of the last seven years; in London it was 2.9° above the average of the same week in forty-three years. In the neighbourhood of Manchester the highest day reading in the week was 78°, in London 82°.

COMMITTEE ROOMS,
 33, Pall Mall, Manchester.

HEALTH AND METEOROLOGY OF MANCHESTER

COMMUNICATED TO THE

Manchester and Salford Sanitary Association.

WEEKLY RETURN.

VOL. III.]

WEEK ENDING SATURDAY, AUGUST 15, 1863.

[No. 159.]

METEOROLOGICAL OBSERVATIONS, TAKEN AT MANCHESTER AND THE NEIGHBOURHOOD.

	Royal Infirmary, M. R. DAY, Esq.	Old Trafford, G. V. VERNON, Esq.	Thelwall, J. ATRINSON, Esq.	Eccles, T. MACKERETH Esq.	Royton, J. HEAP, Esq.	Bowdon, L. W. REYNOLDS Esq.
Barometer.						
Mean @ 32° F., and reduced to sea level	INS. 30.020	INS. 29.955	INS. 29.969	INS. 29.976	INS. 29.967	INS. —
Highest	30.056	30.055	30.082	30.038	29.998	—
Lowest	29.618	29.626	29.630	29.610	29.150	—
Range	0.438	0.429	0.452	0.428	0.448	—
Temperature.						
Adopted Mean	59.1	59.5	60.2	59.9	57.8	50.6
Range for Week	19.0	26.3	24.7	25.8	28.4	23.3
Daily Range	11.1	15.7	15.2	16.6	17.0	15.0
Maximum in Shade	72.0	76.3	74.2	73.5	73.7	73.0
Minimum in Shade	53.0	50.0	49.5	47.7	45.3	49.7
Maximum in Sun	—	92.0	97.0	97.3	88.9	—
Maximum in Sun: Black bulb in Vacuo....	—	103.5	123.0	120.0	—	—
Minimum on Grass	—	45.8	45.1	45.3	43.0	—
Temperature in Ground at surface	—	57.59	—	—	—	—
Temperature 6 inches below	—	58.30	—	—	—	—
Temperature 12 inches below	—	59.58	—	—	—	—
Temperature of Evaporation	55.3	55.9	55.9	55.0	54.3	55.8
Temperature of Dew Point	51.9	52.7	52.2	50.7	51.2	52.5
Temperature of Air—Dew Point	7.2	6.8	8.0	9.2	6.6	7.1
Hygrometrical condition of the Atmosphere.						
Weight of Vapour in a cubic foot of Air.....	GRS. 4.37	GRS. 3.93	GRS. 4.35	GRS. 4.12	GRS. 4.21	GRS. 4.42
Required to Saturate do	1.25	1.23	1.49	1.66	1.15	1.28
Weight of a cubic foot of Air	531.8	531.0	531.1	531.0	524.9	—
Degree of Humidity (Saturation—1,000)	0.773	0.789	0.746	0.715	0.788	0.778
Water in a vertical column of the Atmosphere	INS. 5.33	INS. 5.52	INS. 5.40	INS. 5.11	INS. 5.11	INS. 5.47
Elastic force of Vapour	0.386	0.399	0.391	0.370	0.377	0.386
Clouds (Covered—10 Clear—0).....	—	8.4	4.3	6.7	5.3	—
Prevailing Winds	—	S, NW	EW, SW	NW, SW, NE	W, SW	—
Rain	—	0.774	0.491	0.451	0.605	0.402
Days on which it fell.....	—	5	4	3	3	4
Ozonometer.						
Moffat (0—10)	—	2.28	—	2.78	—	—
Schonbein (0—10)	—	1.71	4.07	—	3.29	—
Daily Evaporation.....	INS. 0.115	INS. 0.110	INS. 0.131	INS. 0.146	INS. 0.102	INS. 0.115
Weekly Evaporation.....	0.805	0.770	0.917	1.022	0.714	0.805

There were 8 barometric oscillations during the week, the amount being 1.086 inches. There were 4 temperature oscillations at 9 a.m., the amount being 30.1°.

The mean temperature of the week has been 2.4° above that of the corresponding week of last year. The amount of temperature oscillations for this week is unusually large.

The stations, in the order of mean temperature for the week, stand as follows:—Thelwall, highest; Eccles, Bowdon, Old Trafford, Royal Infirmery, and Royton, lowest.

The degree of humidity was the highest at Old Trafford, and the lowest at Eccles.

Ozone was found on 7 days at Royton, and on 6 days at Thelwall, Eccles, and Old Trafford.

withport.

THOMAS MACKERETH, M.B.M.S.

MANCHESTER AND SALFORD

RETURN FROM PAUPER, CHARITABLE, AND PUBLIC New Cases of Disease coming under Treatment

MANCHESTER.															
Area in Statute Acres	Manchester Township 1,645														
Population in 1861	" " 185,050														
DISEASES.	POOR LAW DISTRICTS.						PUBLIC INSTITUTIONS.								
	St. Peter's	St. Andrew's	St. George's	Cathedral	St. Jude's	St. Michael's	Total of Districts.	Workhouse.	ROYAL INFIRMARY.					CHILDREN	
									In-patients.	Out-patients.	District I.	District II.	District III.	St. Mary's Hospital.	Clinical Hospital.
1	2	3	4	5	6	7	8	9	10	11	12	13	14		
Small-pox	*3	..	1	4	1	1	1	..
Chicken-pox	1	1	3	1	..
Measles	1	1	1	..
Scarlatina	2	1	1	4	1	1	1	9	1
Diphtheria
Whooping-cough	1	2	..	3	3	2	1
Croup
Diarrhoea.....	8	17	15	6	7	10	63	18	..	3	..	48	13
Dysentery	1	1	1
Continued Fever.....	1	†1	..	2	..	7	11	2	1	‡2	10	..
Erysipelas	1	..	1	8
Rheumatism	1	9	1	1	3	2	17	6	2	25	2	..	2	..	1
Neuralgic Affections.....	1	1	3	1	..	1
Constitutional Syphilis	2	..	2	16	1	9	1
Phthisis	1	..	3	..	4	2	..	18	2	1	1
Insanity	3
Bronchitis, Influenza & Catarrh	1	12	2	2	6	3	27	22	..	32	1	3	1	3	4
Pleurisy and Pneumonia....	1	1	2	1	5	3	..	1	1	..	1
Skin Diseases.....	2	4	1	2	9	10	..	15	2	4
Dyspepsia	3	1	2	3	1	10	31	1	1	3	1	7
Accidents and diseases not classified.....	26	13	12	12	3	29	95	43	42	300	8	7	5	41	7
TOTAL	44	57	38	31	33	56	259	105	45	466	14	17	19	121	43

* Vaccinated, modified.

† 2 Fabricula.

‡ Typhoid.

Medical Officers to whom the Association

- | | | | |
|-----------------------|------------------------|-----------------------|------------------|
| (1) Mr. R. M. MANN. | (5) Dr. JOHN MEDD, | (9) Mr. EDWIN H. ROE, | (13) Mr. H. RUNO |
| (2) " J. BROADBENT, | (6) " LEDWARD, | (10) " S. M. BRADLEY, | (14) Dr. WHITEH |
| (3) " JOHN ARMSTRONG, | (7) Mr. C. H. BRADDON, | (11) " T. S. SMITH, | (15) Mr. W. GOLL |
| (4) " J. LORIMER, | (8) " M. ROWLAND DAY, | (12) " " " | (16) " J. TEALE |

ANITARY ASSOCIATION.

ONS OF MANCHESTER AND ADJOINING DISTRICTS.

Week ending the 15th day of August, 1863.

SALFORD.				HULME.			CHORLTON.		ARDWICK.		PENDLETON AND PENDLEBURY.		Area in Statute Acres. Population in 1861.		DISEASES.	DEATHS.
1,329				477			646		508		2650		24,448			
70,967				68,209			44,850		21,739							
LAW TRACT	PUBLIC INSTITUTIONS.			POOR LAW DISTRICTS			Poor Law District.		Poor Law District.		Ardwick & Anecats Dispensary.	Chorlton Union Work-house.	Total.	Corresponding Week last Year.		
	Regent Road.	Workhouse.	Dispensary.	New Bailey	St. George's.	Medlock.	St. Phillip's	Poor Law District.	Dispensary.	Poor Law District.						
17	18	19	20	21	22	23	24	25	26	27	28					
..	..	1	2	2	2	1	1	..	1	17	2	Small-pox	
..	5	2	Chicken-pox	
..	..	2	4	11	Measles	
3	..	4	3	1	1	2	2	1	..	34	4	Scarlatina	10	
..	1	1	i	Diphtheria	1	
..	1	..	3	1	14	7	Whooping-cough	1	
..	..	2	1	3	..	Croup	2	
9	2	10	4	6	4	11	15	7	6	9	..	235	125	Diarrhoea	8	
1	2	..	1	6	13	Dysentery	
..	..	2	..	2	2	2	1	..	35	32	Continued Fever	1	
..	9	3	Erysipelas	
..	3	1	..	4	1	2	..	2	2	72	81	Rheumatism	
..	..	2	8	15	Neuralgic Affections	
..	..	2	1	1	35	33	Constitutional Syphilis	..	
..	..	4	..	3	1	..	2	1	1	1	1	42	55	Phthisis	2	
2	2	7	5	Insanity	
11	..	6	4	4	4	8	1	3	2	6	1	150	178	Bronchitis, Influenza, and Catarrh.....	3	
..	..	1	1	1	1	1	16	11	Pleurisy & Pneumonia.	1	
1	5	2	1	..	2	2	9	62	37	Skin Disease.....	..	
2	1	15	1	..	2	2	6	5	..	3	..	93	83	Dyspepsia	
17	10	72	2	9	12	3	11	36	7	47	19	820	681	Accidents and diseases not classified.....	52	
46	21	126	13	26	36	25	44	63	24	71	37	1668	1379	TOTAL.....	52	

|| 1 Febricula and 1 Typhoid.

‡ 1 death from English Cholera in St. Michael's district.

debited for the annexed Returns.

(17) Dr. SAMUEL BOOTH,
(18) Mr. M. O. LARMUTH,
(19) " J. O. BRADBURY,
(20) " W. B. STOTT,

(21) Mr. JOHN SMITH,
(22) Dr. ALEX. WILSON,
(23) Mr. H. M. WILLIAMSON
(24) " JOSEPH FOSTER,

(25) Mr. JOHN RAYNER,
(26) " J.V.L. WESTMACOTT,
(27) " A. F. PENNINGTON,
(28) " W. H. HUGHES.

Weekly Return of Births and Deaths in Manchester and Salford.

Causes of Death.	Ancoats District, Mr. Royston.	St. George's Dis., Mr. Worthington.	Market-st. Dis., Mr. A. Gardiner.	London-rd. Dis., Dr. Johns.	Deansgate Dis., Mr. Leigh.	Greenigate Dis., Mr. Bowg.	Regent-rd. Dis., Mr. Tipton.	Pendleton Dis., Mr. Bowker.	Chorlton-on-M., Mr. Rowley.	Hulme Township, Mr. Sorby.	Ardswick Tnshp., Mr. Hallsworth.	TOTAL.	Corresponding week last year.
Small Pox	1	1	1	1	1	1	1	1	21	1	1	2	4
Measles	1	1	1	1	1	1	1	1	1	1	1	9	5
Whooping-cough	1	1	1	1	1	1	1	1	1	1	1	10	4
Scarlatina	1	1	1	1	1	1	1	1	1	1	1	28	20
Diarrhoea	12	6	1	5	8	8	6	3	3	10	5	67	8
Fever	1	1	1	1	1	1	1	1	1	1	1	1	33
Diseases of the Lungs ..	1	1	1	1	1	1	1	1	1	1	1	1	109
Other causes	12	13	19	3	54	2	13	2	6	22	6	266	161
TOTAL NO. OF DEATHS.	33	31	21	16	19	24	22	14	19	51	16	266	161
TOTAL NO. OF BIRTHS.	27	30	19	29	13	35	17	24	22	57	13	286	339

a Typhus. b 1 case of English Cholera, aged 10 months. c 1 Inquest. d Aged 20 years. e Gastric.

Monthly Return of New Cases of Disease coming under Treatment

*In 11 Charitable Institutions in
St. Marylebone, LONDON. Medical
Officer of Health, Dr. R. D. Thomson.
Population in 1861, 161,680.*

*At Pauper, Charitable, and Public
Institutions in MANCHESTER
and SALFORD.
Population in 1861, 390,815.*

5 Weeks ending 30th May.	4 weeks ending 27th June.	5 Weeks ending 1st. August.	TOTAL.	DISEASES.	5 Weeks ending 30th May.	4 Weeks ending 27th June.	5 Weeks ending 1st. August.	TOTAL.
137	120	115	372 Small-pox	187	187	131	505
20	13	11	44 Chicken-pox	15	21	18	54
59	71	38	168 Measles	122	110	72	304
41	59	57	157 Scarlatina	146	65	168	399
4	5	5	14 Diphtheria	1	2	3	6
23	37	42	102	.. Whooping-cough ..	83	75	104	262
2	2	1	5 Croup	4	2	10	16
235	306	2109	2650 Diarrhoea	191	201	632	1024
4	1	3	8 Dysentery	17	8	54	79
..	..	1	1 Cholera
36	27	30	93 Erysipelas	41	31	51	123
.. Puerperal Fever
17	13	17	47 Insanity	34	44	30	108
654	472	425	1551	Bronchitis and Catarrh	1046	872	885	2803
7	10	10	27 Pleurisy	108	75	92	275
11	18	26	55 Pneumonia .. }
8	2	4	14 Carbuncle
4717	3868	4977	13562	{ Accidents, and all other Diseases }	5309	4754	6022	16085
5975	5024	7871	18870 TOTAL	7304	6467	8272	22043

SUMMARY OF THE WEEK.

Last week the health of Manchester still continued unsatisfactory. The total number of new cases of disease coming under treatment in the various public institutions amounted to 1,668, or 39 more than in the previous week, and nearly 300 more than in the corresponding week of last year. The disease which still continues to exhibit the greatest tendency to increase in virulence is Diarrhoea, from which no fewer than 67 out of a total of 266 deaths are registered in the returns, while 235 new cases are reported to have come under the notice of the medical officers connected with the various charitable institutions. It is therefore especially important that all premonitory symptoms of English Cholera and Diarrhoea should receive immediate attention and advice. The number of new cases of Scarlet Fever was 13 less than in the previous week, and the number of deaths was 3 less. Small-pox likewise continues to show a diminished scale of mortality. The mean temperature of the week was 2.4° above that of the corresponding week of last year.

COMMITTEE ROOMS,
33, PALL MALL, MANCHESTER.

HEALTH AND METEOROLOGY OF MANCHESTER

COMMUNICATED TO THE

Manchester and Salford Sanitary Association.

WEEKLY RETURN.

VOL. III.] WEEK ENDING SATURDAY, AUGUST 22, 1863. [No. 160.

METEOROLOGICAL OBSERVATIONS, TAKEN AT MANCHESTER AND THE NEIGHBOURHOOD.

	Royal Infirmary, M. R. DAY, Esq.	Old Trafford, G. V. VERNON, Esq.	Thelwall, J. ATKINSON, Esq.	Eccles, T. MACKERRETH Esq.	Royton, J. HEAP, Esq.	Bowdon, L. W. Reynolds Esq.
Barometer.						
Mean @ 32° F., and reduced to sea level	INS. 29·855	INS. 29·887	INS. 29·878		INS. 29·855	INS. —
Highest.....	30·106	30·107	30·128		29·614	—
Lowest.....	29·562	29·586	29·574		29·098	—
Range	0·544	0·521	0·554		0·516	—
Temperature.						
Adopted Mean	55·0	55·6	54·5		53·3	54·1
Range for Week	22·0	29·4	28·9		34·0	28·0
Daily Range.....	10·4	15·4	12·3		17·1	13·9
Maximum in Shade	69·0	71·9	70·2		70·0	69·7
Minimum in Shade	51·0	42·5	41·5		36·0	41·7
Maximum in Sun	—	91·2	89·0		79·0	—
Maximum in Sun: Black bulb in Vacuo....	—	104·8	115·5		—	—
Minimum on Grass	—	39·0	38·1		35·0	—
Temperature in Ground at surface	—	55·28	—		—	—
Temperature 6 inches below	—	56·18	—		—	—
Temperature 12 inches below	—	57·81	—		—	—
Temperature of Evaporation	52·2	52·7	51·5		50·9	52·1
Temperature of Dew Point	49·5	50·0	48·6		48·5	50·1
Temperature of Air—Dew Point	5·5	5·6	5·9		4·8	4·0
Hygrometrical condition of the Atmosphere.						
Weight of Vapour in a cubic foot of Air.....	GRS. 3·98	GRS. 4·06	GRS. 3·84		GRS. 3·85	GRS. 3·97
Required to Saturate do	0·89	0·91	0·95		0·75	0·76
Weight of a cubic foot of Air	534·5	534·3	536·3		527·7	—
Degree of Humidity (Saturation—1,000)	0·820	0·822	0·800		0·836	0·860
Water in a vertical column of the Atmosphere						
Elastic force of Vapour.....	INS. 4·91	INS. 4·99	INS. 4·74		INS. 4·71	INS. —
Clouds (Covered—10 Clear—0).....	0·355	0·361	0·343		0·342	—
Prevailing Winds	—	9·2	7·7		7·6	—
Rain	—	SW	NW,SW		NW,SW	—
Days on which it fell.....	—	0·432	0·585		0·550	—
	—	6	7		6	—
Ozonometer.						
Moffat (0—10)	—	3·28	—		—	—
Schonbein (0—10)	—	3·57	4·07		3·96	—
Daily Evaporation.....	INS. 0·078	INS. 0·082	INS. 0·057		INS. 0·055	INS. —
Weekly Evaporation.....	0·546	0·574	0·309		0·385	—

There were 5 barometric oscillations during the week, the amount being 1·087 inches. There were 6 temperature oscillations at 9 a.m., the amount being 25·6°.

The mean temperature of the week has been 4·7° below the average of the last fourteen years, and 4·6° below the previous week.

The stations, in the order of mean temperature for the week, stand as follows:—Old Trafford, highest; Royal Infirmary, Thelwall, Bowdon, and Royton, lowest.

The degree of humidity was the highest at Bowdon, and the lowest at Thelwall.

Ozone was found on 6 days at Thelwall, on 5 days at Royton, and on 3 days at Old Trafford.

JOHN HEAP.
Royton.

MANCHESTER AND SAFFOLD

RETURN FROM PAUPER, CHARITABLE, AND PUBLIC New Cases of Disease coming under Treatment

MANCHESTER.														
Area in Statute Acres	Manchester Township 1,645													
Population in 1861	" " 185,050													
DISEASES.	POOR LAW DISTRICTS.							PUBLIC INSTITUTIONS.						
	St. Peter's	St. Andrew's	St. George's	Cathedral	St. Jude's	St. Michael's	Total of Districts.	Workhouse.	ROYAL INFIRMARY.			CHILDREN		
									In-patients.	Out-patients.	District I.	District II.	District III.	St. Mary's Hospital.
1	2	3	4	5	6	7	8	9	10	11	12	13	14	
Small-pox	1	1	..	2	2	2
Chicken-pox	3	2	..
Measles	2	..	6	..	2	2	..
Scarlatina	3	4	5	1	1	14	4	1	1	3	5
Diphtheria
Whooping-cough	12	1	4
Croup
Diarrhoea.....	2	8	4	11	7	15	47	2	..	25	..	1	..	47
Dysentery	1	1	1
Continued Fever.....	..	*2	*4	6	7	1	..	1	2	..	5
Erysipelas	1	3	1	1	6	..	1	10	..	1	1	..
Rheumatism	4	3	3	2	3	..	15	9	..	19	1	4
Neuralgic Affections	1	1	2	15	2
Constitutional Syphilis	1	1	..	2	13	..	9	1
Phthisis	2	4	1	7	33	..	2	1	1
Insanity	1	1	2
Bronchitis, Influenza & Catarrh	1	5	5	1	7	5	24	15	1	56	..	2	1	1
Pleurisy and Pneumonia....	1	3	4	2	..	1
Skin Diseases.....	..	2	2	3	1	1	9	9	..	13	..	1	..	3
Dyspepsia	3	..	5	3	..	11	..	1	25	..	1	..	1
Accidents and diseases not classified.....	37	25	9	8	6	14	99	30	25	272	9	6	9	37
TOTAL	50	53	28	39	35	46	251	89	31	504	12	24	16	107

* Febricula.

Medical Officers to whom the Associates

- | | | | |
|-----------------------|------------------------|-----------------------|--------------------|
| (1) Mr. R. M. MANN. | (5) Dr. JOHN MEDD, | (9) Mr. EDWIN H. ROE, | (13) Mr. H. RUNCE |
| (2) " J. BROADBENT, | (6) " LEDWARD, | (10) " S. M. BRADLEY, | (14) Dr. WHITEHEAD |
| (3) " JOHN ARMSTRONG, | (7) Mr. C. H. BRADDON, | (11) " T. S. SMITH, | (15) Mr. W. GOLLE |
| (4) " J. LORIMER, | (8) " M. ROWLAND DAY, | (12) " T. S. SMITH, | (16) " J. TEALE |

ANITARY ASSOCIATION.

NS OF MANCHESTER AND ADJOINING DISTRICTS.

Week ending the 22nd day of August, 1863.

SALFORD.				HULME.			CHORLTON.		ARDWICK.	PENDLETON AND PENDLEBURY.					
1,329				477.....			646...		508.....	2650.....			Area in Statute Acres.		
70,967.....				68,209.....			44,850.....		21739.....	24,448.....			Population in 1861.		
LAW DISTRICT	PUBLIC INSTITUTIONS.			POOR LAW DISTRICTS								Total.	Corresponding Week last Year.	DISEASES.	DEATHS.
	Regent Road.	Workhouse.	Dispensary.	New Bailey	St. George's.	Medlock.	St. Philip's	Poor Law District.	Dispensary.	Poor Law District.	Arduick & Ancoats Dispensary.				
17	18	19	20	21	22	23	24	25	26	27	28				
..	..	1	2	1	1	..	13	1	Small-pox
..	1	6	11	Chicken-pox
..	..	1	1	14	4	Measles
1	..	5	..	4	1	1	1	4	4	2	..	53	3	Scarlatina	8
..	1	1	4	Diphtheria	1
1	1	19	12	Whooping-cough	1
..	1	1	3	Croup
4	2	6	9	3	11	3	11	16	4	7	..	210	100	Diarrhoea	6
1	1	1	6	12	Dysentery
..	1	2	29	26	Continued Fever
..	1	20	4	Erysipelas	1
..	..	3	3	..	3	2	..	3	..	62	46	Rheumatism
..	..	1	20	7	Neuralgic Affections ..	1
..	1	1	1	6	34	20	Constitutional Syphilis	..
..	..	2	3	49	37	Phthisis	6
..	2	4	3	Insanity
8	1	7	6	7	4	12	2	4	..	7	1	162	137	Bronchitis, Influenza, and Catarrh.....	3
1	..	1	1	10	10	Pleurisy & Pneumonia.	1
2	..	2	..	2	1	..	1	..	1	..	5	51	52	Skin Disease.....	..
..	..	13	..	2	2	3	4	7	3	3	..	82	96	Dyspepsia
14	2	67	2	3	14	1	7	40	6	34	14	711	668	Accidents and diseases not classified.....	26
32	7	110	17	24	36	20	29	83	22	57	29	1557	1256	TOTAL.....	54

debted for the annexed Returns.

(17) Dr. SAMUEL BOOTH,
 (18) Mr. M. O. LARMUTH,
 (19) " J. O. BRADBURY,
 (20) " W. B. STOTT,

(21) Mr. JOHN SMITH,
 (22) Dr. ALEX. WILSON,
 (23) Mr. H. M. WILLIAMSON
 (24) " JOSEPH FOSTER,

(25) Mr. JOHN RAYNER,
 (26) " J. V. L. WESTMACOTT,
 (27) " A. F. PENNINGTON,
 (28) " W. H. HUGHES.

Causes of Death.	Districts.											Corresponding week last year.	
	Ancoats District, Mr. Royston.	St. George's Dis., Mr. Worthington.	Market-st. Dis., Mr. A. Gardner.	London-rd. Dis., Dr. Johns.	Deansgate Dis., Mr. Leigh.	Greenigate Dis., Mr. Bowet.	Regent-rd. Dis., Mr. Tipler.	Fendleton Dis., Mr. Bowker.	Chorlton-on-M., Mr. Rowley.	Hulme Township, Mr. Sorby.	Ardwick Tnashp., Mr. Hallsworth.		TOTAL.
Small Pox	62	1	61	1	5	..
Measles	3	5	2
Whooping-cough	5	4
Scarlatina	5	3	3	9	2	24	4
Diarrhoea	11	11	..	3	12	9	12	5	5	9	2	86	26
Fever	d1	..	3	3
Diseases of the Lungs ..	6	3	..	6	..	9	3	..	3	5	6	41	34
Other causes	12	19	13	6	9	9	15	7	6	19	..	115	106
TOTAL NO. OF DEATHS.	34	38	22	24	27	28	35	12	18	45	11	294	179
TOTAL NO. OF BIRTHS.	40	30	17	20	16	50	23	15	31	50	18	310	310

a 1 aged 19 years, the other 2 months. b 2 Inquests. c Female, aged 14 days. d Typhus.

Monthly Return of New Cases of Disease coming under Treatment

In 11 Charitable Institutions in St. Marylebone, LONDON. Medical Officer of Health, Dr. R. D. Thomson. Population in 1861, 161,680.

At Pauper, Charitable, and Public Institutions in MANCHESTER and SALFORD. Population in 1861, 390,815.

5 Weeks ending 30th May.	4 weeks ending 27th June.	5 Weeks ending 1st. August.	TOTAL.	DISEASES.	5 Weeks ending 30th May.	4 Weeks ending 27th June.	5 Weeks ending 1st. August.	TOTAL.
137	120	115	372 Small-pox	187	187	131	505
20	13	11	44 Chicken-pox	15	21	18	54
59	71	38	168 Measles	122	110	72	304
41	59	57	157 Scarlatina	146	85	168	399
4	5	5	14 Diphtheria	1	2	3	6
23	37	42	102	.. Whooping-cough ..	83	75	104	262
2	2	1	5 Croup	4	2	10	16
235	306	2109	2650 Diarrhoea.....	191	201	632	1024
4	1	3	8 Dysentery	17	8	54	79
..	..	1	1 Cholera
36	27	30	93 Erysipelas	41	31	51	123
.. Puerperal Fever
17	13	17	47 Insanity	34	44	30	108
654	472	425	1551	Bronchitis and Catarrh	1046	872	885	2803
7	10	10	27 Pleurisy	108	75	92	275
11	18	26	55 Pneumonia
8	2	4	14 Carbuncle
4717	3868	4977	13562	{ Accidents, and all } { other Diseases }	5309	4754	6022	16085
5975	5024	7871	18870 TOTAL	7304	6467	8272	22043

SUMMARY OF THE WEEK.

DISEASES.—The extent to which they prevailed in the Pauper, Charitable, and Public Institutions of Manchester and Salford.

The returns from the various Charitable Institutions for the week ending August 22nd exhibit generally a somewhat more satisfactory state of the public health than prevailed in the preceding week. Thus the total number of new cases of disease coming under treatment decreased from 1,668 to 1,557: of the particular disorders in which this decrease is more especially marked we may specify Diarrhoea, Rheumatism, Continued Fever, and Small-pox. In the first the numbers fell from 225 to 210. We may observe in reference to this abatement of Diarrhoea, always so liable to prevail in hot weather, that the temperature of the week was 47° below the average of the last fourteen years. The number of new cases of Small-pox was only 13, or four less than in the previous week. On the other hand Scarlet Fever still continued to gain ground.

DEATHS.—The Number registered in Manchester and Salford, and their causes.

The former portion of our summary has reference merely to the new cases of disease coming under treatment in Pauper, Charitable, and Public Institutions, and consequently refers almost exclusively to the state of health of the very poorest classes of the community; but in the Registrar's returns of Births and Deaths all ranks are included, though here it is important to bear in mind that the mortality only, not the amount of disease is expressed in the returns. We find, then, the total number of deaths for the week amounted to no fewer than 294, or 28 more than in the preceding week: in the corresponding week of last year the number was only 179. In respect to the causes of death no fewer than 86 are assigned to Diarrhoea, or 19 more than in the preceding week. We observed above that the number of new cases of Diarrhoea manifested this week a considerable tendency to decrease, we may therefore anticipate that the effect of this favourable change will be rendered evident next week by a corresponding decrease in the general mortality arising from this disorder. From Scarlet Fever no less than 34 persons died, and of these deaths 9 occurred in the Hulme and 7 in the London Road districts. Finally we may remark that the deaths from Diarrhoea and Scarlet Fever, which last week reached 120, in the corresponding week of last year together amounted to no more than 30. To such an amount are these formidable diseases prevalent among us.

COMMITTEE ROOMS,
33, PAUL MALL, MANCHESTER.

JOHN ED. MORGAN, M.B., M.A.,
Hon. Sec. Manchester and Salford Sanitary Association.

HEALTH AND METEOROLOGY OF MANCHESTER

COMMUNICATED TO THE

Manchester and Salford Sanitary Association.

WEEKLY RETURN.

Vol. III.] WEEK ENDING SATURDAY, AUGUST 29, 1863. [No. 161.

METEOROLOGICAL OBSERVATIONS, TAKEN AT MANCHESTER AND THE NEIGHBOURHOOD.

	Royal Infirmary, M. R. DAY, Esq.	Old Trafford, G. V. VERNON, Esq.	Thelwall, J. ATKINSON, Esq.	Eccles, T. MACKERRETH Esq.	Royton, J. HEAP, Esq.	Bowdon, L. W. REYNOLDS Esq.
Barometer.						
Mean @ 32° F., and reduced to sea level	INS. 29.598	INS. 29.597	INS. 29.586		INS. 29.572	INS. —
Highest.....	29.776	29.798	29.810		29.328	—
Lowest.....	29.258	29.250	29.268		28.790	—
Range.....	0.518	0.548	0.542		0.538	—
Temperature.						
Adopted Mean	55.5	57.9	56.4		55.3	56.3
Range for Week	17.0	21.2	21.7		27.9	21.8
Daily Range.....	11.7	16.3	16.0		18.5	16.4
Maximum in Shade	67.0	69.0	68.7		67.7	68.5
Minimum in Shade	50.0	47.3	47.0		39.8	46.7
Maximum in Sun	—	92.0	95.7		79.8	—
Maximum in Sun: Black bulb in Vacuo.....	—	104.3	120.0		—	—
Minimum on Grass	—	41.0	43.2		38.0	—
Temperature in Ground at surface	—	55.75	—		—	—
Temperature 6 inches below	—	56.31	—		—	—
Temperature 12 inches below	—	57.51	—		—	—
Temperature of Evaporation	52.5	54.9	53.8		52.5	53.5
Temperature of Dew Point	49.7	52.3	51.4		50.0	50.9
Temperature of Air—Dew Point	5.8	5.6	5.0		5.3	5.4
Hygrometrical condition of the Atmosphere.						
Weight of Vapour in a cubic foot of Air.....	GRS. 4.02	GRS. 4.38	GRS. 4.25		GRS. 4.05	GRS. 4.18
Required to Saturate do	0.93	1.00	0.85		0.87	0.91
Weight of a cubic foot of Air	529.0	530.0	528.0		520.6	—
Degree of Humidity (Saturation—1,000)	0.810	0.819	0.834		0.825	0.822
Water in a vertical column of the Atmosphere	INS. 4.93	INS. 5.39	INS. 5.24		INS. 4.99	INS. 5.15
Elastic force of Vapour.....	0.357	0.393	0.379		0.373	0.373
Clouds (Covered—10 Clear—0).....	—	4.5	6.0		5.3	—
Prevailing Winds	—	S	S, SW		NE, SW	—
Rain	—	0.883	1.020		1.345	1.472
Days on which it fell.....	—	6	7		6	7
Ozonometer.						
Moffat (0—10)	—	2.71	—		—	—
Schonbein (0—10)	—	2.43	—		—	—
Daily Evaporation.....	INS. 0.084	INS. 0.087	INS. 0.077		INS. 0.076	INS. 0.081
Weekly Evaporation.....	0.583	0.609	0.539		0.532	0.567

There were 6 barometric oscillations during the week, the amount being 1.320 inches. There were 6 temperature oscillations at 9 a.m., the amount being 12.7°.

The mean temperature of the week has been 2.2° below the average of the last fourteen years, and 2.2° below the corresponding week last year.

Thunder and lightning occurred at several stations at 2 p.m. upon the 25th, and also at 5 p.m. upon the 27th, accompanied with very heavy rain and hail upon the latter date. The rain fall in these storms was 0.445 inches and 0.435 inches respectively. The barometer reading at the time these storms commenced was 28.790 inches and 28.850 inches. The range of the maximum temperature in the shade has been small at all the stations.

The mean temperature of the week was the highest at Old Trafford and the lowest at Royton.

The degree of humidity was the highest at Thelwall, and the lowest at the Royal Infirmary.

Ozone occurred upon 3 days at Old Trafford and 7 days at Thelwall, but none was found at Royton. The past week is the first in which no ozone was found at Royton since these observations commenced.

JOHN HEAP.

Royton.

MANCHESTER AND SALFORD

RETURN FROM PAUPER, CHARITABLE, AND PUBLIC INSTITUTIONS

New Cases of Disease coming under Treatment

DISEASES.	MANCHESTER.														
	Manchester Township 1,645														
	Population in 1861 " " 185,050														
	POOR LAW DISTRICTS.							PUBLIC INSTITUTIONS.							
							ROYAL INFIRMARY.					CHILDREN'S HOSPITAL.			
							Workhouse.	In-patients.	Out-patients.	District I.	District II.	District III.	St. Mary's Hospital.	Clinical School.	
1	2	3	4	5	6	Total of Districts.	7	8	9	10	11	12	13	14	
Small-pox	1	1	1	3	..	1	1	
Chicken-pox	
Measles	1	1	1	..	2	..	
Scarlatina	6	2	5	3	..	16	1	..	2	4	1	10	..	
Diphtheria	1	1	
Whooping-cough	1	2	2	5	1	6	2	
Croup	
Diarrhœa.....	3	6	5	4	7	†6	31	4	..	1	29	6	
Dysentery	1	..	1	2	1	
Continued Fever.....	2	*2	..	†6	10	5	§3	..	2	2	..	8	
Erysipelas	1	..	1	3	
Rheumatism	2	3	6	..	6	1	18	6	2	17	1	1	2	2	
Neuralgic Affections.....	..	1	..	2	1	..	4	11	1	
Constitutional Syphilis.....	1	..	1	15	..	6	
Phthisis	1	3	..	1	4	1	10	3	..	19	..	1	1	3	
Insanity	1	1	2	3	..	
Bronchitis, Influenza & Catarrh	4	7	9	2	9	7	38	11	..	24	4	2	..	5	
Pleurisy and Pneumonia....	1	1	1	1	4	1	..	1	
Skin Diseases.....	..	2	1	1	..	1	5	6	..	12	..	2	1	1	
Dyspepsia	2	2	3	2	9	..	1	22	..	3	3	1	
Accidents and diseases not } classified..... }	24	9	10	18	5	20	86	47	28	277	13	11	7	51	
TOTAL	35	39	38	39	43	52	246	97	35	396	24	22	19	25	

* 1 Febricula and 1 Typhus.

† 1 case of English Cholera, dead.

Medical Officers to whom the Association are indebted

- | | | |
|-----------------------|------------------------|-----------------------|
| (1) Mr. R. M. MANN. | (5) Dr. JOHN MEDD, | (9) Mr. EDWIN H. ROE, |
| (2) " J. BROADBENT, | (6) " LEDWARD, | (10) Dr. WHITE, |
| (3) " JOHN ARMSTRONG, | (7) Mr. C. H. BRADDON, | (11) " S. M. BRADLEY, |
| (4) " J. LORIMER, | (8) " M. ROWLAND DAY, | (12) " T. S. SMITH, |
| | | (13) Mr. H. RUSS, |
| | | (14) Dr. WHITE, |
| | | (15) Mr. W. GOULD, |
| | | (16) " J. TEAL, |

SANITARY ASSOCIATION.

REPORTS OF MANCHESTER AND ADJOINING DISTRICTS.

Week ending the 29th day of August, 1863.

SALFORD.					HULME.			CHORLTON.		ARDWICK.	PENDLETON AND PENDLEBURY.			Area in Statute Acres. Population in 1861.		DISEASES.	DEATHS.
1,329 70,967.					477 68,209.			646 44,850.		508 21739	2650 24,448.						
POOR LAW DISTRICT		PUBLIC INSTITUTIONS.			POOR LAW DISTRICTS			Poor Law District.		Poor Law District.		Ardwick & Ancoats Dispensary. Chorlton Union Workhouse.		Total.	Corresponding Week last Year.		
Greengate.	Regent Road.	Workhouse.	Dispensary.	New Bailey	St. George's.	Medlock.	St. Philip's	Poor Law District.	Dispensary.	Poor Law District.	Ardwick & Ancoats Dispensary.	Chorlton Union Workhouse.	Total.	Corresponding Week last Year.			
6	17	18	19	20	21	22	23	24	25	26	27	28	Total.	Corresponding Week last Year.			
1	2	1	6	3	1	..	1	20	1	Small-pox	1	
1	1	1	Chicken-pox	
..	2	1	..	7	4	Measles	
..	2	..	5	2	2	2	10	4	2	..	63	6	Scarlatina	5	
..	1	2	2	Diphtheria	
..	2	1	17	16	Whooping-cough	
..	1	Croup	
10	1	..	1	4	6	3	2	3	7	5	5	..	122	154	Diarrhœa	11	
2	2	1	..	1	10	17	Dysentery	
1	1	2	4	7	2	49	26	Continued Fever	1	
..	4	9	Erysipelas	
1	1	..	3	2	3	3	..	2	1	65	39	Rheumatism	
..	16	8	Neuralgic Affections	
..	3	26	33	Constitutional Syphilis	..	
..	3	1	1	42	45	Phthisis	6	
..	3	10	11	Insanity	
2	6	1	7	3	4	1	4	12	3	..	5	3	134	141	Bronchitis, Influenza, and Catarrh.....	..	
..	1	7	17	Pleurisy & Pneumonia.	..	
1	7	2	1	3	41	68	Skin Disease.....	..	
..	5	1	..	3	3	3	3	..	3	1	63	61	Dyspepsia	
8	8	7	78	4	3	12	2	9	32	4	37	47	776	638	Accidents and diseases not classified.....	21	
27	16	10	114	14	26	31	15	35	63	20	55	62	1475	1298	TOTAL.....	45	

‡ Fabricula.

‡ 1 Typhus.

is indebted for the annexed Returns.

(17) Dr. SAMUEL BOOTH,
(18) Mr. M. O. LARMUTH,
(19) " J. O. BRADBURY,
(20) " W. B. STOTT,

(21) Mr. JOHN SMITH,
(22) Dr. ALEX. WILSON,
(23) Mr. H. M. WILLIAMSON
(24) " JOSEPH FOSTER,

(25) Mr. JOHN RAYNER,
(26) " J.V.L.WESTMACOTT,
(27) " A. F. PENNINGTON,
(28) " W. H. HUGHES.

Weekly Return of Births and Deaths in Manchester and Salford.

Causes of Death.	Districts and Parishes.											TOTAL.	Corresponding week last year.
	Ancoats District, Mr. Royston.	St. George's Dis., Mr. Worthington.	Market-st. Dis., Mr. A. Gardiner.	London-rd. Dis., Dr. Johns.	Deansgate Dis., Mr. Leigh.	Greengate Dis., Mr. Bowker.	Regent-rd. Dis., Mr. Tipler.	Pendleton Dis., Mr. Bowker.	Choriton-on-M., Mr. Rowley.	Hulme Township, Mr. Sorby.	Aradwick Tnshp., Mr. Hallsforth.		
Small Pox	1	1	2	..
Measles	2	3	1	1	8	2
Whooping-cough	1	..	1	..	1	1	1	5	4
Scarlatina	4	1	..	3	5	1	1	2	4	8	4	33	6
Diarrhoea	11	10	5	8	13	4	4	2	6	13	4	80	30
Fever	2	51	..	3	12
Diseases of the Lungs ..	9	9	..	2	..	4	4	8	1	37	39
Other causes	18	12	39	5	9	10	4	26	10	25	8	146	104
TOTAL NO. OF DEATHS.	45	34	45	18	32	21	11	11	24	55	18	314	197
TOTAL NO. OF BIRTHS.	40	35	11	22	15	69	22	14	18	58	11	315	305

a 1 Inquest.

b Typhus.

Monthly Return of New Cases of Disease coming under Treatment

In 11 Charitable Institutions in St. Marylebone, LONDON. Medical Officer of Health, Dr. R. D. Thomson. Population in 1861, 161,680.

At Pauper, Charitable, and Public Institutions in MANCHESTER and SALFORD. Population in 1861, 390,815.

5 Weeks ending 30th May.	4 weeks ending 27th June.	5 Weeks ending 1st. August.	TOTAL.	DISEASES.	5 Weeks ending 30th May.	4 Weeks ending 27th June.	5 Weeks ending 1st. August.	TOTAL.
137	120	115	372 Small-pox	187	187	131	505
20	13	11	44 Chicken-pox	15	21	18	54
59	71	38	168 Measles	122	110	72	304
41	59	57	157 Scarlatina	146	85	168	399
4	5	5	14 Diphtheria	1	2	3	6
23	37	42	102	.. Whooping-cough ..	83	75	104	262
2	2	1	5 Croup	4	2	10	16
235	306	2109	2650 Diarrhoea... ..	191	201	632	1024
4	1	3	8 Dysentery	17	8	54	79
..	..	1	1 Cholera
36	27	30	93 Erysipelas	41	31	51	123
.. Puerperal Fever
17	13	17	47 Insanity	34	44	30	108
654	472	425	1551	Bronchitis and Catarrh	1046	872	885	2803
7	10	10	27 Pleurisy	108	75	92	275
11	18	26	55	.. Pneumonia
8	2	4	14 Carbuncle
4717	3868	4977	13562	{ Accidents, and all } { other Diseases }	5309	4754	6022	16085
5975	5024	7871	18870 TOTAL	7304	6467	8272	22043

SUMMARY OF THE WEEK.

DISEASES.—The extent to which they prevailed in the Pauper, Charitable, and Public Institutions of Manchester and Salford.

The number of new cases of disease that occurred last week in the various Public Institutions amounted to 1,475, and the number of deaths to 45; in the preceding week the respective numbers were 1,557 and 54. It thus appears that the calls made upon our different charities have, during the last few weeks, considerably diminished. On examining the returns we find a remarkable decrease under the head of Diarrhoea, the number of new cases having fallen from 210 to 122. Erysipelas, which in the preceding week attacked 20 persons, this week is stated to have occurred in only 4 cases. In Bronchitis and kindred affections of the chest we observe 28 fewer cases than in the previous week. But in Scarlet Fever and Continued Fever we find an increase in the former from 53 to 63, and in the latter from 29 to 49. Two of the cases of Continued Fever are assigned to Typhus.

DEATHS.—The Total Number registered in Manchester and Salford, and their causes.

Last week the number of deaths registered amounted to no fewer than 314; in the corresponding week of last year the number was 197. The number of births on the other hand was 315; thus the births only exceeded the deaths by one. The state of the public health exhibited by this return is most unsatisfactory. The increased mortality is again chiefly to be ascribed to Scarlet Fever and Diarrhoea, no less than 113 deaths arising from these two causes, viz., 33 from Scarlet Fever and 80 from Diarrhoea. From Small-pox there were only 2 deaths. The temperature of the week was 2.2° below the average of the last fourteen years.

COMMITTEE ROOMS,
33, PALL MALL, MANCHESTER.

JOHN ED. MORGAN, M.B., M.A.,
Hon. Sec. Manchester and Salford Sanitary Association.


HEALTH AND METEOROLOGY OF MANCHESTER

COMMUNICATED TO THE

Manchester and Salford Sanitary Association.

WEEKLY RETURN.

VOL. III.] WEEK ENDING SATURDAY, SEPTEMBER 5, 1863.



METEOROLOGICAL OBSERVATIONS, TAKEN AT MANCHESTER AND THE NEIGHBOURHOOD.

	Royal Infirmary, M. R. DAY, Esq.	Old Trafford, G. V. VERNON, Esq.	Thelwall, J. ATKINSON, Esq.	Eccles, T. MACKERRETH Esq.	Royton, J. HEAP, Esq.	Bowdon, L. W. REYNOLDS Esq.
Barometer.						
Mean @ 32° F., and reduced to sea level	INS. 29.788	INS. 29.804	INS. 29.773	INS. 29.781	INS. 29.778	INS. —
Highest.....	29.952	29.960	29.990	29.930	29.474	—
Lowest.....	29.602	29.598	29.610	29.552	29.098	—
Range.....	0.350	0.362	0.380	0.378	0.376	—
Temperature.						
Adopted Mean	55.1	55.9	55.8	54.8	53.8	54.4
Range for Week	19.0	26.0	24.4	25.3	26.2	22.5
Daily Range.....	10.4	14.7	16.2	15.2	14.6	13.7
Maximum in Shade	66.0	68.0	66.6	65.3	66.0	65.2
Minimum in Shade	47.0	42.0	42.2	40.0	39.8	42.2
Maximum in Sun	—	85.8	86.8	83.6	80.7	—
Maximum in Sun: Black bulb in Vacuo.....	—	101.2	111.0	106.0	—	—
Minimum on Grass	—	38.0	37.0	36.8	36.0	—
Temperature in Ground at surface	—	53.26	—	—	—	—
Temperature 6 inches below	—	54.05	—	—	—	—
Temperature 12 inches below	—	55.69	—	—	—	—
Temperature of Evaporation	52.1	52.9	53.7	51.7	51.1	51.7
Temperature of Dew Point	49.2	50.1	51.7	48.7	47.6	49.0
Temperature of Air—Dew Point	5.9	5.8	4.1	6.1	6.2	5.4
Hygrometrical condition of the Atmosphere.						
Weight of Vapour in a cubic foot of Air.....	GRS. 3.94	GRS. 4.08	GRS. 4.30	GRS. 3.93	GRS. 3.72	GRS. 3.92
Required to Saturate do	0.94	0.91	0.70	0.93	0.95	0.85
Weight of a cubic foot of Air	532.8	532.4	532.7	535.6	527.2	—
Degree of Humidity (Saturation—1,000)	0.810	0.819	0.865	0.794	0.842	0.860
Water in a vertical column of the Atmosphere	INS. 4.85	INS. 5.07	INS. 5.31	INS. 4.75	INS. 4.56	INS. 4.92
Elastic force of Vapour.....	0.351	0.362	0.384	0.344	0.330	0.356
Clouds (Covered—10 Clear—0).....	—	8.7	7.2	7.7	7.2	—
Prevailing Winds	—	SE, E	S, NW	SW, SE	S	—
Rain	—	2.571	1.427	2.030	2.350	1.993
Days on which it fell.....	—	7	7	7	7	6
Ozonometer.						
Moffat (0—10)	—	1.14	—	1.00	—	—
Schonbein (0—10)	—	1.14	2.3	—	2.4	—
Daily Evaporation.....	INS. 0.083	INS. 0.085	INS. 0.062	INS. 0.086	INS. 0.085	INS. 0.056
Weekly Evaporation.....	0.581	0.595	0.434	0.602	0.595	0.392

There were 6 barometric oscillations during the week, the amount being 1.341 inches. There were 5 temperature oscillations at 9 a.m., the amount being 18.1°.

The mean temperature of the week has been 3.1° below the average of the last fourteen years, and 0.3° above the corresponding week last year.

The stations, in the order of mean temperature for the week, stand as follows:—Old Trafford, highest; Thelwall, Royal Infirmary, Eccles, Bowdon, and Royton, lowest.

The degree of humidity was the highest at Thelwall, and the lowest at Eccles.

Ozone occurred upon 6 days at Thelwall, 5 days at Royton, 4 days at Eccles, and 1 day at Old Trafford

The fall of rain for August, in the order of amount, has been as follows:—

	Fall in Inches.	Days on which it Fell.
Royton	5.230	24
Old Trafford.....	5.027	25
Bowdon	4.739	22
Eccles.....	4.736	25
Thelwall	3.906	24

JOHN HEAP,
Royton, Oldham.

MANCHESTER AND SALFORD

RETURN FROM PAUPER, CHARITABLE, AND PUBLIC New Cases of Disease coming under Treatment

MANCHESTER.															
Area in Statute Acres	Manchester Township 1,645														
Population in 1861	" " 185,050														
DISEASES.	POOR LAW DISTRICTS.							PUBLIC INSTITUTIONS.							
	St. Peter's	St. Andrew's	St. George's	Cathedral	St. Jude's	St. Michael's	Total of Districts.	Workhouse.	ROYAL INFIRMARY.					CHILDREN	
									In-patients.	Out-patients.	District I.	District II.	District III.	St. Mary's Hospital.	Clinical Hospital.
1	2	3	4	5	6	7	8	9	10	11	12	13	14		
Small-pox	1	1	..	1	1	..	2	1
Chicken-pox	1	1
Measles	2	2	1
Scarlatina	2	..	1	4	4	2	13	1	2	5	5	2
Diphtheria	1	1
Whooping-cough	3	1	..	1	1	6	1	..	1	..	2	1
Croup
Diarrhoea.....	4	10	7	6	5	11	43	3	..	12	1	27	13
Dysentery	1	4	1	6	1	2
Continued Fever.....	..	*2	5	*4	1	†6	18	4	1	..	1	‡1	..	4	..
Erysipelas	7
Rheumatism	3	4	2	1	2	..	12	9	4	61	1	4	1	1	..
Neuralgic Affections	11	..	1
Constitutional Syphilis	1	1	..	2	11	..	11
Phthisis	2	1	3	3	..	17	2	1	2	1	2
Insanity	1	1
Bronchitis, Influenza & Catarrh	1	11	6	1	7	7	33	7	..	51	..	2	..	2	..
Pleurisy and Pneumonia....	1	..	2	3	6	3	2	..	2
Skin Diseases.....	1	3	4	2	..	24	5
Dyspepsia	1	..	1	1	3	..	6	41	3	..	6
Accidents and diseases not classified.....	31	16	16	12	5	24	104	64	27	392	8	9	9	40	4
TOTAL	44	51	43	32	35	59	262	105	33	633	14	23	24	82	35

* Febricula.

† 3 Typhus and 3 Febricula.

‡ Typhus.

Medical Officers to whom the Association

(1) Mr. R. M. MANN.

(2) " J. BROADBENT,

(3) " JOHN ARMSTRONG,

(4) " J. LORIMER,

(5) Dr. JOHN MEDD,

(6) " LEDWARD,

(7) Mr. C. H. BRADDON,

(8) " M. ROWLAND DAY,

(9) Mr. EDWIN H. ROE,

(10) " S. M. BRADLEY,

(11) " T. S. SMITH,

(12) " T. S. SMITH,

(13) Mr. H. RUMFORD,

(14) Dr. WHITE,

(15) Mr. W. GOLDING,

(16) " J. TEAL,

ANITARY ASSOCIATION.

STATISTICS OF MANCHESTER AND ADJOINING DISTRICTS.

Week ending the 5th day of September, 1863.

SALFORD.				HULME.			CHORLTON.	ARDWICK.	PENDLETON AND PENDLEBURY.					DEATHS.		
1,329				477			646 ..	508 ..	2650			Area in Statute Acres.				
70,967				68,209			44,850 ..	21,739 ..	24,448			Population in 1861.				
LAW DISTRICT	PUBLIC INSTITUTIONS.			POOR LAW DISTRICTS			Poor Law District.	Dispensary.	Poor Law District.	Ardwick & Ancoats Dispensary.	Chorlton Union Work-house.	Total.	Corresponding Week last Year.	DISEASES.		
	Regent Road.	Workhouse.	Dispensary.	New Bailey	St. George's.	Medlock.										St. Philip's
17	18	19	20	21	22	23	24	25	26	27	28					
..	4	2	..	1	..	1	..	1	17	5	Small-pox	2	
..	1	4	Chicken-pox	
..	..	5	1	1	10	9	Measles	
..	..	3	..	3	2	..	6	3	2	4	1	53	4	Scarlatina	5	
..	i	..	Diphtheria	2	
..	2	1	14	17	Whooping-cough	1	
..	5	Croup	
..	1	9	4	2	7	4	5	6	4	4	..	149	150	Diarrhœa	10	
..	3	12	5	Dysentery	
..	..	3	..	*2	1	..	1	36	20	Continued Fever	1	
..	1	8	9	Erysipelas	
1	..	4	2	1	1	..	3	..	109	50	Rheumatism	
..	..	3	2	17	12	Neuralgic Affections	
..	1	2	1	1	2	31	19	Constitutional Syphilis	1	
..	..	7	1	1	2	..	42	40	Phthisis	5	
..	1	1	3	7	4	Insanity	1	
6	2	11	6	2	7	5	5	1	..	7	2	152	142	Bronchitis, Influenza, and Catarrh.....	2	
..	13	14	Pleurisy & Pneumonia.	..	
1	..	3	1	4	..	5	49	65	Skin Disease.....	..	
..	..	8	6	..	1	3	3	3	2	84	71	Dyspepsia	
2	11	62	2	11	1	..	12	40	2	40	31	887	584	Accidents and diseases not classified.....	28	
10	17	120	14	27	27	10	33	56	23	64	47	1692	1229	TOTAL.....	58	

indebted for the annexed Returns.

(17) Dr. SAMUEL BOOTH,
 (18) Mr. M. O. LARMUTH,
 (19) " J. O. BRADBURY,
 (20) " W. B. STOTT,

(21) Mr. JOHN SMITH,
 (22) Dr. ALEX. WILSON,
 (23) Mr. H. M. WILLIAMSON,
 (24) " JOSEPH FOSTER,

(25) Mr. JOHN RAYNER,
 (26) " J. V. L. WESTMACOTT,
 (27) " A. F. PENNINGTON,
 (28) " W. H. HUGHES.

Weekly Return of Births and Deaths in Manchester and Salford.

Causes of Death.	Ancoats District, Mr. Royston.	St. George's Dis., Mr. Worthington.	Market-st. Dis., Mr. A. Gardiner.	London-rd. Dis., Dr. Johns.	Deansgate Dis., Mr. Leigh.	Greengate Dis., Mr. Bower.	Regent-rd. Dis., Mr. Tipton.	Pendleton Dis., Mr. Bowker.	Chorlton-on-M., Mr. Rowley.	Hulme Township, Mr. Sorby.	Ardwick Tnshp., Mr. Hallsworth.	TOTAL.	Corres- ponding week last year.
Small Pox	2	51	61	21	5	..
Measles	1	1	12	3	2
Whooping-cough	1	..	1	1	1	4	3
Scarlatina	4	12	..	3	6	2	12	..	2	9	..	30	5
Diarrhoea	7	12	4	5	4	6	4	4	1	5	1	53	55
Fever	1	..	1	..	1	3	11
Diseases of the Lungs ..	8	3	..	2	..	5	1	..	4	8	1	31	31
Other causes	8	11	17	10	5	8	12	4	9	19	6	109	99
TOTAL NO. OF DEATHS.	29	23	22	21	17	26	19	8	17	42	9	238	186
TOTAL NO. OF BIRTHS.	37	23	8	25	14	12	26	13	25	59	21	263	272

a 2 Inquests.

b Aged 39 years.

c Female, aged 70 years.

d Aged 17 days.

Monthly Return of New Cases of Disease coming under Treatment

*In 11 Charitable Institutions in
St. Marylebone, LONDON. Medical
Officer of Health, Dr. R. D. Thomson.
Population in 1861, 161,680.*

*At Pauper, Charitable, and Public
Institutions in MANCHESTER
and SALFORD.
Population in 1861, 390,815.*

4 weeks ending 27th June.	5 Weeks ending 1st. August.	4 Weeks ending 29th August.	TOTAL.	DISEASES.	4 Weeks ending 27th June.	5 Weeks ending 1st. August.	4 Weeks ending 29th August.	TOTAL.
120	115	61	296 Small-pox	187	131	76	394
13	11	7	31 Chicken-pox	21	18	15	54
71	38	33	142 Measles	110	72	33	215
59	57	73	189 Scarlatina	85	168	197	450
5	5	13	23 Diphtheria	2	3	4	9
37	42	26	105	.. Whooping-cough ..	75	104	62	241
2	1	2	5 Croup	2	10	5	17
306	2109	2754	5109 Diarrhoea ..	201	632	768	1601
1	3	1	5 Dysentery	8	54	31	93
..	1	..	1 Cholera
27	30	21	78 Erysipelas	31	51	39	121
.. Puerperal Fever
13	17	15	45 Insanity	44	30	33	107
472	425	357	1254	Bronchitis and Catarrh	872	885	596	2353
10	10	8	28 Pleurisy	75	92	47	214
18	26	21	65	... Pneumonia
2	4	10	16 Carbuncle
3868	4977	3975	12820	{ Accidents, and all } { other Diseases }	4754	6022	4423	15199
5024	7871	7377	20272 TOTAL	6467	8272	6329	21068

SUMMARY OF THE WEEK.

DISEASES.—*The extent to which they prevailed in the Pauper, Charitable, and Public Institutions of Manchester and Salford.*

The number of new cases of disease in the various Public Institutions, which fell in the week ending August the 29th to 1,475, rose last week to 1,692; the increase is more especially remarkable under the heads of Diarrhoea and Rheumatism. Thus, in the former, we find an increase of 27 cases, and in the latter of 44. In reference to the increase in the number of cases of Rheumatism we may observe that the week was unusually wet, upwards of 2½ inches of rain having fallen at Old Trafford. 53 cases of Scarlet Fever occurred, or 10 less than in the preceding week; and 36 cases of Continued Fever. Of the latter 4 are assigned to Typhus Fever, and of these 3 occurred in the St. Michael's Poor Law District.

DEATHS.—*The Number registered in Manchester and Salford, and their causes.*

It is satisfactory to observe that the deaths, which in the preceding week amounted to the formidable total of 314, last week fell to 238. Of this number Diarrhoea contributed 53, or 27 less than in the previous week, and Scarlet Fever 30. The number of births during the week was 263, and the mean temperature 3·1° below the average of the last 14 years.

COMMITTEE ROOMS,
33, PALL MALL, MANCHESTER.

JOHN ED. MORGAN, M.B., M.A.,
Hon. Sec. Manchester and Salford Sanitary Association.

HEALTH AND METEOROLOGY OF MANCHESTER

COMMUNICATED TO THE

Manchester and Salford Sanitary Association.

WEEKLY RETURN.

VOL. III.] WEEK ENDING SATURDAY, SEPTEMBER 12, 1863. [No. 163.

METEOROLOGICAL OBSERVATIONS, TAKEN AT MANCHESTER AND THE NEIGHBOURHOOD.

	Royal Infirmary, M. H. DAY, Esq.	Old Trafford, G. V. VERNON, Esq.	Thelwall, J. ATKINSON, Esq.	Eccles, T. MACKRETH Esq.	Royton, J. HEAP, Esq.	Bowdon, L. W. REYNOLDS Esq.
Barometer.						
Mean @ 32° F., and reduced to sea level	INS. 29.840	INS. 29.877	INS. 29.888	INS. 29.883	INS. 29.843	INS. —
Highest.....	30.116	30.123	30.170	30.110	29.650	—
Lowest.....	29.418	29.365	29.450	29.392	28.932	—
Range.....	0.698	0.758	0.720	0.718	0.718	—
Temperature.						
Adopted Mean	51.9	52.6	51.9	51.9	51.6	51.6
Range for Week	13.5	21.7	16.2	16.6	26.3	17.1
Daily Range.....	9.9	14.8	12.2	13.3	14.3	11.9
Maximum in Shade	60.0	63.0	59.5	59.8	62.6	60.0
Minimum in Shade	46.5	41.3	43.3	40.2	36.3	42.9
Maximum in Sun	—	81.0	80.0	76.1	79.6	—
Maximum in Sun: Black bulb in Vacuo.....	—	91.7	104.3	103.5	—	—
Minimum on Grass	—	36.0	39.8	36.5	32.3	—
Temperature in Ground at surface	—	50.86	—	—	—	—
Temperature 6 inches below	—	51.72	—	—	—	—
Temperature 12 inches below	—	53.59	—	—	—	—
Temperature of Evaporation	48.6	49.6	49.0	48.2	48.3	48.8
Temperature of Dew Point	45.3	46.6	46.1	44.5	45.0	46.0
Temperature of Air—Dew Point	6.6	6.0	5.8	7.4	6.6	5.6
Hygrometrical condition of the Atmosphere.						
Weight of Vapour in a cubic foot of Air.....	GRS. 3.44	GRS. 3.62	GRS. 3.53	GRS. 3.35	GRS. 3.40	GRS. 3.52
Required to Saturate do	0.93	0.90	0.84	1.03	0.93	0.81
Weight of a cubic foot of Air	537.7	537.5	540.0	538.1	530.2	—
Degree of Humidity (Saturation—1,000)	0.782	0.812	0.806	0.758	0.782	0.812
Water in a vertical column of the Atmosphere						
Elastic force of Vapour.....	INS. 4.19	INS. 4.40	INS. 4.31	INS. 4.06	INS. 4.13	INS. 4.30
Clouds (Covered—10 Clear—0).....	0.303	0.318	0.312	0.294	0.299	0.311
Prevaling Winds	—	SW,NW	SW,W	SW,W	SW,W	—
Rain	—	0.868	1.128	0.931	1.090	0.891
Days on which it fell.....	—	7	7	7	7	7
Ozonometer.						
Moffat (0—10)	—	3.00	—	—	—	—
Schonbein (0—10)	—	2.00	5.2	2.00	3.13	—
Daily Evaporation.....	INS. 0.083	INS. 0.079	INS. 0.074	INS. 0.092	INS. 0.083	INS. 0.071
Weekly Evaporation.....	0.561	0.553	0.518	0.614	0.561	0.497

There were 6 barometric oscillations during the week, the amount being 1.463 inches. There were 5 temperature oscillations at 9 a.m., the amount being 14.7°.

The mean temperature of the week has been 3.6° below the average of the last fourteen years, and 2.9° below the corresponding week last year.

The stations, in the order of mean temperature for the week, stand as follows:—Old Trafford, highest; Royal Infirmary, Thelwall, and Eccles, equal; Bowdon and Royton lowest.

The humidity of the air, like that of mean temperature, has been nearly the same at all the stations; and, also, the fall of rain.

Ozone occurred upon 7 days at Thelwall, 6 days at Eccles, 5 days at Royton, and 3 days at Old Trafford.

JOHN HEAP,
Royton, Oldham.

MANCHESTER AND SALFORD

RETURN FROM PAUPER, CHARITABLE, AND PUBLIC

New Cases of Disease coming under Treatment

DISEASES.	MANCHESTER.														
								MANCHESTER.							
								Manchester Township 1,645							
								" " 185,050							
	POOR LAW DISTRICTS.						PUBLIC INSTITUTIONS.								
	St. Peter's	St. Andrew's	St. George's	Cathedral	St. Jude's	St. Michael's	Total of Districts.	ROYAL INFIRMARY.					CHILDREN		
	1	2	3	4	5	6	7	Workhouse.	In-patients.	Out-patients.	District I.	District II.	District III.	St. Mary's Hospital.	Clinical Hospital.
Small-pox	2
Chicken-pox
Measles	1	..	1	1	3	1	..	
Scarlatina	5	1	..	5	3	..	14	1	..	3	5	..	4	2	
Diphtheria	
Whooping-cough	1	2	5	8	7	2	1	
Croup	
Diarrhœa.....	2	2	..	6	3	1	14	5	..	23	1	1	23	16	
Dysentery	4	3	2	
Continued Fever.....	1	*3	..	†5	1	‡6	16	6	3	..	1	§4	8	..	
Erysipelas	1	1	2	2	..	12	1	..	
Rheumatism	2	0	2	1	3	2	19	10	2	49	3	..	2	..	
Neuralgic Affections.....	..	1	1	15	1	
Constitutional Syphilis	1	2	..	3	12	..	14	1	..	
Phthisis	1	2	4	..	7	2	..	32	4	3	
Insanity	2	2	5	
Bronchitis, Influenza & Catarrh	2	14	10	3	7	7	43	12	..	65	9	7	
Pleurisy and Pneumonia....	2	..	1	..	3	..	6	..	1	3	..	1	
Skin Diseases.....	..	8	..	1	2	..	11	16	..	11	4	1	
Dyspepsia	2	1	..	3	2	2	10	3	1	25	1	7	
Accidents and diseases not classified.....	29	21	9	11	1	13	84	40	18	274	6	5	9	36	
TOTAL	46	64	24	38	33	38	243	116	25	537	20	14	12	92	40

* Febricula. † 3 Febricula. ‡ 1 Typhus. § Typhus.

Medical Officers to whom the Associates

- | | | | |
|--|---|---|---|
| (1) Mr. R. M. MANN.
(2) " J. BROADBENT,
(3) " JOHN ARMSTRONG,
(4) " J. LORIMER, | (5) Dr. JOHN MEDD,
(6) " LEDWARD,
(7) Mr. C. H. BRADDON,
(8) " M. ROWLAND DAY, | (9) } Mr. EDWIN H. ROE,
(10) } " S. M. BRADLEY,
(11) } " T. S. SMITH,
(12) } | (13) Mr. H. RUNC
(14) Dr. WHITEH
(15) Mr. W. GOLD
(16) " J. TEAL |
|--|---|---|---|

SANITARY ASSOCIATION.

REPORTS OF THE SANITARY ASSOCIATION OF MANCHESTER AND ADJOINING DISTRICTS.

Week ending the 12th day of September, 1863.

SALFORD.				HULME.			CHORLTON.		ARDWICK.	PENDLETON AND PENDLEBURY.					DEATHS.
1,329				477			646		508	2650			Area in Statute Acres.		
70,967				68,209			44,850		21,739	24,448			Population in 1861.		
POOR LAW DISTRICT	PUBLIC INSTITUTIONS.			POOR LAW DISTRICTS			Poor Law District.		Poor Law District.	Ardwick & Ancoats Dispensary.	Chorlton Union Work-house.	Total.	Corresponding Week last Year.	DISEASES.	
Regent Road.	Workhouse.	Dispensary.	New Bailey	St. George's.	Medlock.	St. Philip's	Poor Law District.	Dispensary.	Poor Law District.	Ardwick & Ancoats Dispensary.	Chorlton Union Work-house.	Total.	Corresponding Week last Year.	DISEASES.	
17	18	19	20	21	22	23	24	25	26	27	28	Total.	Corresponding Week last Year.	DISEASES.	
1	..	3	2	2	10	3	Small-pox	2
..	4	Chicken-pox
..	2	1	7	4	Measles	1
..	..	1	..	12	1	..	3	2	3	2	..	53	11	Scarlatina	7
..	1	1	1	Diphtheria
..	..	1	1	20	9	Whooping-cough
..	Croup
2	..	5	4	2	1	4	4	9	4	2	..	123	127	Diarrhoea	7
..	1	1	11	7	Dysentery
2	..	1	..	1	2	1	1	46	50	Continued Fever	1
..	1	..	1	1	20	7	Erysipelas
1	1	5	3	2	..	2	..	4	1	105	54	Rheumatism
..	1	..	1	19	2	Neuralgic Affections
..	1	2	1	4	40	29	Constitutional Syphilis
..	..	6	1	1	..	2	..	58	39	Phthisis	2
..	1	..	3	11	8	Insanity
4	1	13	5	..	5	5	4	4	2	4	1	190	179	Bronchitis, Influenza, and Catarrh	4
..	11	14	Pleurisy & Pneumonia.	1
1	4	3	3	..	1	..	4	59	50	Skin Disease
1	..	12	7	3	4	5	..	2	1	84	69	Dyspepsia
9	11	62	3	11	9	5	9	31	5	32	31	703	657	Accidents and diseases not classified	21
21	20	114	13	26	32	21	30	57	20	50	45	1571	1324	TOTAL	46

Indebted for the annexed Returns.

(17) Dr. SAMUEL BOOTH,
 (18) Mr. M. O. LARMUTH,
 (19) " J. O. BRADBURY,
 (20) " W. B. STOTT,

(21) Mr. JOHN SMITH,
 (22) Dr. ALEX. WILSON,
 (23) Mr. H. M. WILLIAMSON
 (24) " JOSEPH FOSTER,

(25) Mr. JOHN RAYNER,
 (26) " J. V. L. WESTMACOTT,
 (27) " A. F. PENNINGTON,
 (28) " W. H. HUGHES.

Weekly Return of Births and Deaths in Manchester and Salford.

Causes of Death.	Districts and Localities.											TOTAL.	Corresponding week last year.
	Ancoats District, Mr. Royston.	St. George's Dis., Mr. Worthington.	Market-st. Dis., Mr. A. Gardiner.	London-rd. Dis., Dr. Johns.	Deansgate Dis., Mr. Leigh.	Greenigate Dis., Mr. Bowet.	Regent-rd. Dis., Mr. Tiplle.	Pendleton Dis., Mr. Bowker.	Chorlton-on-M., Mr. Rowley.	Hulme Township, Mr. Sorby.	Ardwick Tnshp., Mr. Hallsworth.		
Small Pox	12	1	..	53	..	6	2	
Measles	12	1	..	5	5	
Whooping-cough	1	2	1	7	6	
Scarlatina	3	3	1	7	12	..	12	4	4	9	38	1	
Diarrhoea	9	2	..	5	9	7	5	3	4	6	55	41	
Fever	1	..	1	2	4	5	
Diseases of the Lungs ..	7	5	1	4	..	3	8	31	32	
Other causes	12	12	10	6	10	7	16	28	10	22	118	123	
TOTAL NO. OF DEATHS.	31	25	16	18	21	19	26	17	23	51	264	215	
TOTAL NO. OF BIRTHS.	37	38	20	24	14	11	16	19	19	53	270	298	

a 1 Inquest. b 1 female, aged 34 years; 1 female, aged 7 months; 1 male, aged 8 years. c 1 Typhoid.

Monthly Return of New Cases of Disease coming under Treatment

In 11 Charitable Institutions in St. Marylebone, LONDON. Medical Officer of Health, Dr. R. D. Thomson. Population in 1861, 161,680.

At Pauper, Charitable, and Public Institutions in MANCHESTER and SALFORD. Population in 1861, 390,815.

4 weeks ending 27th June.	5 Weeks ending 1st. August.	4 Weeks ending 20th August.	TOTAL.	DISEASES.	4 Weeks ending 27th June.	5 Weeks ending 1st. August.	4 Weeks ending 20th August.	TOTAL.
120	115	61	296 Small-pox	187	131	76	394
13	11	7	31 Chicken-pox	21	18	15	54
71	38	33	142 Measles	110	72	33	215
59	57	73	189 Scarlatina	85	168	197	450
5	5	13	23 Diphtheria	2	3	4	9
37	42	26	105	.. Whooping-cough ..	75	104	62	241
2	1	2	5 Croup	2	10	5	17
306	2109	2754	5169 Diarrhoea .. .	201	632	768	1601
1	3	1	5 Dysentery	8	54	31	93
..	1	..	1 Cholera
27	30	21	78 Erysipelas	31	51	39	121
.. Puerperal Fever
13	17	15	45 Insanity	44	30	33	107
472	425	357	1254	Bronchitis and Catarrh	872	885	596	2353
10	10	8	28 Pleurisy }	75	92	47	214
18	26	21	65	... Pneumonia .. }				
2	4	10	16 Carbuncle
3868	4977	3975	12820	{ Accidents, and all } { other Diseases }	4754	6022	4423	15199
5024	7871	7377	20272 TOTAL	6467	8272	6329	21068

SUMMARY OF THE WEEK.

DISEASES.—*The extent to which they prevailed in the Pauper, Charitable, and Public Institutions of Manchester and Salford.*

The number of new cases of disease that came under the notice of the medical officers connected with the various Public Institutions amounted last week to 1,571, or 119 less than in the preceding week, and 247 more than in the corresponding week of last year. Scarlet Fever still continues prevalent, the number of cases (53) exactly corresponding with that of the preceding week; no less than 12 of these occurred in St. George's District, Hulme. Among the other diseases which appear to be gaining ground we may refer to Erysipelas and Continued Fever. Of the latter disease 46 cases are said to have occurred, or 10 more than in the previous week: of this number 5 are designated as cases of "Typhus," 4 of them occurring in one of the Out-patient Districts of the Infirmary. As the season advances we find more consumptive patients applying for relief, the number last week being 58, or 16 more than in the week ending September the 5th. Under Bronchitis and the kindred affections of the chest we likewise see an increase from a similar cause. It is satisfactory to observe that Small-pox appears to be gradually dying out, only 10 cases having presented themselves during the week.

DEATHS.—*The Number registered in Manchester and Salford, and their causes.*

Last week the number of deaths amounted to 264 and the births to 270. This excess of births over deaths is remarkably small, but the same tendency has manifested itself for some weeks; thus, during the last three weeks, the births exceeded the deaths by only 32, whereas in the three corresponding weeks of last year they were in excess by no less a number than 275. This fact denotes a highly unsatisfactory state of the public health. As regards the diseases that proved most fatal we would especially direct attention to Scarlet Fever, which carried off 38 persons, of whom 9 died in the Hulme, and 7 in the London Road Districts. It is interesting to observe that the Registrar General refers to the prevalence of this disease in the Metropolis, no less than 124 fatal cases having occurred. Such a rate of mortality, however, if we consider the relative numbers of the populations of Manchester and London, is not more than half as great as that which prevails among ourselves. The deaths from Diarrhoea, which a fortnight ago amounted to 80, fell last week to 55. In London, likewise, this disorder has decreased since July from 233 to 93. The temperature of the week was 3.5° below the average of the last fourteen years. The rain fall during the week amounted to 1 inch.

COMMITTEE ROOMS,
33, PALL MALL, MANCHESTER.

JOHN ED. MORGAN, M.B., M.A.,
Hon. Sec. Manchester and Salford Sanitary Association.

HEALTH AND METEOROLOGY OF MANCHESTER

COMMUNICATED TO THE

Manchester and Salford Sanitary Association.

WEEKLY RETURN.

Vol. III.] WEEK ENDING SATURDAY, SEPTEMBER 19, 1863. [No. 164.

METEOROLOGICAL OBSERVATIONS, TAKEN AT MANCHESTER AND THE NEIGHBOURHOOD.

	Royal Infirmary, M. R. DAY, Esq.	Old Trafford, G. V. VERNON, Esq.	Thelwall, J. ATKINSON, Esq.	Eccles, T. MACKERETH Esq.	Royton, J. HEAP, Esq.	Bowdon, L. W. REYNOLDS Esq.
Barometer.						
Mean @ 32° F., and reduced to sea level	INS. 30·098	INS. 30·023	INS. 30·018	INS. 30·014	INS. 30·004	INS. —
Highest	30·250	30·240	30·280	30·240	29·770	—
Lowest	29·562	29·393	29·416	29·360	28·892	—
Range	0·688	0·847	0·864	0·880	0·878	—
Temperature.						
Adopted Mean	54·6	54·9	54·4	54·5	52·8	54·0
Range for Week	13·0	17·2	18·2	17·9	20·7	17·5
Daily Range	9·0	12·0	11·0	12·3	13·1	12·0
Maximum in Shade	63·0	64·0	64·0	63·8	62·5	63·0
Minimum in Shade	50·0	46·8	45·8	45·9	41·8	45·5
Maximum in Sun	—	84·8	83·7	83·6	72·8	—
Maximum in Sun: Black bulb in Vacuo	—	88·2	106·3	100·5	—	—
Minimum on Grass	—	35·0	41·5	44·2	37·6	—
Temperature in Ground at surface	—	52·45	—	—	—	—
Temperature 6 inches below	—	52·98	—	—	—	—
Temperature 12 inches below	—	54·05	—	—	—	—
Temperature of Evaporation	51·1	51·9	51·0	50·6	50·2	50·8
Temperature of Dew Point	47·8	49·0	47·7	46·9	47·6	47·7
Temperature of Air—Dew Point	6·8	5·9	6·7	7·6	5·2	6·3
Hygrometrical condition of the Atmosphere.						
Weight of Vapour in a cubic foot of Air	GRS. 3·74	GRS. 3·98	GRS. 3·72	GRS. 3·63	GRS. 3·73	GRS. 3·73
Required to Saturate do	1·06	0·90	1·05	1·17	0·94	0·98
Weight of a cubic foot of Air	539·3	537·4	540·3	537·7	533·3	—
Degree of Humidity (Saturation—1,000)	0·770	0·800	0·776	0·751	0·824	0·780
Water in a vertical column of the Atmosphere	INS. 4·60	INS. 4·81	INS. 4·57	INS. 4·45	INS. 4·56	INS. 4·57
Elastic force of Vapour	0·333	0·348	0·331	0·322	0·330	0·331
Clouds (Covered—10 Clear—0)	—	7·8	6·5	7·9	8·2	—
Prevailing Winds	—	S, SW	W, SW	W, SW	W, SW	—
Rain	—	0·428	0·491	0·493	0·740	0·396
Days on which it fell	—	2	2	2	4	2
Ozonometer.						
Moffat (0—10)	—	2·43	—	0·78	—	—
Schonbein (0—10)	—	1·71	5·4	—	3·42	—
Daily Evaporation	INS. 0·094	INS. 0·083	INS. 0·093	INS. 0·103	INS. 0·070	INS. 0·081
Weekly Evaporation	0·658	0·581	0·651	0·721	0·490	0·567

There were 4 barometric oscillations during the week, the amount being 1·014 inches. There were 3 temperature oscillations at 9 a.m., the amount being 12·9°.

The mean temperature of the week has been about the average of the last fourteen years, and 1·3° below the corresponding week last year.

The mean temperature was the highest at Old Trafford and the lowest at Royton, although the difference is small, if except Royton, which is by far the highest station.

The degree of humidity was the highest at Royton, and the lowest at Eccles.

Ozone occurred upon 7 days at Thelwall, 5 days at Eccles, 4 days at Royton, and 3 days at Old Trafford.

JOHN HEAP,
Royton, Oldham.

MANCHESTER AND SAL

RETURN FROM PAUPER, CHARITABLE, AND PUBLIC New Cases of Disease coming under Treatment

MANCHESTER.															
Area in Statute Acres	Manchester Township 1,645														
Population in 1861	" " 185,050														
DISEASES.	POOR LAW DISTRICTS.						PUBLIC INSTITUTIONS.								
	St. Peter's	St. Andrew's	St. George's	Cathedral	St. Jude's	St. Michael's	Total of Districts.	Workhouse.	ROYAL INFIRMARY.					CHILDREN	
									In-patients.	Out-patients.	District I.	District II.	District III.	St. Mary's Hospital.	Clinical Hospital.
1	2	3	4	5	6	7	8	9	10	11	12	13	14		
Small-pox	1	1	..	2	
Chicken-pox	1	1	2	..	
Measles	1	..	1	..	1	..	3	2	1	1	
Scarlatina	4	6	2	7	6	2	27	3	3	1	8	1	
Diphtheria	
Whooping-cough	1	1	..	2	6	5	1	
Croup	1	1	
Diarrhoea.....	1	5	1	1	3	5	16	15	..	1	21	13	
Dysentery	1	1	2	3	1	1	
Continued Fever.....	*2	†1	..	‡7	..	6	16	5	§2	..	2	..	11	..	
Erysipelas	1	..	1	2	4	1	..	
Rheumatism	1	2	1	1	5	4	1	18	1	..	
Neuralgic Affections	1	1	12	
Constitutional Syphilis	10	..	7	
Phthisis	1	1	..	1	..	1	4	3	..	26	3	1	1	..	
Insanity	1	1	1	
Bronchitis, Influenza & Catarrh	2	12	11	3	7	6	41	10	..	54	..	2	1	5	
Pleurisy and Pneumonia.....	2	..	1	1	4	8	1	2	..	1	
Skin Diseases.....	..	1	6	1	..	2	10	5	..	19	2	
Dyspepsia	1	4	4	..	9	25	1	3	
Accidents and diseases not classified.....	35	14	8	8	12	11	83	25	26	309	4	8	10	53	
TOTAL	48	50	31	31	36	38	234	63	21	511	13	15	23	106	

* 1 Typhoid.

† Febricula.

‡ 4 Typhoid, 1 Typhus, and 2 Febricula.

§ 1 Typhus.

Medical Officers to whom the Associa

(1) Mr. R. M. MANN. (2) " J. BROADBENT, (3) " JOHN ARMSTRONG, (4) " J. LORIMER,	(5) Dr. JOHN MEDD, (6) " LEDWARD, (7) Mr. C. H. BRADDON, (8) " M. ROWLAND DAY,	(9) " Mr. S. M. BRADLEY, (10) " G. E. WALKER, (11) " T. M. JOHNSON, (12) "	(13) Mr. H. RUN (14) Dr. WHITE (15) Mr. W. GOLD (16) " J. TEAL
--	---	---	---

SANITARY ASSOCIATION.

REPORTS OF THE SANITARY COMMISSIONERS OF MANCHESTER AND ADJOINING DISTRICTS.

Week ending the 19th day of September, 1863.

SALFORD.					HULME.			CHORLTON.		ARDWICK.	PENDLETON AND PENDLEBURY.			Area in Statute Acres.		Population in 1861.			
..... 1,329 477 646 ..		508. 2650.....								
..... 70,967 68,209. 44,850..		21739 24,448								
POOR LAW DISTRICT		PUBLIC INSTITUTIONS.			POOR LAW DISTRICTS			Poor Law District.		Poor Law District.		Ardwick & Ancoats Dispensary.		Chorlton Union Work-house.	Total.	Corresponding Week last Year.	DISEASES.		DEATHS.
Green-gate.	Regent Road.	Workhouse.	Dispensary.	New Bailey	St. George's.	Medlock.	St. Philip's	Poor Law District.	Dispensary.	Poor Law District.	Ardwick & Ancoats Dispensary.	Chorlton Union Work-house.	Total.	Corresponding Week last Year.	DISEASES.		DEATHS.		
16	17	18	19	20	21	22	23	24	25	26	27	28	Total.	Corresponding Week last Year.	DISEASES.		DEATHS.		
..	4	2	..	1	1	2	14	3	Small-pox	1			
..	3	..	Chicken-pox			
..	2	3	12	8	Measles	1			
..	6	..	9	..	3	..	6	1	1	..	69	6	Scarlatina	5			
..	Diphtheria			
..	3	1	18	7	Whooping-cough			
..	1	1	Croup			
6	2	..	4	3	2	..	2	5	5	3	2	..	101	105	Diarrhoea	2			
..	7	14	Dysentery	1			
..	1	..	1	5	..	1	..	1	45	43	Continued Fever	1			
..	1	1	..	9	8	Erysipelas	1			
..	1	2	4	2	1	1	2	..	2	2	47	60	Rheumatism	1			
..	3	..	5	1	22	10	Neuralgic Affections			
..	3	..	1	1	4	27	29	Constitutional Syphilis	..			
1	1	1	7	2	1	..	51	43	Phthisis	6			
..	2	8	Insanity			
3	8	1	17	5	4	4	7	7	7	3	4	7	196	175	Bronchitis, Influenza, and Catarrh.....	5			
..	1	17	16	Pleurisy & Pneumonia.	1			
..	2	3	5	..	1	2	1	2	3	14	76	57	Skin Disease.....	..			
2	11	..	2	4	..	6	2	3	3	..	79	60	Dyspepsia			
9	9	7	55	2	11	7	4	8	34	..	39	25	744	627	Accidents and diseases not classified.....	23			
1	27	14	118	11	34	26	20	33	65	15	54	54	1540	1280	TOTAL.....	48			

indebted for the annexed Returns.

(17) Dr. SAMUEL BOOTH,
 (18) Mr. M. O. LARMUTH,
 (19) " J. O. BRADBURY,
 (20) " W. B. STOTT,

(21) Mr. JOHN SMITH,
 (22) Dr. ALEX. WILSON,
 (23) Mr. H. M. WILLIAMSON,
 (24) " JOSEPH FOSTER,

(25) Mr. JOHN RAYNER,
 (26) " J. V. L. WESTMACOTT,
 (27) " A. F. PENNINGTON,
 (28) " W. H. HUGHES.

Weekly Return of Births and Deaths in Manchester and Salford.

Causes of Death.	Anncoats District, Mr. Royston.	St. George's Dis., Mr. Worthington.	Market-st. Dis., Mr. A. Gardiner.	London-rd. Dis., Dr. Johns.	Deansgate Dis., Mr. Leigh.	Greenigate Dis., Mr. Bower.	Regent-rd. Dis., Mr. Tipple.	Pendleton Dis., Mr. Bowker.	Chorlton-on-M., Mr. Rowley.	Hulme Township, Mr. Sorby.	Ardwick Tnshp., Mr. Hallsforth.	TOTAL.	Corres- ponding week last year.
Small Pox	1	d1	..	2	..
Measles	1	1	..	1	..	1	..	4	2
Whooping-cough	1	1	2	1	1	..	6	5
Scarlatina	5	2	1	1	..	1	9	4	30	6
Diarrhœa	2	5	..	1	3	7	1	..	2	3	1	25	38
Fever	d1	1	e1	1	1	5	16
Diseases of the Lungs ..	9	4	2	1	..	2	4	..	7	6	3	38	38
Other causes	10	12	28	7	13	57	512	5	7	11	2	114	114
TOTAL NO. OF DEATHS.	27	24	31	16	17	22	19	6	18	33	11	224	219
TOTAL NO. OF BIRTHS.	46	32	12	16	25	16	25	20	41	60	16	309	295

a Typhus.

b 2 Inquests.

c Typhoid, aged 14 years.

d Male, aged 26 years.

Monthly Return of New Cases of Disease coming under Treatment

In 11 Charitable Institutions in
St. Marylebone, LONDON. Medical
Officer of Health, Dr. R. D. Thomson.
Population in 1861, 161,680.

At Pauper, Charitable, and Public
Institutions in MANCHESTER
and SALFORD.
Population in 1861, 390,815.

4 weeks ending 27th June.	5 Weeks ending 1st. August.	4 Weeks ending 29th August.	TOTAL.	DISEASES.	4 Weeks ending 27th June.	5 Weeks ending 1st. August.	4 Weeks ending 29th August.	TOTAL.
120	115	61	296 Small-pox	187	131	76	394
13	11	7	31 Chicken-pox	21	18	15	54
71	38	33	142 Measles	110	72	33	215
59	57	73	189 Scarlatina	55	168	197	450
5	5	13	23 Diphtheria	2	3	4	9
37	42	26	105	.. Whooping-cough ..	75	104	62	241
2	1	2	5 Croup	2	10	5	17
306	2109	2754	5169 Diarrhœa	201	632	768	1601
1	3	1	5 Dysentery	8	54	31	93
..	1	..	1 Cholera
27	30	21	78 Erysipelas	31	51	39	121
.. Puerperal Fever
13	17	15	45 Insanity ..	44	30	33	107
472	425	357	1254	Bronchitis and Catarrh	872	885	596	2353
10	10	8	28 Pleurisy	75	92	47	214
18	26	21	65	.. Pneumonia
2	4	10	16 Carbuncle
3868	4977	3975	12820	{ Accidents, and all { other Diseases }	4754	6022	4423	15199
5024	7871	7377	20272 TOTAL	6467	8272	6329	21068

SUMMARY OF THE WEEK.

DISEASES.—The extent to which they prevailed in the Pauper, Charitable, and Public Institutions of Manchester and Salford.

Last week the number of new cases of disease that occurred in connection with the various Public Institutions amounted to 1,540, or 31 less than in the preceding week: in the corresponding period of last year it was 1,280. Scarlet Fever, to which we have for several weeks been directing attention, seems to be still gaining ground, no fewer than 69 cases and 5 deaths being recorded in our returns. The St. George's District, Hulme, is the quarter in which the disease still continues most prevalent. Under Small-pox we find in the week an increase of 4 cases, as compared with the week ending September the 12th. Diarrhœa, which a few weeks ago proved unusually prevalent and severe, is gradually subsiding as the season advances, the number of cases being less by 22. Under Continued Fever it is likewise satisfactory to observe a decrease, though in the Cathedral District a serious form of the disorder appears to have set in, inasmuch as out of 7 cases 4 are stated (in an appended note) to have been due to Typhoid Fever, and one to Typhus. The occurrence of these dreaded forms of fever in this particular district will doubtless receive the attention they deserve. Cases of Rheumatism (including Rheumatic Fever, declined from 105 to 42. The mean temperature of the week was about the average of the last fourteen years; at the Royal Infirmary the adopted mean reading of the thermometer being 54·6°, at the Royal Observatory, Greenwich, 56·1°. In Manchester nearly half an inch of rain is stated to have fallen, in London none.

DEATHS.—The Number registered in Manchester and Salford, and their causes.

Last week the number of deaths amounted to 224 and the births to 309, a marked improvement upon the preceding week when 264 deaths and only 270 births were respectively registered. It is some time since we have been able to record so low a death rate. In the last week in August the deaths reached the formidable total of 314, Diarrhœa at that time prevailing with almost the severity of Cholera. The mortality from Scarlet Fever likewise fell from 33 to 30, though it still continues by far the most fatal of diseases of the zymotic class; in the Hulme District 9 deaths were again ascribed to it.—(During the last three weeks 27 persons have died in Hulme from Scarlet Fever.) The Registrar General observes in his last weekly return of the health of the metropolis that, with the exception of Consumption, it is the most fatal disease in his list. There were only 2 deaths from Small-pox.

COMMITTEE ROOMS,
33, PALL MALL, MANCHESTER.

JOHN ED. MORGAN, M.B., M.A.,
Hon. Sec. Manchester and Salford Sanitary Association.

HEALTH AND METEOROLOGY OF MANCHESTER

COMMUNICATED TO THE

Manchester and Salford Sanitary Association.

WEEKLY RETURN.

Vol. III.] WEEK ENDING SATURDAY, SEPTEMBER 26, 1863. [No. 165.

METEOROLOGICAL OBSERVATIONS, TAKEN AT MANCHESTER AND THE NEIGHBOURHOOD.

	Royal Infirmary, M. R. DAY, Esq.	Old Trafford, G. V. VERNON, Esq.	Thelwall, J. ATKINSON, Esq.	Eccles, T. MACKERRETH Esq.	Royton, J. HEAP, Esq.	Bowdon, L. W. REYNOLDS Esq.
Barometer.						
Mean @ 32° F., and reduced to sea level	INS. 29.310	INS. 29.354	INS. 29.347	INS. 29.345	INS. 29.337	INS. —
Highest.....	29.900	30.063	30.100	30.060	29.597	—
Lowest.....	28.752	28.618	28.774	28.706	28.250	—
Range.....	1.148	1.445	1.326	1.354	1.347	—
Temperature.						
Adopted Mean	48.5	48.2	47.6	48.2	46.8	47.8
Range for Week	16.0	22.3	19.0	20.8	23.1	19.0
Daily Range	10.0	13.5	12.3	13.0	13.2	12.8
Maximum in Shade	58.0	61.0	58.0	56.3	60.0	57.3
Minimum in Shade	42.0	38.7	39.0	35.5	36.9	38.3
Maximum in Sun	—	71.8	77.3	73.3	69.5	—
Maximum in Sun: Black bulb in Vacuo....	—	86.0	100.5	96.8	—	—
Minimum on Grass	—	32.0	33.1	32.9	34.0	—
Temperature in Ground at surface	—	47.88	—	—	—	—
Temperature 6 inches below	—	49.07	—	—	—	—
Temperature 12 inches below	—	51.27	—	—	—	—
Temperature of Evaporation	46.0	46.1	44.9	45.9	45.4	45.7
Temperature of Dew Point	43.3	43.8	42.0	43.3	43.8	43.4
Temperature of Air—Dew Point	5.2	4.4	5.6	4.9	3.0	4.4
Hygrometrical condition of the Atmosphere.						
Weight of Vapour in a cubic foot of Air.....	GRS. 3.20	GRS. 3.28	GRS. 3.05	GRS. 3.25	GRS. 3.28	GRS. 3.24
Required to Saturate do	0.69	0.54	0.71	0.59	0.38	0.42
Weight of a cubic foot of Air	531.9	532.6	533.0	533.4	526.6	—
Degree of Humidity (Saturation—1,000)	0.825	0.853	0.808	0.841	0.902	0.853
Water in a vertical column of the Atmosphere	INS. 3.87	INS. 3.95	INS. 3.69	INS. 3.87	INS. 3.95	INS. 3.98
Elastic force of Vapour.....	0.280	0.286	0.267	0.280	0.286	0.281
Clouds (Covered—10 Clear—0).....	—	6	5.9	7.9	6.3	—
Prevailing Winds	—	S, S.W	S, S.W	W, S.W	W, S.W	—
Rain	—	2.066	1.454	1.735	2.370	1.289
Days on which it fell.....	—	6	6	7	7	6
Ozonometer.						
Moffat (0—10)	—	2.43	—	0.93	—	—
Schonbein (0—10)	—	2.28	4.00	—	2.12	—
Daily Evaporation.....	INS. 0.062	INS. 0.052	INS. 0.063	INS. 0.058	INS. 0.035	INS. 0.052
Weekly Evaporation.....	0.434	0.364	0.411	0.406	0.245	0.364

There were 3 barometric oscillations during the week, the amount being 2.025 inches. There were 6 temperature oscillations at 9 a.m., the amount being 17.9°.

The mean temperature of the week has been 5.2° below the average of the last fourteen years, and 7.3° below the corresponding week last year, and colder than any week in September during the last fourteen years.

There was lightning at 9 p.m., in the south-west, upon the 22nd, during the minimum reading of the barometer.

The low reading at the commencement of the week was not attended with any great atmospheric disturbance.

The stations, in the order of mean temperature for the week, stand as follows:—Royal Infirmary, highest; Old Trafford and Eccles, equal; Bowdon, Thelwall, and Royton, lowest.

The degree of humidity was the highest at Royton, and the lowest at Thelwall.

Ozone occurred upon 7 days at Thelwall, 4 days at Eccles, 4 days at Royton, and 2 days at Old Trafford.

JOHN HEAP,

Royton, Oldham

MANCHESTER AND SALFORD

RETURN FROM PAUPER, CHARITABLE, AND PUBLIC INSTITUTIONS New Cases of Disease coming under Treatment in 1861

MANCHESTER.														
Area in Statute Acres	Manchester Township 1,645													
Population in 1861	" " 185,050													
DISEASES.	POOR LAW DISTRICTS.							PUBLIC INSTITUTIONS.						
	St. Peter's	St. Andrew's	St. George's	Cathedral	St. Jude's	St. Michael's	Total of Districts.	Workhouse.	ROYAL INFIRMARY.			CHILDREN		
									In-patients.	Out-patients.	District I.	District II.	District III.	St. Mary's Hospital.
1	2	3	4	5	6	7	8	9	10	11	12	13	14	
Small-pox	3	3	2
Chicken-pox	2
Measles	1	1	1	1
Scarlatina	1	4	..	5	8	2	20	..	1	..	2	1	6	5
Diphtheria
Whooping-cough	i	1	..	6	..	1	..	2	2
Croup	1	1
Diarrhœa.....	..	7	5	2	3	1	18	19	1	10
Dysentery	1	1	3	1
Continued Fever.....	*1	2	1	5	9	10	+4	..	2	3	7	..
Erysipelas	2	2	7
Rheumatism	1	4	4	2	11	7	1	28	3	1	..	2
Neuralgic Affections	1	1	..	1	15	2
Constitutional Syphilis	13	1	5
Phthisis	1	1	..	1	2	..	5	2	..	31	1	3	1	1
Insanity	1
Bronchitis, Influenza & Catarrh	5	9	7	6	7	5	39	9	..	61	..	1	1	7
Pleurisy and Pneumonia....	..	1	2	1	1	..	5	6	2	1	1	2
Skin Diseases.....	..	4	..	2	2	..	8	10	..	12	5
Dyspepsia	1	1	4	1	7	..	1	21	3
Accidents and diseases not classified.....	31	12	12	11	6	18	90	41	25	249	10	8	8	44
TOTAL	41	44	27	35	37	36	220	93	34	460	20	19	29	85

* Febricula.

+ 3 Typhus.

Medical Officers to whom the Association are indebted for their assistance.

- | | | | |
|--|---|---|--|
| (1) Mr. R. M. MANN.
(2) „ J. BROADBENT,
(3) „ JOHN ARMSTRONG,
(4) „ J. LORIMER, | (5) Dr. JOHN MEDD,
(6) „ LEDWARD,
(7) Mr. C. H. BRADDON,
(8) „ M. ROWLAND DAY, | (9) „
(10) Mr. S. M. BRADLEY,
(11) „ G. E. WALKER,
(12) „ T. M. JOHNSON, | (13) Mr. H. RUN
(14) Dr. WHITE
(15) Mr. W. GOL
(16) „ J. TEAL |
|--|---|---|--|

SANITARY ASSOCIATION.

REPORTS OF MANCHESTER AND ADJOINING DISTRICTS.

Week ending the 26th day of September, 1863.

SALFORD.				HULME.			CHORLTON.		ARDWICK	PENDLETON AND PENDLEBURY.			Area in Statute Acres. Population in 1861.		DISEASES.	DEATHS.
1,329				477			646		508	2650						
70,967				68,209			44,850		21739	24,448						
POOR LAW DISTRICT	PUBLIC INSTITUTIONS.			POOR LAW DISTRICTS			Poor Law District.	Dispensary.	Poor Law District.	Ardwick & Ancats Dispensary.	Chorlton Union Work-house.	Total.	Corresponding Week last Year.			
	Regent Road.	Workhouse.	Dispensary.	New Bailey	St. George's.	Medlock.										St. Philip's
17	18	19	20	21	22	23	24	25	26	27	28					
..	..	1	..	1	2	1	3	13	8	Small-pox	
..	2	..	Chicken-pox	
..	..	2	2	8	8	Measles	
..	..	2	..	4	3	1	4	7	1	4	..	62	5	Scarlatina	7	
..	Diphtheria	
..	..	1	5	2	21	17	Whooping-cough	1	
..	..	1	2	3	Croup	1	
1	..	3	1	..	5	1	3	4	3	3	..	79	82	Diarrhoea	3	
..	..	1	1	1	8	10	Dysentery	
1	..	4	..	3	2	1	1	1	..	49	50	Continued Fever	1	
..	1	1	..	1	15	7	Erysipelas	
1	1	3	2	..	2	..	1	3	..	2	2	70	65	Rheumatism	
1	2	1	23	11	Neuralgic Affections	
..	..	3	1	1	1	1	2	28	37	Constitutional Syphilis	..	
2	1	3	2	1	1	1	55	47	Phthisis	7	
1	..	1	2	5	2	Insanity	1	
13	3	8	4	6	2	5	6	3	..	5	4	186	189	Bronchitis, Influenza, and Catarrh	7	
2	1	1	21	18	Pleurisy & Pneumonia.	..	
2	6	5	2	..	1	3	3	..	4	66	88	Skin Disease.....	1	
..	..	9	1	1	4	1	4	5	..	4	..	64	82	Dyspepsia	
11	7	65	4	7	14	4	3	47	3	40	35	733	674	Accidents and diseases not classified.....	27	
35	19	113	12	23	39	13	24	83	20	61	51	1510	1403	TOTAL.....	56	

Indebted for the annexed Returns.

(17) Dr. SAMUEL BOOTH,
 (18) Mr. M. O. LARMUTH,
 (19) " J. O. BRADBURY,
 (20) " W. B. STOTT,

(21) Mr. JOHN SMITH,
 (22) Dr. ALEX. WILSON,
 (23) Mr. H. M. WILLIAMSON
 (24) " JOSEPH FOSTER,

(25) Mr. JOHN RAYNER,
 (26) " J. V. L. WESTMACOTT,
 (27) " A. F. PENNINGTON,
 (28) " W. H. HUGHES.

Weekly Return of Births and Deaths in Manchester and Salford.

Causes of Death.	Ancoats District, Mr. Royston.	St. George's Dis., Mr. Worthington.	Market-st. Dis., Mr. A. Gardiner.	London-rd. Dis., Dr. Johns.	Deansgate Dis., Mr. Leiga.	Greenigate Dis., Mr. Bower.	Regent-rd. Dis., Mr. Tipple.	Pendleton Dis., Mr. Bowker.	Chorlton-on-M., Mr. Rowley.	Hulme Township, Mr. Sorby.	Ardwick Tnshp., Mr. Hallsworth.	TOTAL.	Corresponding week last year.
Small Pox	1	c1	2	..
Measles	1	1	1	3	5
Whooping-cough.....	1	1	1	7	6
Scarlatina	10	6	1	3	4	3	4	16	3	52	4
Diarrhoea	6	4	1	1	4	1	1	3	1	29	36
Fever	2	a2	1	1	3	..	9	8
Diseases of the Lungs ..	7	1	..	5	..	7	1	7	1	31	39
Other causes.....	10	10	26	7	6	58	8	7	6	16	4	108	96
TOTAL NO. OF DEATHS.	35	26	31	16	14	20	17	12	15	45	10	241	197
TOTAL NO. OF BIRTHS.	19	28	16	18	22	28	24	22	30	71	20	298	367

a Typhus.

b 1 Inquest.

c not Vaccinated.

Monthly Return of New Cases of Disease coming under Treatment

*In 11 Charitable Institutions in
St. Marylebone, LONDON. Medical
Officer of Health, Dr. R. D. Thomson.
Population in 1861, 161,680.*

*At Pauper, Charitable, and Public
Institutions in MANCHESTER
and SALFORD.
Population in 1861, 390,815.*

4 weeks ending 27th June.	5 Weeks ending 1st. August.	4 Weeks ending 29th August.	TOTAL.	DISEASES.	4 Weeks ending 27th June.	5 Weeks ending 1st. August.	4 Weeks ending 9th August.	TOTAL.
120	115	61	296 Small-pox	187	131	76	394
13	11	7	31 Chicken-pox	21	18	15	54
71	38	33	142 Measles	110	72	33	215
59	57	73	189 Scarlatina	85	168	197	450
5	5	13	23 Diphtheria ...	2	3	4	9
37	42	26	105	.. Whooping-cough ..	75	104	62	241
2	1	2	5 Croup	2	10	5	17
306	2109	2754	5169Diarrhoea... ..	201	632	768	1601
1	3	1	5 Dysentery	8	54	31	93
..	1	..	1 Cholera
27	30	21	78 Erysipelas	31	51	39	121
.. Puerperal Fever
13	17	15	45 Insanity	44	30	33	107
472	425	357	1254	Bronchitis and Catarrh	872	885	596	2353
10	10	8	28 Pleurisy }	75	92	47	214
18	26	21	65	.. Pneumonia .. }				
2	4	10	16 Carbuncle				
3868	4977	3975	12820	{ Accidents, and all other Diseases }	4754	6022	4423	15199
5024	7871	7377	20272 TOTAL	6467	8272	6329	21068

SUMMARY OF THE WEEK.

DISEASES.—*The extent to which they prevailed in the Pauper, Charitable, and Public Institutions of Manchester and Salford.*

The number of new cases of disease that occurred last week in connection with the various Public Institutions amounted to 1,510, a considerable decrease on the preceding week. It is satisfactory to observe, likewise, that the new cases of Diarrhoea and Scarlet Fever (two diseases to which we have so frequently of late directed attention) fell from 108 and 69 to 87 and 62 respectively. In examining the returns of the Sanitary Association it will generally be found that where the number of new cases of any particular disease exhibit a tendency to decrease, a corresponding decrease will be found in the succeeding week in the total number of deaths registered. Thus, inasmuch as fewer new cases of Scarlet Fever have been recorded in the course of the present week than in that which preceded it, we are justified in anticipating next week a similar improvement in the general death rate from this particular disease. Under Continued Fever we find an increase of 9 cases; and of 4 persons suffering from this disorder, who were admitted as in-patients of the Royal Infirmary, 3 are stated to have been cases of Typhus. At the Royal Observatory, Greenwich, the mean temperature of the air was 50.4°, and at the Royal Infirmary, Manchester, 48.5°. In London nearly 1 inch of rain is stated to have fallen; in the districts in the neighbourhood of Manchester the quantity ranged between 2½ inches at Royston, and 1¼ inch at Bowdon.

DEATHS.—*The Number registered in Manchester and Salford, and their causes.*

The number of deaths registered last week amounted to 241 and the births to 298; in the preceding week the respective numbers were 224 and 309. Of the deaths no less than 52 are attributed to Scarlet Fever, a considerably higher total than we have been called upon to record in any preceding week since the outbreak of the present severe epidemic. The Registrar General observes in his last weekly return of the births and deaths in London, that "Scarlet Fever is exceedingly prevalent, and appears to be decidedly on the increase, the deaths from it, which were in the previous week 130, rising to 148 last week." This, however, is a far less formidable Scarlet Fever death-rate than prevails among ourselves; for, had the deaths from this cause been as numerous in London as they were in Manchester, instead of being 148 they would have been about 350. The disease appears most general in the Hulme and Ancoats districts, no less than 10 deaths occurring in the latter and 18 in the former. There were 29 deaths from Diarrhoea, or 4 more than in the previous week. Small-pox proved fatal in only 2 cases, Measles in 3.

COMMITTEE ROOMS,
35, PALL MALL, MANCHESTER.

JOHN ED. MORGAN, M.B., M.A.,
Hon. Sec. Manchester and Salford Sanitary Association.

HEALTH AND METEOROLOGY OF MANCHESTER

COMMUNICATED TO THE

Manchester and Salford Sanitary Association.

WEEKLY RETURN.

VOL. III.]

WEEK ENDING SATURDAY, OCTOBER 3, 1863.

[No. 166.]

METEOROLOGICAL OBSERVATIONS, TAKEN AT MANCHESTER AND THE NEIGHBOURHOOD.

	Royal Infirmary, M. R. DAY, Esq.	Old Trafford, G. V. VERNON, Esq.	Thelwall, J. ATKINSON, Esq.	Eccles, T. MACCARTHERY Esq.	Royton, J. HEAP, Esq.	Bowdon, L. W. Reynolds Esq.
Height of barometer cistern above sea level.	130 ft.	123 ft.	96 ft.	127 ft.	527 ft.	—
Barometer.						
Mean @ 32° F., and reduced to sea level	29.699	29.687	29.681	29.684	29.642	—
Highest.....	29.890	29.920	29.916	29.870	29.419	—
Lowest.....	29.106	29.103	29.138	29.056	28.608	—
Range	0.784	0.817	0.778	0.814	0.811	—
Temperature.						
Adopted Mean	51.3	51.2	51.2	50.6	49.8	50.6
Range for Week	18.0	22.9	21.4	23.3	20.6	22.2
Daily Range.....	11.0	14.7	12.7	13.0	11.9	12.3
Maximum in Shade	62.0	62.7	61.5	60.8	59.0	62.0
Minimum in Shade	44.0	39.8	40.1	37.5	38.4	39.8
Maximum in Sun	—	75.8	76.6	77.5	66.0	—
Maximum in Sun: Black bulb in Vacuo....	—	85.8	100.5	100.6	—	—
Minimum on Grass	—	35.0	37.2	33.5	34.0	—
Temperature in Ground at surface	—	49.23	—	—	—	—
Temperature 6 inches below	—	49.69	—	—	—	—
Temperature 12 inches below	—	50.88	—	—	—	—
Temperature of Evaporation	48.6	48.7	48.9	48.3	47.8	48.4
Temperature of Dew Point	45.9	46.1	46.6	45.9	45.7	46.1
Temperature of Air—Dew Point	5.6	5.1	4.6	4.7	4.1	4.5
Hygrometrical condition of the Atmosphere.						
Weight of Vapour in a cubic foot of Air.....	3.50	3.44	3.60	3.53	3.49	3.54
Required to Saturate do	0.78	0.72	0.67	0.63	0.58	0.63
Weight of a cubic foot of Air	535.2	535.6	535.2	535.7	528.6	—
Degree of Humidity (Saturation—1,000)	0.818	0.802	0.842	0.845	0.860	0.848
Water in a vertical column of the Atmosphere	INS.	INS.	INS.	INS.	INS.	INS.
Elastic force of Vapour.....	4.27	4.31	4.44	4.27	4.24	4.31
Clouds (Covered—10 Clear—0).....	0.309	0.312	0.318	0.309	0.307	0.312
Prevailing Winds	—	SE, S	S, SW	SW, SE	SW	—
Rain	—	2.235	1.938	1.893	2.045	1.668
Days on which it fell.....	—	7	4	7	6	5
Ozonometer.						
Moffat (0—10)	—	6.43	—	0.57	—	—
Schonbein (0—10)	—	5.71	4.7	—	3.40	—
Daily Evaporation.....	INS.	INS.	INS.	INS.	INS.	INS.
Weekly Evaporation.....	0.069	0.065	0.059	0.060	0.051	0.057
	0.483	0.455	0.413	0.420	0.357	0.399

There were 6 barometric oscillations during the week, the amount being 2.193 inches. There were 6 temperature oscillations at 9 a.m., the amount being 26.4°.

The mean temperature of the week has been 2.0° below the average of the last fourteen years, and 5.9° below the corresponding week last year.

The stations, in the order of mean temperature for the week, stand as follows:—Royal Infirmary, highest; Old Trafford and Thelwall, equal; Bowdon and Eccles also equal; and Royton lowest.

The degree of humidity was the highest at Royton, and the lowest at Old Trafford.

Ozone occurred upon 7 days at Old Trafford and Thelwall, 5 days at Royton, and 2 days at Eccles.

There were thunder and lightning at 5 p.m. upon the 1st.

The fall of rain in September has been greatly in excess at all the stations, the greatest fall being at the highest station and the least fall at the lowest.

The fall of rain for September, in the order of amount, has been as follows:—

	Fall in Inches.	Days on which it Fell.
Royton	6.625	26
Old Trafford.....	5.559	24
Eccles.....	5.276	22
Bowdon	5.066	24
Thelwall	4.993	21

JOHN HEAP,

Royton, Oldham.

MANCHESTER AND SALE

RETURN FROM PAUPER, CHARITABLE, AND PUBLIC New Cases of Disease coming under Treatment 1

MANCHESTER.															
Area in Statute Acres	Manchester Township 1,645														
Population in 1861	" " 185,050														
DISEASES.	POOR LAW DISTRICTS.						PUBLIC INSTITUTIONS.								
	St. Peter's	St. Andrew's	St. George's	Cathedral	St. Jude's	St. Michael's	Total of Districts.	Workhouse.	ROYAL INFIRMARY.					CHILDREN	
									In-patients.	Out-patients.	District I.	District II.	District III.	St. Mary's Hospital.	Clinical Hospital.
1	2	3	4	5	6	7	8	9	10	11	12	13	14	15	
Small-pox	2	2
Chicken-pox	3	1
Measles	1	1
Scarlatina	4	4	..	2	2	4	16	6	2	5	2	4
Diphtheria
Whooping-cough	2	..	2	4	6	7	..
Croup
Diarrhoea	4	1	3	1	9	15	14	2
Dysentery	1	1	2	2
Continued Fever	*1	†3	*2	‡4	2	*1	23	5	*2	..	‡2	11	..
Erysipelas	1	1	2	15
Rheumatism	5	3	4	..	4	1	17	8	2	33	1	..	1
Neuralgic Affections	1	..	1	2	12	1
Constitutional Syphilis	1	2	..	3	9	..	12
Phthisis	1	..	1	3	1	6	5	..	28	1	..	2	..	1
Insanity	1	1	2	..	1
Bronchitis, Influenza & Catarrh	8	12	16	2	6	8	52	12	3	65	..	3	1	6	7
Pleurisy and Pneumonia....	3	2	..	5	1	1	3	2	1	3
Skin Diseases	1	2	3	10	..	23	1	6	4
Dyspepsia	1	4	5	1	11	21	..	4	..	2	..
Accidents and diseases not classified.....	45	16	20	15	1	18	115	37	21	260	5	5	6	52	8
TOTAL	70	43	50	33	30	48	274	89	29	499	17	15	19	100	28

* 1 Typhus. † 2 Febricula. ‡ Febricula. § Typhus.

Medical Officers to whom the Association

- | | | | |
|--|---|---|--|
| (1) Mr. R. M. MANN.
(2) " J. BROADBENT,
(3) " JOHN ARMSTRONG,
(4) " J. LORIMER, | (5) Dr. JOHN MEDD,
(6) " LEDWARD,
(7) Mr. C. H. BRADDON,
(8) " M. ROWLAND DAY, | (9) } Mr. S. M. BRADLEY,
(10) } " G. E. WALKER,
(11) } " T. M. JOHNSON,
(12) } | (13) Mr. H. RUNCOE
(14) Dr. WHITEHEAD
(15) Mr. W. GOLLAN
(16) " J. TEALE, |
|--|---|---|--|

ANITARY ASSOCIATION.

NS OF MANCHESTER AND ADJOINING DISTRICTS.

ek ending the 3rd day of October, 1863.

SALFORD.				HULME.			CHORLTON.		ARDWICK	PENDLETON AND PENDLEBURY.			Area in Statute Acres. Population in 1861.		DEATHS.
1,329				477			646		508	2650			24,448		
70,967				68,209			44,850		21739						
LAW DISTRICT	PUBLIC INSTITUTIONS.			POOR LAW DISTRICTS			Poor Law District.	Dispensary.	Poor Law District.	Ardwick & Ancoats Dispensary.	Chorlton Union Work-house.	Total.	Corresponding Week last Year.	DISEASES.	
	Regent Road.	Workhouse.	Dispensary.	New Bailey	St. George's.	Medlock.									
17	18	19	20	21	22	23	24	25	26	27	28				
..	..	1	..	2	2	2	2	..	2	13	4	Small-pox
..	1	5	1	Chicken-pox
..	1	1	2	5	5	Measles	1
..	..	10	..	10	..	1	..	4	3	2	..	65	6	Scarlatina	8
..	1	1	1	Diphtheria
..	1	18	7	Whooping-cough
..	1	Croup
..	2	..	2	1	3	2	2	3	4	3	1	70	99	Diarrhœa
..	4	10	Dysentery
3	..	3	1	..	2	..	53	61	Continued Fever	5
..	..	1	18	4	Erysipelas
..	1	4	2	1	..	2	1	2	1	2	1	79	72	Rheumatism
..	..	2	17	17	Neuralgic Affections
..	3	3	1	1	5	38	41	Constitutional Syphilis	..
..	..	8	..	1	1	1	1	..	55	54	Phthisis	4
..	2	2	8	4	Insanity
7	1	16	6	3	5	10	6	13	3	4	1	228	211	Bronchitis, Influenza, and Catarrh	3
4	..	1	2	23	15	Pleurisy & Pneumonia.	1
..	..	4	2	2	2	2	13	72	75	Skin Disease.....	..
..	..	14	1	..	2	..	2	4	2	3	..	68	67	Dyspepsia
2	12	75	3	5	10	2	12	46	3	36	29	760	742	Accidents and diseases not classified.....	17
6	23	143	14	24	24	19	27	78	23	54	54	1600	1497	TOTAL.....	39

obtained for the annexed Returns.

(17) Dr. SAMUEL BOOTH,
(18) Mr. M. O. LARMUTH,
(19) " J. O. BRADBURY,
(20) " W. B. STOTT,

(21) Mr. JOHN SMITH,
(22) Dr. ALEX. WILSON,
(23) Mr. H. M. WILLIAMSON
(24) " JOSEPH FOSTER,

(25) Mr. JOHN RAYNER,
(26) " J. V. L. WESTMACOTT,
(27) " JOHN HOLDEN,
(28) " W. H. HUGHES.

Weekly Return of Births and Deaths in Manchester and Salford.

Causes of Death.	Districts.										TOTAL.	Corresponding week last year.	
	Ancoats District, Mr. Royston.	St. George's Dis., Mr. Worthington.	Market-st. Dis., Mr. A. Gardiner.	London-rd. Dis., Dr. Johns.	Deansgate Dis., Mr. Leigh.	Greengate Dis., Mr. Lower.	Regent-rd. Dis., Mr. Tople.	Fenilton Dis., Mr. Bowker.	Chorlton-on-M., Mr. Bowley.	Hulme Township, Mr. Sorby.			Arwick Tnshp., Mr. Hallsworth.
Small Pox	1	..	1	h1	..	3	..
Measles	1	1	1	..	3	1
Whooping-cough	2	2	..	1	1	..	5	6
Scarlatina	10	4	3	4	..	1	3	1	3	15	4	55	3
Diarrhoea	5	3	1	1	..	3	1	1	2	3	..	20	28
Fever	1	5	e1	1	..	1	..	55	h1	15	12
Diseases of the Lungs ..	12	8	..	3	..	4	4	..	5	7	3	45	31
Other causes	a34	b20	15	d13	e28	4	f10	4	g16	j28	511	183	147
TOTAL NO. OF DEATHS.	62	42	20	20	37	13	21	7	27	61	19	329	228
TOTAL NO. OF BIRTHS.	42	34	16	18	10	41	20	13	32	67	23	316	290

a 19 Inquests. b 7 Inquests. c Typhoid. d 10 Inquests. e 12 Inquests. f 2 Inquests. g 3 Inquests. h Male, aged 26 years. i 1 Typhus. j 15 Inquests. k Gastric.

Monthly Return of New Cases of Disease coming under Treatment

In 11 Charitable Institutions in St. Marylebone, LONDON. Medical Officer of Health, Dr. R. D. Thomson. Population in 1861, 161,680.

At Pauper, Charitable, and Public Institutions in MANCHESTER and SALFORD. Population in 1861, 390,815.

5 Weeks ending 1st. August.	4 Weeks ending 20th. August.	4 weeks ending 26th Sept.	TOTAL.	DISEASES.	5 Weeks ending 1st. August.	4 Weeks ending 9th August.	4 Weeks ending 26th Sept.	TOTAL.
115	61	63	239	Small-pox	131	76	54	261
11	7	8	26	Chicken-pox	18	15	6	39
38	33	24	95	Measles	72	33	37	142
57	73	115	245	Scarlatina	168	197	237	602
5	13	5	23	Diphtheria	3	4	2	9
42	26	28	96	Whooping-cough ..	104	62	73	239
1	2	1	4	Croup	10	5	3	18
2109	2754	1298	6161	Diarrhoea	632	768	452	1852
3	1	2	6	Dysentery	54	31	38	123
1	1	Cholera
30	21	26	77	Erysipelas	51	39	52	142
..	Puerperal Fever
17	15	10	42	Insanity	30	33	25	88
425	357	466	1248	Bronchitis and Catarrh	885	596	724	2205
10	8	8	26	Pleurisy
26	21	13	60	Pneumonia	92	47	62	201
4	10	9	23	Carbuncle
4977	3975	3470	12422	{ Accidents, and all } { other Diseases }	6022	4423	4548	14993
7871	7377	5546	20794	TOTAL	8272	6329	6313	20914

SUMMARY OF THE WEEK.

DISEASES.—The extent to which they prevailed in the Pauper, Charitable, and Public Institutions of Manchester and Salford.

The number of new cases of disease that occurred last week in connection with the various Public Institutions of Manchester and Salford amounted to 1,600; in the preceding week the number was 1,510, and in the corresponding week of 1862 it was 1,497. Scarlet Fever still appears to rage with unabated severity, no less than 65 cases being entered in the return; in the two preceding weeks the numbers were 69 and 62 respectively. It appears most prevalent among the patients of the Salford Dispensary, and in St. George's District, Hulme. Diarrhoea, as is usually the case about this period of the year, is on the decline, 70 cases, or less than half the number met with in the beginning of September, being alone recorded. Among the remaining diseases we observe a considerable increase under Bronchitis, and this increase will probably be maintained in proportion as the weather becomes more severe; thus, last week, there were 42 more cases than in that which went before. The number of new cases of Fever amounted to 53, of which 6 are stated to have been cases of Typhus. There were 13 new cases of Small-pox. The mean temperature of the air in the week was 52.0° at the Royal Observatory, Greenwich, and 51.2° at Old Trafford. In the neighbourhood of London about 1/4 of an inch of rain was measured, in Manchester nearly 2 1/2 inches.

DEATHS.—The Number registered in Manchester and Salford, and their causes.

The number of deaths registered last week amounted to 329, and the births to 326. Of the deaths no less than 68 are said to have been cases in which an inquest was held; only a portion of them, however, actually occurred during the week. Still, even when every allowance is made, the death-rate appears decidedly high, and as yet there are no signs of any general improvement of the public health. This high mortality is in no small degree to be attributed to the wide-spread prevalence of Scarlet Fever. It proved fatal the last week in no fewer than 55 cases, or three more than in the previous week. Of these no less than 15 occurred in the Hulme, 10 in the Ancoats, and 7 in the Deansgate Districts. In London, likewise, according to the last weekly return of the Registrar General, a corresponding though less marked increase is still perceptible. There were 45 deaths from various forms of diseases of the chest, including consumption; in the preceding week there were only 31. At the same time the deaths from Diarrhoea, which in the last week in August rose to 80, fell last week to 20. From Small-pox there were only 3 deaths.

COMMITTEE ROOMS, 33, PALM MALL, MANCHESTER.

JOHN ED. MORGAN, M.B., M.A., Hon. Sec. Manchester and Salford Sanitary Association.

HEALTH AND METEOROLOGY OF MANCHESTER

COMMUNICATED TO THE

Manchester and Salford Sanitary Association.

WEEKLY RETURN.

VOL. III.] WEEK ENDING SATURDAY, OCTOBER 10, 1863. [No. 167.

METEOROLOGICAL OBSERVATIONS, TAKEN AT MANCHESTER AND THE NEIGHBOURHOOD.

	Royal Infirmary, M. R. DAY, Esq.	Old Trafford, G. V. VERNON, Esq.	Thelwall, J. ATKINSON, Esq.	Eccles, T. MACKERRETH Esq.	Royton, J. HEAP, Esq.	Bowdon, L. W. REYNOLDS Esq.
Height of barometer cistern above sea level....	130 ft.	123 ft.	96 ft.	127 ft.	527 ft.	—
Barometer.						
Mean @ 32° F., and reduced to sea level....	29.743	29.756	29.744	29.759	29.746	—
Highest.....	29.896	29.905	29.938	29.872	29.430	—
Lowest.....	29.470	29.417	29.470	29.440	29.000	—
Range.....	0.426	0.488	0.468	0.432	0.430	—
Temperature.						
Adopted Mean.....	50.6	51.3	49.5	49.7	49.1	49.8
Range for Week.....	22.0	27.5	26.2	27.7	24.2	24.8
Daily Range.....	11.0	14.9	10.3	11.0	11.3	9.8
Maximum in Shade.....	61.0	62.5	60.0	60.2	59.8	59.8
Minimum in Shade.....	39.0	35.0	33.8	32.5	35.6	35.0
Maximum in Sun.....	—	76.0	73.7	75.9	63.0	—
Maximum in Sun: Black bulb in Vacuo....	—	76.7	95.8	99.5	—	—
Minimum on Grass.....	—	31.0	29.8	29.6	31.6	—
Temperature in Ground at surface.....	—	49.51	—	—	—	—
Temperature 6 inches below.....	—	49.91	—	—	—	—
Temperature 12 inches below.....	—	51.12	—	—	—	—
Temperature of Evaporation.....	47.7	48.6	47.6	47.3	47.0	47.4
Temperature of Dew Point.....	44.6	45.8	45.5	44.7	44.7	44.8
Temperature of Air—Dew Point.....	6.0	5.5	4.0	5.0	4.4	5.0
Hygrometrical condition of the Atmosphere.						
Weight of Vapour in a cubic foot of Air.....	GRS. 3.35	GRS. 3.49	GRS. 3.47	GRS. 3.36	GRS. 3.36	GRS. 3.39
Required to Saturate do.....	0.83	0.79	0.56	0.69	0.62	0.68
Weight of a cubic foot of Air.....	534.9	536.7	538.8	533.3	531.2	—
Degree of Humidity (Saturation—1,000)....	0.806	0.818	0.866	0.839	0.854	0.842
Water in a vertical column of the Atmosphere	INS. 4.09	INS. 4.26	INS. 4.21	INS. 4.03	INS. 4.09	INS. 4.09
Elastic force of Vapour.....	0.296	0.308	0.305	0.296	0.296	0.297
Clouds (Covered—10 Clear—0).....	—	8.7	7.1	8.5	7.1	—
Prevailing Winds.....	—	NE	E, SE	NE, SE	SE	—
Rain.....	—	1.034	1.333	1.136	1.010	1.351
Days on which it fell.....	—	6	5	6	6	6
Ozonometer.						
Moffat (0—10).....	—	0.43	—	0.35	—	—
Schonbein (0—10).....	—	0.28	4.2	—	3.2	—
Daily Evaporation.....	INS. 0.063	INS. 0.070	INS. 0.050	INS. 0.061	INS. 0.033	INS. 0.061
Weekly Evaporation.....	0.441	0.490	0.350	0.427	0.371	0.427

There were 5 barometric oscillations during the week, the amount being 0.852 inches. There were 4 temperature oscillations at 9 a.m., the amount being 23.3°.

The mean temperature of the week has been 1.3° above the average of the last fourteen years, and exactly the same as the corresponding week last year.

The mean temperature was the highest at Old Trafford and the lowest at Royton.

The degree of humidity was the highest at Thelwall, and the lowest at the Royal Infirmary.

Ozone occurs upon 6 days at Thelwall, 3 days at Royton, 2 days at Eccles, and 1 day at Old Trafford.

JOHN HEAP,
Royton, Oldham.

MANCHESTER AND SAFFOLD

RETURN FROM PAUPER, CHARITABLE, AND PUBLIC INSTITUTIONS New Cases of Disease coming under Treatment During the Year 1861

MANCHESTER.																
Area in Statute Acres	Manchester Township 1,645															
Population in 1861	" " 185,050															
DISEASES.	POOR LAW DISTRICTS.						PUBLIC INSTITUTIONS.									
	St. Peter's	St. Andrew's	St. George's	Cathedral	St. Jude's	St. Michael's	Total of Districts.	Workhouse.	ROYAL INFIRMARY.					CHILDREN		City Gaol.
									In-patients.	Out-patients.	District I.	District II.	District III.	St. Mary's Hospital.	Clinical Hospital.	
1	2	3	4	5	6	7	8	9	10	11	12	13	14	15		
Small-pox	1	1	2	1	1	1	..	1	1	..	1	..
Chicken-pox
Measles	1	1	2	..
Scarlatina	3	4	..	4	3	6	20	2	4	4	7	4	..
Diphtheria	1
Whooping-cough	2	3	3	2	2	..	12	7	5	3	..
Croup
Diarrhoea	6	2	..	4	2	14	3	..	17	3	16	3	..
Dysentery	1	1	2	3	1	..
Continued Fever	*5	3	+7	1	+6	22	4	6	..	2	2	5	6
Erysipelas	1	1	2	1	..	14	1
Rheumatism	3	6	2	6	2	1	20	6	2	39	1	1	3	2
Neuralgic Affections	15	..	2	1	..	2	..
Constitutional Syphilis	1	1	2	9	..	15	..	1	2	..
Phthisis	1	2	2	3	2	..	10	1	..	33	1	1	2	..
Insanity	1	1	1
Bronchitis, Influenza & Catarrh	5	25	15	9	7	..	61	9	..	59	2	3	2	9	13	2
Pleurisy and Pneumonia	3	..	1	..	1	1	6	1	..	4	1
Skin Diseases	3	3	2	8	3	..	26	3	2	..
Dyspepsia	2	..	1	4	1	8	37	1	3	4	2
Accidents and diseases not classified	43	45	11	22	10	13	144	34	32	246	4	13	12	56	7	2
TOTAL	64	103	41	56	37	34	335	73	41	516	12	28	35	106	46	8

* 4 Febricula. + Febricula. † 2 Typhus.

Medical Officers to whom the Association are indebted for their assistance

(1) Mr. R. M. MANN.	(5) Dr. JOHN MEDD,	(9) Mr. S. M. BRADLEY,
(2) " J. BROADBENT,	(6) " LEDWARD,	(10) " G. E. WALKER,
(3) " JOHN ARMSTRONG,	(7) Mr. C. H. BRADDON,	(11) " T. M. JOHNSON,
(4) " J. LORIMER,	(8) " M. ROWLAND DAY,	(12) " " " "
		(13) Mr. H. RUNCORN
		(14) Dr. WHITEHEAD
		(15) Mr. W. GOLLANI
		(16) " J. TEALE,

ANITARY ASSOCIATION.

NS OF MANCHESTER AND ADJOINING DISTRICTS.

Week ending the 10th day of October, 1863.

SALFORD.				HULME.			CHORLTON.		ARDWICK	PENDLETON AND PENDLEBURY.			Area in Statute Acres. Population in 1861.		DEATHS.	
1,329				477.....			646...		508.	2650.....			24,448			
70,967.				68,209. ..			44,850..		21739			
LAW DISTRICT	PUBLIC INSTITUTIONS.			POOR LAW DISTRICTS			Poor Law District.	Dispensary.	Poor Law District.	Ardwick & Ancoats Dispensary.	Chorlton Union Work-house.	Total.	Corresponding Week last Year.	DISEASES.		
	Regent Road.	Workhouse.	Dispensary.	New Bailey	St. George's.	Medlock.										St. Philip's
17	18	19	20	21	22	23	24	25	26	27	28					
..	1	5	1	1	3	3	..	1	23	6	Small-pox	1	
..	1	Chicken-pox	
..	1	2	..	1	1	..	8	9	Measles	
..	..	10	..	3	7	3	3	6	3	3	..	79	8	Scarlatina	13	
..	1	2	3	Diphtheria	
..	2	29	12	Whooping-cough	1	
..	3	Croup	
1	1	2	5	1	3	3	3	..	76	104	Diarrhoea	2	
..	6	15	Dysentery	
1	..	4	..	1	1	2	..	58	54	Continued Fever	i	
..	1	19	7	Erysipelas	
..	..	4	2	..	1	..	3	4	1	3	3	95	75	Rheumatism	
2	..	2	25	13	Neuralgic Affections	
1	2	2	2	1	1	5	43	27	Constitutional Syphilis	..	
..	..	6	3	2	2	1	63	53	Phthisis	6	
..	3	5	10	7	Insanity	
6	2	11	4	3	5	9	3	14	..	4	..	225	248	Bronchitis, Influenza, and Catarrh.....	4	
..	..	2	14	23	Pleurisy & Pneumonia.	..	
3	13	6	5	2	3	..	12	86	64	Skin Disease.....	..	
..	1	11	2	4	2	3	4	4	..	87	69	Dyspepsia	
2	10	61	1	14	9	1	8	36	..	34	13	764	805	Accidents and diseases not classified.....	16	
3	33	121	12	22	34	19	22	79	23	57	40	1712	1606	TOTAL.....	44	

bted for the annexed Returns.

(17) Dr. SAMUEL BOOTH,
(18) Mr. M. O. LARMUTH,
(19) „ J. O. BRADBURY,
(20) „ W. B. STOTT,

(21) Mr. JOHN SMITH,
(22) Dr. ALEX. WILSON,
(23) Mr. H. M. WILLIAMSON
(24) „ JOSEPH FOSTER,

(25) Mr. JOHN RAYNER,
(26) „ J.V.L.WESTMACOTT,
(27) „ JOHN HOLDEN,
(28) „ W. H. HUGHES.

Weekly Return of Births and Deaths in Manchester and Salford.

Causes of Death.	Ancoats District, Mr. Royston.	St. George's Dis., Mr. Worthington.	Market-st. Dis., Mr. A. Gardiner.	London-rd. Dis., Dr. Johns.	Deansgate Dis., Mr. Leigh.	Greengate Dis., Mr. Bower.	Regent-rd. Dis., Mr. Tappin.	Pendleton Dis., Mr. Bowker.	Chorlton-on-M., Mr. Rowley.	Hulme Township, Mr. Sorby.	Aradwick Tnshp., Mr. Hallsworth.	TOTAL.	Corres- ponding week last year.
Small Pox	1	c1	d1	..	3	..
Measles	1	..	1	..	2	4	3
Whooping-cough.....	1	1	4	6
Scarlatina.....	6	8	1	2	5	2	..	4	7	11	3	49	2
Diarrhoea	2	3	1	1	2	3	1	3	1	17	21
Fever	1	a1	b2	1	..	1	1	..	a1	1	..	9	6
Diseases of the Lungs ..	13	4	1	5	..	7	1	..	7	6	3	47	33
Other causes.....	10	8	11	9	10	5	9	7	4	11	7	91	116
TOTAL NO. OF DEATHS.	33	21	15	22	16	17	15	16	22	33	14	224	187
TOTAL NO. OF BIRTHS.	25	27	17	22	15	27	9	11	26	59	10	248	305

a Typhus. b 1 Typhus, and 1 Typhoid. c Vaccinated nine months ago without effect. d Male, aged 21 years.

Monthly Return of New Cases of Disease coming under Treatment

In 11 Charitable Institutions in
St. Marylebone, LONDON. Medical
Officer of Health, Dr. R. D. Thomson.
Population in 1861, 161,680.

At Pauper, Charitable, and Public
Institutions in MANCHESTER
and SALFORD.
Population in 1861, 390,815.

5 Weeks ending 1st. August.	4 Weeks ending 29th August.	4 weeks ending 26th Sept.	TOTAL.	DISEASES.	5 Weeks ending 1st. August.	4 Weeks ending 30th August.	4 Weeks ending 26th Sept.	TOTAL.
115	61	63	239 Small-pox	131	76	54	261
11	7	8	26 Chicken-pox	18	15	6	39
38	33	24	95 Measles	72	33	37	142
57	73	115	245 Scarlatina	168	197	237	602
5	13	5	23 Diphtheria	3	4	2	9
42	26	28	96	.. Whooping-cough ..	104	62	73	239
1	2	1	4 Croup	10	5	3	18
2109	2754	1298	6161 Diarrhoea.....	632	768	452	1852
3	1	2	6 Dysentery	54	31	38	123
1	1 Cholera
30	21	26	77 Erysipelas	51	39	52	142
.. Puerperal Fever
17	15	10	42 Insanity	30	33	25	88
425	357	466	1248	Bronchitis and Catarrh	885	596	724	2205
10	8	8	26 Pleurisy
26	21	13	60	... Pneumonia .. }	92	47	62	201
4	10	9	23 Carbuncle
4977	3975	3470	12422	{ Accidents, and all other Diseases }	6022	4423	4548	14993
7871	7377	5516	20794 TOTAL	8272	6329	6313	20914

SUMMARY OF THE WEEK.

DISEASES.—The extent to which they prevailed in the Pauper, Charitable, and Public Institutions of Manchester and Salford.

Last week 1,710 new cases of disease occurred in connection with the various Public Institutions; in the preceding week the number was 1,600, and in the corresponding one of last year 1,606. Of particular diseases Scarlet Fever still continues to gain ground, the number of cases (79) being higher than in any preceding week since the commencement of the epidemic. It appears at the present time pretty evenly distributed among the several districts and institutions, though the greatest number of seizures has again occurred among the patients of the Salford Dispensary. During the two last weeks 20 cases have been here observed. Considering the great prevalence and fatality of Scarlet Fever, as at present met with, it is very important that attention be directed to the removal of such cases to the Workhouse and Fever Wards. In the case of Small-pox it appears that this precaution was taken to a far greater extent, and it was then really that the disease began to abate. Thus, during the present year, 131 cases of that disorder were admitted into the Manchester Workhouse, and 72 more into the Infirmary. Of the Scarlet Fever patients, however, only 10 have been sent to the latter, and 7 to the former; and this, be it remembered although the disorder has proved infinitely more fatal than Small-pox. Great care should also be taken to prevent parents from sending their children to school while diseases of an infectious character may be present in their dwellings. From this cause very numerous seizures are said to have arisen.

DEATHS.—The Number registered in Manchester and Salford, and their causes.

The number of deaths registered last week amounted to 224 and the births to 248. Thus the excess of births over deaths still continues low. In some districts, moreover, the latter appear far more numerous than the former. To Scarlet Fever 49 deaths are attributed, of which 8 occurred in the St. George's and 11 in the Hulme Districts; 17 more occurred from Diarrhoea, and 47 from Diseases of the Chest. Last week the respective numbers were 20 and 45. There were 9 fatal cases of fever, or 6 less than in the previous week, and 3 from Small-pox. At the Royal Observatory, Greenwich, the mean temperature of the air for the week was 53·3°, and at Old Trafford 51·3°, or two degrees less. In the neighbourhood of London nearly half an inch of rain is stated to have fallen, in Manchester about 1½ inch.

COMMITTEE ROOMS,
33, PALL MALL, MANCHESTER.

JOHN ED. MORGAN, M.B., M.A.,
Hon. Sec. Manchester and Salford Sanitary Association.

HEALTH AND METEOROLOGY OF MANCHESTER

COMMUNICATED TO THE

Manchester and Salford Sanitary Association.

WEEKLY RETURN.

[L. III.] WEEK ENDING SATURDAY, OCTOBER 17, 1863. [No. 168.]

METEOROLOGICAL OBSERVATIONS, TAKEN AT MANCHESTER AND THE NEIGHBOURHOOD.

	Royal Infirmary, M. R. DAY, Esq.	Old Trafford, G. V. VERNON, Esq.	Thelwall, J. ATKINSON, Esq.	Eccles, T. MACKEETH, Esq.	Royton, J. HEAP, Esq.	Bowdon, L. W. REYNOLDS, Esq.
Height of barometer cistern above sea level....	130 ft. INS.	123 ft. INS.	96 ft. INS.	127 ft. INS.	527 ft. INS.	INS.
Barometer.						
Mean @ 32° F., and reduced to sea level....	29.563	29.563	29.557	29.559	29.546	29.563
Highest.....	29.824	29.957	30.002	29.932	29.494	29.852
Lowest.....	29.198	29.189	29.202	29.160	28.728	29.082
Range.....	0.626	0.768	0.800	0.772	0.766	0.770
Temperature.						
Adopted Mean.....	52.7	52.6	52.6	52.4	52.9	52.0
Range for Week.....	13.0	16.3	15.6	13.8	16.6	15.7
Daily Range.....	10.4	12.9	11.6	10.7	10.0	10.3
Maximum in Shade.....	62.0	62.8	61.6	60.1	63.5	61.4
Minimum in Shade.....	49.0	46.5	45.0	46.3	46.9	45.7
Maximum in Sun.....	—	78.0	76.7	73.5	76.0	70.1
Minimum in Sun: Black bulb in Vacuo.....	—	79.9	97.6	102.0	—	97.0
Minimum on Grass.....	—	39.8	38.2	40.2	43.8	42.6
Temperature in Ground at surface.....	—	49.98	—	—	—	—
Temperature 6 inches below.....	—	50.49	—	—	—	—
Temperature 12 inches below.....	—	51.46	—	—	—	—
Temperature of Evaporation.....	49.6	49.9	50.5	49.2	50.5	48.9
Temperature of Dew Point.....	46.4	47.3	48.4	46.0	48.2	45.7
Temperature of Air—Dew Point.....	6.3	5.3	4.2	6.4	4.7	6.5
Hygrometrical condition of the Atmosphere.						
Weight of Vapour in a cubic foot of Air.....	GRS. 3.56	GRS. 3.71	GRS. 3.84	GRS. 3.52	GRS. 3.80	GRS. 3.48
Required to Saturate do.....	0.94	0.81	0.64	0.96	0.73	0.91
Weight of a cubic foot of Air.....	531.0	531.8	533.9	531.8	524.4	529.6
Degree of Humidity (Saturation—1,000)....	0.795	0.824	0.854	0.792	0.836	0.785
Water in a vertical column of the Atmosphere	INS. 4.37	INS. 4.52	INS. 4.70	INS. 4.30	INS. 4.67	INS. 4.24
Elastic force of Vapour.....	0.316	0.327	0.340	0.311	0.338	0.307
Clouds (Covered—10 Clear—0).....	6.3	6.4	6.7	7.7	7.6	7.4
Prevailing Winds.....	—	SE, E	SE, S	SE	SE	SE
Rain.....	—	0.853	1.611	0.942	1.270	1.197
Days on which it fell.....	—	5	6	6	5	6
Ozonometer.						
Moffat (0—10).....	—	0.86	—	0.85	—	—
Schonbein (0—10).....	—	0.86	5.5	—	5.4	4.1
Daily Evaporation.....	INS. 0.083	INS. 0.070	INS. 0.057	INS. 0.083	INS. 0.063	INS. 0.031
Weekly Evaporation.....	0.581	0.490	0.399	0.581	0.441	0.567

There were 5 barometric oscillations during the week, the amount being 1.592 inches. There were 4 temperature oscillations at 9 a.m., the amount being 11.3°.

The mean temperature of the week has been 3.2° above the average of the last fourteen years, and 2.3 above the corresponding week last year.

The mean temperature was the highest at Royton and the lowest at Bowdon.

The degree of humidity was the highest at Thelwall and the lowest at Bowdon.

Ozone occurred upon 7 days at Bowdon and Thelwall, 6 days at Eccles, 3 days at Royton, and 2 days at Old Trafford.

JOHN HEAP,
Royton, Oldham.

MANCHESTER AND SAL

RETURN FROM PAUPER, CHARITABLE, AND PUBLIC

New Cases of Disease coming under Treatment

MANCHESTER.														
Area in Statute Acres	Manchester Township 1,645													
Population in 1861	" " 185,050													
DISEASES.	POOR LAW DISTRICTS.							PUBLIC INSTITUTIONS.						
	St. Peter's	St. Andrew's	St. George's	Cathedral	St. Jude's	St. Michael's	Total of Districts.	ROYAL INFIRMARY.					CHILDREN	
								Workhouse.	In-patients.	Out-patients.	District I.	District II.	District III.	St. Mary's Hospital.
1	2	3	4	5	6	7	8	9	10	11	12	13	14	
Small-pox	1	1	3
Chicken-pox
Measles	2	..	2	1	..
Scarlatina	1	5	1	4	7	18	3	3	3	6 5
Diphtheria
Whooping-cough	2	2	..
Croup
Diarrhoea.....	..	3	2	2	3	4	14	5	..	10	14	3
Dysentery	1	1	3	2	..
Continued Fever.....	..	*1	3	*2	..	†11	17	6	‡7	1	§2	‡9	3	9 ..
Erysipelas	1	..	1	..	1	7
Rheumatism	4	11	2	2	4	2	25	7	4	10	3	1	..	1
Neuralgic Affections	8
Constitutional Syphilis	1	1	17	..	8	1	1	..	1
Phthisis	2	..	1	..	3	2	8	3	..	23	..	1	..	2 4
Insanity	1	1	2	2
Bronchitis, Influenza & Catarrh	4	16	3	11	5	5	44	21	3	39	1	1	4	12 12
Pleurisy and Pneumonia....	1	3	1	..	5	2	2	..
Skin Diseases.....	..	1	..	1	3	2	7	8	..	18	2	3 5
Dyspepsia	3	..	1	4	..	8	..	3	19	1	2 5
Accidents and diseases not classified.....	31	14	25	10	3	31	114	35	30	284	5	13	7	55 9
TOTAL	42	56	41	31	33	65	268	107	48	443	15	29	22	108 45

* 1 Febricula. † 3 Typhus. ‡ 5 Typhus. § Maculated Typhus.

Medical Officers to whom the Associates

- | | | | |
|--|---|---|---|
| (1) Mr. R. M. MANN.
(2) " J. BROADBENT,
(3) " JOHN ARMSTRONG,
(4) " J. LORIMER, | (5) Dr. JOHN MEDD,
(6) " LEDWARD,
(7) Mr. C. H. BRADDON,
(8) " M. ROWLAND DAY, | (9) }
(10) } Mr. S. M. BRADLEY,
(11) } " G. E. WALKER,
(12) } " T. M. JOHNSON, | (13) Mr. H. RUNC
(14) Dr. WHITEH
(15) Mr. W. GOLD
(16) " J. TEAL |
|--|---|---|---|

SANITARY ASSOCIATION.

REPORTS OF MANCHESTER AND ADJOINING DISTRICTS.

Week ending the 17th day of October, 1863.

SALFORD.					HULME.			CHORLTON.		ARDWICK	PENDLETON AND PENDLEBURY.			Area in Statute Acres.		DEATHS.
1,329					477			646		508	2650			24,448		
70,967					68,209			44,850		21739				Population in 1861.		
Orchardgate.	PUBLIC INSTITUTIONS.				POOR LAW DISTRICTS			Poor Law District.		Poor Law District.	Ardrick & Ancoats Dispensary.	Chorlton Union Work-house.	Total.	Corresponding Week last Year.	DISEASES.	
	Regent Road.	Workhouse.	Dispensary.	New Bailey	St. George's.	Medlock.	St. Philip's	Poor Law District.	Dispensary.							
6	17	18	19	20	21	22	23	24	25	26	27	28				
							1		1	1		4	11	6	Small-pox	1
															Chicken-pox	
			1						1	1		2	8	13	Measles	1
			5		7	1	1	12	26	3	5		98	7	Scarlatina	16
														2	Diphtheria	
						2		2					8	19	Whooping-cough	2
															Croup	
3			1	6	2	2	2	5	2		3		72	71	Diarrhœa	1
									1	1	1		9	13	Dysentery	
1			1		2						2		61	49	Continued Fever	2
			2	1					1				13	7	Erysipelas	
	3	1	1	3	1	3	3	1	3	4	4	3	90	57	Rheumatism	
1			1							1			11	14	Neuralgic Affections ..	
1			3						1		1	1	26	25	Constitutional Syphilis	
			3						1	2	3		50	41	Phthisis	5
1		1										3	9	4	Insanity	
3	7		12	4	7	8	11	7	4	4	5	4	215	259	Bronchitis, Influenza, and Catarrh	i
			2						1				12	16	Pleurisy & Pneumonia.	1
	2	4	5						2	1		5	62	56	Skin Disease.....	
1		1	9		2		3	2	1		3		60	55	Dyspepsia	
9	10	8	90	1	8	9	4	8	31	4	38	34	810	715	Accidents and diseases not classified.....	14
0	22	15	136	15	29	25	25	37	76	22	65	56	1635	1429	TOTAL.....	44

|| 6 Typhus and 3 Typhoid.

indebted for the annexed Returns.

(17) Dr. SAMUEL BOOTH,
 (18) Mr. M. O. LARMUTH,
 (19) " J. O. BRADBURY,
 (20) " W. B. STOTT,

(21) Mr. JOHN SMITH,
 (22) Dr. ALEX. WILSON,
 (23) Mr. H. M. WILLIAMSON
 (24) " JOSEPH FOSTER,

(25) Mr. JOHN RAYNER,
 (26) " J. V. L. WESTMACOTT,
 (27) " JOHN HOLDEN,
 (28) " W. H. HUGHES.

Weekly Return of Births and Deaths in Manchester and Salford.

Causes of Death.	Districts and Parishes.											TOTAL.	Corresponding week last year.
	Ancoats District, Mr. Royston.	St. George's Dis., Mr. Worthington.	Market-st. Dis., Mr. A. Gardiner.	London-rd. Dis., Dr. Johns.	Deansgate Dis., Mr. Leigh.	Greenigate Dis., Mr. Bower.	Regent-rd. Dis., Mr. Upple.	Fendleton Dis., Mr. Bowker.	Choriton-on-M., Mr. Rowley.	Hulme Township, Mr. Sorby.	Artwick Tnshp., Mr. Hallsworth.		
Small Pox	1	1	..
Measles	1	4	5	3
Whooping-cough.....	1	1	1	1	1	2	..	10	5
Scarlatina.....	9	6	1	3	4	..	7	14	..	44	2
Diarrhoea	2	2	3	2	1	10	20
Fever	a1	a1	a1	1	c1	..	d4	9	17
Diseases of the Lungs ..	5	3	..	2	..	8	1	..	5	6	2	32	54
Other causes.....	16	9	10	7	12	1	515	9	3	16	6	104	119
TOTAL NO. OF DEATHS.	33	17	15	18	13	17	24	11	17	38	12	215	220
TOTAL NO. OF BIRTHS.	39	47	8	18	29	33	38	19	33	33	23	316	267

a Typhus. b 3 Inquests. c Typhoid. d 1 Typhus, aged 5 years; 1 Rheumatic, aged 31 years.

Monthly Return of New Cases of Disease coming under Treatment

*In 11 Charitable Institutions in
St. Marylebone, LONDON. Medical
Officer of Health, Dr. R. D. Thomson.
Population in 1861, 161,680.*

*At Pauper, Charitable, and Public
Institutions in MANCHESTER
and SALFORD.
Population in 1861, 390,815.*

5 Weeks ending 1st. August.	4 Weeks ending 29th August.	4 weeks ending 26th Sept.	TOTAL.	DISEASES.	5 Weeks ending 1st. August.	4 Weeks ending 9th August.	4 Weeks ending 26th Sept.	TOTAL.
11	7	8	26 Chicken-pox	18	15	6	39
38	33	24	95 Measles	72	33	37	142
57	73	115	245 Scarletina	168	197	237	602
5	13	5	23 Diphtheria	3	4	2	9
42	26	28	96	.. Whooping-cough ..	104	62	73	239
1	2	1	4 Croup	10	5	3	18
2109	2754	1298	6161 Diarrhoea... ..	632	768	452	1852
3	1	2	6 Dysentery	54	31	38	123
1	..	1	1 Cholera
30	21	26	77 Erysipelas	51	39	52	142
.. Puerperal Fever
17	15	10	42 Insanity .	30	33	25	88
425	357	466	1248	Bronchitis and Catarrh	885	596	724	2205
10	8	8	26 Pleurisy }	92	47	62	201
26	21	13	60	.. Pneumonia .. }				
4	10	9	23 Carbuncle
4977	3975	3470	12422	{ Accidents, and all { other Diseases }	6022	4423	4548	14993
7871	7377	5546	20794 TOTAL	8272	6329	6313	20914

SUMMARY OF THE WEEK.

DISEASES.—*The extent to which they prevailed in the Pauper, Charitable, and Public Institutions of Manchester and Salford.*

The number of new cases of disease that occurred last week in connection with the Public Institutions amounted to 1,635; last week it was 1,712, or 105 more. In spite, however, of this decrease the present return is very much less satisfactory than that which preceded it. Of all diseases to which large towns are subject none are more to be dreaded than those of an infectious character, and it is in respect to these especially that we this week notice so formidable an increase. Thus, on turning to Continued Fever, we find that our contributors (who kindly point out any cases that may belong to the Typhus and Typhoid varieties of that disease) have occasion to refer to no less than 16 attacks from the former and 3 from the latter. Of the Typhus cases 3 occurred in the St. Michael's District, and all the remainder, as well as the 3 examples of Typhoid Fever, among the in and home patients of the Infirmary. Scarlet Fever, also, to which we have so frequently called attention, is still gaining ground; thus we find no fewer than 98 persons affected by it, or 19 more than in the previous week. Of this number 38 occurred in Choriton, 12 among the patients of the Poor Law District, and the remaining 26 in the Dispensary. Considering the very wide-spread prevalence of this disease, and the alarming increase in the number of cases of Typhus Fever, it is highly important that attention be directed to the removal of the sick, even though it might be necessary to open a building especially for the reception of such cases.

DEATHS.—*The Number registered in Manchester and Salford, and their causes.*

The deaths registered last week amounted to 215, and the births to 316. Thus, if we had no statistics bearing on disease, the public health might be deemed satisfactory. Of the deaths 44 are attributed to Typhus Fever, of which 14 occurred in the Hulme and 9 in the Ancoats District: 32 to Diseases of the Lungs. In the preceding week the number was 47, or 15 more, the decrease being probably due to the mildness of the weather. The mean temperature of the air was, at the Royal Observatory, Greenwich, 53° 8', or 3° 6' above the average; and at Old Trafford 52° 6'. In London about a quarter of an inch of rain fell; in this neighbourhood about three quarters of an inch.

COMMITTEE ROOMS,
33, Pall Mall, Manchester.

JOHN ED. MORGAN, M.B., M.A.,
Hon. Sec. Manchester and Salford Sanitary Association.

HEALTH AND METEOROLOGY OF MANCHESTER

COMMUNICATED TO THE

Manchester and Salford Sanitary Association.

WEEKLY RETURN.

VOL. III.] WEEK ENDING SATURDAY, OCTOBER 24, 1863. [No. 169.

METEOROLOGICAL OBSERVATIONS, TAKEN AT MANCHESTER AND THE NEIGHBOURHOOD.

	Royal Infirmary, M. R. DAY, Esq.	Old Trafford, G. V. VERNON, Esq.	Thelwall, J. ATKINSON, Esq.	Eccles, T. MACKEETH, Esq.	Royton, J. HEAP, Esq.	Bowdon, L. W. REYNOLDS, Esq.
Height of barometer cistern above sea level....	130 ft.	123 ft.	96 ft.	127 ft.	527 ft.	
Barometer.	INS.	INS.	INS.	INS.	INS.	INS.
Mean @ 32° F., and reduced to sea level....	30·111	30·078	30·085	30·094	30·041	30·085
Highest.....	30·206	30·215	30·264	30·180	29·746	30·106
Lowest.....	29·828	29·721	29·854	29·720	29·296	29·636
Range.....	0·378	0·494	0·410	0·460	0·450	0·470
Temperature.						
Adopted Mean.....	49·3	47·2	47·3	46·5	47·4	47·3
Range for Week.....	21·0	27·5	27·3	27·9	26·3	27·3
Daily Range.....	11·6	16·7	11·9	12·9	16·3	11·9
Maximum in Shade.....	60·0	59·5	60·0	58·4	58·8	60·0
Minimum in Shade.....	39·0	32·0	32·7	30·5	32·5	32·7
Maximum in Sun.....	—	71·5	72·5	80·3	73·0	72·2
Minimum on Grass.....	—	74·0	93·7	107·0	—	94·7
Maximum in Sun: Black bulb in Vacuo....	—	30·3	31·4	28·9	30·5	30·2
Minimum on Grass.....	—	47·96	—	—	—	—
Temperature in Ground at surface.....	—	48·88	—	—	—	—
Temperature 6 inches below.....	—	50·56	—	—	—	—
Temperature 12 inches below.....	—	—	—	—	—	—
Temperature of Evaporation.....	47·4	45·3	46·3	44·8	46·2	45·5
Temperature of Dew Point.....	45·3	43·2	45·2	42·9	44·9	43·6
Temperature of Air—Dew Point.....	4·0	4·0	2·1	3·6	2·5	3·7
Hygrometrical condition of the Atmosphere.						
Weight of Vapour in a cubic foot of Air.....	GRS. 3·44	GRS. 3·22	GRS. 3·44	GRS. 3·16	GRS. 3·42	GRS. 3·24
Required to Saturate do.....	0·56	0·62	0·30	0·49	0·32	0·48
Weight of a cubic foot of Air.....	544·0	546·9	545·5	547·9	538·4	546·5
Degree of Humidity (Saturation—1,000)....	0·872	0·869	0·930	0·881	0·916	0·872
Water in a vertical column of the Atmosphere	INS. 4·10	INS. 3·86	INS. 4·17	INS. 3·81	INS. 4·12	INS. 3·92
Elastic force of Vapour.....	0·303	0·279	0·302	0·276	0·298	0·284
Clouds (Covered—10 Clear—0).....	—	9·4	8·4	9·2	8·2	6·3
Prevailing Winds.....	—	SW,S	NW,SW	NW,SW	SW,NW	NW,SE
Rain.....	—	0·954	0·979	0·727	0·780	1·026
Days on which it fell.....	—	3	4	3	3	5
Ozonometer.						
Moffat (0—10).....	—	0·71	—	0·57	—	—
Schonbein (0—10).....	—	0·71	2·1	—	3·3	1·4
Daily Evaporation.....	INS. 0·049	INS. 0·046	INS. 0·025	INS. 0·041	INS. 0·030	INS. 0·043
Weekly Evaporation.....	0·343	0·322	0·175	0·287	0·210	0·301

There were 5 barometric oscillations during the week, the amount being 0·892 inches. There were 4 temperature oscillations at 9 a.m., the amount being 31·2°.

The mean temperature of the week has been 0·9° above the average of the last fourteen years, and 1·3 above the corresponding week last year.

The stations in the order of mean temperature for the week stand as follows:—Royal Infirmary, highest; Royton, Thelwall, and Bowdon equal; Old Trafford and Eccles lowest.

The degree of humidity was the highest at Thelwall and the lowest at Old Trafford.

Ozone occurred upon 5 days at Royton and Thelwall, 4 days at Bowdon and Eccles, and 1 day at Old Trafford.

JOHN HEAP,
Royton, Oldham.

MANCHESTER AND SAFFOLD

RETURN FROM PAUPER, CHARITABLE, AND PUBLIC

New Cases of Disease coming under Treatment During the Year 1861

DISEASES.	MANCHESTER.															
	Area in Statute Acres Manchester Township 1,645 Population in 1861 " " 185,050															
	POOR LAW DISTRICTS.							PUBLIC INSTITUTIONS.								
	St. Peter's	St. Andrew's	St. George's	Cathedral	St. Jude's	St. Michael's	Total of Districts.	Workhouse.	ROYAL INFIRMARY.					CHILDREN		City Gaol.
1	2	3	4	5	6	7	8	In-patients.	Out-patients.	District I.	District II.	District III.	St. Mary's Hospital.	Clinical Hospital.	15	
Small-pox	1	1	..	1
Chicken-pox
Measles	1	2	2	1	6	2
Scarlatina	2	2	..	1	3	9	17	1	2	7	7	2	..
Diphtheria
Whooping-cough	3	1	1	2	7	3	6
Croup
Diarrhoea	1	..	2	1	3	..	7	3	..	15	9	3
Dysentery	1	..	1	2	3
Continued Fever	*1	6	*2	..	+9	18	10	+3	..	+3	3	+5	10	..	1
Erysipelas	1	1	2	18	1
Rheumatism	3	13	5	3	4	4	32	13	1	43	..	1	..	1
Neuralgic Affections	1	23	1
Constitutional Syphilis	2	2	14	..	19	2
Phthisis	2	..	1	3	..	6	3	..	36	..	1	2	2
Insanity	1	1	2
Bronchitis, Influenza & Catarrh	2	11	12	9	7	7	48	17	..	60	1	3	..	14	6	..
Pleurisy and Pneumonia	1	..	1	..	1	..	3	3	2	1	5	..
Skin Diseases	2	2	3	2	1	10	8	..	34	5	8	..
Dyspepsia	2	..	3	5	39	6	3	1
Accidents and diseases not classified	33	18	14	8	5	22	100	45	29	240	8	18	9	45	8	5
TOTAL	43	52	48	36	32	56	267	115	35	536	13	28	26	107	57	9

* 1 Febricula. + 3 Typhus. † 2 Typhus and 1 Typhoid.

Medical Officers to whom the Association

- | | | | |
|--|---|---|--|
| (1) Mr. R. M. MANN.
(2) „ J. BROADBENT,
(3) „ JOHN ARMSTRONG,
(4) „ J. LORIMER, | (5) Dr. JOHN MEDD,
(6) „ LEDWARD,
(7) Mr. C. H. BRADDON,
(8) „ M. ROWLAND DAY, | (9) } Mr. S. M. BRADLEY,
(10) } „ G. E. WALKER,
(11) } „ T. M. JOHNSON,
(12) } | (13) Mr. H. RUNCORN,
(14) Dr. WHITEHEAD,
(15) Mr. W. GOLLAN,
(16) „ J. TEALE, |
|--|---|---|--|

SANITARY ASSOCIATION.

REPORTS OF THE SANITARY ASSOCIATION OF MANCHESTER AND ADJOINING DISTRICTS.

Week ending the 24th day of October, 1863.

SALFORD.				HULME.			CHORLTON.		ARD- WICK.	PENDLETON AND PENDLEBURY.					DEATHS.	
1,329				477			646		508	2650			Area in Statute Acres.			
70,967				68,209			44,850		21,739	24,448			Population in 1861.			
LAW DISTRICT	PUBLIC INSTITUTIONS.			POOR LAW DISTRICTS									Corresponding Week last Year.	DISEASES.		
	Regent Road.	Workhouse.	Dispensary.	New Bailey	St. George's.	Medlock.	St. Philip's	Poor Law District.	Dispensary.	Poor Law District.	Ardwick & Ancoats Dispensary.	Chorlton Union Work- house.				Total.
17	18	19	20	21	22	23	24	25	26	27	28					
..	..	3	..	1	1	1	1	9	2	Small-pox	2	
..	Chicken-pox	
..	..	6	3	17	18	Measles	1	
..	..	2	..	2	1	9	5	11	2	4	..	72	17	Scarlatina	10	
..	2	2	..	Diphtheria	1	
..	2	1	19	15	Whooping-cough	2	
..	5	Croup	
..	..	5	3	..	2	2	3	3	..	2	..	58	79	Diarrhoea	
..	1	..	1	7	8	Dysentery	
1	..	1	3	3	61	39	Continued Fever	3	
..	..	1	22	9	Erysipelas	1	
..	1	5	3	..	3	1	..	4	..	5	..	113	62	Rheumatism	
..	25	11	Neuralgic Affections	
..	2	1	2	..	1	4	48	30	Constitutional Syphilis	1	
1	..	3	1	..	1	3	..	3	1	64	55	Phthisis	7	
..	1	2	6	4	Insanity	
12	1	10	5	3	8	6	11	11	7	7	3	238	236	Bronchitis, Influenza, and Catarrh	6	
1	3	18	13	Pleurisy & Pneumonia.	..	
2	4	5	1	..	1	3	2	..	6	91	83	Skin Disease.....	..	
..	..	11	4	2	3	5	4	4	..	87	91	Dyspepsia	
14	5	59	2	3	8	5	8	24	..	41	35	718	648	Accidents and diseases not classified.....	19	
31	14	112	13	9	29	29	33	68	25	67	55	1675	1425	TOTAL.....	53	

Prepared for the annexed Returns.

(17) Dr. SAMUEL BOOTH,
(18) Mr. M. O. LARMUTH,
(19) " J. O. BRADBURY,
(20) " W. B. STOTT,

(21) Mr. JOHN SMITH,
(22) Dr. ALEX. WILSON,
(23) Mr. H. M. WILLIAMSON
(24) " JOSEPH FOSTER,

(25) Mr. JOHN RAYNER,
(26) " J. V. L. WESTMACOTT,
(27) " JOHN HOLDEN,
(28) " W. H. HUGHES.

Weekly Return of Births and Deaths in Manchester and Salford.

Causes of Death.	Ancoats District, Mr. Royston.	St. George's Dis., Mr. Worthington.	Market-st. Dis., Mr. A. Gardiner.	London-rd. Dis., Dr. Johns.	Deansgate Dis., Mr. Leigh.	Greengate Dis., Mr. Bower.	Regent-rd. Dis., Mr. Tople.	Fenallton Dis., Mr. Bowker.	Chorlton-on-M., Mr. Rowley.	Hulme Township, Mr. Sorby.	Ardwick Tnshp., Mr. Hallsworth.	TOTAL.	Corres- ponding week last year.
Small Pox	1	3	..	4	..
Measles	1	1	..	1	3
Whooping-cough	3	1	1	..	5	3
Scarlatina	10	5	1	12	3	1	..	3	12	7	4	62	7
Diarrhoea	3	3	1	3	..	1	..	2	1	14	23
Fever	2	3	3	1	8	4
Diseases of the Lungs ..	8	4	..	3	..	5	2	..	5	9	2	38	45
Other causes	7	15	20	7	12	610	..	10	9	19	5	121	111
TOTAL NO. OF DEATHS.	30	30	25	25	21	20	9	14	26	41	12	253	196
TOTAL NO. OF BIRTHS.	41	36	18	18	26	33	19	20	29	62	25	327	261

a Typhus. *b* 3 Inquests.

Monthly Return of New Cases of Disease coming under Treatment

*In 11 Charitable Institutions in
St. Marylebone, LONDON. Medical
Officer of Health, Dr. R. D. Thomson.
Population in 1861, 161,680.*

*At Pauper, Charitable, and Public
Institutions in MANCHESTER
and SALFORD.
Population in 1861, 390,815.*

5 Weeks ending 1st. August.	4 Weeks ending 29th August.	4 weeks ending 26th Sept.	TOTAL.	DISEASES.	5 Weeks ending 1st. August.	4 Weeks ending 9th August.	4 Weeks ending 26th Sept.	TOTAL.
115	61	63	239 Small-pox	131	76	54	261
11	7	8	26 Chicken-pox	18	15	6	39
38	33	24	95 Measles	72	33	37	142
57	73	115	245 Scarlatina	168	197	237	602
5	13	5	23 Diphtheria	3	4	2	9
42	26	28	96	.. Whooping-cough ..	104	62	73	239
1	2	1	4 Croup	10	5	3	18
2109	2754	1298	6161 Diarrhoea... ..	632	768	452	1852
3	1	2	6 Dysentery	54	31	38	123
1	1 Cholera
30	21	26	77 Erysipelas	51	39	52	142
.. Puerperal Fever
17	15	10	42 Insanity	30	33	25	88
425	357	466	1248	Bronchitis and Catarrh	885	596	724	2205
10	8	8	26 Pleurisy }	92	47	62	201
26	21	13	60	... Pneumonia .. }
4	10	9	23 Carbuncle
4977	3975	3470	12422	{ Accidents, and all { other Diseases }	6022	4423	4548	14993
7871	7377	5546	20794 TOTAL	8272	6329	6313	20914

SUMMARY OF THE WEEK.

DISEASES.—*The extent to which they prevailed in the Pauper, Charitable, and Public Institutions of Manchester and Salford.*

The number of new cases of disease that occurred last week in connection with the Public Institutions amounted to 1,675; in the corresponding week of last year it was 1,425. There were 72 new cases of Scarlet Fever, or 16 less than in the previous week; of this number 16 occurred in the Chorlton, and 12 in the Hulme Districts. 61 persons are said to have suffered from the different varieties of Fever, of which 11 are specially referred to as examples of Typhus and one of Typhoid Fever. Under Measles and Whooping Cough we in like manner observe an increase,—the respective numbers being last week 17 and 19, while in that which preceded it there were but 8 cases of each disease. With the advance of the season, as the weather becomes colder, so do the various forms of chest affections become more general and fatal; thus, in the number of Consumptive patients, we find last week an increase of 14, and in those suffering from Bronchitis and Influenza of 23 over that which preceded it. There were only 9 cases of Small-pox.

DEATHS.—*The Number registered in Manchester and Salford, and their causes.*

Last week 253 deaths and 327 births were registered in the 11 registration districts from which our returns are received; in the previous week the respective numbers were 215 and 316; of the former no less than 62 are attributed to Scarlet Fever. The mortality from this disease is the heaviest which has occurred during the course of the present epidemic. It was however to be anticipated from the very large number of new cases to which we had last week occasion to refer. Inasmuch as during last quarter about 1 case in every 8 proved fatal, we are probably not far from the mark in setting down the total number of seizures during the week at about 500. In London the number of deaths from Scarlet Fever is said by the Registrar General to have amounted to 135, which, though considerable in itself, is very far surpassed by the death-rate which prevailed among ourselves. There were 4 deaths from Small-pox and 8 from Continued Fever. At the Royal Observatory, Greenwich, the mean temperature of the air in the week was 52.5°, or 3.8° above the average; at Old Trafford it was only 47.2°, or upwards of 5 degrees less. In London the amount of rain was "hardly appreciable;" in this neighbourhood nearly an inch fell.

COMMITTEE ROOMS,
33, PALL MALL, MANCHESTER.

JOHN ED. MORGAN, M.B., M.A.,
Hon. Sec. Manchester and Salford Sanitary Association.

HEALTH AND METEOROLOGY OF MANCHESTER

COMMUNICATED TO THE

Manchester and Salford Sanitary Association.

WEEKLY RETURN.

Vol. III.] WEEK ENDING SATURDAY, OCTOBER 31, 1863. [No. 170.

METEOROLOGICAL OBSERVATIONS, TAKEN AT MANCHESTER AND THE NEIGHBOURHOOD.

	Royal Infirmery, M.R. DAY, Esq.	Old Trafford, G.V. VERNON, Esq.	Thelwall, J. ATKINSON, Esq.	Eccles, T. MACKERETH Esq.	Royton, J. HEAP, Esq.	Bowdon, L. W. Reynolds Esq.
Height of barometer cistern above sea level....	130 ft.	123 ft.	96 ft.	127 ft.	527 ft.	INS.
Barometer.						
Mean @ 32° F., and reduced to sea level....	29.624	29.627	29.586	29.593	29.565	29.598
Highest.....	30.002	30.187	30.036	29.956	29.538	29.900
Lowest.....	29.002	28.952	28.984	28.960	28.456	28.924
Range.....	1.000	1.235	1.052	0.996	1.082	0.976
Temperature.						
Adopted Mean.....	44.4	42.8	43.4	43.3	42.4	43.1
Range for Week.....	14.0	24.5	21.2	20.3	22.1	20.7
Daily Range.....	9.1	14.4	12.4	11.0	14.5	12.0
Maximum in Shade.....	53.0	57.5	55.2	54.5	55.8	55.5
Minimum in Shade.....	39.0	33.0	34.0	34.2	33.7	34.8
Maximum in Sun.....	—	70.0	65.0	66.1	61.0	67.1
Maximum in Sun: Black bulb in Vacuo....	—	73.0	75.0	82.5	—	82.8
Minimum on Grass.....	—	30.8	31.3	31.1	31.5	32.4
Temperature in Ground at surface.....	—	43.29	—	—	—	—
Temperature 6 inches below.....	—	44.13	—	—	—	—
Temperature 12 inches below.....	—	46.21	—	—	—	—
Temperature of Evaporation.....	41.9	40.3	41.7	41.3	40.7	40.8
Temperature of Dew Point.....	38.9	37.3	39.7	38.9	38.7	38.0
Temperature of Air—Dew Point.....	5.5	5.5	3.7	4.4	3.7	5.1
Hygrometrical condition of the Atmosphere.						
Weight of Vapour in a cubic foot of Air.....	GRS. 2.72	GRS. 2.58	GRS. 2.81	GRS. 2.73	GRS. 2.71	GRS. 2.63
Required to Saturate do.....	0.64	0.60	0.43	0.50	0.42	0.59
Weight of a cubic foot of Air.....	540.8	546.2	543.0	542.4	535.5	545.0
Degree of Humidity (Saturation—1,000)....	0.800	0.815	0.861	0.843	0.871	0.829
Water in a vertical column of the Atmosphere						
Elastic force of Vapour.....	INS. 3.27	INS. 3.08	INS. 3.37	INS. 3.27	INS. 3.25	INS. 3.16
Clouds (Covered—10 Clear—0).....	0.237	0.223	0.244	0.237	0.235	0.229
Prevaling Winds.....	—	S	S	SE, SW	S, SW	S, SW
Rain.....	—	2.136	1.515	1.662	1.910	1.552
Days on which it fell.....	—	5	3	5	5	5
Ozonometer.						
Moffat (0—10).....	—	2.43	—	—	—	—
Schonbein (0—10).....	—	2.14	3.4	0.85	3.2	2.8
Evaporation.						
Daily Evaporation.....	INS. 0.056	INS. 0.052	INS. 0.037	INS. 0.043	INS. 0.036	INS. 0.049
Weekly Evaporation.....	0.392	0.364	0.259	0.301	0.252	0.343

There were 8 barometric oscillations during the week, the amount being 1.865 inches. There were 5 temperature oscillations at 9 a.m., the amount being 20.4°.

The mean temperature of the week has been 2.0° below the average of the last fourteen years, and 1.7 below the corresponding week last year.

The stations in the order of mean temperature for the week stand as follows:—Royal Infirmery, highest; Thelwall, Eccles, Bowdon, Old Trafford, and Royton, lowest.

The degree of humidity was the highest at Royton and the lowest at the Royal Infirmery.

Ozone occurred upon 5 days at Bowdon, 4 days at Royton and Thelwall, and 2 days at Old Trafford and Eccles.

The fall of rain in October, in the order of amount, has been as follows:—

	Fall in Inches.	Days on which it Fell.
Thelwall.....	6.801	22
Old Trafford.....	6.242	22
Royton.....	6.205	22
Bowdon.....	6.125	25
Eccles.....	5.395	23

JOHN HEAP,
Royton, Oldham.

MANCHESTER AND SALFORD

RETURN FROM PAUPER, CHARITABLE, AND PUBLIC New Cases of Disease coming under Treatment

DISEASES.	MANCHESTER.														
	Area in Statute Acres Manchester Township 1,645 Population in 1861 " " 185,050														
	POOR LAW DISTRICTS.							PUBLIC INSTITUTIONS.							
	St. Peter's	St. Andrew's	St. George's	Cathedral	St. Jude's	St. Michael's	Total of Districts.	Workhouse.	ROYAL INFIRMARY.					CHILDREN	
1	2	3	4	5	6	7	8	In-patients.	Out-patients.	District I.	District II.	District III.	St. Mary's Hospital.	Clinical Hospital.	
Small-pox	1	1	..	2	..	1	
Chicken-pox	
Measles	1	2	3	1	..	
Scarlatina	1	4	..	2	2	..	9	1	1	7	2	3	
Diphtheria	
Whooping-cough	1	1	5	4	..	
Croup	
Diarrhoea.....	..	4	3	1	2	3	13	4	..	17	5	3	
Dysentery	4	
Continued Fever.....	4	*1	..	4	9	3	‡3	..	‡1	4	‡3	1	..
Erysipelas	2	1	..	3	2	..	13	2	1	..
Rheumatism	4	7	2	1	4	..	18	9	..	39	2	..	4	1	1
Neuralgic Affections.....	1	1	22	5	
Constitutional Syphilis.....	15	..	20	1	2	
Phthisis	1	3	1	5	3	1	18	1	1	2	1	3
Insanity	1	1	6	
Bronchitis, Influenza & Catarrh	4	11	15	5	6	‡12	53	22	..	59	2	5	4	6	7
Pleurisy and Pneumonia....	2	1	2	2	7	2	1	
Skin Diseases.....	..	1	3	..	2	..	6	6	..	25	..	1	1	2	4
Dyspepsia	2	..	1	3	33	..	1	1	1	4
Accidents and diseases not classified.....	37	16	15	17	9	15	109	23	26	182	3	11	5	31	6
TOTAL	49	47	42	31	32	41	242	93	32	439	11	24	29	57	59

* Febricula. † 2 Chronic Bronchitis. ‡ Typhus § 1 Typhus.

Medical Officers to whom the Association

- | | | | |
|-----------------------|------------------------|--------------------------|--------------------|
| (1) Mr. R. M. MANN. | (5) Dr. JOHN MEDD, | (9) } Mr. S. M. BRADLEY, | (13) Mr. H. RUNCOE |
| (2) " J. BROADBENT, | (6) " LEDWARD, | (10) } " G. E. WALKER, | (14) Dr. WHITEHEAD |
| (3) " JOHN ARMSTRONG, | (7) Mr. C. H. BRADDON, | (11) } " T. M. JOHNSON, | (15) Mr. W. GOLLAN |
| (4) " J. LORIMER, | (8) " M. ROWLAND DAY, | (12) } | (16) " J. TEALE, |

ANITARY ASSOCIATION.

ONS OF MANCHESTER AND ADJOINING DISTRICTS.

Week ending the 31st day of October, 1863.

SALFORD.				HULME.			CHORLTON.		ARDWICK.	PENDLETON AND PENDLEBURY.				DEATHS.	
1,329				477			646		508	2650		Area in Statute Acres.			
70,967				68,209			44,850		21,739	24,448		Population in 1861.			
LAW DISTRICT.	PUBLIC INSTITUTIONS.			POOR LAW DISTRICTS.			POOR LAW DISTRICT.		POOR LAW DISTRICT.		Total.	Corresponding Week last Year.	DISEASES.		
	Regent Road.	Workhouse.	Dispensary.	New Bailey	St. George's.	Medlock.	St. Philip's	Poor Law District.	Dispensary.	Poor Law District.					Artwick & Ancoats Dispensary.
17	18	19	20	21	22	23	24	25	26	27	28				
..	1	1	1	8	4	Small-pox	1
..	1	Chicken-pox
..	..	2	6	20	Measles
1	..	5	2	3	10	3	4	4	..	56	16	Scarlatina	9
..	2	2	1	Diphtheria
..	1	1	12	11	Whooping-cough
..	2	Croup
..	..	1	4	1	2	2	..	1	3	2	..	60	76	Diarrhœa
..	5	10	Dysentery
..	†1	2	..	*3	1	35	53	Continued Fever	2
..	1	22	6	Erysipelas
..	1	2	1	..	2	5	89	72	Rheumatism
..	28	9	Neuralgic Affections
..	..	1	1	..	5	45	44	Constitutional Syphilis
..	1	4	1	..	2	2	3	1	..	49	64	Phthisis	4
..	1	8	4	Insanity
11	4	12	5	2	9	13	13	11	4	8	1	255	248	Bronchitis, Influenza, and Catarrh	5
..	1	11	20	Pleurisy & Pneumonia.	..
3	..	3	8	..	5	2	..	1	10	77	91	Skin Disease	1
..	..	3	1	..	4	2	5	3	6	6	..	76	81	Dyspepsia
8	7	76	3	9	11	3	8	24	11	37	25	631	706	Accidents and diseases not classified	16
23	14	109	14	17	37	23	47	49	35	61	47	1475	1539	TOTAL.....	38

debted for the annexed Returns.

(17) Dr. SAMUEL BOOTH,
 (18) Mr. M. O. LARMUTH,
 (19) " J. O. BRADBURY,
 (20) " W. B. STOTT,

(21) Mr. JOHN SMITH,
 (22) Dr. ALEX. WILSON,
 (23) Mr. H. M. WILLIAMSON
 (24) " JOSEPH FOSTER,

(25) Mr. JOHN RAYNER,
 (26) " J. V. L. WESTMACOTT,
 (27) " JOHN HOLDEN,
 (28) " W. H. HUGHES.

Weekly Return of Births and Deaths in Manchester and Salford.

Causes of Death.	Ancoats District, Mr. Royston.	St. George's Dis., Mr. Worthington.	Market-st. Dis., Mr. A. Gardiner.	London-rd. Dis., Dr. Johns.	Deansgate Dis., Mr. Leigh.	Greenigate Dis., Mr. Bower.	Regent-rd. Dis., Mr. Typple.	Pendleton Dis., Mr. Bowker.	Chorlton-on-M., Mr. Rowley.	Hulme Township, Mr. Sorby.	Arldwick Tnshp., Mr. Hallsworth.	TOTAL.	Corres- ponding week last year.
Small Pox.....	1	1	2	..
Measles.....	1	3	..
Whooping-cough.....	..	1	3	..
Scarlatina.....	9	2	..	4	2	4	..	5	4	40	6
Diarrhoea.....	1	1	1	7	8
Fever.....	1	1	a3	..	b1	1	b1	2	e1	11	3
Diseases of the Lungs ..	8	4	..	4	..	4	6	..	8	10	2	46	44
Other causes.....	12	9	8	4	10	c3	18	8	10	10	5	97	109
TOTAL NO. OF DEATHS.	30	17	13	14	14	16	25	13	26	27	14	209	175
TOTAL NO. OF BIRTHS.	48	32	19	9	21	23	18	11	14	57	12	264	322

ERRATA.—In last week's return 7 unclassified cases were omitted in Regent Road District.

a Typhus. b Typhoid. c 1 Inquest. d Aged 16 years, not vaccinated. e Gastric, aged 3 years.

Monthly Return of New Cases of Disease coming under Treatment

In 11 Charitable Institutions in
St. Marylebone, LONDON. Medical
Officer of Health, Dr. R. D. Thomson.
Population in 1861, 161,680.

At Pauper, Charitable, and Public
Institutions in MANCHESTER
and SALFORD.
Population in 1861, 390,815.

5 Weeks ending 1st. August.	4 Weeks ending 29th August.	4 weeks ending 26th Sept.	TOTAL.	DISEASES.	5 Weeks ending 1st. August.	4 Weeks ending 9th August.	4 Weeks ending 26th Sept.	TOTAL.
115	61	63	239 Small-pox	131	76	54	261
11	7	8	26 Chicken-pox	18	15	6	39
38	33	24	95 Measles	72	33	37	142
57	73	115	245 Scarlatina	168	197	237	602
5	13	5	23 Diphtheria	3	4	2	9
42	26	28	96	.. Whooping-cough ..	104	62	73	239
1	2	1	4 Croup	10	5	3	18
2109	2754	1298	6161 Diarrhoea	632	768	452	1852
3	1	2	6 Dysentery	54	31	38	123
1	1 Cholera
30	21	26	77 Erysipelas	51	39	52	142
.. Puerperal Fever
17	15	10	42 Insanity	30	33	25	88
425	357	466	1248	Bronchitis and Catarrh	885	596	724	2205
10	8	8	26 Pleurisy	92	47	62	201
26	21	13	60	... Pneumonia .. }
4	10	9	23 Carbuncle
4977	3975	3470	12422	{ Accidents, and all other Diseases }	6022	4423	4548	14993
7871	7377	5546	20794 TOTAL	8272	6329	6313	20914

SUMMARY OF THE WEEK.

DISEASES.—The extent to which they prevailed in the Pauper, Charitable, and Public Institutions of Manchester and Salford.

The number of new cases of disease that occurred last week in connection with the Public Institutions amounted to 1,475; in the preceding week it was 1,675, and in the corresponding one of last year 1,539. On turning to particular diseases we observe both in the case of Scarlet Fever and Continued Fever—the two disorders to which we have of late so frequently directed attention—a marked decrease in the number of seizures; thus—56 cases of the former and 35 of the latter are stated to have occurred—a fortnight ago the corresponding numbers were 98 and 61. Of the cases of Continued Fever, moreover, only 6 are referred to as examples of Typhus, while in the two preceding weeks 16 and 11 were respectively recorded. Thus last week's returns may be considered very much more satisfactory than any which have appeared during the last few months.

DEATHS.—The Number registered in Manchester and Salford, and their causes.

The number of deaths registered during the week amounted to 209 and the births to 264; in the preceding week the former reached the more formidable total of 253. Thus the mortality returns likewise appear more favourable than they have done of late. From Scarlet Fever there were 40 deaths, or 22 less than in the previous week. There was an increase of 8 in the deaths from Diseases of the Lungs; but, on the other hand, there were but 2 deaths from Small-pox, and 7 from Diarrhoea. In London, the last weekly return of the Registrar General was likewise, on the whole, favourable. The most remarkable return in the meteorology of the week was the amount of wind that occurred, especially during the three last days. At the Royal Observatory, Greenwich, a heavy squall on the afternoon of Friday the 30th ult. recorded a pressure of 29½ lbs. on the square foot, "being greater than any in the preceding 20 years." Whether this boisterous state of the atmosphere had any effect in dissipating the seeds of those infectious disorders which have so long prevailed it is not easy to affirm, though the decided decrease in several belonging to the zymotic order is remarkable. In the temperature of the week there was nothing very unusual; thus, in the neighbourhood of London, the mean was 45.7°, or 1.3° below the average, and at Old Trafford 42.8°, or about 3 degrees less. At Greenwich nearly half an inch of rain was measured, at Manchester about 2 inches.

COMMITTEE ROOMS,
23, PALL MALL, MANCHESTER.

JOHN ED. MORGAN, M.B., M.A.,
Hon. Sec. Manchester and Salford Sanitary Association.

HEALTH AND METEOROLOGY OF MANCHESTER

COMMUNICATED TO THE

Manchester and Salford Sanitary Association.

WEEKLY RETURN.

VOL. III.] WEEK ENDING SATURDAY, NOVEMBER 7, 1863. [No. 171.

METEOROLOGICAL OBSERVATIONS, TAKEN AT MANCHESTER AND THE NEIGHBOURHOOD.

	Royal Infirmary, M. R. DAY, Esq.	Old Trafford, G. V. VERNON, Esq.	Thelwall, J. ATKINSON, Esq.	Eccles, T. MACKEETH, Esq.	Royton, J. HEAP, Esq.	Bowdon, L. W. REYNOLDS, Esq.
Height of barometer cistern above sea level....		123 ft.	96 ft.	127 ft.	527 ft.	
Barometer.		INS.	INS.	INS.	INS.	INS.
Mean @ 32° F., and reduced to sea level....		29.804	29.804	29.815	29.805	29.803
Highest.....		30.407	30.472	30.414	29.927	30.302
Lowest.....	Unreduced }	28.745	28.770	28.654	28.253	28.613
Range.....		1.662	1.702	1.760	1.674	1.689
Temperature.						
Adopted Mean.....		43.2	43.6	42.7	41.3	43.3
Range for Week.....		28.0	29.3	30.5	29.1	27.8
Daily Range.....		14.4	9.8	12.4	11.9	9.6
Maximum in Shade.....		59.0	59.3	58.8	57.0	58.9
Minimum in Shade.....		31.0	30.0	28.3	27.9	31.1
Maximum in Sun.....		58.5	64.3	60.0	58.0	61.5
Maximum in Sun: Black bulb in Vacuo....		58.3	78.7	73.5	—	81.6
Minimum on Grass.....		24.5	24.8	24.5	24.6	26.9
Temperature in Ground at surface.....		43.10	—	—	—	—
Temperature 6 inches below.....		43.42	—	—	—	—
Temperature 12 inches below.....		44.88	—	—	—	—
Temperature of Evaporation.....		41.7	42.5	41.4	40.4	41.9
Temperature of Dew Point.....		39.9	—	39.8	39.2	40.2
Temperature of Air—Dew Point.....		3.3	—	2.9	2.1	3.1
Hygrometrical condition of the Atmosphere.						
Weight of Vapour in a cubic foot of Air.....		GRS. 2.82	GRS. 2.77	GRS. 2.85	GRS. 2.75	GRS. 2.86
Required to Saturate do.....		0.40	0.49	0.32	0.25	0.38
Weight of a cubic foot of Air.....		549.1	548.1	547.0	541.6	546.0
Degree of Humidity (Saturation—1,000)....		0.882	0.912	0.896	0.927	0.882
Water in a vertical column of the Atmosphere		INS. 3.40	INS. 3.58	INS. 3.33	INS. 3.30	INS. 3.44
Elastic force of Vapour.....		0.246	0.259	0.245	0.239	0.249
Clouds (Covered—10 Clear—0).....		9.0	8.0	9.1	8.9	8.4
Prevailing Winds.....		S, SE	SE, SW	W, SW	W, SW	W, SW
Rain.....		2.082	2.183	1.711	2.270	1.973
Days on which it fell.....		7	7	7	7	7
Ozonometer.						
Moffat (0—10).....		1.71	—	—	—	—
Schonbein (0—10).....		1.43	4.9	0.43	3.6	4.2
Daily Evaporation.....		INS. 0.033	INS. 0.025	INS. 0.029	INS. 0.021	INS. 0.031
Weekly Evaporation.....		0.231	0.175	0.203	0.147	0.217

There were 5 barometric oscillations during the week, the amount being 3.298 inches. There were 5 temperature oscillations at 9 a.m., the amount being 43.6°.

The mean temperature of the week has been 0.2° below the average of the last fourteen years, and 1.0° above the corresponding week last year.

The stations in the order of mean temperature for the week stand as follows:—Thelwall, highest; Bowdon, Old Trafford, Eccles, and Royton, lowest.

The degree of humidity was the highest at Royton, and the lowest at Old Trafford and Bowdon, which are exactly alike.

Ozone occurred upon 7 days at Thelwall, 6 days at Bowdon, 5 days at Royton, and 2 days at Old Trafford and Eccles.

JOHN HEAP,
Royton, Oldham.

MANCHESTER AND SALFORD

RETURN FROM PAUPER, CHARITABLE, AND PUBLIC INSTITUTIONS New Cases of Disease coming under Treatment During the Year 1861

DISEASES.	MANCHESTER.															
								MANCHESTER TOWNSHIP								
	Area in Statute Acres							1,645								
	Population in 1861							" " 185,050								
	POOR LAW DISTRICTS.						Total of Districts.	PUBLIC INSTITUTIONS.								
	St. Peter's	St. Andrew's	St. George's	Cathedral	St. Jude's	St. Michael's		Workhouse.	ROYAL INFIRMARY.					CHILDREN		
									In-patients.	Out-patients.	District I.	District II.	District III.	St. Mary's Hospital.	Clinical Hospital.	City Gaol.
1	2	3	4	5	6	7	8	9	10	11	12	13	14	15		
Small-pox	1	1	2	
Chicken-pox	1	1	
Measles	2	..	2	
Scarlatina	3	1	5	..	9	2	8	2	3	..	
Diphtheria	
Whooping-cough	1	1	2	4	1	..	
Croup	1	..	1	
Diarrhoea.....	..	4	..	1	6	1	12	21	1	6	2	
Dysentery	1	
Continued Fever.....	*1	*1	4	1	7	4	†4	1	..	‡5	‡4	10	..	
Erysipelas	1	1	3	..	3	3	..	1	
Rheumatism	4	4	1	1	4	1	15	4	1	31	1	2	1	2	..	
Neuralgic Affections	2	2	..	4	7	1	..	
Constitutional Syphilis	2	2	16	..	15	1	..	
Phthisis	1	1	..	3	5	3	1	23	3	1	2	2	3	
Insanity	6	
Bronchitis, Influenza & Catarrh	2	20	18	13	8	11	72	20	..	54	4	2	2	12	5	
Pleurisy and Pneumonia.....	1	3	..	
Skin Diseases.....	1	1	2	14	..	12	1	2	1	2	7	
Dyspepsia	1	4	2	7	12	2	2	1	..	1	
Accidents and diseases not classified.....	46	13	14	6	7	17	103	30	28	316	8	12	9	49	2	
TOTAL	58	47	39	29	39	33	245	104	34	497	23	26	30	91	28	7

* Febricula. † 3 Typhus and 1 Typhoid. ‡ 2 Typhus and 3 Typhoid. § 2 Typhoid and 1 Typhus.

Medical Officers to whom the Association

(1) Mr. E. M. MANN.	(5) Dr. JOHN MEDD,	(9) Mr. S. M. BRADLEY,	(13) Mr. H. RUNCORN
(2) " J. BROADBENT,	(6) " LEDWARD,	(10) " G. E. WALKER,	(14) Dr. WHITEHEAD
(3) " JOHN ARMSTRONG,	(7) Mr. C. H. BRADDON,	(11) " T. M. JOHNSON,	(15) Mr. W. GOLLAND
(4) " J. LOREMER,	(8) " M. ROWLAND DAY,		(16) " J. TEALE,

ANITARY ASSOCIATION.

NS OF MANCHESTER AND ADJOINING DISTRICTS.

Week ending the 7th day of November, 1863.

SALFORD.				HULME.			CHORLTON.		ARDWICK	PENDLETON AND PENDLEBURY.			Area in Statute Acres. Population in 1861.		DISEASES.	DEATHS.		
1,329				477			646		508	2650			24,448					
70,967				68,209			44,850		21739									
W ICT	PUBLIC INSTITUTIONS.			POOR LAW DISTRICTS			Poor Law District.	Dispensary.	Poor Law District.	Ardwick & Ancoats Dispensary.	Chorlton Union Work-house.	Total.	Corresponding Week last Year.					
	Regent Road.	Workhouse.	Dispensary.	New Bailey	St. George's.	Medlock.										St. Philip's		
17	18	19	20	21	22	23	24	25	26	27	28							
..	1	2	..	1	3	2	2	15	6	Small-pox			
..	2	3	..	Chicken-pox			
..	1	..	2	..	2	7	16	Measles	1			
..	..	2	..	1	2	1	4	3	3	2	..	47	15	Scarlatina	8			
..	1	1	..	Diphtheria			
..	2	1	11	12	Whooping-cough	1			
..	1	1	Croup			
..	..	3	1	..	4	1	1	1	1	2	..	58	52	Diarrhœa	1			
..	..	1	2	..	4	3	Dysentery			
3	1	2	3	2	¶ 2	..	49	71	Continued Fever	1			
1	1	13	6	Erysipelas			
1	2	5	2	1	1	..	4	1	2	3	..	81	99	Rheumatism			
..	..	1	1	15	18	Neuralgic Affections			
1	1	7	..	1	1	1	4	51	40	Constitutional Syphilis	1			
..	..	6	2	2	1	4	..	59	46	Phthisis	6			
..	1	1	2	10	1	Insanity			
7	2	24	6	3	4	4	12	14	3	9	3	270	377	Bronchitis, Influenza, and Catarrh	4			
..	..	5	..	1	10	22	Pleurisy & Pneumonia.	1			
..	..	6	1	5	3	5	62	71	Skin Disease.....	..			
..	..	7	4	1	4	4	3	5	..	53	70	Dyspepsia			
9	6	70	2	10	7	5	8	26	2	38	22	777	747	Accidents and diseases not classified.....	25			
22	17	142	11	18	25	15	41	59	23	68	40	1597	1673	TOTAL.....	48			

|| Typhus. ¶ Typhoid.

Debited for the annexed Returns.

(17) Dr. SAMUEL BOOTH,
(18) Mr. M. O. LARMUTH,
(19) " J. O. BRADBURY,
(20) " W. B. STOTT,

(21) Mr. JOHN SMITH,
(22) Dr. ALEX. WILSON,
(23) Mr. H. M. WILLIAMSON
(24) " JOSEPH FOSTER,

(25) Mr. JOHN RAYNER,
(26) " J.V.L. WESTMACOTT,
(27) " JOHN HOLDEN,
(28) " W. H. HUGHES.

Weekly Return of Births and Deaths in Manchester and Salford.

Causes of Death.	Ancoats District, Mr. Royston.	St. George's Dis., Mr. Worthington.	Market-st. Dis., Mr. A. Gardiner.	London-rd. Dis., Dr. Johns.	Deansgate Dis., Mr. Leigh.	Greenigate Dis., Mr. Bower.	Regent-rd. Dis., Mr. Tople.	Penalton Dis., Mr. Bowker.	Chorlton-on-M., Mr. Rowley.	Hulme Township, Mr. Sorby.	Ardwick Tnshp., Mr. Hallsworth.	TOTAL.	Corres- ponding week last year.
Small Pox.....	1	..	1	..
Measles.....	1	3	3
Whooping-cough.....	1	4	3
Scarlatina.....	12	12	1	3	1	3	3	2	4	8	3	42	10
Diarrhoea.....	1	1	1	1	1	..	1	..	3	9	13
Fever.....	61	51	1	23	..	6	9
Diseases of the Lungs ..	17	10	..	6	..	8	1	..	3	16	4	65	60
Other causes.....	8	8	9	..	27	210	210	25	6	13	7	90	120
TOTAL NO. OF DEATHS.	38	23	11	17	9	24	17	7	15	41	18	220	218
TOTAL NO. OF BIRTHS.	29	32	9	18	17	25	32	13	19	64	16	274	316

a Typhus. b Gastric. c 3 Bronchitis. d 2 Inquests. e 2 Typhus.

Monthly Return of New Cases of Disease coming under Treatment

In 11 Charitable Institutions in
St. Marylebone, LONDON. Medical
Officer of Health, Dr. R. D. Thomson.
Population in 1861, 161,680.

At Pauper, Charitable, and Public
Institutions in MANCHESTER
and SALFORD.
Population in 1861, 390,815.

4 Weeks ending 29th August.	4 weeks ending 26th Sept.	5 Weeks ending 31st Oct.	TOTAL.	DISEASES.	4 Weeks ending 9th August.	4 Weeks ending 26th Sept.	5 Weeks ending 31st Oct.	TOTAL.
61	63	81	205 Small-pox	76	54	64	194
7	8	11	26 Chicken-pox	15	6	5	26
33	24	46	103 Measles	33	37	44	114
73	115	141	329 Scarlatina	197	237	370	804
13	5	4	22 Diphtheria	4	2	7	13
26	28	56	110	.. Whooping-cough ..	62	73	86	221
2	1	4	7 Croup	5	3	..	8
2754	1298	828	4880 Diarrhoea... ..	768	452	336	1556
1	2	..	3 Dysentery	31	38	31	100
.. Cholera
21	26	18	65 Erysipelas	39	52	94	185
.. Puerperal Fever
15	10	16	41 Insanity	33	25	41	99
357	466	784	1607	Bronchitis and Catarrh	596	724	1161	2481
8	8	17	33 Pleurisy
21	13	32	66 Pneumonia ..	47	62	78	187
10	9	2	21 Carbuncle
3975	3470	5063	12508	{ Accidents, and all other Diseases }	4423	4548	5780	14751
7377	5546	7103	20026 TOTAL	6329	6313	8097	20739

SUMMARY OF THE WEEK.

DISEASES.—The extent to which they prevailed in the Pauper, Charitable, and Public Institutions of Manchester and Salford.

The number of new cases of disease that occurred last week in connection with the Public Institutions amounted to 1,597, or 122 more than in that which preceded it. It is satisfactory to observe a continued decrease under the heading Scarlet Fever; thus the number of cases of this disorder which three weeks ago reached 98 is this week reduced to 47, or about one half. Under Continued Fever, on the other hand, there is an increase of 14 cases, 49 being entered in our returns, and of this total no less than 19 belong to the Typhus and Typhoid varieties. Of the different forms of Fever none is so contagious as Typhus, and this characteristic of the disorder has unfortunately proved but too marked in the course of the present outbreak. It is therefore highly important that all Fever cases, so soon as declared by the medical officers in attendance to be examples of Typhus, should be, as speedily as possible, removed to the "Fever Wards," or Workhouse. In this manner many valuable lives may be spared, and the occurrence of an epidemic warded off. It is singular once more to observe that, simultaneously with the Typhus rise in Manchester, an increase of cases should likewise have been observed in the Metropolis. Thus, at the London Fever Hospital, the number of admissions during the last few weeks is said to have been unusually large. There were 15 new cases of Small-pox. None of the other diseases mentioned in the return appear to have occurred to any unusual extent.

DEATHS.—The Number registered in Manchester and Salford, and their causes.

The deaths recorded last week in the 11 Registration Districts amounted to 220, and the births to 274. Of the former 42 are attributed to Scarlet Fever, and 65 to Diseases of the Lungs. In the preceding week the deaths from the latter cause did not exceed 46. As, however, the weather becomes more severe, it is but reasonable to anticipate that the mortality from the various forms of chest affections will, in like manner, become more marked. There was only 1 death from Small-pox. The difference observed last week in the Meteorology of Manchester and Greenwich (where the Royal Observatory is situated) was remarkable. Thus, in the latter town, the mean temperature of the air was 47.3°, or 1.5° above the average of the last 43 years; in this neighbourhood, on the other hand, it was 2 degrees below the average of the last 14. In London nearly an inch of rain was measured, at Old Trafford upwards of 2 inches.

COMMITTEE ROOMS,
33, PALL MALL, MANCHESTER.

JOHN ED. MORGAN, M.B., M.A.,
Hon. Sec. Manchester and Salford Sanitary Association.

HEALTH AND METEOROLOGY OF MANCHESTER

COMMUNICATED TO THE

Manchester and Salford Sanitary Association.

WEEKLY RETURN.

Vol. III.] WEEK ENDING SATURDAY, NOVEMBER 14, 1863. [No. 172.

METEOROLOGICAL OBSERVATIONS, TAKEN AT MANCHESTER AND THE NEIGHBOURHOOD.

	Royal Infirmary, M. R. DAY, Esq.	Old Trafford, G. V. VERNON, Esq.	Thelwall, J. ATKINSON, Esq.	Eccles, T. MACKERRETH, Esq.	Royton, J. HEAP, Esq.	Bowdon, L. W. REYNOLDS, Esq.
Height of barometer cistern above sea level....		123 ft	96 ft.	127 ft.	537 ft.	221 ft.
Barometer.						
Mean @ 32° F., and reduced to sea level....		29.952	29.952	29.950	29.958	29.962
Highest.....		30.207	30.300	30.208	29.782	30.126
Lowest.....	Unreduced	29.277	29.304	29.250	28.798	29.168
Range.....		0.930	0.996	0.958	0.984	0.958
Temperature.						
Adopted Mean.....		41.4	42.4	41.5	40.2	41.7
Range for Week.....		25.8	26.3	28.7	24.7	23.1
Daily Range.....		13.9	13.4	14.2	13.0	11.6
Maximum in Shade.....		55.8	57.3	55.0	53.0	55.0
Minimum in Shade.....		30.0	31.0	26.3	28.3	31.9
Maximum in Sun.....		57.5	69.8	63.9	61.6	66.4
Maximum in Sun: Black bulb in Vacuo....		60.0	84.5	80.2	—	87.8
Minimum on Grass.....		26.0	27.1	25.7	26.4	29.0
Temperature in Ground at surface.....		40.56	—	—	—	—
Temperature 6 inches below.....		41.05	—	—	—	—
Temperature 12 inches below.....		42.84	—	—	—	—
Temperature of Evaporation.....		40.2	41.4	40.0	39.3	40.5
Temperature of Dew Point.....		38.7	40.2	38.1	38.1	39.0
Temperature of Air—Dew Point.....		2.7	2.2	3.4	2.1	2.7
Hygrometrical condition of the Atmosphere.						
Weight of Vapour in a cubic foot of Air.....		GRS. 2.72	GRS. 2.86	GRS. 2.65	GRS. 2.65	GRS. 2.74
Required to Saturate do.....		0.28	0.26	0.37	0.23	0.30
Weight of a cubic foot of Air.....		553.7	550.0	551.0	544.8	549.4
Degree of Humidity (Saturation—1,000)....		0.908	0.920	0.885	0.928	0.906
Water in a vertical column of the Atmosphere		INS. 3.25	INS. 3.34	INS. 3.18	INS. 3.18	INS. 3.29
Elastic force of Vapour.....		0.235	0.249	0.230	0.230	0.238
Clouds (Covered—10 Clear—0).....		7.4	4.9	7.9	6.8	6.4
Prevailing Winds.....		S, SW	S, SW	N, W	N W	N W
Rain.....		0.577	0.782	0.634	0.640	0.609
Days on which it fell.....		6	5	6	5	5
Ozonometer.						
Moffat (0—10).....		0.57	—	—	—	—
Schonbein (0—10).....		0.43	2.1	0.43	3.4	2.36
Daily Evaporation.....		INS. 0.026	INS. 0.022	INS. 0.032	INS. 0.019	INS. 0.026
Weekly Evaporation.....		0.182	0.154	0.224	0.133	0.182

NO RETURN.

There were 4 barometric oscillations during the week, the amount being 2.430 inches. There were 4 temperature oscillations at 9 a.m., the amount being 28.8°.

The mean temperature of the week has been 1.6° above the average of the last fourteen years, and 4.6° above the corresponding week last year.

The stations in the order of mean temperature for the week stand as follows:—Thelwall, highest; Bowdon, Eccles, and Trafford; and Royton, lowest.

The degree of humidity was the highest at Royton and the lowest at Eccles.

Ozone occurred upon 6 days at Bowdon, 5 days at Royton, 3 days at Thelwall, 2 days at Eccles, and 1 day at Old Trafford.

JOHN HEAP,
Royton, Oldham.

MANCHESTER AND SALFORD

RETURN FROM PAUPER, CHARITABLE, AND PUBLIC INSTITUTIONS New Cases of Disease coming under Treatment During the Year

MANCHESTER.																	
Area in Statute Acres	Manchester Township 1,645																
Population in 1861	" " 185,050																
DISEASES.	POOR LAW DISTRICTS.							PUBLIC INSTITUTIONS.									
	1	2	3	4	5	6	Total of Districts.	7	ROYAL INFIRMARY.					CHILDREN			15
									In-patients.	Out-patients.	District I.	District II.	District III.	St. Mary's Hospital.	Clinical Hospital.	City Gaol.	
Small-pox	1
Chicken-pox	4	..	4
Measles	2	2	4	2
Scarlatina	1	2	2	3	5	..	13	2	2	3
Diphtheria	1
Whooping-cough	3	1	..	4	3	2
Croup
Diarrhoea	1	3	1	2	1	1	9	2	..	13	..	3	..	4	2
Dysentery	1	1	..	1	2	1
Continued Fever	*1	..	2	†6	9	2	‡3	..	§2	8	¶3	8
Erysipelas	1	..	11
Rheumatism	4	2	2	3	1	1	13	10	1	43	1	1
Neuralgic Affections	17
Constitutional Syphilis	3	1	4	7	..	29	1	1	2	2
Phthisis	1	1	..	2	2	2	19	..	2	4	..	2
Insanity	2	1
Bronchitis, Influenza & Catarrh	2	18	19	6	11	11	67	31	..	39	2	3	2	13	12	1	1
Pleurisy and Pneumonia.....	1	1	1	1	4	1	..	2	1
Skin Diseases.....	1	1	6	1	39	..	1	1	..	8
Dyspepsia	5	5	29	..	2	..	5	9	1	1
Accidents and diseases not classified.....	32	17	15	8	12	15	99	31	23	185	8	7	7	45	6	1	1
TOTAL	45	47	44	25	39	39	239	94	31	430	15	31	20	82	41	7	7

* Febricula. † 1 Typhus. ‡ 2 Typhus and 1 Typhoid. § 1 Typhus and 1 Typhoid.

Medical Officers to whom the Association

- | | | |
|--|---|--|
| (1) Mr. R. M. MANN.
(2) " J. BROADBENT,
(3) " JOHN ARMSTRONG,
(4) " J. LORIMER, | (5) Dr. JOHN MEDD,
(6) " LEDWARD,
(7) Mr. C. H. BRADDON,
(8) " M. ROWLAND DAY, | (9) }
(10) } Mr. S. M. BRADLEY,
(11) } " G. E. WALKER,
(12) } " T. M. JOHNSON,
(13) Mr. H. RUNCOR,
(14) Dr. WHITEHEAD,
(15) Mr. W. GOLLAN,
(16) " J. TEALE, |
|--|---|--|

ANITARY ASSOCIATION.

ONS OF MANCHESTER AND ADJOINING DISTRICTS.

Week ending the 14th day of November, 1863.

SALFORD.				HULME.			CHORLTON.	ARDWICK.	PENDLETON AND PENDLEBURY.			Area in Statute Acres. Population in 1861.		DISEASES.	DEATHS.	
1,329				477			646	508	2650							
70,967				68,209			44,850	21739	24,448							
Regent Road.	PUBLIC INSTITUTIONS.			POOR LAW DISTRICTS			Poor Law District.	Dispensary.	Poor Law District.	Ardwick & Ancoats Dispensary.	Chorlton Union Work-house.	Total.	Corresponding Week last Year.			
	Workhouse.	Dispensary.	New Bailey	St. George's.	Medlock.	St. Philip's										
17	18	19	20	21	22	23	24	25	26	27	28					
2	..	3	..	3	1	1	11	7	Small-pox	
..	1	5	1	Chicken-pox	
..	1	1	..	1	1	6	16	27	Measles	1	
..	1	7	..	2	1	1	..	6	3	3	..	44	25	Scarlatina	5	
..	1	1	Diphtheria	
3	2	1	15	16	Whooping-cough	
..	2	Croup	
1	..	5	..	2	1	1	1	3	2	2	..	51	51	Diarrhoea	1	
..	6	5	Dysentery	
..	2	*4	2	2	2	††3	3	55	51	Continued Fever	1	
..	..	2	15	7	Erysipelas	
1	1	4	3	1	4	..	3	..	1	4	2	96	105	Rheumatism	
..	..	2	20	29	Neuralgic Affections	
..	..	6	1	51	53	Constitutional Syphilis	..	
1	..	2	1	1	1	3	1	3	2	48	75	Phthisis	7	
1	1	5	6	Insanity	1	
15	2	24	7	7	12	8	7	12	..	8	5	290	426	Bronchitis, Influenza, and Catarrh	10	
1	..	2	2	13	22	Pleurisy & Pneumonia.	2	
..	5	4	1	..	3	..	1	9	80	63	Skin Disease	
..	..	11	3	1	6	4	..	78	67	Dyspepsia	
16	4	72	2	8	11	5	8	30	10	42	18	649	924	Accidents and diseases not classified	16	
41	15	148	13	23	39	18	28	61	22	70	47	1549	1963	TOTAL	44	

|| 7 Typhus and 1 Febricula. § All Typhus. ** 2 Typhoid. ++ Typhoid.

indebted for the annexed Returns.

(17) Dr. SAMUEL BOOTH,
(18) Mr. M. O. LARMUTH,
(19) " J. O. BRADBURY,
(20) " W. B. STOTT,

(21) Mr. JOHN SMITH,
(22) Dr. ALEX. WILSON,
(23) Mr. H. M. WILLIAMSON
(24) " JOSEPH FOSTER,

(25) Mr. JOHN RAYNER,
(26) " J. V. L. WESTMACOTT,
(27) " JOHN HOLDEN,
(28) " W. H. HUGHES.

Weekly Return of Births and Deaths in Manchester and Salford.

Causes of Death.	Amounts District, Mr. Royston.	St. George's Dis., Mr. Worthington.	Market-st. Dis., Mr. A. Gardiner.	London-rd. Dis., Dr. Johns.	Deansgate Dis., Mr. Leigh.	Greenigate Dis., Mr. Bower.	Regent-rd. Dis., Mr. Tipton.	Pondleton Dis., Mr. Bowker.	Chorlton-on-M., Mr. Rowley.	Hulme Township, Mr. Sorby.	Ardwick Tnshp., Mr. Hallsworth.	TOTAL.	Corres- ponding week last year.
Small Pox	c1	1	2	1
Measles	1	..	1	..	4	6
Whooping-cough	1	..	1	..	4	4
Scarlatina	6	2	..	3	4	3	1	..	3	6	2	30	5
Diarrhoea	2	2	1	5	9
Fever	1	2	..	a1	a2	..	1	1	..	8	10
Diseases of the Lungs ..	9	4	3	3	..	11	7	2	5	9	4	57	61
Other causes	21	11	27	4	12	54	13	56	7	21	6	132	135
TOTAL NO. OF DEATHS.	39	21	30	11	18	21	24	10	16	39	13	242	231
TOTAL NO. OF BIRTHS.	44	33	14	27	21	34	36	21	39	57	26	352	271

a 1 Typhus. b 2 Inquests. c Male, aged 22 years; confluent.

Monthly Return of New Cases of Disease coming under Treatment

*In 11 Charitable Institutions in
St. Marylebone, LONDON. Medical
Office of Health, Dr. R. D. Thomson.
Population in 1861, 161,680.*

*At Pauper, Charitable, and Public
Institutions in MANCHESTER
and SALFORD.
Population in 1861, 390,815.*

4 Weeks ending 29th August.	4 weeks ending 26th Sept.	5 Weeks ending 31st Oct.	TOTAL.	DISEASES.	4 Weeks ending 9th August.	4 Weeks ending 26th Sept.	5 Weeks ending 31st Oct.	TOTAL.
61	63	81	205 Small-pox	76	54	64	194
7	8	11	26 Chicken-pox	15	6	5	26
33	24	46	103 Measles	33	37	44	114
73	115	141	329 Scarlatina	197	237	370	804
13	5	4	22 Diphtheria	4	2	7	13
26	28	56	110	.. Whooping-cough ..	62	73	86	221
2	1	4	7 Croup	5	3	..	8
2754	1298	828	4880 Diarrhoea	768	452	336	1556
i	2	..	3 Dysentery	31	38	31	100
.. Cholera
21	26	18	65 Erysipelas	39	52	94	185
.. Puerperal Fever
15	10	16	41 Insanity	33	25	41	99
357	466	784	1607	Bronchitis and Catarrh	596	724	1161	2481
8	8	17	33 Pleurisy	47	62	78	187
21	13	32	66	... Pneumonia .. }				
10	9	2	21 Carbuncle
3975	3470	5063	12508	{ Accidents, and all other Diseases }	4423	4548	5780	14751
7377	5546	7103	20026 TOTAL	6329	6313	8097	20739

SUMMARY OF THE WEEK.

DISEASES.—*The extent to which they prevailed in the Pauper, Charitable, and Public Institutions of Manchester and Salford.*

The number of new cases of disease that occurred last week in connection with the Public Institutions amounted to 1,549; in the preceding week it was 1,597, and in the corresponding one of last year 1,963. At that time, however, the weather proved unusually severe. Were it not for the continued prevalence of Fever last week's returns might be considered decidedly satisfactory. In the course of the week 55 persons were attacked by various forms of this disorder, 14 being examples of true maculated Typhus and 6 of Typhoid Fever. Of the former no less than 13 came under the observation of the medical officers of the Royal Infirmary, 7 occurring among the home-patients in District No. II., 3 in District No. III., 2 among the in-patients, and 1 in District No. I. Inasmuch as all patients treated at their own homes prove so many distinct centres of infection, it is impossible too often to urge upon the public the importance of the early removal of the sick. Under Scarlet Fever and Small-pox we observe respectively a slight decrease, though Measles and Whooping Cough would seem to be gaining ground. In the neighbourhood of London the mean temperature of the air was 41.6°, in Thelwall it was 42.4°, and at Old Trafford 41.4°. Thus—more especially if we consider the difference in latitude—the weather in Manchester contrasted favorably with that experienced in the Metropolis. At Greenwich about one third of an inch of rain is stated to have been measured, in this neighbourhood about half an inch.

DEATHS.—*The Number registered in Manchester and Salford, and their causes.*

Last week 242 deaths and 352 births were respectively recorded in the 11 Registration Districts. This death-rate, though somewhat heavier than in the previous week, proved nevertheless more satisfactory than that recorded in London. There, according to the last return of the Registrar General, the deaths rose from 1,270 to 1,457. This difference in the number of deaths registered in the two places was probably due to the more sudden fall in the mean temperature of the week which was observed in the Metropolis. Thus, at Greenwich, the difference in the mean temperature of the two weeks amounted to about 6 degrees—in Old Trafford little more than 2°. On turning to the causes of death we find a decrease of 12 under Scarlet Fever, and of 8 more under Diseases of the Lungs. From Diarrhoea there were only 5 deaths, and from Small-pox 2.

COMMITTEE ROOMS,
22, PALL MALL, MANCHESTER.

JOHN ED. MORGAN, M.B., M.A.,
Hon. Sec. Manchester and Salford Sanitary Association.

HEALTH AND METEOROLOGY OF MANCHESTER

COMMUNICATED TO THE

Manchester and Salford Sanitary Association.

WEEKLY RETURN.

[Vol. III.] WEEK ENDING SATURDAY, NOVEMBER 21, 1863. [No. 173.]

METEOROLOGICAL OBSERVATIONS, TAKEN AT MANCHESTER AND THE NEIGHBOURHOOD.

	Royal Infirmary, M.R. DAY, Esq.	Old Trafford, G.V. VERNON, Esq.	Thelwall, J. ATKINSON, Esq.	Eccles, T. MACCERETH, Esq.	Royton, J. HEAP, Esq.	Bowdon, L. W. REYNOLDS, Esq.
Height of barometer cistern above sea level....		123 ft.	96 ft.	127 ft.	537 ft.	221 ft.
Barometer.		INS.	INS.	INS.	INS.	INS.
Mean @ 32° F., and reduced to sea level....		30.005	29.985	29.990	29.986	29.994
Highest.....	Unreduced {	30.122	30.142	30.058	29.638	30.016
Lowest.....		29.379	29.270	29.286	28.792	29.188
Range.....		0.743	0.872	0.772	0.846	0.828
Temperature.						
Adopted Mean.....	NO RETURN.	47.6	48.5	48.0	46.0	48.3
Range for Week.....		21.0	16.5	17.9	22.4	16.6
Daily Range.....		11.2	8.0	8.4	9.5	7.0
Maximum in Shade.....		58.0	55.2	55.7	54.0	55.6
Minimum in Shade.....		37.0	38.7	37.8	31.6	39.1
Maximum in Sun.....		64.8	69.3	67.0	59.5	64.2
Maximum in Sun: Black bulb in Vacuo.....		63.0	84.0	86.0	—	84.5
Minimum on Grass.....		29.5	31.3	34.9	30.0	37.0
Temperature in Ground at surface.....		45.48	—	—	—	—
Temperature 6 inches below.....		45.46	—	—	—	—
Temperature 12 inches below.....		45.99	—	—	—	—
Temperature of Evaporation.....		46.2	47.3	46.7	45.2	46.9
Temperature of Dew Point.....		44.7	45.9	45.2	44.3	45.4
Temperature of Air—Dew Point.....		2.9	2.6	2.8	1.7	2.9
Hygrometrical condition of the Atmosphere						
Weight of Vapour in a cubic foot of Air.....	GRS.	GRS.	GRS.	GRS.	GRS.	
Required to Saturate do.....	3.22	3.33	3.44	3.33	3.46	
Weight of a cubic foot of Air.....	0.42	0.36	0.36	0.23	0.40	
Degree of Humidity (Saturation—1,000)....	547.5	544.2	544.3	538.1	542.0	
	0.902	0.916	0.909	0.944	0.902	
Water in a vertical column of the Atmosphere	INS.	INS.	INS.	INS.	INS.	
Elastic force of Vapour.....	4.09	4.27	4.17	4.03	4.20	
Clouds (Covered—10 Clear—0).....	0.296	0.309	0.302	0.292	0.304	
	7.1	7.1	7.6	7.1	7.6	
Prevailing Winds.....	S	S	N, SW, S	S, SW	SW, S, SE	
Rain.....	0.215	0.490	0.275	0.345	0.317	
Days on which it fell.....	3	1	2	5	3	
Ozonometer.						
Moffat (0—10).....	2.28	—	0.28	—	—	
Schonbein (0—10).....	1.71	4.5	—	3.16	2.71	
Daily Evaporation.....	INS.	INS.	INS.	INS.	INS.	
Weekly Evaporation.....	0.055	0.035	0.033	0.049	0.035	
	0.385	0.245	0.231	0.133	0.245	

There were 3 barometric oscillations during the week, the amount being 1.086 inches. There were 3 temperature oscillations at 9 a.m., the amount being 22.5°.

The mean temperature of the week has been 7.5° above the average of the last fourteen years, and 15.0° above the corresponding week last year.

The stations in the order of mean temperature for the week stand as follows:—Thelwall, highest; Bowdon, Eccles, Trafford, and Royton, lowest.

The degree of humidity was the highest at Royton and the lowest at Old Trafford and Bowdon.

Ozone occurred upon 6 days at Bowdon, 5 days at Royton, and 3 days at Old Trafford and Eccles.

JOHN HEAP,
Royton, Oldham.

MANCHESTER AND SALES

RETURN FROM PAUPER, CHARITABLE, AND PUBLIC

New Cases of Disease coming under Treatment

MANCHESTER.																
Area in Statute Acres	Manchester Township 1,645															
Population in 1861	" " 185,050															
DISEASES.	POOR LAW DISTRICTS.							PUBLIC INSTITUTIONS.								
	1	2	3	4	5	6	Total of Districts.	7	ROYAL INFIRMARY.					CHILDREN		
									In-patients.	Out-patients.	District I.	District II.	District III.	St. Mary's Hospital.	Clinical Hospital.	
1	2	3	4	5	6	7	8	9	10	11	12	13	14	15		
Small-pox	4	4	..	1	
Chicken-pox	1	..	1	1	
Measles	1	1	
Scarlatina	1	5	..	2	3	4	15	1	3	3	4	1	
Diphtheria	
Whooping-cough	1	1	..	2	1	..	3	7	3	
Croup	
Diarrhoea	3	1	1	3	2	10	3	..	10	15	7	
Dysentery	1	1	2	2	1	1	1	
Continued Fever	*1	3	†3	..	‡15	22	5	9	§1	2	¶7	**4	9	..	
Erysipelas	2	..	4	
Rheumatism	3	3	1	2	4	1	14	7	1	32	2	..	1	..	1	
Neuralgic Affections	1	1	8	3	
Constitutional Syphilis	9	..	9	1	2	
Phthisis	2	2	2	1	7	1	..	39	3	2	3	
Insanity	1	1	4	1	
Bronchitis, Influenza & Catarrh	3	13	10	8	4	9	47	25	..	68	4	5	3	14	14	
Pleurisy and Pneumonia	1	1	1	..	2	..	5	2	..	1	..	
Skin Diseases	1	2	3	11	1	16	1	14	11	
Dyspepsia	2	..	1	3	..	6	18	..	1	1	1	4	
Accidents and diseases not classified	35	14	13	17	7	21	107	40	26	247	6	9	11	57	11	
TOTAL	47	46	31	37	30	57	248	108	38	457	19	30	25	124	61	

* Febricula. † 2 Typhus. ‡ 2 Typhus. § Typhoid. || 1 Typhoid.

Medical Officers to whom the Association

- | | | |
|--|---|--|
| (1) Mr. R. M. MANN.
(2) " J. BROADBENT,
(3) " JOHN ARMSTRONG,
(4) " J. LORIMER, | (5) Dr. JOHN MEDD,
(6) " LEDWARD,
(7) Mr. C. H. BRADDON,
(8) " M. ROWLAND DAY, | (9) }
(10) } Mr. S. M. BRADLEY,
(11) } " G. E. WALKER,
(12) } " T. M. JOHNSON,
(13) Mr. H. RUNCOR,
(14) Dr. WHITEHEAD,
(15) Mr. W. GOLLAN,
(16) " J. TEALE, |
|--|---|--|

SANITARY ASSOCIATION.

REPORTS OF THE SANITARY ASSOCIATION OF MANCHESTER AND ADJOINING DISTRICTS.

Week ending the 21st day of November, 1863.

SALFORD.				HULME.			CHORLTON.		ARDWICK	PENDLETON AND PENDLEBURY.					DEATHS.
1,329				477			646		508	2650			Area in Statute Acres.		
70,967				68,209			44,850		21,739	24,448			Population in 1861.		
REGENT ROAD.	PUBLIC INSTITUTIONS.			POOR LAW DISTRICTS			POOR LAW DISTRICT.	DISPENSARY.	POOR LAW DISTRICT.	ARDWICK & ANECATS DISPENSARY.	CHORLTON UNION WORKHOUSE.	TOTAL.	CORRESPONDING WEEK LAST YEAR.	DISEASES.	
	17	18	19	20	21	22									
..	1	3	9	9	Small-pox
..	2	1	Chicken-pox
..	1	2	22	Measles
..	..	8	..	2	..	7	5	8	3	4	..	65	21	Scarlatina	9
..	2	Diphtheria
..	..	1	2	1	20	31	Whooping-cough
..	1	1	3	Croup
..	1	3	6	2	2	3	1	..	68	53	Diarrhoea	2
..	7	6	Dysentery
..	2	2	..	2	1	2	++2	..	71	57	Continued Fever	2
..	..	1	1	8	11	Erysipelas
..	1	9	1	..	3	1	..	2	3	5	..	84	102	Rheumatism
..	..	1	1	..	3	17	19	Neuralgic Affections
..	1	1	1	..	2	4	32	42	Constitutional Syphilis	1
1	..	10	1	2	2	1	3	2	77	66	Phthisis	6
..	6	12	8	Insanity
4	3	30	6	5	18	3	11	14	4	13	2	299	677	Bronchitis, Influenza, and Catarrh	10
..	..	3	1	..	12	32	Pleurisy & Pneumonia.	..
1	3	2	..	1	1	..	3	2	2	..	6	78	56	Skin Disease
1	..	10	..	1	1	3	2	..	5	6	..	61	66	Dyspepsia
4	3	70	2	14	13	7	10	40	..	51	32	778	748	Accidents and diseases not classified	9
11	15	151	15	30	39	22	34	73	27	88	53	1703	2042	TOTAL.....	39

† 1 Typhoid, 4 Typhus, and 2 Febricula.

** 3 Typhus.

†† Typhus.

Indebted for the annexed Returns.

(17) Dr. SAMUEL BOOTH,
(18) Mr. M. O. LARMUTH,
(19) J. O. BRADBURY,
(20) W. B. STOTT,

(21) Mr. JOHN SMITH,
(22) Dr. ALEX. WILSON,
(23) Mr. H. M. WILLIAMSON
(24) JOSEPH FOSTER,

(25) Mr. JOHN RAYNER,
(26) J. V. L. WESTMACOTT,
(27) JOHN HOLDEN,
(28) W. H. HUGHES.

Weekly Return of Births and Deaths in Manchester and Salford.

Causes of Death.	Districts.											TOTAL.	Corresponding week last year.
	Ancroats District, Mr. Royston.	St. George's Dis., Mr. Worthington.	Market-st. Dis., Mr. A. Gardiner.	London-rd. Dis., Dr. Johns.	Deansgate Dis., Mr. Leigh.	Greenigate Dis., Mr. Bower.	Regent-rd. Dis., Mr. Tiplie.	Fendleton Dis., Mr. Bowker.	Chorlton-on-M., Mr. Rowley.	Hulme Township, Mr. Sorby.	Ardwick Tnshp., Mr. Hallsworth.		
Small Pox.....	1	..	e1	..	2	1
Measles.....	1	1	3	5
Whooping-cough.....	1	4	1	1	..	7	8
Scarlatina.....	5	4	..	7	..	4	5	35	11
Diarrhoea.....	..	1	1	3	1	1	1	8	10
Fever.....	1	..	2	1	..	1	..	e2	7	7
Diseases of the Lungs ..	14	13	2	7	..	8	2	..	5	12	3	66	100
Other causes.....	11	10	20	8	9	510	13	d11	8	18	3	121	171
TOTAL NO. OF DEATHS.	32	32	26	23	12	28	17	15	20	37	7	249	313
TOTAL NO. OF BIRTHS.	53	32	23	13	18	33	19	17	33	56	19	316	300

a Typhoid. b 2 Inquests. c 1 Typhus and 1 Puerperal. d 1 Inquest. e Male, aged 4 weeks.

Monthly Return of New Cases of Disease coming under Treatment

In 11 Charitable Institutions in St. Marylebone, LONDON. Medical Officer of Health, Dr. R. D. Thomson, Population in 1861, 161,680.

At Pauper, Charitable, and Public Institutions in MANCHESTER and SALFORD. Population in 1861, 390,815.

4 Weeks ending 29th August.	4 weeks ending 26th Sept.	5 Weeks ending 31st Oct.	TOTAL.	DISEASES.	4 Weeks ending 30th August.	4 Weeks ending 26th Sept.	5 Weeks ending 31st Oct.	TOTAL.
61	63	81	205 Small-pox	76	54	64	194
7	8	11	26 Chicken-pox	15	6	5	26
33	24	46	103 Measles	33	37	44	114
73	115	141	329 Scarlatina	197	237	370	804
13	5	4	22 Diphtheria	4	2	7	13
26	28	56	110	.. Whooping-cough ..	62	73	86	221
2	1	4	7 Croup	5	3	..	8
2754	1298	823	4880 Diarrhoea... ..	768	452	336	1556
1	2	..	3 Dysentery	31	38	31	100
.. Cholera
21	26	18	65 Erysipelas	39	52	94	185
.. Puerperal Fever
15	10	16	41 Insanity	33	25	41	99
357	466	784	1607	Bronchitis and Catarrh	596	724	1161	2481
8	8	17	33 Pleurisy	47	62	78	187
21	13	32	66	... Pneumonia
10	9	2	21 Carbuncle
3975	3470	5063	12508	{ Accidents, and all } { other Diseases }	4423	4548	5780	14751
7377	5546	7103	20026 TOTAL	6329	6313	8097	20739

SUMMARY OF THE WEEK.

DISEASES.—*The extent to which they prevailed in the Pauper, Charitable, and Public Institutions of Manchester and Salford.*

Last week the number of new cases of disease that occurred in connection with the Public Institutions of Manchester and Salford amounted to 1,703, or 157 more than in the previous week; in the corresponding week of last year it was 2,042. The difference in the mean temperature of the air at that time and in the week just ended was remarkable, and probably accounted for the then heavier disease-rate; thus the mean reading of the thermometer for the week ending November 22nd, 1862, was, at Old Trafford, 32.6°, whereas last week it was 47.6°, exhibiting an excess in favour of the present year of exactly 15 degrees. On comparing the diseases that prevailed in the corresponding periods of the two years, under such opposite meteorological conditions, we find that in the year 1862 the excessive amount of sickness arose almost entirely from the increase in the number of cases of Bronchitis, Inflammation of the Lungs, and kindred affections of the chest. Thus the respective numbers entered under this heading for the two years were 709 and 309. It is worthy of remark, however, that a greater number of cases of consumption occurred during the mild weather of the week just ended than during the intense cold of 1862. It is therefore the non-tubercular diseases of the chest which would appear especially due to a fall in the temperature. Scarlet Fever, which as the season advanced and the weather became colder steadily declined, last week again prevailed to a greater extent, no fewer than 65 cases being entered in our returns. Continued Fever, also, is still gaining ground, 71 seizures being recorded; of this number 14 are distinctly referred to as examples of Typhus, and 3 of Typhoid Fever. Of the former four were met with among the patients of the Royal Infirmary in District II. In the preceding week 7 cases were returned from the same district.

DEATHS.—*The Number registered in Manchester and Salford, and their causes.*

Last week 249 deaths and 316 births were registered in the 11 districts; in the preceding week the former amounted to 242, and in the corresponding one of last year to 313. At that time, however, 100 deaths were attributed to "Diseases of the Lungs," whereas this year the mortality from disorders of this class was reduced to 66. The deaths from Scarlet Fever rose in the week from 30 to 35. There were only 7 deaths from Fever. Thus it would appear that the cases of Typhus and Typhoid, to which we have of late so frequently directed attention, are almost exclusively confined to the poorer class in the community,—to those in fact who are dependent upon public charities for medical treatment in times of sickness. Last week the temperature of the air was, in this neighbourhood, 7.5° above the average of the last seven years, and at Greenwich 6.3° above that of the last 43. In the neighbourhood of London about one-eighth of an inch of rain was measured, at Old Trafford about a quarter of an inch.

COMMITTEE ROOMS,
33, PALL MALL, MANCHESTER.

JOHN ED. MORGAN, M.B., M.A.,
Hon. Sec. Manchester and Salford Sanitary Association.

HEALTH AND METEOROLOGY OF MANCHESTER

COMMUNICATED TO THE

Manchester and Salford Sanitary Association.

WEEKLY RETURN.

Vol. III.] WEEK ENDING SATURDAY, NOVEMBER 28, 1863. [No. 174.

METEOROLOGICAL OBSERVATIONS, TAKEN AT MANCHESTER AND THE NEIGHBOURHOOD.

	Royal Infirmary, W. O. JONES, Esq.	Old Trafford, G. V. VERNON, Esq.	Thelwall, J. ATKINSON, Esq.	Eccles, T. MACKERETH Esq.	Royton, J. HEAP, Esq.	Bowdon, L. W. REYNOLDS Esq.
Height of barometer cistern above sea level....	130 ft.	123 ft.	96 ft.	127 ft.	537 ft.	221 ft.
Barometer.						
Mean @ 32° F., and reduced to sea level....	INS. 30.050	INS. 30.010	INS. 29.995	INS. 29.999	INS. 29.987	INS. 29.980
Highest.....	30.322	30.246	30.270	30.212	29.734	30.139
Lowest.....	29.702	29.525	29.578	29.540	29.044	29.428
Range.....	0.620	0.721	0.692	0.672	0.690	0.711
Temperature.						
Adopted Mean.....	50.1	48.3	48.0	48.4	47.6	48.6
Range for Week.....	14.0	16.0	14.0	14.2	15.9	14.7
Daily Range.....	8.9	8.2	6.5	6.5	7.0	5.8
Maximum in Shade.....	59.0	58.0	57.0	56.6	57.7	56.7
Minimum in Shade.....	45.0	42.0	43.0	42.4	41.8	42.0
Maximum in Sun.....	—	61.0	58.2	60.5	63.0	67.0
Maximum in Sun: Black bulb in Vacuo....	—	61.5	78.5	84.6	—	87.0
Minimum on Grass.....	—	35.0	36.3	40.2	38.6	40.0
Temperature in Ground at surface.....	—	46.29	—	—	—	—
Temperature 6 inches below.....	—	46.19	—	—	—	—
Temperature 12 inches below.....	—	46.37	—	—	—	—
Temperature of Evaporation.....	48.4	46.6	46.8	46.3	45.9	47.0
Temperature of Dew Point.....	46.6	44.8	45.5	44.0	44.0	45.3
Temperature of Air—Dew Point.....	3.5	3.5	2.5	4.4	3.6	3.3
Hygrometrical condition of the Atmosphere.						
Weight of Vapour in a cubic foot of Air.....	GRS. 3.70	GRS. 3.36	GRS. 3.50	GRS. 3.28	GRS. 3.30	GRS. 3.46
Required to Saturate do.....	0.40	0.47	0.32	0.56	0.46	0.44
Weight of a cubic foot of Air.....	542.8	546.9	543.3	544.1	536.2	541.3
Degree of Humidity (Saturation—1,000)....	0.878	0.881	0.916	0.853	0.878	0.888
Water in a vertical column of the Atmosphere						
Elastic force of Vapour.....	INS. 4.39	INS. 4.11	INS. 4.21	INS. 3.98	INS. 3.98	INS. 4.19
Clouds (Covered—10 Clear—0).....	0.318	0.207	0.305	0.288	0.288	0.303
Prevaling Winds.....	—	S,SE	S,SE	S,SE	S,SE	S,SE
Rain.....	—	0.030	0.033	0.069	0.165	0.034
Days on which it fell.....	—	2	1	2	2	2
Ozonometer.						
Moffat (0—10).....	—	1.00	—	0.64	—	—
Schonbein (0—10).....	—	1.86	3.3	—	2.8	2.8
Daily Evaporation.....	INS. 0.056	INS. 0.042	INS. 0.030	INS. 0.052	INS. 0.032	INS. 0.040
Weekly Evaporation.....	0.392	0.294	0.210	0.364	0.224	0.280

There were 3 barometric oscillations during the week, the amount being 0.792 inches. There were 2 temperature oscillations at 9 a.m., the amount being 21.6°.

The mean temperature of the week has been 9.3° above the average of the last fourteen years, and 15.1° above the corresponding week last year.

The stations in the order of mean temperature for the week stand as follows:—Royal Infirmary, highest; Bowdon, Eccles, Old Trafford, Thelwall, and Royton, lowest.

The degree of humidity was the highest at Royton and the lowest at Eccles.

Ozone occurred upon 7 days at Thelwall 5 days at Bowdon, 3 days at Royton, 2 days at Old Trafford, and 1 day at Eccles.

JOHN HEAP,
Royton, Oldham.

MANCHESTER AND SALFORD

RETURN FROM PAUPER, CHARITABLE, AND PUBLIC INSTITUTIONS New Cases of Disease coming under Treatment During the Year 1861

MANCHESTER.																
Area in Statute Acres	Manchester Township 1,645															
Population in 1861	" " 185,050															
DISEASES.	POOR LAW DISTRICTS.						PUBLIC INSTITUTIONS.									
	St. Peter's	St. Andrew's	St. George's	Cathedral	St. Jude's	St. Michael's	Total of Districts.	Workhouse.	ROYAL INFIRMARY.					CHILDREN		City Gaol.
									In-patients.	Out-patients.	District I.	District II.	District III.	St. Mary's Hospital.	Clinical Hospital.	
1	2	3	4	5	6	7	8	9	10	11	12	13	14	15		
Small-pox	1	1	2	..	4	1	1
Chicken-pox	2
Measles	1	..	1	3	1	1	7	2	1	2
Scarlatina	1	..	3	1	2	7	14	1	1	3	2	3	..
Diphtheria
Whooping-cough	1	1	1	..	3	6	7	3	..
Croup
Diarrhoea	1	5	1	1	2	2	12	15	1	3	5	2
Dysentery	1	1	1
Continued Fever	*1	1	†8	‡10	20	3	‖2	¶8	**2	5
Erysipelas	1	1	14
Rheumatism	4	2	1	1	5	1	14	5	1	37	2	2
Neuralgic Affections	19	3	..
Constitutional Syphilis	2	1	3	13	..	16	1	2
Phthisis	1	..	2	2	..	5	2	..	23	5	2	1	1	3	..
Insanity
Bronchitis, Influenza & Catarrh	2	20	5	7	8	7	49	22	1	44	1	..	3	12	15	..
Pleurisy and Pneumonia	1	1	..	2	..	2	..	1	1	1
Skin Diseases	1	1	2	..	4	13	..	37	1	4	5	..
Dyspepsia	2	3	3	..	1	9	..	2	17	..	2	1	1	5	3
Accidents and diseases not classified	46	11	18	13	10	26	124	35	29	265	6	5	9	61	8	3
TOTAL	61	45	40	34	36	56	272	96	38	496	18	19	24	98	50	9

* Typhoid. † 3 Febricula. ‡ 2 Typhus. ‖ 1 Typhus and 1 Typhoid.

Medical Officers to whom the Association

- | | | | |
|-----------------------|------------------------|------------------------|---------------------|
| (1) Mr. R. M. MANN. | (5) Dr. JOHN MEDD, | (9) Mr. S. M. BRADLEY, | (13) Mr. H. RUNCORN |
| (2) " J. BROADBENT, | (6) " LEDWARD, | (10) " G. E. WALKER, | (14) Dr. WHITEHEAD |
| (3) " JOHN ARMSTRONG, | (7) Mr. C. H. BRADDON, | (11) " T. M. JOHNSON, | (15) Mr. W. GOLLAND |
| (4) " J. LORIMER, | (8) " M. ROWLAND DAY, | (12) " " " " | (16) " J. TEALE, |

SANITARY ASSOCIATION.

DISTRICTS OF MANCHESTER AND ADJOINING DISTRICTS.

Week ending the 28th day of November, 1863.

SALFORD.				HULME.			CHORLTON.	ARDWICK.	PENDLETON AND PENDLEBURY.			Area in Statute Acres. Population in 1861.		DISEASES.	DEATHS.	
1,329				477			646	508	2650							
70,967				68,209			44,850	21,739	24,448							
POOR LAW DISTRICT	PUBLIC INSTITUTIONS.			POOR LAW DISTRICTS			Poor Law District.		Poor Law District.		Ardwick & Ancats Dispensary.	Chorlton Union Work-house.	Total.	Corresponding Week last Year.		
Regent Road.	Workhouse.	Dispensary.	New Bailey	St. George's.	Medlock.	St. Philip's	Poor Law District.	Dispensary.	Poor Law District.	Ardwick & Ancats Dispensary.	Chorlton Union Work-house.	Total.	Corresponding Week last Year.			
17	18	19	20	21	22	23	24	25	26	27	28	Total.	Corresponding Week last Year.			
..	..	1	..	1	1	1	11	6	Small-pox	1	
..	1	3	2	Chicken-pox	
..	1	2	3	18	20	Measles	2	
2	1	11	..	1	1	4	5	6	3	2	1	61	7	Scarlatina	10	
..	1	Diphtheria	
..	..	1	1	1	22	16	Whooping-cough	1	
..	6	Croup	
1	3	1	2	2	1	4	..	1	1	55	48	Diarrhoea	1	
1	3	7	Dysentery	
2	..	1	..	†5	..	2	..	1	1	††1	2	55	65	Continued Fever	2	
..	..	1	2	..	18	11	Erysipelas	
3	..	8	2	..	4	1	1	3	..	3	..	88	89	Rheumatism	
1	..	1	25	17	Neuralgic Affections	
..	1	2	..	1	1	2	3	1	6	52	46	Constitutional Syphilis	1	
..	..	4	2	1	2	..	51	72	Phthisis	6	
..	1	2	4	8	Insanity	
12	1	22	6	2	13	4	11	14	4	16	7	267	644	Bronchitis, Influenza, and Catarrh	9	
1	..	2	1	..	1	..	12	23	Pleurisy & Pneumonia.	..	
1	..	4	4	..	2	2	4	84	89	Skin Disease.....	..	
3	..	16	..	1	4	1	5	..	1	3	..	74	88	Dyspepsia	
10	5	75	3	15	14	6	7	43	9	53	27	823	725	Accidents and diseases not classified.....	23	
35	11	151	14	27	43	20	33	80	25	85	51	1726	1990	TOTAL.....	56	

‡ 3 Typhus and 4 Typhoid.

** Febricula.

†† Typhus.

Indebted for the annexed Returns.

(17) Dr. SAMUEL BOOTH,
(18) Mr. M. O. LARMUTH,
(19) " J. O. BRADBURY,
(20) " W. B. STOTT,

(21) Mr. JOHN SMITH,
(22) Dr. ALEX. WILSON,
(23) Mr. H. M. WILLIAMSON
(24) " JOSEPH FOSTER,

(25) Mr. JOHN RAYNER,
(26) " J. V. L. WESTMACOTT,
(27) " JOHN HOLDEN,
(28) " W. H. HUGHES.

Weekly Return of Births and Deaths in Manchester and Salford.

Causes of Death.	Ancroats District, Mr. Royston.	St. George's Dis., Mr. Worthington.	Market-st. Dis., Mr. A. Gardiner.	London-rd. Dis., Dr. Johns.	Deansgate Dis., Mr. Leigh.	Greenigate Dis., Mr. Bower.	Regent-rd. Dis., Mr. Typple.	Pondleton Dis., Mr. Bowker.	Chorlton-on-M., Mr. Rowley.	Hulme Township, Mr. Sorby.	Ardwick Tnshp., Mr. Hallsworth.	TOTAL.	Corresponding week last year.
Small Pox	1	71	..	2	2
Measles	1	1	6
Whooping-cough.....	1	..	1	1	1	..	4	14
Scarlatina	10	2	2	..	2	4	1	3	..	2	..	39	8
Diarrhoea	2	1	1	1	..	5	8
Fever	23	25	22	2	2	..	1	..	1	..	19	15
Diseases of the Lungs ..	15	13	2	6	..	12	4	2	..	62	120
Other causes.....	14	12	20	8	13	28	27	14	9	12	1	118	180
TOTAL NO. OF DEATHS.	40	30	33	17	17	27	10	18	18	35	5	250	353
TOTAL NO. OF BIRTHS.	49	42	12	27	31	35	22	22	25	56	27	348	291

a Typhoid. b 3 Typhus, 1 Scarlet, and 1 Low. c Typhus. d 2 Inquests. e 1 Inquest. f Male aged 4 years. g 1 Typhus.

Monthly Return of New Cases of Disease coming under Treatment

*In 11 Charitable Institutions in
St. Marylebone, LONDON. Medical
Officer of Health, Dr. R. D. Thomson.
Population in 1861, 161,680.*

*At Pauper, Charitable, and Public
Institutions in MANCHESTER
and SALFORD.
Population in 1861, 390,815.*

4 Weeks ending 20th August.	4 weeks ending 26th Sept.	5 Weeks ending 31st Oct.	TOTAL.	DISEASES.	4 Weeks ending 9th August.	4 Weeks ending 26th Sept.	5 Weeks ending 31st Oct.	TOTAL.
61	63	81	205 Small-pox	76	54	64	194
7	8	11	26 Chicken-pox	15	6	5	26
33	24	46	103 Measles	33	37	44	114
73	115	141	329 Scarlatina	197	237	370	804
13	5	4	22 Diphtheria	4	2	7	13
26	28	56	110	.. Whooping-cough ..	62	73	86	221
2	1	4	7 Croup	5	3	..	8
2754	1298	828	4880 Diarrhoea... ..	768	452	336	1556
1	2	..	3 Dysentery	31	38	31	100
.. Cholera
21	26	18	65 Erysipelas	39	52	94	185
.. Puerperal Fever
15	10	16	41 Insanity	33	25	41	99
357	466	784	1607	Bronchitis and Catarrh	596	724	1161	2481
8	8	17	33 Pleurisy }	47	62	78	187
21	13	32	66	... Pneumonia .. }
10	9	2	21 Carbuncle
3975	3470	5063	12508	{ Accidents, and all }	4423	4548	5780	14751
..	{ other Diseases }
7377	5546	7103	20026 TOTAL	6329	6313	8097	20739

SUMMARY OF THE WEEK.

DISEASES.—*The extent to which they prevailed in the Pauper, Charitable, and Public Institutions of Manchester and Salford.*

The number of new cases of disease that occurred last week in connection with the Public Institutions of Manchester and Salford amounted to 1,726, or 23 more than in that which preceded it; in the corresponding week of last year it was 1,990. In the latter half of November, 1862, however, the weather proved unusually cold and severe. On comparing the particular diseases that occurred in the course of two weeks, differing so widely in respect to temperature, we find that at that time no fewer than 644 cases of Bronchitis were entered in the Returns, a number reduced last week to 267. Scarlet Fever, though somewhat less prevalent than in the previous week, still contributed 61 cases. 55 persons experienced attacks of various forms of Continued Fever, of which 7 are referred to as examples of Typhus and 6 of Typhoid Fever. No fewer than 3 of the former and 4 of the latter appear to have occurred among the home-patients of the Royal Infirmary, residing in District II. We have for several weeks directed attention to this dangerous type of Fever, that is shown to prevail in this district.

DEATHS.—*The Number registered in Manchester and Salford, and their causes.*

250 deaths were last week registered in the 11 districts; in the corresponding week of last year the number amounted to 353,—with such fatal effect did the cold weather observed at that time tell on the mortality tables. In that week no fewer than 120 persons died from diseases connected with the respiratory organs,—last week only 62. On the other hand, both Scarlet and Continued Fever proved more general and fatal during the late warm weather. In Manchester the mean temperature of the air was no less than 15.1 degrees above that experienced in the corresponding week of last year. At the Royal Observatory the mean for the week was 50.1°, at Greenwich 47.9°; thus the weather here proved last week warmer than in the neighbourhood of London. In both places above one quarter of an inch of rain is stated to have fallen.

COMMITTEE ROOMS,
35, Pall Mall, Manchester.

JOHN ED. MORGAN, M.B., M.A.,
Hon. Sec. Manchester and Salford Sanitary Association.

HEALTH AND METEOROLOGY OF MANCHESTER

COMMUNICATED TO THE

Manchester and Salford Sanitary Association.

WEEKLY RETURN.

VOL. III.] WEEK ENDING SATURDAY, DECEMBER 5, 1863. [No. 175.

DISEASES.—*The extent to which they prevailed in Pauper, Charitable, and Public Institutions of Manchester and Salford.*

The number of new cases of disease that occurred last week in connection with the Public Institutions amounted to 1,637; in the corresponding week of last year it was 2,052. At that time, however, Bronchitis and Influenza prevailed to an unusual extent; and, together, contributed 519 cases, or more than one-fourth of the total number. Last week, on the contrary, doubtless in consequence of the continued mildness of the season, only 291 seizures from disorders of this class are entered in our return.

In the course of the week no fewer than 60 persons experienced attacks of Scarlet Fever: in the preceding week the number was 61.

There were 52 cases of Continued Fever, of which 7 turned out cases of Typhus and 3 of Typhoid Fever. It is satisfactory to observe that 3 of the former were admitted as in-patients of the Royal Infirmary.

Were it not for the continued prevalence of Scarlet Fever the state of the public health might be deemed decidedly favorable.

DEATHS.—*The Number Registered in Manchester and Salford, and their Causes.*

In the registers from which our returns are compiled 244 deaths were, last week, entered: in the corresponding weeks of the years 1862 and 1861 the numbers respectively were 286 and 283. Thus the mortality for the week was considerably more favorable than that which prevailed in the two preceding years. Of this number no fewer than 47 are attributed to Scarlet Fever. In the week ending November 28th 39 persons died from this disorder.

We have already shown that in the number of new cases the increase in the deaths to which we have referred was not observed. Thus it would appear that the disease is either taking on a more malignant form, or prevailing to a greater extent among patients who are not dependent on Charitable Institutions for their treatment during sickness. In no previous return, with the exception of that for the week ending September 26th, did the mortality from Scarlet Fever prove so heavy as it did last week. It is curious that in London this disease is said to have been "less fatal last week than it had been for a long period."

Fifty deaths occurred from Diseases of the Lungs, or 39 fewer than in 1862.

At the Royal Observatory, Greenwich, the mean temperature of the week was 42.1°; at the Royal Infirmary 45.2°, or upwards of 3 degrees higher.

In the neighbourhood of London about $\frac{3}{4}$ of an inch of rain is stated to have fallen, in Manchester about 1 inch.

The force of the wind in the late gale appears to have been considerably greater in Lancashire than in London, inasmuch as at Liverpool the anemometer indicated, at one time, a pressure of upwards of 40 lbs. on the square foot; at Greenwich only 22 $\frac{1}{2}$ lbs.

JOHN ED. MORGAN, M.B., M.A., Hon. Sec.

COMMITTEE ROOMS,
33, PALL MALL, MANCHESTER.

MANCHESTER AND SALFO

RETURN FROM PAUPER, CHARITABLE, AND PUBLIC INSTITUTIONS New Cases of Disease coming under Treatment

MANCHESTER.																
Area in Statute Acres	Manchester Township 1,645															
Population in 1861	" " 185,050															
DISEASES.	POOR LAW DISTRICTS.							PUBLIC INSTITUTIONS.								
	St. Peter's	St. Andrew's	St. George's	Cathedral	St. Jude's	St. Michael's	Total of Districts.	ROYAL INFIRMARY.					CHILDREN			
								Workhouse.	In-patients.	Out-patients.	District I.	District II.	District III.	St. Mary's Hospital.	Clinical Hospital.	City Gaol.
1	2	3	4	5	6	7	8	9	10	11	12	13	14	15		
Small-pox	*1	1	..	2	1
Chicken-pox
Measles	3	1	4	1	..	1
Scarlatina	4	1	1	..	5	2	13	..	1	5	9	4
Diphtheria
Whooping-cough	1	1	2	4	4	6	..
Croup	1	1	1
Diarrhœa.....	1	1	1	1	3	2	9	6	6	5	1
Dysentery	1	1
Continued Fever.....	..	1	9	†2	..	‡10	22	5	§3	..	§1	..	¶3	7	..	1
Erysipelas	1	1	..	2	1
Rheumatism	1	6	1	1	7	1	17	4	4	42	..	1	1	..
Neuralgic Affections.....	..	1	..	2	3	10	1
Constitutional Syphilis.....	..	1	1	..	2	18	..	4	1	1	..	1
Phthisis	1	3	1	..	5	5	..	26	1	2	3	4
Insanity	2	1	3	3
Bronchitis, Influenza & Catarrh	4	23	7	10	7	17	68	18	2	41	1	3	3	16	6	..
Pleurisy and Pneumonia....	1	1	2	1	..	2	1	1	1	..
Skin Diseases.....	..	1	4	1	..	3	9	12	..	21	3	5	..
Dyspepsia	2	..	1	4	..	7	18	..	1	1	5	1	2
Accidents and diseases not classified.....	39	15	10	12	7	24	107	42	30	246	7	6	3	47	7	2
TOTAL	53	54	35	36	40	61	279	109	40	419	12	20	24	98	34	7

* Modified. † 1 Typhus and 1 Febricula. ‡ 1 Typhoid. § Typhus.

Medical Officers to whom the Association

- | | | | |
|-----------------------|------------------------|--------------------------|----------------------|
| (1) Mr. R. M. MANN. | (5) Dr. JOHN MEDD, | (9) } Mr. S. M. BRADLEY, | (13) Mr. H. RUNCORN, |
| (2) " J. BROADBENT, | (6) " LEDWARD, | (10) } " G. E. WALKER, | (14) Dr. WHITEHEAD, |
| (3) " JOHN ARMSTRONG, | (7) Mr. C. H. BRADDON, | (11) } " T. M. JOHNSON, | (15) Mr. W. GOLLAND, |
| (4) " J. LORIMER, | (8) " M. ROWLAND DAY, | (12) } | (16) " J. TEALE, |

ANITARY ASSOCIATION.

ONS OF MANCHESTER AND ADJOINING DISTRICTS.

Week ending the 5th day of December, 1863.

SALFORD.				HULME.			CHORLTON.		ARD- WICK	PENDLETON AND PENDLEBURY.					DEATHS.
.. 1,329 477 646 ..		508. 2650.....			Area in Statute Acres.		
.. 70,967. 68,209. 44,850..		2173924,448			Population in 1861.		
LAW TRICT	PUBLIC INSTITUTIONS.			POOR LAW DISTRICTS			Poor Law District.	Dispensary.	Poor Law District.	Ardwick & Ancoats Dispensary.	Chorlton Union Work- house.	Total.	Corresponding Week last Year.	DISEASES.	
	Regent Road.	Workhouse.	Dispensary.	New Bailey	St. George's.	Medlock.									
..	1	1	5	10	Small-pox
..	Chicken-pox
..	1	7	27	Measles
..	..	1	..	4	5	3	6	7	1	60	16	Scarlatina	6
..	Diphtheria
..	..	1	..	1	1	1	20	6	Whooping-cough
..	1	3	1	Croup	2
..	..	2	2	..	1	3	..	3	2	..	2	43	37	Diarrhoea	1
..	..	1	1	1	1	5	9	Dysentery
..	..	1	..	2	2	3	1	..	52	50	Continued Fever	3
..	1	1	1	..	1	..	7	4	Erysipelas
1	2	2	1	..	1	6	..	2	..	85	81	Rheumatism
1	1	1	1	..	19	33	Neuralgic Affections
1	1	1	1	1	3	35	34	Constitutional Syphilis	..
1	1	5	..	1	2	3	..	3	1	63	53	Phthisis	6
1	4	11	7	Insanity	1
5	2	15	6	5	9	15	17	19	3	13	9	291	519	Bronchitis, Influenza, and Catarrh.....	7
..	..	1	1	10	30	Pleurisy & Pneumonia.	1
2	4	5	..	1	5	..	1	2	1	..	8	80	86	Skin Disease.....	..
..	..	12	2	1	7	4	5	3	3	4	..	76	95	Dyspepsia
7	9	116	2	9	9	2	9	35	3	39	24	765	954	Accidents and diseases not classified.....	17
19	19	163	12	26	38	27	45	87	18	64	52	1637	2052	TOTAL.....	44

¶ 1 Typhus and 1 Typhoid.

|| Febricula.

indebted for the annexed Returns.

(17) Dr. SAMUEL BOOTH,
(18) Mr. M. O. LARMUTH,
(19) " J. O. BRADBURY,
(20) " W. B. STOTT,

(21) Mr. JOHN SMITH,
(22) Dr. ALEX. WILSON,
(23) Mr. H. M. WILLIAMSON
(24) " JOSEPH FOSTER,

(25) Mr. JOHN RAYNER,
(26) " J.V.L. WESTMACOTT,
(27) " JOHN HOLDEN,
(28) " W. H. HUGHES.

Weekly Return of Births and Deaths in Manchester and Salford.

Causes of Death.	Ancoats District, Mr. Royston.	St. George's Dis., Mr. Worthington.	Market-st. Dis., Mr. A. Gardiner.	London-rd. Dis., Dr. Johns.	Deansgate Dis., Mr. Leigh.	Greenigate Dis., Mr. Bowet.	Regent-rd. Dis., Mr. Tiple.	Pendleton Dis., Mr. Bowker.	Chorlton-on-M., Mr. Rowley.	Hulme Township, Mr. Sorby.	Arwick Tnashp., Mr. Hallsworth.	TOTAL.	Corres- ponding week last year.
Small Pox	a1	1	2
Measles	1	1	..	2	14
Whooping-cough	1	3	7
Scarlatina	7	3	5	5	3	3	2	1	8	11	3	47	6
Diarrhoea	4	1	1	6	3
Fever	4	1	b2	b1	..	c2	c3	..	13	8
Diseases of the Lungs ..	8	8	..	1	..	9	2	..	3	15	4	50	89
Other causes	14	13	18	7	6	4	d20	9	9	18	4	122	157
TOTAL NO. OF DEATHS.	33	27	23	17	8	16	26	10	23	49	12	244	286
TOTAL NO. OF BIRTHS.	35	41	23	21	17	20	29	20	25	52	15	298	316

a Female, aged 34 years, never vaccinated. b Typhus. c 1 Gastric and 1 Continued. d 2 Inquests. e 1 Typhus.

Monthly Return of New Cases of Disease coming under Treatment

*In 11 Charitable Institutions in
St. Marylebone, LONDON. Medical
Officer of Health, Dr. R. D. Thomson.
Population in 1861, 161,680.*

*At Pauper, Charitable, and Public
Institutions in MANCHESTER
and SALFORD.
Population in 1861, 390,815.*

4 Weeks ending 26th Sept.	5 Weeks ending 31st October.	4 Weeks ending 28th Nov.	TOTAL.	DISEASE.	4 Weeks ending 26th Sept.	5 Weeks ending 31st October.	4 Weeks ending 28th Nov.	TOTAL
63	81	32	176 Small-pox	54	64	46	164
8	11	19	38 Chicken-pox	6	5	13	24
24	46	33	103 Measles	37	44	43	124
115	141	94	350 Scarlatina	237	370	217	824
5	4	10	19 Diphtheria	2	7	2	11
28	56	43	127 Whooping-cough	73	86	68	227
1	4	2	7 Croup	3	..	2	5
1298	828	384	2510 Diarrhoea	452	336	232	1020
2	2 Dysentery	38	31	20	89
..	..	1	1 Cholera
26	18	32	76 Erysipelas	52	94	54	200
.. Puerperal Fever
10	16	11	37 Insanity	25	41	31	97
466	784	770	2020 Bronchitis and Catarrh ..	724	1161	1126	3011
8	17	11	36 Pleurisy	62	78	47	187
13	32	17	62 Pneumonia
9	2	2	13 Carbuncle
3470	5063	3563	12096	{ Accidents, and all other Diseases. }	4548	5780	4674	15002
5546	7103	5024	17673 TOTAL	6313	8097	6575	20985


METEOROLOGICAL OBSERVATIONS, TAKEN AT MANCHESTER AND THE NEIGHBOURHOOD.

FALL OF RAIN IN NOVEMBER :									
Inches.	Wet Days.	Royal Infirmary, W. O. JONES, Esq.	Old Trafford, G. V. VERNON, Esq.	Thelwall, J. ATRINSON, Esq.	Eccles, T. MACKERETH, Esq.	Royton, J. HEAP, Esq.	Bowdon, L. W. REYNOLDS, Esq.		
Thelwall	3.488	12							
Old Trafford	2.902	18							
Royton	3.415	19							
Bowdon	2.945	18							
Eccles	3.164	17							
Height of barometer cistern above sea level		130 ft.	123 ft.	96 ft.	127 ft.	537 ft.	221 ft.		
Barometer.									
Mean @ 32° F., and reduced to sea level		INS. 29.820	INS. 29.826	INS. 29.800	INS. 29.814	INS. 29.809	INS. 29.804		
Highest		30.313	30.248	30.278	30.204	29.762	30.128		
Lowest		28.721	28.740	28.806	28.740	28.285	28.656		
Range		1.592	1.508	1.472	1.464	1.487	1.472		
Temperature.									
Adopted Mean		45.2	41.4	41.0	41.2	40.2	41.0		
Range for Week		18.0	23.4	22.7	25.3	25.9	23.9		
Daily Range		9.6	13.0	9.8	13.1	13.5	10.3		
Maximum in Shade		56.0	54.4	54.3	54.3	51.8	54.5		
Minimum in Shade		38.0	31.0	31.6	29.0	25.9	30.6		
Temperature of Dew Point		41.1	39.6	38.2	36.7	37.4	37.6		
Hygrometrical condition of the Atmosphere.									
Degree of Humidity (Saturation—1,000)		GRS. 0.856	GRS. 0.940	GRS. 0.888	GRS. 0.844	GRS. 0.906	GRS. 0.870		
Prevailing Winds			SE, SW	SE, NW	S, SE, SW	S, SE, SW	E, SE, SW		
Rain			1.119	0.938	1.018	1.365	0.941		

December 5, 1863.

JOHN HEAP, Royton, Oldham.

Powlson and Sons, Printers, Bow Street, John Dalton Street, Manchester.



HEALTH AND METEOROLOGY OF MANCHESTER

COMMUNICATED TO THE

Manchester and Salford Sanitary Association.

WEEKLY RETURN.

Vol. III.] WEEK ENDING SATURDAY, DECEMBER 12, 1863. [No. 176.

DISEASES.—*The extent to which they prevailed in Pauper, Charitable, and Public Institutions of Manchester and Salford.*

Last week 1,832 new cases of disease occurred in connection with the Public Institutions of Manchester and Salford: in the corresponding week of last year the number was 1,646.

Continued Fever is still prevalent, the number of cases returned amounting to 72, or 32 more than in 1862. Of this number 8 appear to have been examples of true Typhus, and 3 of Typhoid Fever. Of the former 4 were met with among the home-patients of the Royal Infirmary in District I.

Scarlet Fever, it is satisfactory to observe, proved somewhat less general than in the week ending December 5th, the respective number of cases for the two weeks being 47 and 60.

Of the remaining zymotic disorders Small-pox, Measles, and Whooping Cough, all occurred to a greater extent in the corresponding week of last year than in that which has just terminated.

DEATHS.—*The Number Registered in Manchester and Salford, and their Causes.*

The deaths registered last week in the eleven districts amounted to 240, and the births to 318. Of the former 41 are attributed to Scarlet Fever, or 6 fewer than in the preceding week, and 59 more to diseases of the lungs.

Considering the advanced season of the year the mortality is by no means excessive, and tends to show that the state of the public health is decidedly favorable. The last weekly return of the Registrar General appears to warrant the same conclusion; it is there shown that the number of deaths last week was, in London, 77 below the average.

At the Royal Observatory, Greenwich, the mean temperature of the air for the week was 46·7°, or upwards of 6 degrees above the average of the last 43 years. At the Royal Infirmary, Manchester, it was 47·8°, or about 1 degree higher.

We have for some weeks directed attention to the fact that the mildness of the season, as indicated by the reading of the thermometer, has for some weeks been more marked in the centre of Manchester than at Greenwich.

JOHN ED. MORGAN, M.B., M.A., Hon. Sec.

COMMITTEE ROOMS,
33, PALL MALL, MANCHESTER.

MANCHESTER AND SALFORD

RETURN FROM PAUPER, CHARITABLE, AND PUBLIC INSTITUTIONS New Cases of Disease coming under Treatment During the Year 1861

MANCHESTER.																	
Area in Statute Acres	Manchester Township 1,645																
Population in 1861	" " 185,050																
DISEASES.	POOR LAW DISTRICTS.							PUBLIC INSTITUTIONS.									
	St. Peter's	St. Andrew's	St. George's	Cathedral	St. Jude's	St. Michael's	Total of Districts.	Workhouse.	ROYAL INFIRMARY.						CHILDREN		City Gaol.
									In-patients.	Out-patients.	District I.	District II.	District III.	St. Mary's Hospital.	Clinical Hospital.		
1	2	3	4	5	6	7	8	9	10	11	12	13	14	15			
Small-pox	1		
Chicken-pox		
Measles	3	1	..	4	..	1	2			
Scarlatina	5	6	2	1	14	1	2	3	1	1			
Diphtheria			
Whooping-cough	1	1	2	1	3	1	..			
Croup	1			
Diarrhœa.....	3	4	2	1	4	2	16	2	15	5	3	..			
Dysentery	2	2	..	2	1			
Continued Fever.....	..	2	4	*20	26	17	3	+4	3	2	8	..			
Erysipelas	1	..	1	2	..	3	..	1			
Rheumatism	3	2	1	3	4	13	9	1	28	1	3	2	1			
Neuralgic Affections.....	1	1	..	14	1	..			
Constitutional Syphilis.....	1	1	14	6	1	..	1			
Phthisis	1	..	1	2	..	4	4	26	3	1	4	..	2			
Insanity	1	1	3			
Bronchitis, Influenza & Catarrh	7	18	15	17	10	18	85	18	33	3	5	6	14	18			
Pleurisy and Pneumonia....	3	3	4	10	6	2	2	4			
Skin Diseases.....	4	4	8	12	20	6	9	..			
Dyspepsia	1	1	1	7	..	10	..	20	..	1	2	2	6			
Accidents and diseases not classified.....	50	22	21	12	11	37	153	43	24	275	7	13	10	47			
TOTAL	71	61	49	43	41	87	352	131	28	445	22	33	29	91			

* 4 Typhus and 5 Typhoid.

+ Typhus.

Medical Officers to whom the Association

- | | | |
|-----------------------|------------------------|------------------------|
| (1) Mr. R. M. MANN. | (5) Dr. JOHN MEDD, | (9) Mr. S. M. BRADLEY, |
| (2) " J. BROADBENT, | (6) " LEDWARD, | (10) Dr. WHITEHEAD, |
| (3) " JOHN ARMSTRONG, | (7) Mr. C. H. BRADDON, | (11) " G. E. WALKER, |
| (4) " J. LORIMER, | (8) " M. ROWLAND DAY, | (12) " T. M. JOHNSON, |
| | | (13) Mr. H. RUNCORN, |
| | | (14) Dr. WHITEHEAD, |
| | | (15) Mr. W. GOLLAND, |
| | | (16) " J. TEALE, |

SANITARY ASSOCIATION.

REPORTS OF MANCHESTER AND ADJOINING DISTRICTS.

Week ending the 12th day of December, 1863.

SALFORD.				HULME.			CHORLTON.		ARDWICK	PENDLETON AND PENDLEBURY.			Area in Statute Acres. Population in 1861.		DISEASES.	DEATHS.
1,329				477			646		508	2650						
70,967				68,209			44,850		21,730	24,448						
Regent Road.	PUBLIC INSTITUTIONS.			POOR LAW DISTRICTS			Poor Law District.		Poor Law District.	Ardwick & Ancoats Dispensary.	Chorlton Union Work-house.	Total.	Corresponding Week last Year.			
	Workhouse.	Dispensary.	New Bailey	St. George's.	Medlock.	St. Philip's	Dispensary.	Dispensary.								
17	18	19	20	21	22	23	24	25	26	27	28					
..	..	1	..	1	‡ 1	1	5	7	Small-pox	1	
..	1	..	Chicken-pox	
..	1	..	1	1	11	19	Measles	
..	..	5	..	1	1	1	5	6	2	2	..	47	12	Scarlatina	10	
..	1	Diphtheria	
..	2	1	10	17	Whooping-cough	
..	1	5	Croup	1	
..	..	3	1	3	1	4	54	33	Diarrhoea	
..	5	4	Dysentery	
1	..	5	§ 1	72	40	Continued Fever	1	
1	..	1	..	1	1	10	7	Erysipelas	
2	1	7	2	..	6	..	1	4	4	3	..	93	78	Rheumatism	
..	..	3	1	21	14	Neuralgic Affections	
..	1	7	1	1	6	39	39	Constitutional Syphilis	1	
1	2	9	..	1	1	1	3	2	64	49	Phthisis	9	
..	2	1	2	9	4	Insanity	2	
7	1	26	8	14	12	11	21	18	3	12	4	332	375	Bronchitis, Influenza, and Catarrh	10	
..	..	3	1	28	22	Pleurisy & Pneumonia.	2	
2	1	8	..	1	1	2	13	85	75	Skin Disease	
..	..	19	1	4	2	1	4	3	..	79	55	Dyspepsia	
14	8	73	2	6	7	8	9	44	6	47	46	866	790	Accidents and diseases not classified	31	
28	16	170	14	25	29	27	44	86	21	70	74	1832	1646	TOTAL	68	

‡ Typhoid.

‡ Aged 7 years, not vaccinated.

Indebted for the annexed Returns.

(17) Dr. SAMUEL BOOTH,
(18) Mr. M. O. LARMUTH,
(19) " J. O. BRADBURY,
(20) " W. B. STOTT,

(21) Mr. JOHN SMITH,
(22) Dr. ALEX. WILSON,
(23) Mr. H. M. WILLIAMSON
(24) " JOSEPH FOSTER,

(25) Mr. JOHN RAYNER,
(26) " J. V. L. WESTMACOTT,
(27) " JOHN HOLDEN,
() " W. H. HUGHES.

Weekly Return of Births and Deaths in Manchester and Salford.

Causes of Death.	Ancoats District, Mr. Royston.	St. George's Dis., Mr. Worthington.	Market-st. Dis., Mr. A. Gardiner.	London-rd. Dis., Dr. Johns.	Deansgate Dis., Mr. Leigh.	Greenigate Dis., Mr. Bowler.	Regent-rd. Dis., Mr. Typple.	Pendleton Dis., Mr. Bowker.	Chorlton-on-M., Mr. Rowley.	Hulme Township, Mr. Sorby.	Arwick Tashp., Mr. Hallsworth.	TOTAL.	Corresponding week last year.
Small Pox	1	1	2	2
Measles	1	1	4	13
Whooping-cough.....	..	1	1	..	1	..	2	..	2	8	5
Scarlatina	6	4	4	5	1	6	6	41	12
Diarrhoea	1	1	1	1	1	..	5	4
Fever	1	2	2	1	..	e1	..	e1	8	12
Diseases of the Lungs ..	12	11	..	b2	..	5	3	..	6	..	2	59	51
Other causes.....	14	9	19	7	14	e4	d8	e10	g14	18	6	123	124
TOTAL NO. OF DEATHS.	35	28	26	14	17	18	14	10	30	47	11	250	223
TOTAL NO. OF BIRTHS.	45	24	17	12	25	26	24	16	37	71	21	318	293

a Typhus. *b1* Male, aged 38, Delirium Tremens. *c1* Inquest. *d2* Inquests. *e* Typhoid. *g5* Infants, from 2 to 16 days old.

Monthly Return of New Cases of Disease coming under Treatment

*In 11 Charitable Institutions in
St. Marylebone, LONDON. Medical
Officer of Health, Dr. R. D. Thomson.
Population in 1861, 161,680.*

*At Pauper, Charitable, and Public
Institutions in MANCHESTER
and SALFORD.
Population in 1861, 390,815.*

4 Weeks ending 26th Sept.	5 Weeks ending 31st October.	4 Weeks ending 28th Nov.	TOTAL.	DISEASE.	4 Weeks ending 26th Sept.	5 Weeks ending 31st October.	4 Weeks ending 28th Nov.	TOTAL.
63	81	32	176	Small-pox	54	64	46	164
8	11	19	38	Chicken-pox	6	5	13	24
24	46	33	103	Measles	37	44	43	124
115	141	94	350	Scarlatina	237	370	217	824
5	4	10	19	Diphtheria	2	7	2	11
28	56	43	127	Whooping-cough	73	86	68	227
1	4	2	7	Croup	3	..	2	5
1298	828	384	2510	Diarrhoea	452	336	232	1020
2	2	Dysentery	38	31	20	89
..	..	1	1	Cholera
26	18	32	76	Erysipelas	52	94	54	200
..	Puerperal Fever
10	16	11	37	Insanity	25	41	31	97
466	784	770	2020	Bronchitis and Catarrh ..	724	1161	1126	3011
8	17	11	36	Pleurisy
13	32	17	62	Pneumonia	62	78	4	187
9	2	2	13	Carbuncle
3470	5063	3563	12996	Accidents, and all other Diseases.	4548	5780	4674	15002
5546	7103	5024	17673	TOTAL	6313	8097	6575	20985

METEOROLOGICAL OBSERVATIONS, TAKEN AT MANCHESTER AND THE NEIGHBOURHOOD.

FALL OF RAIN IN NOVEMBER:											
	Inches.	Wet Days.									
Thelwall	3.488	12		Royal Infirmary, W.O. JONES, Esq.	Old Trafford, G.V. VERNON, Esq.	Thelwall, J. ATKINSON, Esq.	Eccles, T. MACKERRETH Esq.	Royton, J. HEAP, Esq.	Bowdon, L. W. REYNOLDS Esq.		
Old Trafford.....	2.902	18									
Royton	3.415	19									
Bowdon	2.945	18									
Eccles.....	3.164	17									
Height of barometer cistern above sea level....	130 ft.	123 ft.	96 ft.	127 ft.	537 ft.	221 ft.					
Barometer.											
Mean @ 32° F., and reduced to sea level	INS.	INS.	INS.	INS.	INS.	INS.					
Highest.....	30.086	30.095	30.132	30.185	30.334	30.058	30.034	30.680	30.002		
Lowest.....	29.813	29.836	29.852	29.804	29.804	29.333	29.693	29.693	29.693		
Range	0.319	0.349	0.482	0.254	0.347	0.307					
Temperature.											
Adopted Mean	47.8	45.0	44.8	45.4	44.2	45.4					
Range for Week	16.6	18.3	20.6	19.0	18.8	19.4					
Daily Range	8.5	11.1	10.0	9.3	9.3	8.2					
Maximum in Shade	55.7	53.3	52.6	52.1	51.0	52.0					
Minimum in Shade	39.1	35.0	32.0	33.1	32.8	32.6					
Temperature of Dew Point	43.8	43.9	41.0	41.1	41.3	41.7					
Hygrometrical condition of the Atmosphere.											
Degree of Humidity (Saturation—1,000)	GRS.	GRS.	GRS.	GRS.	GRS.	GRS.					
	0.866	0.960	0.861	0.854	0.882	0.868					
Prevailing Winds		S, SW	S, SW	SW	W, SW	SW					
Rain		0.824	0.760	0.698	1.100	0.785					



HEALTH AND METEOROLOGY OF MANCHESTER

COMMUNICATED TO THE

Manchester and Salford Sanitary Association.

WEEKLY RETURN.

VOL. III.] WEEK ENDING SATURDAY, DECEMBER 19, 1863. [No. 177.

DISEASES.—*The extent to which they prevailed in Pauper, Charitable, and Public Institutions of Manchester and Salford.*

Last week 1,659 new cases of disease occurred in connection with the Public Institutions of Manchester and Salford: in the corresponding week of last year the number was 1,572.

On turning to particular diseases we find a decrease under both Continued and Scarlet Fever, the respective numbers for the preceding week being 72 and 47—for last week 58 and 42. Of the cases of Continued Fever only 3 are referred to as examples of Typhus, and 2 of Typhoid. Thus it is satisfactory to observe that these two formidable disorders, lately so threatening, appear now to be subsiding, and not likely it may be hoped to establish themselves as epidemics. In a populous community they are more to be dreaded even than Scarlet Fever, inasmuch as, while the latter disease is in the great majority of cases confined to childhood and adolescence, the former (and this is especially true of Typhus) falls with marked severity and frequency on adults.

Small-pox and Whooping Cough were both much more prevalent in the corresponding week of last year than in that which has just terminated.

DEATHS.—*The Number Registered in Manchester and Salford, and their Causes.*

273 deaths and 322 births were last week registered in Manchester and Salford. Of the former 66 were attributed to Diseases of the Lungs, and 35 to Scarlet Fever. In the preceding week the latter disease proved still more fatal, 41 cases being recorded. Of these 35 no fewer than 20 occurred in the two districts of Ancoats and Hulme—10 in each.

There were only 5 deaths from Continued Fever and 2 from Small-pox.

In London the number of deaths during the week was 110 below the average. There, also, both Scarlet Fever and Typhus appear to be declining.

At the Royal Observatory, Greenwich, the mean temperature of the air for the week was 42.1°. At none of the Manchester stations was an equally low reading of the thermometer observed. Thus at Thelwall and Bowdon it was 44.2°, and at Old Trafford and Eccles 43.4°. At the Royal Infirmary it was no less than 47.0°, or nearly 5 degrees higher than at Greenwich. As, however, the situations of these two stations are so widely opposed the results of the observations obtained at each cannot, as has been pointed out by Mr. Vernon, be fairly compared.

In London no rain fell during the week, in Old Trafford about one-third of an inch.

JOHN ED. MORGAN, M.B., M.A., Hon. Sec.

COMMITTEE ROOMS,

33, PALL MALL, MANCHESTER.

MANCHESTER AND SALFORD

RETURN FROM PAUPER, CHARITABLE, AND PUBLIC INSTITUTIONS, New Cases of Disease coming under Treatment During the Year 1861

MANCHESTER.															
Area in Statute Acres	Manchester Township 1,645														
Population in 1861	" " 185,050														
DISEASES.	POOR LAW DISTRICTS.						PUBLIC INSTITUTIONS.								
	1	2	3	4	5	6	Total of Districts.	7	ROYAL INFIRMARY.			CHILDREN		15	
									In-patients.	Out-patients.	District I.	District II.	District III.		St. Mary's Hospital.
St. Peter's	St. Andrew's	St. George's	Cathedral	St. Jude's	St. Michael's	Workhouse.	8	9	10	11	12	13	14		
Small-pox	1	1	..	2	
Chicken-pox	1	..	
Measles	2	2	1	5	1	..	2	1	
Scarlatina	1	2	..	4	1	..	8	1	2	3	2	1	
Diphtheria	
Whooping-cough	2	..	2	2	..	2	3	1	
Croup	1	1	
Diarrhoea	2	2	1	3	1	9	16	6	4	
Dysentery	1	1	
Continued Fever	*3	..	4	†10	17	9	3	‡6	11	
Erysipelas	1	1	2	2	..	21	..	1	
Rheumatism	3	5	..	5	1	14	4	1	33	1	1	1	3	
Neuralgic Affections	19	2	
Constitutional Syphilis	9	..	20	1	2	
Phthisis	1	1	1	3	1	7	6	..	33	..	1	..	2	
Insanity	1	1	3	
Bronchitis, Influenza & Catarrh	11	24	18	12	6	20	91	14	..	57	4	5	4	26	
Pleurisy and Pneumonia....	1	2	1	2	1	..	7	3	..	1	1	3	
Skin Diseases	1	1	1	3	..	2	8	6	..	22	1	4	
Dyspepsia	2	2	..	4	17	2	2	
Accidents and diseases not classified	36	29	10	13	7	28	123	27	30	185	9	8	12	32	
TOTAL	54	70	42	36	33	66	301	86	34	426	17	22	28	94	

* Febricula.

† 1 Typhus.

‡ 2 Typhoid and 1 Typhus.

Medical Officers to whom the Association

- | | | |
|-----------------------|------------------------|------------------------|
| (1) Mr. R. M. MANN. | (5) Dr. JOHN MEDD, | (9) Mr. S. M. BRADLEY, |
| (2) " J. BROADBENT, | (6) " LEDWARD, | (10) " G. E. WALKER, |
| (3) " JOHN ARMSTRONG, | (7) Mr. C. H. BRADDON, | (11) " T. M. JOHNSON, |
| (4) " J. LORIMER, | (8) " M. ROWLAND DAY, | (12) " " " " |
| | | (13) Mr. H. RUNCORN |
| | | (14) Dr. WHITEHEAD |
| | | (15) Mr. W. GOLLAND |
| | | (16) " J. TEALE, |

SANITARY ASSOCIATION.

REPORTS OF MANCHESTER AND ADJOINING DISTRICTS.

Week ending the 19th day of December, 1863.

SALFORD.				HULME.			CHORLTON.		ARDWICK.	PENDLETON AND PENDLEBURY.			Area in Statute Acres.		DEATHS.
1,329				477			646		508	2650			Population in 1861.		
70,967				68,209			44,850		21739	24,448					
ORLAW DISTRICT	PUBLIC INSTITUTIONS.			POOR LAW DISTRICTS			Poor Law District.	Dispensary.	Poor Law District.	Ardwick & Ancoats Dispensary.	Chorlton Union Work-house.	Total.	Corresponding Week last Year.	DISEASES.	
	Regent Road.	Workhouse.	Dispensary.	New Bailey	St. George's.	Medlock.									
17	18	19	20	21	22	23	24	25	26	27	28				
..	..	1	..	1	..	1	..	1	6	19	Small-pox	2
..	1	1	Chicken-pox
..	1	10	27	Measles	1
..	..	6	..	3	2	4	1	4	..	5	..	45	14	Scarlatina	9
..	1	1	1	Diphtheria
..	..	1	3	1	15	8	Whooping-cough
..	1	2	1	Croup
1	3	1	2	2	2	48	42	Diarrhoea
..	1	1	1	5	2	Dysentery
2	1	*1	..	3	..	2	2	1	..	58	61	Continued Fever	2
..	..	2	1	1	30	8	Erysipelas	1
2	1	2	2	2	1	1	2	8	1	2	1	87	73	Rheumatism
2	1	4	28	17	Neuralgic Affections
..	..	3	1	1	..	4	42	43	Constitutional Syphilis	..
..	..	2	..	1	1	3	1	3	..	68	35	Phthisis	6
..	6	10	3	Insanity	1
7	2	39	6	6	7	21	17	14	5	10	9	365	318	Bronchitis, Influenza, and Catarrh.....	7
..	..	3	1	2	..	1	..	22	27	Pleurisy & Pneumonia.	2
..	1	2	..	1	1	..	4	4	7	71	55	Skin Disease.....	..
1	..	14	..	3	3	3	5	5	3	3	..	74	94	Dyspepsia
8	6	80	3	10	9	2	16	20	4	46	27	671	723	Accidents and diseases not classified.....	24
23	12	136	15	29	25	5	48	74	22	71	56	1659	1572	TOTAL.....	55

‡ Typhus.

indebted for the annexed Returns.

(17) Dr. SAMUEL BOOTH,
(18) Mr. M. O. LARMUTH,
(19) " J. O. BRADBURY,
(20) " W. B. STOTT,

(21) Mr. JOHN SMITH,
(22) Dr. ALEX. WILSON,
(23) Mr. H. M. WILLIAMSON
(24) " JOSEPH FOSTER,

(25) Mr. JOHN RAYNER,
(26) " J. V. L. WESTMACOTT,
(27) " JOHN HOLDEN,
" W. H. HUGHES.

Weekly Return of Births and Deaths in Manchester and Salford.

Causes of Death.	Ancients District, Mr. Royston.	St. George's Dis., Mr. Worthington.	Market-st. Dis., Mr. A. Gardiner.	London-rd. Dis., Dr. Johns.	Deansgate Dis., Mr. Leigh.	Greenigate Dis., Mr. Bowet.	Regent-rd. Dis., Mr. Tipple.	Pendleton Dis., Mr. Bowker.	Chorlton-on-M., Mr. Rowley.	Hulme Township, Mr. Sorby.	Artrick Tushp., Mr. Hallisworth.	TOTAL.	Corres- ponding week last year.
Small Pox.....	1	61	2	2
Measles.....	1	1	1	..	3	14
Whooping-cough.....	1	1	3	1	9	4
Scarlatina.....	10	1	..	3	1	4	..	1	1	..	2	35	6
Diarrhoea.....	1	1	10	1	5	5
Fever.....	61	5	5
Diseases of the Lungs.....	15	17	..	4	..	7	3	..	7	10	1	66	55
Other causes.....	14	14	20	11	18	7	16	8	13	22	5	148	122
TOTAL NO. OF DEATHS.	42	35	25	19	23	20	23	9	22	46	10	273	213
TOTAL NO. OF BIRTHS.	32	32	35	13	15	20	53	12	28	68	14	322	285

a Typhus.

b Aged 8 years, never vaccinated.

Monthly Return of New Cases of Disease coming under Treatment

*In 11 Charitable Institutions in
St. Marylebone, LONDON. Medical
Officer of Health, Dr. R. D. Thomson.
Population in 1861, 161,680.*

*At Pauper, Charitable, and Public
Institutions in MANCHESTER
and Salford.
Population in 1861, 390,815.*

4 Weeks ending 26th Sept.	5 Weeks ending 31st October.	4 Weeks ending 28th Nov.	TOTAL.	DISEASE.	4 Weeks ending 26th Sept.	5 Weeks ending 31st October.	4 Weeks ending 28th Nov.	TOTAL.
63	81	32	176	Small-pox.....	54	64	46	164
8	11	19	38	Chicken-pox.....	6	5	13	24
24	46	33	103	Measles.....	37	44	43	124
115	141	94	350	Scarlatina.....	237	370	217	824
5	4	10	19	Diphtheria.....	2	7	2	11
28	56	43	127	Whooping-cough.....	73	86	68	227
1	4	2	7	Croup.....	3	..	2	5
1298	824	384	2510	Diarrhoea.....	432	336	232	1020
2	2	Dysentery.....	38	31	20	89
..	..	1	1	Cholera.....
26	18	32	76	Erysipelas.....	52	94	54	200
..	Puerperal Fever.....
10	16	11	37	Insanity.....	25	41	31	97
466	784	770	2020	Bronchitis and Catarrh.....	724	1161	1126	3011
8	17	11	36	Pleurisy.....
18	32	17	62	Pneumonia.....	62	78	4	187
9	2	2	13	Carbuncle.....
3470	5063	3563	12096	Accidents, and all other Diseases.	4548	5780	4674	15002
5546	7103	5024	17673	TOTAL.....	6313	8097	6575	20985

METEOROLOGICAL OBSERVATIONS, TAKEN AT MANCHESTER AND THE NEIGHBOURHOOD.

FALL OF RAIN IN NOVEMBER: Inches. Wet Days.	Royal Infirmary, W.O. JONES, Esq.	Old Trafford, G.V. VERNON, Esq.	Thelwall, J. ATKINSON, Esq.	Eccles, T. MACKERETH Esq.	Royton, J. HEAP, Esq.	Bowdon, L.W. Reynolds Esq.
Thelwall.....	3.488	12				
Old Trafford.....	2.902	18				
Royton.....	3.415	19				
Bowdon.....	2.945	18				
Eccles.....	3.164	17				
Height of barometer cistern above sea level.....	130 ft.	123 ft.	96 ft.	127 ft.	537 ft.	221 ft.
Barometer.	INS.	INS.	INS.	INS.	INS.	INS.
Mean @ 32° F., and reduced to sea level.....	30.296	30.265	30.263	30.268	30.233	30.257
Highest.....	30.431	30.396	30.456	30.390	29.918	30.286
Lowest.....	29.730	29.583	29.600	29.556	29.058	29.472
Range.....	0.701	0.813	0.856	0.834	0.860	1.814
Temperature.						
Adopted Mean.....	47.0	43.4	44.2	43.4	42.2	44.2
Range for Week.....	20.1	26.5	22.8	23.7	27.2	22.8
Daily Range.....	7.6	10.4	6.1	9.7	8.8	5.6
Maximum in Shade.....	53.0	52.5	51.0	49.9	51.7	50.8
Minimum in Shade.....	32.9	26.0	28.2	26.2	24.5	28.0
Temperature of Dew Point.....	41.9	41.6	40.5	38.8	39.1	40.2
Hygrometrical condition of the Atmosphere.						
Degree of Humidity (Saturation—1,000).....	0.826	0.936	0.856	0.836	0.880	0.852
Prevailing Winds.....		SW	W,NW	NW	NW	NW
Rain.....		0.379	0.150	0.461	0.280	0.167

HEALTH AND METEOROLOGY OF MANCHESTER

COMMUNICATED TO THE

Manchester and Salford Sanitary Association.

WEEKLY RETURN.

VOL. III.] WEEK ENDING SATURDAY, DECEMBER 26, 1863. [No. 178.

DISEASES.—*The extent to which they prevailed in Pauper, Charitable, and Public Institutions of Manchester and Salford.*

1,331 new cases of disease occurred last week in connection with the various Charitable Institutions: in the preceding week the number was 1,659, and in the corresponding one of last year 1,111. Thus, if we look merely to the actual number of patients who applied for relief, the public health might be deemed highly satisfactory. It has been observed, however, that at such seasons as Christmas week the poor do not flock to Dispensaries in as great numbers as during the preceding and following weeks.

Scarlet Fever still continues very prevalent, 44 cases having occurred. In the Manchester Township the violence of the disorder appears to some extent to have abated, but it still rages in Hulme and Ancoats.

There were 54 cases of Continued Fever, of which 5 were examples of Typhus and 1 of Typhoid Fever. Two of the former were admitted as in-patients of the Royal Infirmary.

There were upwards of 100 fewer cases of Bronchitis than in the previous week; and generally it may be affirmed, doubtless owing to the mildness of the season, that during the whole quarter, the diseases of the respiratory organs have been far less prevalent than usual.

No other disease occurred to any unusual extent.

DEATHS.—*The Number Registered in Manchester and Salford*

Last week no fewer than 328 deaths and 274
Salford: thus the deaths exceeded the
week of last year the former on

MANCHESTER AND SALFORD

RETURN FROM PAUPER, CHARITABLE, AND PUBLIC INSTITUTIONS

New Cases of Disease coming under Treatment in

MANCHESTER.															
Area in Statute Acres	Manchester Township 1,645														
Population in 1861	" " 185,050														
DISEASES.	POOR LAW DISTRICTS.						PUBLIC INSTITUTIONS.								
	St. Peter's	St. Andrew's	St. George's	Cathedral	St. Jude's	St. Michael's	Total of Districts.	Workhouse.	ROYAL INFIRMARY.			CHILDREN			
									In-patients.	Out-patients.	District I.	District II.	District III.	St. Mary's Hospital.	Clinical Hospital.
1	2	3	4	5	6	7	8	9	10	11	12	13	14	15	
Small-pox	1	1	..	2	1	1
Chicken-pox
Measles	2	3	5
Scarlatina	1	2	..	3	2	8	3	2
Diphtheria
Whooping-cough	2	..	2	..	4	1	4
Croup	1	1
Diarrhœa	1	3	4	3	..	10	2	3	..
Dysentery	1	1	3	5	2	1
Continued Fever	*1	†8	1	..	‡5	21	10	†2	..	§1	..	8
Erysipelas	1	1	19	1
Rheumatism	1	2	1	..	3	..	7	7	1	35	1	..	1
Scalding Affections	11	2	..
.....	1	1	..	2	11	..	27
.....	2	..	4	1	7	4	..	31	5	..
.....	2
.....	53	1	2	4	9	..

SANITARY ASSOCIATION.

REPORTS OF MANCHESTER AND ADJOINING DISTRICTS.

Week ending the 26th day of December, 1863.

SALFORD.				HULME.			CHORLTON.	ARDWICK.	PENDLETON AND PENDELBURY.					DEATHS.	
1,329				477			646	508	2650			Area in Statute Acres.			
70,967				68,209			44,850	21,739	24,448			Population in 1861.			
REGENT ROAD.	PUBLIC INSTITUTIONS.			POOR LAW DISTRICTS.			Poor Law District.	Dispensary.	Poor Law District.	Ardwick & Ancoats Dispensary.	Chorlton Union Work-house.	Total.	Corresponding Week last Year.	DISEASES.	
	Workhouse.	Dispensary.	New Bailey	St. George's.	Medlock.	St. Philip's									
17	18	19	20	21	22	23	24	25	26	27	28				
..	1	1	..	6	10	Small-pox
..	..	1	7	1	Chicken-pox
..	1	6	13	Measles
..	2	6	..	7	2	4	1	6	..	1	..	44	8	Scarlatina	10
..	..	1	1	..	Diphtheria	2
1	..	1	1	4	16	13	Whooping-cough	1
..	1	3	Croup
..	3	1	1	1	4	32	20	Diarrhoea	1
..	..	1	9	1	Dysentery
..	3	2	..	1	..	1	2	1	2	54	42	Continued Fever	3
..	21	4	Erysipelas
..	..	3	3	..	1	..	2	7	..	3	7	81	53	Rheumatism
..	..	1	1	..	1	2	19	10	Neuralgic Affections
..	..	2	2	44	14	Constitutional Syphilis
..	..	6	..	1	2	3	2	..	61	28	Phthisis	9
..	1	..	1	3	7	4	Insanity	1
4	2	29	6	6	4	6	12	16	4	9	8	258	249	Bronchitis, Influenza, and Catarrh	15
..	..	1	1	3	2	17	17	Pleurisy & Pneumonia.	4
..	3	8	1	..	2	..	1	6	..	1	8	81	43	Skin Disease	3
..	..	11	2	2	4	6	3	..	55	41	Dyspepsia
7	1	43	1	8	10	2	5	32	..	43	30	517	537	Accidents and diseases not classified	18
12	11	116	14	24	24	16	27	84	18	63	62	1331	1111	TOTAL.....	67

† Typhoid.

Indebted for the annexed Returns.

(17) Dr. SAMUEL BOOTH,
 (18) Mr. M. O. LARMUTH,
 (19) " J. O. BRADBURY,
 (20) " W. B. STOTT,

(21) Mr. JOHN SMITH,
 (22) Dr. ALEX. WILSON,
 (23) Mr. H. M. WILLIAMSON
 (24) " JOSEPH FOSTER,

(25) Mr. JOHN RAYNER,
 (26) " J. V. L. WESTMACOTT,
 (27) " JOHN HOLDEN,
 (28) " W. H. HUGHES.

Weekly Return of Births and Deaths in Manchester and Salford.

Causes of Death.	Ancoats District, Mr. Royston.	St. George's Dis., Mr. Worthington.	Market-st. Dis., Mr. A. Gardiner.	London-rd. Dis., Dr. Johns.	Deansgate Dis., Mr. Leigh.	Greengate Dis., Mr. Bowe.	Regent-rd. Dis., Mr. Typle.	Pendleton Dis., Mr. Bowker.	Chorlton-on-M., Mr. Rowley.	Halme Township, Mr. Sorby.	Arwick Tushp., Mr. Hallsworth.	TOTAL.	Corres- ponding week last year.
Small Pox	1
Measles	1	1	3
Whooping-cough	3	3	1	1	13	4
Scarlatina	13	4	1	1	1	5	1	1	2	11	..	42	9
Diarrhoea	1	1	1	1	1	..	8	..
Fever	1	3	54	33	..	1	..	1	11	10
Diseases of the Lungs ..	12	11	3	8	..	12	6	..	12	14	6	84	59
Other causes	11	27	43	6	13	12	12	11	13	14	6	168	113
TOTAL NO. OF DEATHS.	42	47	52	17	17	30	23	12	29	44	15	328	199
TOTAL NO. OF BIRTHS.	27	30	9	20	13	24	29	8	28	67	19	274	290

a 7 Inquests. b Typhus. c 3 Inquests. d 1 Typhoid.

Monthly Return of New Cases of Disease coming under Treatment

*In 11 Charitable Institutions in
St. Marylebone, LONDON. Medical
Officer of Health, Dr. R. D. Thomson.
Population in 1861, 161,680.*

*At Pauper, Charitable, and Public
Institutions in MANCHESTER
and SALFORD.
Population in 1861, 390,815.*

4 Weeks ending 26th Sept.	5 Weeks ending 31st October.	4 Weeks ending 28th Nov.	TOTAL.	DISEASE.	4 Weeks ending 26th Sept.	5 Weeks ending 31st October.	4 Weeks ending 28th Nov.	TOTAL.
63	81	32	176	Small-pox	54	64	46	164
8	11	19	38	Chicken-pox	6	5	13	24
24	46	33	103	Measles	37	44	43	124
115	141	94	350	Scarlatina	237	370	217	824
5	4	10	19	Diphtheria	2	7	2	11
28	56	43	127	Whooping-cough	73	86	68	227
1	4	2	7	Croup	3	..	2	5
1298	828	384	2510	Diarrhoea	452	336	232	1020
2	2	Dysentery	38	31	20	89
..	..	1	1	Cholera
26	18	32	76	Erysipelas	52	94	54	200
..	Puerperal Fever
10	16	11	37	Insanity	25	41	31	97
466	784	770	2020	Bronchitis and Catarrh ..	724	1161	1126	3011
8	17	11	36	Pleurisy	62	78	4	187
13	32	17	62	Pneumonia
9	2	2	13	Carbuncle
3470	5063	3563	12096	Accidents, and all other Diseases.	4548	5780	4674	15002
5546	7103	5024	17673	TOTAL	6313	8097	6575	20985

METEOROLOGICAL OBSERVATIONS, TAKEN AT MANCHESTER AND THE NEIGHBOURHOOD.

FALL OF RAIN IN NOVEMBER: Inches. Wet Days.	Royal Infirmary, W. O. JONES, Esq.	Old Trafford, G. V. VERNON, Esq.	Theilwall, J. ATKINSON, Esq.	Eccles, T. MACKERRETH Esq.	Royton, J. HEAP, Esq.	Bowdon, L. W. REYNOLDS Esq.
Theilwall	3.488	12			
Old Trafford	2.902	18			
Royton	3.415	19			
Bowdon	2.945	18			
Eccles	3.164	17			
Height of barometer cistern above sea level	130 ft.	123 ft.	96 ft.	127 ft.	522 ft.	
Barometer.	° INS.	INS.	INS.	INS.	INS.	
Mean @ 32° F., and reduced to sea level	30.057	30.040	30.014	30.033	30.018	
Highest	30.131	30.248	30.270	30.210	29.788	
Lowest	29.803	29.630	29.692	29.614	29.174	
Range	0.328	0.618	0.578	0.596	0.614	
Temperature.						
Adopted Mean	45.4	43.5	43.4	42.7	40.7	
Range for Week	22.6	23.5	23.0	23.3	26.1	
Daily Range	5.7	11.1	8.4	12.8	11.8	
Maximum in Shade	51.1	50.5	50.7	50.4	48.6	
Minimum in Shade	38.5	27.0	27.7	27.1	22.5	
Temperature of Dew Point	40.5	42.6	40.5	39.0	38.9	
Hygrometrical condition of the Atmosphere.						
Degree of Humidity (Saturation—1,000)	GRS. 0.842	GRS. 0.968	GRS. 0.896	GRS. 0.874	GRS. 0.936	
Prevailing Winds		SW, NW	SW, W	W, N, SW	SW, W	
Rain		0.578	0.347	0.491	0.710	

*This return was made for six days of the week only.

December 26, 1863.

JOHN HEAP, Royton, Oldham.

Powlson and Sons, Printers, Bow Street, John Dalton Street, Manchester.